

# One-loop corrections to the neutrino in the N-B-LSSM

Shuang Di<sup>1,2,3</sup>, Shu-Min Zhao<sup>1,2,3\*</sup>, Ming -Yue Liu<sup>1,2,3</sup>,

Xing-Yu Han<sup>1,2,3</sup>, Song Gao<sup>1,2,3</sup>, Xing-Xing Dong<sup>1,2,3,4†</sup>

<sup>1</sup> *Department of Physics, Hebei University, Baoding 071002, China*

<sup>2</sup> *Hebei Key Laboratory of High-precision Computation and  
Application of Quantum Field Theory, Baoding, 071002, China*

<sup>3</sup> *Hebei Research Center of the Basic Discipline for  
Computational Physics, Baoding, 071002, China and*

<sup>4</sup> *Departamento de Fisica and CFTP,  
Instituto Superior Técnico, Universidade de Lisboa,  
Av.Rovisco Pais 1,1049-001 Lisboa, Portugal*

(Dated: May 13, 2025)

## Abstract

In this paper, we study one-loop corrections to the neutrino mass matrix in the N-B-LSSM. We obtain the N-B-LSSM from the  $U(1)$  extension of the minimal supersymmetric standard model(MSSM). By adding three generation right-handed neutrino superfields and three Higgs singlets, the model generates tiny neutrino masses at the tree level through the first type seesaw mechanism. However, one-loop corrections are essential for understanding neutrino masses and mixing angles. We calculate the neutrino mass variance and mixing angle from both normal order neutrino mass spectrum and inverse order neutrino mass spectrum. This study provides new theoretical support for exploring the mechanism of neutrino mass generation in the supersymmetric model and provides clues for exploring new physics beyond the Standard Model (SM).

PACS numbers:

Keywords: the neutrino mass, N-B-LSSM, the one-loop corrections, new physics.

---

\* zhaosm@mail.nankai.edu.cn

† dongxx@hbu.edu.cn

## I. INTRODUCTION

The Standard Model (SM) of particle physics, despite its tremendous successes, there remains phenomena that cannot be explained. For instance, the SM fails to account for neutrino masses and their mixing patterns[1–4]. The masses and mixing patterns of neutrinos constitute a critical research area in particle physics, as they hold profound implications for cosmology and the fundamental understanding of particle interactions.

Recent experimental data, such as results released in 2023 by the LHCb collaboration[5], have further propelled studies on neutrino masses and lepton flavor violation processes. These data not only provide precise measurements of neutrino mixing angles but also impose new constraints on the upper and lower bounds of neutrino masses. Such constraints are vital for unraveling the nature of neutrinos and their role in the universe. The present  $3\sigma$  limits for the neutrino experiment data are[6]

$$\begin{aligned} 0.0198 &\leq \sin^2 \theta_{13} \leq 0.024, \\ 0.268 &\leq \sin^2 \theta_{12} \leq 0.346, \\ 0.385 &\leq \sin^2 \theta_{23} \leq 0.644, \\ 6.99 \times 10^{-5} &\leq \Delta m^2_{\odot} \leq 8.07 \times 10^{-5} \\ 2.371 \times 10^{-3} &\leq \Delta m^2_A(\text{NO}) \leq 2.539 \times 10^{-3}, \\ -2.679 \times 10^{-3} &\leq \Delta m^2_A(\text{IO}) \leq -2.505 \times 10^{-3}. \end{aligned}$$

Based on the MSSM, the minimal supersymmetric extension of the SM with local B-L norm symmetry (N-B-LSSM) is obtained by extending the gauge symmetry group to  $SU(3)_C \times SU(2)_L \times U(1)_Y \times U(1)_{B-L}$ [7]. In the N-B-LSSM, we have discussed certain two-loop contributions to muon anomalous magnetic dipole moment, lepton flavour-violating decays  $l_j \rightarrow l_{i\gamma}, l_j \rightarrow 3l_i$  and  $\mu \rightarrow e + q\bar{q}$ , but the neutrino mass problem has not yet been studied[7]. In this paper, we study the neutrino mass correction problem under the N-B-LSSM, neutrinos acquire tiny masses at tree level through the seesaw mechanism[8–10], facilitated by the introduction of right-handed neutrino fields. However, one-loop corrections to the neutrino mass matrix are crucial for a comprehensive understanding of neutrino masses and mixings[11, 12]. These corrections arise from various sources, including virtual slepton-chargino, sneutrino-neutralino, and Higgs-charged lepton loops. The inclusion of one-loop effects is essential to match the precise experimental data on neutrino oscillations, which provide stringent constraints on the neutrino mass squared differences and mixing angles.

In ref[13], the authors discuss the supersymmetric neutrino mass under the one-loop approximation using the on-shell renormalization scheme without taking into account lepton number conservation and R-parity. There are also some work related to the mass and mixing of neutrinos[14–17]. This paper focuses on the one-loop corrections to the neutrino mass matrix in the N-B-LSSM. We employ the method of mass eigenstates to calculate these corrections and analyze their impact on the neutrino mass spectrum and mixing angles. Our study aims to explore the parameter space of the N-B-LSSM that is consistent with the current neutrino oscillation data. By doing so, we aim to shed light on the underlying mechanisms of neutrino mass generation and to provide insights into the new physics beyond the SM.

The structure of this paper is as follows: In Sec.II, we briefly review the N-B-LSSM and its key features relevant to neutrino mass generation. Sec.III details the calculation of one-loop corrections to the neutrino mass matrix. In Sec.IV, we present our numerical results and discuss the implications for the neutrino mass spectrum and mixing angles. Finally, the conclusion are given out in Sec.V.

## II. THE N-B-LSSM

N-B-LSSM is the  $U(1)_{B-L}$  extension of MSSM, and the local gauge group is  $SU(3)_C \times SU(2)_L \times U(1)_Y \times U(1)_{B-L}$ [18]. In order to obtain the N-B-LSSM, new superfields are added to the MSSM, including three Higgs singlets  $\hat{\chi}_1$ ,  $\hat{\chi}_2$ ,  $\hat{S}$  and right-handed superfields  $\hat{\nu}_i$ . Through the seesaw mechanism, the minuteness of the neutrino mass can be naturally explained. The neutral CP-even scalar fields of  $H_u$ ,  $H_d$ ,  $\chi_1$ ,  $\chi_2$  and  $S$  mix into a  $5 \times 5$  mass squared matrix. The superpotential in N-B-LSSM is expressed as

$$W = -Y_d \hat{d} \hat{q} \hat{H}_d - Y_e \hat{e} \hat{l} \hat{H}_d - \lambda_2 \hat{S} \hat{\chi}_1 \hat{\chi}_2 + \lambda \hat{S} \hat{H}_u \hat{H}_d + \frac{\kappa}{3} \hat{S} \hat{S} \hat{S} + Y_u \hat{u} \hat{q} \hat{H}_u + Y_X \hat{\nu} \hat{\chi}_1 \hat{\nu} + Y_\nu \hat{\nu} \hat{l} \hat{H}_u. \quad (1)$$

Under this model,  $Y_{u,d,e,\nu,\chi}$  in the superpotential denotes the Yukawa coupling coefficient. While  $\lambda$ ,  $\lambda_2$  and  $\kappa$  are dimensionless couplings constant.  $\hat{\chi}_1$ ,  $\hat{\chi}_2$ ,  $\hat{S}$  are three Higgs singlets.

The vacuum expectation values(VEVs) of the Higgs superfields  $H_u$ ,  $H_d$ ,  $\chi_1$ ,  $\chi_2$  and  $S$  are presented by  $v_u$ ,  $v_d$ ,  $v_\eta$ ,  $v_{\bar{\eta}}$  and  $v_S$  respectively. Two angles are defined as  $\tan \beta = v_u/v_d$

and  $\tan \beta_\eta = v_{\bar{\eta}}/v_\eta$ . The definition of  $\tilde{\nu}_L$  and  $\tilde{\nu}_R$  is

$$\tilde{\nu}_L = \frac{1}{\sqrt{2}}\phi_L + \frac{i}{\sqrt{2}}\sigma_L, \quad \tilde{\nu}_R = \frac{1}{\sqrt{2}}\phi_R + \frac{i}{\sqrt{2}}\sigma_R. \quad (2)$$

The specific explicit expressions of two Higgs doublets and three Higgs singlets are as follows

$$\begin{aligned} H_d^0 &= \frac{1}{\sqrt{2}}\phi_d + \frac{1}{\sqrt{2}}v_d + i\frac{1}{\sqrt{2}}\sigma_d, \\ H_u^0 &= \frac{1}{\sqrt{2}}\phi_u + \frac{1}{\sqrt{2}}v_u + i\frac{1}{\sqrt{2}}\sigma_u, \\ \chi_1 &= \frac{1}{\sqrt{2}}\phi_1 + \frac{1}{\sqrt{2}}v_\eta + i\frac{1}{\sqrt{2}}\sigma_1, \\ \chi_2 &= \frac{1}{\sqrt{2}}\phi_2 + \frac{1}{\sqrt{2}}v_{\bar{\eta}} + i\frac{1}{\sqrt{2}}\sigma_2, \\ S &= \frac{1}{\sqrt{2}}\phi_S + \frac{1}{\sqrt{2}}v_S + i\frac{1}{\sqrt{2}}\sigma_S. \end{aligned} \quad (3)$$

The soft SUSY breaking terms are shown as

$$\begin{aligned} \mathcal{L}_{soft} &= \mathcal{L}_{soft}^{MSSM} - \frac{T_\kappa}{3}S^3 + \epsilon_{ij}T_\lambda S H_d^i H_u^j + T_2 S \chi_1 \chi_2 \\ &\quad - T_{\chi,ik} \chi_1 \tilde{\nu}_{R,i}^* \tilde{\nu}_{R,k}^* + \epsilon_{ij} T_{\nu,ij} H_u^i \tilde{\nu}_{R,i}^* \tilde{e}_{L,j} - m_\eta^2 |\chi_1|^2 - m_{\bar{\eta}}^2 |\chi_2|^2 \\ &\quad - m_S^2 |S|^2 - m_{\nu,ij}^2 \tilde{\nu}_{R,i}^* \tilde{\nu}_{R,j} - \frac{1}{2}(2M_{BB'} \lambda_{\tilde{B}} \tilde{B}' + \delta_{ij} M_{BL} \tilde{B}'^2) + h.c. \quad , \end{aligned} \quad (4)$$

$\mathcal{L}_{soft}^{MSSM}$  represent the soft breaking terms of the MSSM. The parameters  $T_\kappa$ ,  $T_\lambda$ ,  $T_2$ ,  $T_\chi$  and  $T_\nu$  are trilinear coupling coefficients. The particle content and charge assignments of N-B-LSSM are shown in the Table I. In chiral superfield frameworks,  $\hat{H}_u = (\hat{H}_u^+, \hat{H}_u^0)$  and  $\hat{H}_d = (\hat{H}_d^0, \hat{H}_d^-)$  represent the MSSM-like doublet Higgs superfields.  $\hat{q}$  and  $\hat{l}$  are the doublets of quark and lepton.  $\hat{u}$ ,  $\hat{d}$ ,  $\hat{e}$  and  $\hat{\nu}$  are the singlet up-type quark, down-type quark, charged lepton and neutrino superfields, respectively.

The gauge groups  $U(1)_Y$  and  $U(1)_{B-L}$  exhibit a gauge kinetic mixing effect, which can also be induced through renormalization group equations(RGEs)even with a zero value at  $M_{GUT}$ . Because the two Abelian gauge groups remain unbroken, a basis conversion can occur using a rotation matrix  $R$  ( $R^T R = 1$ )[19–22]. The covariant derivatives of this model can be expressed as follows

$$D_\mu = \partial_\mu - i \begin{pmatrix} Y, & B - L \end{pmatrix} \begin{pmatrix} g_Y, & g'_{YB} \\ g'_{BY}, & g'_{B-L} \end{pmatrix} \begin{pmatrix} B_\mu^Y \\ B_\mu'^{BL} \end{pmatrix}, \quad (5)$$

TABLE I: The superfields in N-B-LSSM

Superfields	$U(1)_Y$	$SU(2)_L$	$SU(3)_C$	$U(1)_{B-L}$
$\hat{q}$	1/6	2	3	1/6
$\hat{l}$	-1/2	2	1	-1/2
$\hat{H}_d$	-1/2	2	1	0
$\hat{H}_u$	1/2	2	1	0
$\hat{d}$	1/3	1	$\bar{3}$	-1/6
$\hat{u}$	-2/3	1	$\bar{3}$	-1/6
$\hat{e}$	1	1	1	1/2
$\hat{\nu}$	0	1	1	1/2
$\hat{\chi}_1$	0	1	1	-1
$\hat{\chi}_2$	0	1	1	1
$\hat{S}$	0	1	1	0

in which  $Y$  and  $B - L$  denote the hypercharge and the  $B - L$  (baryon number minus lepton number)charge, respectively.  $g_B$  represents the gauge coupling constant of the  $U(1)_{B-L}$  group.  $g_{YB}$  represents the mixing gauge coupling constant of the  $U(1)_{B-L}$  group and  $U(1)_Y$  group. Given that the two Abelian gauge symmetries remain unbroken, a basis transformation can be executed

$$\begin{pmatrix} g_Y & g'_{YB} \\ g'_{BY} & g'_{B-L} \end{pmatrix} R^T = \begin{pmatrix} g_1 & g_{YB} \\ 0 & g_B \end{pmatrix}. \quad (6)$$

Finally, the gauge derivative of N-B-LSSM is transformed into

$$R \begin{pmatrix} B_\mu^Y \\ B_\mu^{BL} \end{pmatrix} = \begin{pmatrix} B_\mu^Y \\ B_\mu^{BL} \end{pmatrix}. \quad (7)$$

The mass matrix for neutralino in the basis  $(\lambda_{\tilde{B}}, \tilde{W}^0, \tilde{H}_d^0, \tilde{H}_u^0, \tilde{B}', \tilde{\chi}_1, \tilde{\chi}_2, S)$  is

$$m_{\chi^0} = \begin{pmatrix} M_1 & 0 & -\frac{1}{2}g_1 v_d & \frac{1}{2}g_1 v_u & M_{BB'} & 0 & 0 & 0 \\ 0 & M_2 & \frac{1}{2}g_2 v_d & -\frac{1}{2}g_2 v_u & 0 & 0 & 0 & 0 \\ -\frac{1}{2}g_1 v_d & \frac{1}{2}g_2 v_d & 0 & -\frac{1}{\sqrt{2}}\lambda v_S & -\frac{1}{2}g_{YB} v_d & 0 & 0 & -\frac{1}{\sqrt{2}}\lambda v_u \\ \frac{1}{2}g_1 v_u & -\frac{1}{2}g_2 v_u & -\frac{1}{\sqrt{2}}\lambda v_S & 0 & \frac{1}{2}g_{YB} v_u & 0 & 0 & -\frac{1}{\sqrt{2}}\lambda v_d \\ M_{BB'} & 0 & -\frac{1}{2}g_{YB} v_d & \frac{1}{2}g_{YB} v_u & M_{BL} & -g_B v_\eta & g_B v_{\bar{\eta}} & 0 \\ 0 & 0 & 0 & 0 & -g_B v_\eta & 0 & -\frac{1}{\sqrt{2}}\lambda_2 v_S & -\frac{1}{\sqrt{2}}\lambda_2 v_{\bar{\eta}} \\ 0 & 0 & 0 & 0 & g_B v_{\bar{\eta}} & -\frac{1}{\sqrt{2}}\lambda_2 v_S & 0 & -\frac{1}{\sqrt{2}}\lambda_2 v_\eta \\ 0 & 0 & -\frac{1}{\sqrt{2}}\lambda v_u & -\frac{1}{\sqrt{2}}\lambda v_d & 0 & -\frac{1}{\sqrt{2}}\lambda_2 v_{\bar{\eta}} & -\frac{1}{\sqrt{2}}\lambda_2 v_\eta & \sqrt{2}\kappa v_S \end{pmatrix} \quad (8)$$

This matrix is diagonalized by the rotation matrix  $N$

$$N^* m_{\chi^0} N^\dagger = m_{\chi^0}^{diag}. \quad (9)$$

One can find other mass matrixes in the Appendix A.

### III. ANALYTICAL FORMULA

In this section, we compute the one-loop correction to the neutrino mass under the N-B-LSSM. The general form of the self-energy of  $\nu_i^0 - \nu_j^0$  is as follows

$$S_{ij}(k) = a_{ij} m_j \omega_- + b_{ij} m_i \omega_+ + c_{ij} \not{k} \omega_- + d_{ij} \not{k} \omega_+. \quad (10)$$

We can write  $a_{ij}, b_{ij}, c_{ij}$  and  $d_{ij}$  as expressions of  $k^2$  [13, 23]

$$\begin{aligned} a_{ij} &= a_{ij}^0 + k^2 a_{ij}^1, \\ b_{ij} &= b_{ij}^0 + k^2 b_{ij}^1, \\ c_{ij} &= c_{ij}^0 + k^2 c_{ij}^1, \\ d_{ij} &= d_{ij}^0 + k^2 d_{ij}^1. \end{aligned} \quad (11)$$

By adding counter-terms  $S(k)'_{ij}$ , we renormalize  $S(k)_{ij}$  as

$$S_{ij}^{REN}(k) = S(k)_{ij} + a_{ij}^* m_j \omega_- + b_{ij}^* m_i \omega_+ + c_{ij}^* \not{k} \omega_- + d_{ij}^* \not{k} \omega_+. \quad (12)$$

where the parts with  $*$  are the counter parts. In the used renormalization scheme they are determined by the mass-shell conditions

$$\begin{aligned} S_{ij}^{REN}(k) u_i(k) |_{k^2=m_i^2} &= 0, \\ \bar{u}_j(k) S_{ij}^{REN}(k) |_{k^2=m_j^2} &= 0, \end{aligned} \quad (13)$$

which yield solutions

$$\begin{aligned}
a_{ij}^* &= -a_{ij}^0 + m_i^2 b_{ij}^1 + m_i^2 c_{ij}^1 + m_i^2 m_j^2 d_{ij}^1, \\
b_{ij}^* &= -b_{ij}^0 + m_i^2 a_{ij}^1 + m_i^2 c_{ij}^1 + m_i^2 m_j^2 d_{ij}^1, \\
c_{ij}^* &= -c_{ij}^0 - m_j^2 a_{ij}^1 - m_i^2 b_{ij}^1 - (m_i^2 + m_j^2) c_{ij}^1 - m_i^2 m_j^2 d_{ij}^1, \\
d_{ij}^* &= -d_{ij}^0 - m_i^2 m_j^2 a_{ij}^1 - m_i^2 m_j^2 b_{ij}^1 - m_i^2 m_j^2 c_{ij}^1 - (m_i^2 + m_j^2) d_{ij}^1.
\end{aligned} \tag{14}$$

According to Eq.(12) and Eq.(14), the renormalized self-energy can be written as

$$\begin{aligned}
S_{ij}^{REN}(k) &= (m_i^2 b_{ij}^1 + m_i^2 c_{ij}^1 + m_i^2 m_j^2 d_{ij}^1 + a_{ij}^1 k^2) m_j \omega_- \\
&\quad + (m_j^2 a_{ij}^1 + m_j^2 c_{ij}^1 + m_i^2 m_j^2 d_{ij}^1 + b_{ij}^1 k^2) m_i \omega_+ \\
&\quad + \left( -m_j^2 a_{ij}^1 - m_i^2 b_{ij}^1 - (m_i^2 + m_j^2) c_{ij}^1 - m_i^2 m_j^2 d_{ij}^1 + b_{ij}^1 k^2 \right) \\
&\quad + \left( -m_i^2 m_j^2 a_{ij}^1 - m_i^2 m_j^2 b_{ij}^1 - m_i^2 m_j^2 c_{ij}^1 - (m_i^2 + m_j^2) f_{ij}^1 + d_{ij}^1 k^2 \right) \\
&= (\not{k} - m_j) \hat{S}_{ij}(k) (\not{k} - m_i)
\end{aligned} \tag{15}$$

where  $\hat{S}_{ij}(k)$  is denoted as

$$\begin{aligned}
\hat{S}_{ij}(k) &= a_{ij}^1 m_j \omega_+ + b_{ij}^1 m_i \omega_- + c_{ij}^1 (m_i \omega_- + m_j \omega_+ + \not{k} \omega_+) \\
&\quad + d_{ij}^1 (m_i \omega_+ + m_j \omega_- + \not{k} \omega_-)
\end{aligned} \tag{16}$$

For convenience, we have introduced some new symbols

$$\begin{aligned}
\delta Z_{ij}^L &= -m_j^2 a_{ij}^1 - m_i^2 b_{ij}^1 - (m_i^2 + m_j^2) c_{ij}^1 - m_i^2 m_j^2 d_{ij}^1 + b_{ij}^1 k^2, \\
\delta Z_{ij}^R &= -m_i^2 m_j^2 a_{ij}^1 - m_i^2 m_j^2 b_{ij}^1 - m_i^2 m_j^2 c_{ij}^1 - (m_i^2 + m_j^2) f_{ij}^1 + d_{ij}^1 k^2, \\
\delta m_{ij}^L &= (m_i^2 b_{ij}^1 + m_i^2 c_{ij}^1 + m_i^2 m_j^2 d_{ij}^1 + a_{ij}^1 k^2) m_j, \\
\delta m_{ij}^R &= (m_j^2 a_{ij}^1 + m_j^2 c_{ij}^1 + m_i^2 m_j^2 d_{ij}^1 + b_{ij}^1 k^2) m_i.
\end{aligned} \tag{17}$$

Under the one-loop order, the Green's function at two points is expressed as

$$\begin{aligned}
\Gamma_{ij}(k) &= (\not{k} - m_i^{tr}) \delta_{ij} + S_{ij}^{REN}(k) \\
&= (\delta_{ij} + \delta Z_{ij}^L) (\not{k} - m_i^{tr} - \delta m_{ij}^L + \delta Z_{ij}^L m_i^{tr}) \omega_- \\
&\quad + (\delta_{ij} + \delta Z_{ij}^R) (\not{k} - m_j^{tr} - \delta m_{ij}^R + \delta Z_{ij}^R m_j^{tr}) \omega_+,
\end{aligned} \tag{18}$$

where  $\delta_{ij} + \delta Z_{ij}^L$  stands for the left-handed wave function's renormalization multiplier and  $\delta_{ij} + \delta Z_{ij}^R$  stands for the right-handed wave function's renormalization multiplier.  $m_i^{tr}$  refers

to the mass of the  $i$ th generation fermion at the tree level. Based on Eq.(18) and the mass-shell conditions, we obtain the loop corrections for the mass matrix elements as follows

$$\begin{aligned} \delta m_{ij}^{loop} = & 3m_i^{tr}(m_i^{tr})^2 a_{ij}^1 + \left( m_i^{tr} m_j^{tr} + (m_i^{tr})^2 + (m_j^{tr})^2 \right) b_{ij}^1 \\ & + \left( (m_i^{tr})^2 m_j^{tr} + 3m_i^{tr}(m_j^{tr})^2 \right) c_{ij}^1 + \left( 3(m_i^{tr})^2 m_j^{tr} + m_i^{tr}(m_i^{tr})^2 \right) d_{ij}^1 \end{aligned} \quad (19)$$

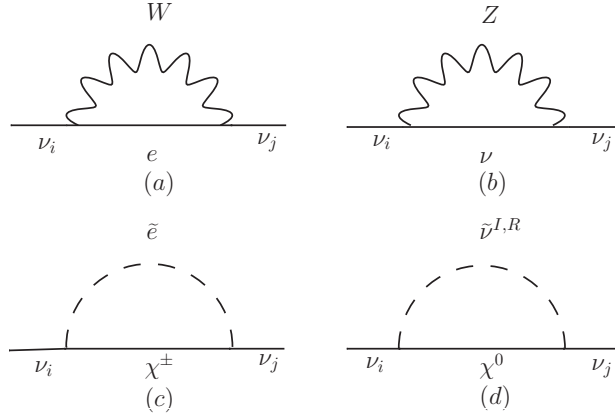


FIG. 1: The one-loop self-energy diagrams

To compute  $a_{ij}^0, b_{ij}^0, c_{ij}^0, d_{ij}^0$ , the one-loop self energy diagrams should be precisely calculated. The associated Feynman diagrams are shown in Fig.1. The exchanged bosons can be of vectorial or scalar type, which leads to different integral calculations. The integral for exchanging vector-boson is

$$\begin{aligned} \mathcal{M}_\nu^{a,b} = & -\bar{u}(P) \int \frac{d^D k}{(2\pi)^D} i\gamma_\mu (A_L P_L + A_R P_R) \frac{i}{\not{k} - m_F} i\gamma_\beta (B_L P_L + B_R P_R) \frac{-ig^{\alpha\beta}}{(p-k)^2 - m_V^2} u(p) \\ = & -\int_0^1 dx \int \frac{d^D k}{(2\pi)^D} \frac{1}{[k^2 - xm_V^2 - (1-x)m_F^2]} \left[ 1 + \frac{2x(1-x)p^2}{k^2 + xm_S^2 + (1-x)m_F^2} \right] \\ & \times [A_R B_L P_L D m_F + A_L B_R P_R D m_F + A_L B_L P_L (2-D) \not{p} x + A_R B_R P_R (2-D) \not{p} x] \end{aligned} \quad (20)$$

where  $D = 4 - 2\varepsilon$ .  $m_V$  denotes the mass of the vector boson appearing in the loop, and  $m_F$  denotes the fermion in the loop. From Eq.(10), Eq.(11) and Eq.(20), we obtain

$$\begin{aligned} a_{ij}^0(m_S, m_V) &= iD \frac{m_F}{m_j} A_R B_L F_1(m_F, m_V), \\ b_{ij}^0(m_V, m_F) &= i \frac{m_F}{m_j} A_L B_R F_1(m_F, m_V), \\ c_{ij}^0(m_V, m_F) &= i A_L B_L F_2(m_F, m_V), \end{aligned}$$



$$\begin{aligned}
d_{ij}^0(m_V, m_F) &= iA_R B_R F_2(m_F, m_V), \\
a_{ij}^1(m_V, m_F) &= i \frac{m_F}{m_j} A_R B_L F_3(m_F, m_V), \\
b_{ij}^1(m_V, m_F) &= i \frac{m_F}{m_j} A_L B_R F_3(m_F, m_V), \\
c_{ij}^1(m_V, m_F) &= iA_R B_L F_4(m_F, m_V), \\
d_{ij}^1(m_V, m_F) &= iA_L B_R F_4(m_F, m_V),
\end{aligned} \tag{21}$$

where  $F_1$ ,  $F_2$ ,  $F_3$  and  $F_4$  are integrals over the internal momentum of the loop and their explicit forms are given in appendix B. In Fig.(1)(b), the specific forms of  $A_L^{Z,\nu}$ ,  $A_R^{Z,\nu}$ ,  $B_L^{Z,\nu}$  and  $B_R^{Z,\nu}$  are

$$\begin{aligned}
A_L^{Z,\nu} &= -\frac{i}{2}(g_1 \cos \theta'_w \sin \theta_w + g_2 \cos \theta_w \cos \theta'_w) \sum_{a=1}^3 U_{j,a}^{V,*} U_{i,a}^V, \\
A_R^{Z,\nu} &= \frac{i}{2}(g_1 \cos \theta'_w \sin \theta_w + g_2 \cos \theta_w \cos \theta'_w) \sum_{a=1}^3 U_{i,a}^{V,*} U_{j,a}^V, \\
B_L^{Z,\nu} &= \frac{i}{2} \left( (g_1 \sin \theta_w + g_2 \cos \theta_w) \sin \theta'_w + (g_{YB} + g_B) \cos \theta'_w \right) \sum_{a=1}^3 U_{j,a}^{V,*} U_{i,a}^V \\
&\quad - g_B \cos \theta'_w \sum_{a=1}^3 U_{j,3+a}^{V,*} U_{i,3+a}^V, \\
B_R^{Z,\nu} &= -\frac{i}{2} \left( (g_1 \sin \theta_w + g_2 \cos \theta_w) \sin \theta'_w + (g_{YB} + g_B) \cos \theta'_w \right) \sum_{a=1}^3 U_{i,a}^{V,*} U_{j,a}^V \\
&\quad - g_B \cos \theta'_w \sum_{a=1}^3 U_{i,3+a}^{V,*} U_{j,3+a}^V.
\end{aligned} \tag{22}$$

For the exchange of scalar bosons, the amplitude is derived in a similar manner. And it is written as

$$\begin{aligned}
\mathcal{M}_\nu^{c,d} &= -\bar{u}(P) \int \frac{d^D k}{(2\pi)^D} i(C_L P_L + C_R P_R) \frac{i}{\not{k} - m_F} i(D_L P_L + D_R P_R) \frac{-i}{(p-k)^2 - m_S^2} u(p) \\
&= -\int_0^1 dx \int \frac{d^D k}{(2\pi)^D} \frac{1}{[k^2 - x m_S^2 - (1-x)m_F^2]} \left[ 1 + \frac{2x(1-x)p^2}{k^2 + x m_S^2 + (1-x)m_F^2} \right] \\
&\quad \times [(C_R D_L P_L + C_L D_R P_R) m_F + (C_L D_L P_L x + C_R D_R P_R) \not{p} x]
\end{aligned} \tag{23}$$

where  $m_S$  denotes the mass of the scalar boson appearing in the loop, and  $m_F$  denotes the fermion in the loop. From Eq.(10), Eq.(11) and Eq.(23), we obtain

$$a_{ij}^0(m_S, m_F) = i \frac{m_F}{m_j} C_L D_L F_1(m_F, m_S),$$

$$\begin{aligned}
b_{ij}^0(m_S, m_F) &= i \frac{m_F}{m_j} C_R D_R F_1(m_F, m_S), \\
c_{ij}^0(m_S, m_F) &= i C_R D_L F_2(m_F, m_S), \\
d_{ij}^0(m_S, m_F) &= i C_L D_R F_2(m_F, m_S), \\
a_{ij}^1(m_S, m_F) &= i \frac{m_F}{m_j} C_L D_L F_3(m_F, m_S), \\
b_{ij}^1(m_S, m_F) &= i \frac{m_F}{m_j} C_L D_L F_3(m_F, m_S), \\
c_{ij}^1(m_S, m_F) &= i C_R D_L F_4(m_F, m_S), \\
d_{ij}^1(m_S, m_F) &= i C_L D_R F_4(m_F, m_S).
\end{aligned} \tag{24}$$

In Fig.(1)(d), the specific forms of  $C_L^{\chi^{\pm, e, \nu}}, C_R^{\chi^{\pm, e, \nu}}, D_L^{\chi^{\pm, e, \nu}}$  and  $D_R^{\chi^{\pm, e, \nu}}$  are

$$\begin{aligned}
C_L^{\chi^{\pm, e, \nu}} &= -g_2 U_{j,1}^* \sum_{a=1}^3 U_{i,a}^{V,*} Z_{k,a}^E + U_{j,2} \sum_{a=1}^3 U_{i,b}^{V,*} \sum_{a=1}^3 Y_{e,ab} Z_{k,3+a}^E, \\
C_R^{\chi^{\pm, e, \nu}} &= \sum_{b=1}^3 \sum_{a=1}^3 Y_{\nu,ab}^* U_{i,3+a}^V Z_{k,b}^E V_{j,2}, \\
D_L^{\chi^{\pm, e, \nu}} &= -g_2 \sum_{a=1}^3 Z_{k,a}^{E,*} U_{j,a}^V U_{i,1} + \sum_{a=1}^3 \sum_{b=1}^3 Y_{e,ab}^* Z_{k,3+a}^{E,*} U_{j,b}^V U_{i,2}, \\
D_R^{\chi^{\pm, e, \nu}} &= V_{i,2}^* \sum_{b=1}^3 Z_{k,b}^{E,*} \sum_{a=1}^3 U_{j,3+a}^{V,*} Y_{\nu,ab}.
\end{aligned} \tag{25}$$

At tree level, the neutrino mass mixing matrix is

$$M_\nu = \begin{pmatrix} 0 & \frac{1}{\sqrt{2}} v_u Y_\nu^T \\ \frac{1}{\sqrt{2}} v_u Y_\nu & \sqrt{2} v_\eta Y_X \end{pmatrix}. \tag{26}$$

The mass of neutrinos are obtained through the rotation matrix  $Z_{N,\nu}$  using the formula  $Z_{N,\nu}^T M_N Z_{N,\nu} = \text{diag}(m_{\nu^\alpha})$ , where  $\alpha = 1 \dots 6$ . Here,  $M_\nu$  is the mass matrix of neutrinos, and  $\text{diag}(m_{\nu^\alpha})$  is the diagonalized mass matrix. We use the matrix  $Z_{N,\nu}^T$  in the leading of  $\zeta$ , which is defined as  $\zeta = \frac{v_u}{v_\eta} (Y_\nu^T)_{3 \times 3} \cdot (Y_X)^{-1}_{3 \times 3}$ . Since the neutrino Yukawa coupling  $Y_\nu$  is very small, all elements of  $\zeta$  are very small  $\zeta_{IJ} \ll 1$ . In the leading-order approximation of  $\zeta$ ,  $Z_{N,\nu}^T$  can be expressed as[24]

$$Z_{N_f}^T = \begin{pmatrix} \mathcal{S}^T & 0 \\ 0 & \mathcal{R}^T \end{pmatrix} \begin{pmatrix} 1 - \frac{1}{2} \zeta^\dagger \zeta & -\zeta^\dagger \\ \zeta & 1 - \frac{1}{2} \zeta \zeta^\dagger \end{pmatrix}. \tag{27}$$

Here,  $\zeta$  and  $\mathcal{R}$  are matrices used to diagonalize  $M_\nu^{\text{seesaw}}$  and  $\sqrt{2} v_\eta Y_X$ .

$$\begin{aligned}
\zeta^T M_\nu^{\text{seesaw}} \zeta &= \text{diag}(m_{\nu 1}, m_{\nu 2}, m_{\nu 3}), \\
\mathcal{R}^T \sqrt{2} v_\eta Y_X \mathcal{R} &= \text{diag}(m_{\nu 4}, m_{\nu 5}, m_{\nu 6}).
\end{aligned} \tag{28}$$

$M_\nu^{seesaw}$  is expressed as

$$M_\nu^{seesaw} = \frac{v_u^2}{v_\eta} (Y_\nu^T)_{3 \times 3} (Y_X)_{3 \times 3}^{-1} (Y_\nu)_{3 \times 3}. \quad (29)$$

The neutrino mass mixing matrix is the sum of the tree-level result and the one-loop level correction. It is expressed as follows (I, J=1, 2, 3)

$$M^{sum} = M_\nu + \delta m_{ij}^{loop} = \begin{pmatrix} m_{I,J}^{loop} & \frac{1}{\sqrt{2}} v_u Y_\nu + m_{I,J+3}^{loop} \\ \frac{1}{\sqrt{2}} v_u Y_\nu + m_{I+3,J}^{loop} & \sqrt{2} v_\eta Y_X + m_{I+3,J+3}^{loop} \end{pmatrix}. \quad (30)$$

Clearly, the matrix  $M^{sum}$  includes a loop correction that also has a seesaw structure. At a loop level, we obtain a corrected effective light neutrino mass matrix of the form [24]

$$\begin{aligned} \mathcal{M}_\nu^{eff} &\approx m_{IJ}^{loop} - \left( \frac{1}{\sqrt{2}} v_u Y_\nu + m_{I,J+3}^{loop} \right)^T (\sqrt{2} v_\eta Y_\nu + m_{I+3,J+3}^{loop})^{-1} \\ &\quad \times \left( \frac{1}{\sqrt{2}} v_u Y_\nu + m_{I+3,J}^{loop} \right). \end{aligned} \quad (31)$$

By the 'top-down' approach [16, 25], starting from the one-loop corrected light neutrino effective mass matrix  $\mathcal{M}_\nu^{eff}$ , one can obtain the corresponding Hermitian matrix.

$$\mathcal{H} = (\mathcal{M}_\nu^{eff})^\dagger \mathcal{M}_\nu^{eff} \quad (32)$$

By diagonalizing the  $3 \times 3$  matrix  $\mathcal{H}$ , we can obtain three eigenvalues

$$\begin{aligned} m_1^2 &= \frac{a}{3} - \frac{1}{3} p (\cos \phi + \sqrt{3} \sin \phi), \\ m_2^2 &= \frac{a}{3} - \frac{1}{3} p (\cos \phi - \sqrt{3} \sin \phi), \\ m_3^2 &= \frac{a}{3} + \frac{2}{3} p \cos \phi. \end{aligned} \quad (33)$$

The specific form of the parameters in Eq.(33) is as follows

$$\begin{aligned} p &= \sqrt{a^2 - 3b}, \quad \phi = \frac{1}{3} \arccos \left( \frac{1}{p^3} \left( a^3 - \frac{9}{2} ab + \frac{27}{2} c \right) \right), \quad a = \text{Tr}(\mathcal{H}) \\ b &= \mathcal{H}_{11} \mathcal{H}_{22} + \mathcal{H}_{11} \mathcal{H}_{33} + \mathcal{H}_{22} \mathcal{H}_{33} - \mathcal{H}_{12}^2 - \mathcal{H}_{13}^2 - \mathcal{H}_{23}^2, \quad c = \text{Det}(\mathcal{H}). \end{aligned} \quad (34)$$

For the neutrino mass spectrum, there are two possibilities in the 3-neutrino mixing case. The neutrino mass spectrum with normal ordering (NO) is

$$\begin{aligned} m_{\nu 1} &< m_{\nu 2} < m_{\nu 3}, \quad m_{\nu 3}^2 = m_1^2, \quad m_{\nu 1}^2 = m_2^2, \quad m_{\nu 2}^2 = m_3^2, \\ \Delta m_\odot^2 &= m_{\nu 2}^2 - m_{\nu 1}^2 = p \left( \cos \phi - \frac{1}{\sqrt{3}} \sin \phi \right) > 0, \\ \Delta m_A^2 &= m_{\nu 3}^2 - m_{\nu 2}^2 = -p \left( \cos \phi + \frac{1}{\sqrt{3}} \sin \phi \right) < 0. \end{aligned} \quad (35)$$

The neutrino mass spectrum with inverse order (IO) is as follows

$$\begin{aligned}
m_{\nu 1} &> m_{\nu 2} > m_{\nu 3}, \quad m_{\nu 3}^2 = m_1^2, \quad m_{\nu 1}^2 = m_2^2, \quad m_{\nu 2}^2 = m_3^2, \\
\Delta m_{\odot}^2 &= m_{\nu 2}^2 - m_{\nu 1}^2 = p(\cos \phi - \frac{1}{\sqrt{3}} \sin \phi) < 0, \\
\Delta m_A^2 &= m_{\nu 3}^2 - m_{\nu 2}^2 = -p(\cos \phi + \frac{1}{\sqrt{3}} \sin \phi) < 0.
\end{aligned} \tag{36}$$

The specific forms of the three mixing angles are shown in the appendix C.

#### IV. NUMERICAL ANALYSIS

In this section, we discuss the numerical results of neutrino masses and mixing angles. We use the parameter space of the N-B-LSSM and focus on the small neutrino Yukawa couplings. These couplings can contribute to the masses of light neutrinos at the tree level through the first type seesaw mechanism. The neutrino Yukawa coupling matrix  $Y_\nu$  is a key parameter. It affects the masses of light neutrinos. Since the masses of light neutrinos are very small, we need to carefully consider and precisely calculate it. Therefore, the parameters used must be highly accurate. When performing the calculations, the following experimental limitations need to be taken into account:

1. We consider the experimental constraint from the lightest CP-even Higgs mass is  $125.20 \pm 0.11$  GeV[26–28].
2. The  $Z'$  boson mass is larger than 5.1 TeV. The ratio between  $M_{Z'}$  and its gauge  $M_{Z'}/g_B \geq 6$  TeV[29].
3. The new angle  $\beta_\eta$  is constrained by LHC as  $\tan \beta_\eta < 1.5$ .
4. The limitations for the particle masses are the following[30–35]. The neutralino mass is limited to more than 116 GeV, the chargino mass is limited to more than 1000 GeV and the slepton mass is greater than 600 GeV. Considering these limitations, we adopt the following parameters

$$\begin{aligned}
\tan \beta &= 15, \quad \tan \beta_\eta = 0.62, \quad g_B = 0.27, \quad g_{YB} = -0.18, \\
\lambda_2 &= -0.25, \quad \lambda = 0.3, \quad M_1 = 800 \text{ GeV}, \quad M_2 = 1100 \text{ GeV}, \\
v_S &= 5 \text{ TeV}, \quad \kappa = 0.04, \quad M_{BL} = 1000 \text{ GeV}, \quad M_{BB'} = 1100 \text{ GeV}, \\
m_{Lii}^2 &= 1073^2 \text{ GeV}, \quad m_{\nu ii}^2 = 1 \times 10^6 \text{ GeV}, \quad T_{Xii} = -4000 \text{ GeV}, \\
T_{\nu ii} &= 1000 \text{ GeV}, \quad T_{eii} = 1000 \text{ GeV} (i = 1, 2, 3).
\end{aligned} \tag{37}$$

we take  $m_{\tilde{E}ii}^2$  ( $i = 1, 2, 3$ ) as a variable, and its effect on the neutrino mass variances and three mixing angles is plotted in Fig.2.

### A. NO spectrum

First, we study the neutrino mass spectrum at normal mass order (NO) by adjusting the model parameters. When the neutrino Yukawa coupling parameters are

$$\begin{aligned} (Y_\nu)^{11} &= 1.09477 \times 10^{-6}, & (Y_\nu)^{22} &= 1.4 \times 10^{-6}, \\ (Y_\nu)^{33} &= 1.35146 \times 10^{-6}, & (Y_\nu)^{12} &= 7.6084 \times 10^{-8}, \\ (Y_\nu)^{13} &= 4.51672 \times 10^{-8}, & (Y_\nu)^{23} &= 2.80238 \times 10^{-7}, \end{aligned} \quad (38)$$

the following values for the neutrino mass variances and mixing angles are obtained

$$\begin{aligned} |\Delta m_A^2| &= 0.00237154 \text{ eV}^2, & \Delta m_\odot^2 &= 0.0000799384 \text{ eV}^2, \\ \sin^2 \theta_{13} &= 0.00237154, & \sin^2 \theta_{23} &= 0.267503, & \sin^2 \theta_{12} &= 0.533371. \end{aligned} \quad (39)$$

Near the  $3\sigma$  of neutrino detection data, we plot the diagrams.

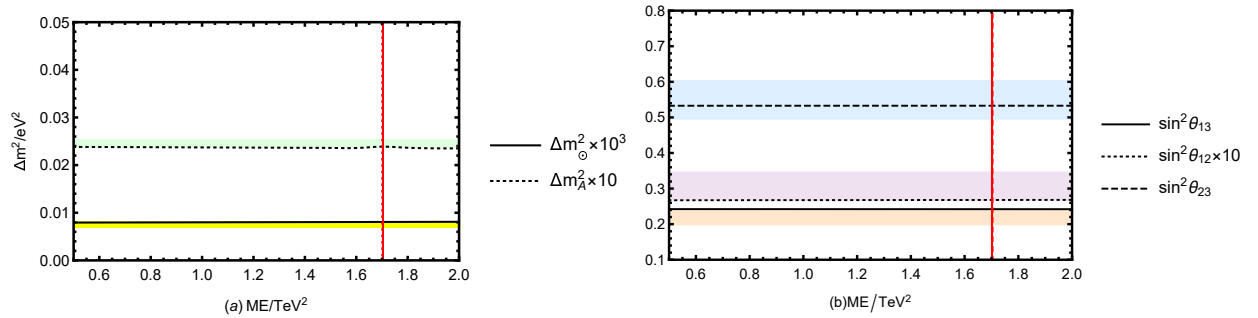


FIG. 2: The neutrino mixing angles and mass squared differences versus  $m_{\tilde{E}ii}^2 = ME$  ( $i = 1, 2, 3$ ). The coloured bands in the figure represent experimental limits in the range  $3\sigma$ .

The parameter ME is related to the mass of the scalar lepton, which contributes to the neutrino mass matrix through the loop diagrams of the scalar lepton-chargino interactions. These corrections are crucial for understanding the small neutrino masses and mixing angles observed in experiments. Here we discuss the effect of ME, as shown in Fig.2. From the two plots in Fig.2, we can find that the neutrino mixing angle and mass variance vary weakly with respect to the ME in the range  $0.5 \times 10^6 GeV^2 - 2 \times 10^6 GeV^2$ . And in this

interval, the theoretically predicted values of both mixing angle and mass variance satisfy the experimental requirements. To harmonise the other parameters, ME takes the value of  $1.7 \times 10^6 \text{ GeV}^2$  (at the red line in the figure).

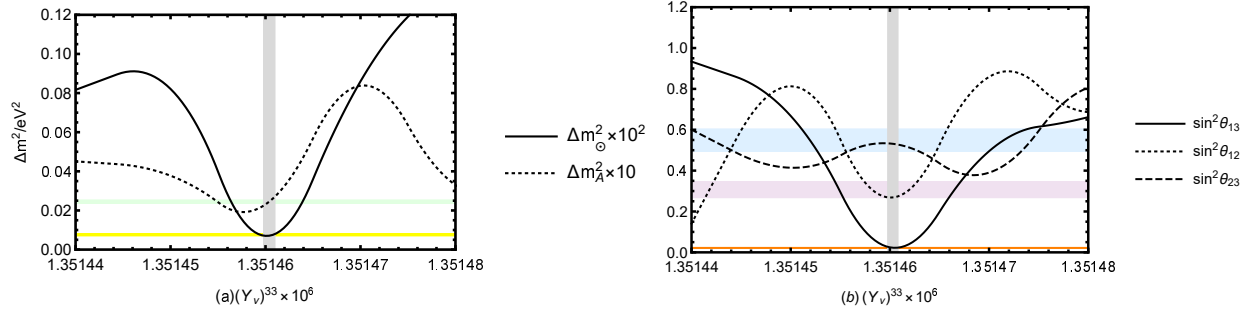


FIG. 3: The neutrino mixing angles and mass squared differences versus  $(Y_\nu)^{33}$ . The coloured bands in the figure represent experimental limits in the range  $3\sigma$ .

Despite the fact that neutrino Yukawa couplings coefficient are very small, they have a very significant effect on the neutrino mass and mixing angle, mainly due to their contribution at the tree level. We discuss the effect of the influence of  $(Y_\nu)^{33}$  in Fig.3. The changes of  $\Delta m_A^2$  and  $\Delta m_O^2$  as  $(Y_\nu)^{33}$  goes from  $1.35146 \times 10^{-6}$  to  $4.51673 \times 10^{-6}$  are demonstrated in the left panel of Fig.3.  $\Delta m_A^2$  general trend of decreasing and then increasing is shown, and the two mass variances satisfy the experimental requirements at the same time around  $(Y_\nu)^{33} = 1.35146 \times 10^{-6}$ . The changes of  $\sin^2 \theta_{12}$ ,  $\sin^2 \theta_{13}$ , and  $\sin^2 \theta_{23}$  are presented in the right panels of Fig.3, and their changes are more regular in the region of  $1.35144 \times 10^{-6} - 1.35148 \times 10^{-6}$ . For these three mixing angles, the appropriate region for  $(Y_\nu)^{33}$  is around  $1.35146 \times 10^{-6}$ .

In addition to the diagonal factors, the non-diagonal elements of  $Y_\nu$  are also very important in our discussion. Here we discuss how  $(Y_\nu)^{13}$  affects the theoretical predictions of the neutrino mixing angle and mass-squared difference in Fig.4. Fig.4(a) shows the variation of  $\Delta m_A^2$  and  $\Delta m_O^2$ . Overall, the variation  $\Delta m_O^2$  is relatively stable when  $(Y_\nu)^{13}$  is in the range  $4.6167 \times 10^{-6} - 4.51673 \times 10^{-6}$ . And the variation of  $\Delta m_A^2$  is wavy. In Fig.4(a),  $\sin^2 \theta_{12}$  decreases slowly in the range of  $4.6167 \times 10^{-6} - 4.51673 \times 10^{-6}$ , and  $\sin^2 \theta_{13}$  shows a general trend of decreasing and then increasing. Similarly,  $\sin^2 \theta_{23}$  shows a wavy pattern in the range of  $4.6167 \times 10^{-6} - 4.51673 \times 10^{-6}$ . The theoretical values of mass variance and mixing angle around  $(Y_\nu)^{13} = 4.6167 \times 10^{-6}$  satisfy the limits.

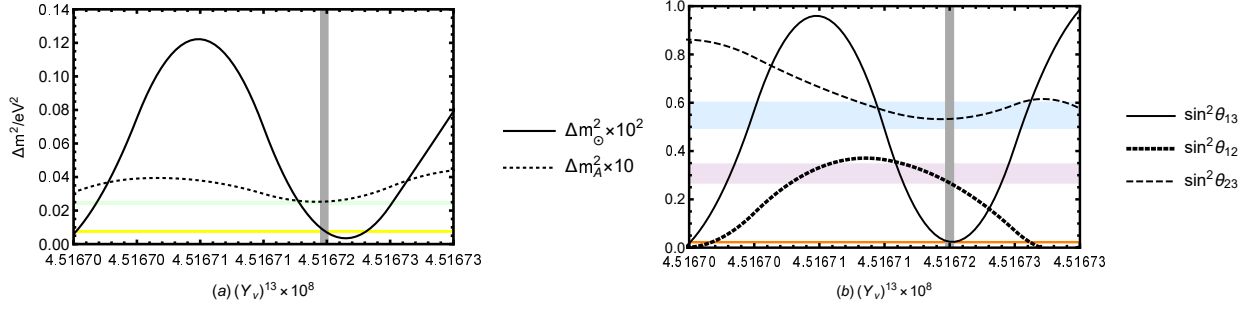


FIG. 4: The neutrino mixing angles and mass squared differences versus  $(Y_\nu)^{13}$ . The coloured bands in the figure represent experimental limits in the range  $3\sigma$ .

## B. IO spectrum

The neutrino mass spectrum is IO, we use the following YuKawa coupling parameters

$$\begin{aligned}
 (Y_\nu)^{11} &= 1.89623 \times 10^{-6}, & (Y_\nu)^{22} &= 1.4 \times 10^{-6}, \\
 (Y_\nu)^{33} &= -4.38536 \times 10^{-7}, & (Y_\nu)^{12} &= -2.87584 \times 10^{-6}, \\
 (Y_\nu)^{13} &= 3.42168 \times 10^{-6}, & (Y_\nu)^{23} &= 2.30264 \times 10^{-6}.
 \end{aligned} \tag{40}$$

Numerical results are obtained for the neutrino mass variance and mixing angle. The numerical results are as follows

$$\begin{aligned}
 |\Delta m_A^2| &= 0.00252949 \text{ eV}^2, & \Delta m_\odot^2 &= 0.0000760568 \text{ eV}^2, \\
 \sin^2 \theta_{13} &= 0.0219436, & \sin^2 \theta_{23} &= 0.311524, & \sin^2 \theta_{12} &= 0.552903.
 \end{aligned} \tag{41}$$

Fig.5(a) exhibits the effect of  $Y_{X11}$  on the mass variance  $\Delta m_A^2$  and  $\Delta m_\odot^2$ , and the right panel shows the effect of  $Y_{X11}$  on the three mixing angles  $\sin^2 \theta_{12}$ ,  $\sin^2 \theta_{13}$ , and  $\sin^2 \theta_{23}$ . In Fig.5(b), the trend of  $m_\odot^2$  is shown to be relatively stable, and small changes in  $Y_{X11}$  in the range  $0.43 - 0.443$  have a significant effect on  $m_A^2$ . In Fig.5(b), it is shown that the value of  $\sin^2 \theta_{23}$  remains stable in the  $Y_{X11}$  range  $0.43 - 0.443$ .  $\sin^2 \theta_{13}$  overall decreases slightly and then tends to stabilise.  $\sin^2 \theta_{12}$  decreases rapidly and then increases slowly in a wave-like manner. All three mixing angles near  $Y_{X11}=0.434$  conform to the experimental limits.

Here we discuss the effect of the diagonal elements of  $Y_\nu$ . Fig.6 shows the effect of  $(Y_\nu)^{33}$  on the neutrino mass variances and the three mixing angles. When  $(Y_\nu)^{33}$  is in the range of  $-4.45 \times 10^{-7} - -4.38 \times 10^{-7}$ , as a whole, the five values change relatively smoothly. When

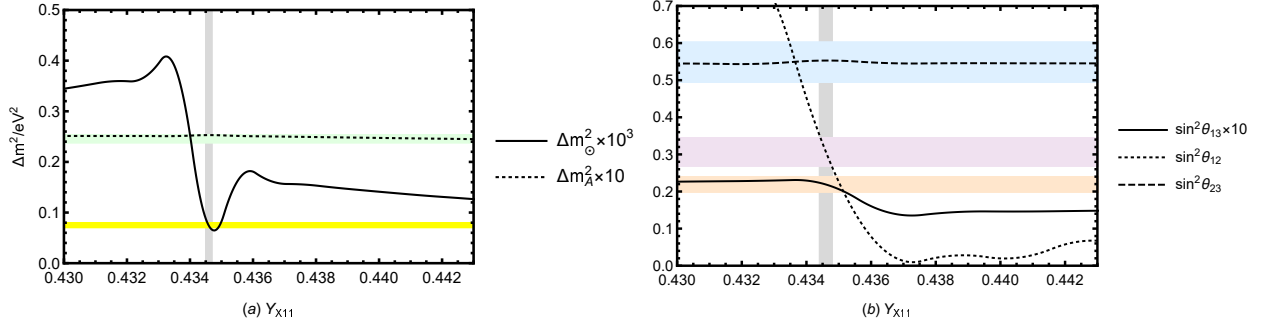


FIG. 5: The neutrino mixing angles and mass squared differences versus  $Y_{X11}$ . The coloured bands in the figure represent experimental limits in the range  $3\sigma$ .

$(Y_\nu)^{33}$  is in the range of  $-4.45 \times 10^{-7} - -4.38 \times 10^{-7}$  all five values are in accordance with the experimental limits (i.e. left side of the red line). On the right side of the red line in Fig.6(a),  $\Delta m_A^2$  stably decreases and  $\Delta m_\odot^2$  shows an increasing trend. On the right side of the red line in Fig.6(b),  $\sin^2 \theta_{23}$  changes more smoothly,  $\sin^2 \theta_{12}$  decreases and then increases, and  $\sin^2 \theta_{13}$  vice versa.

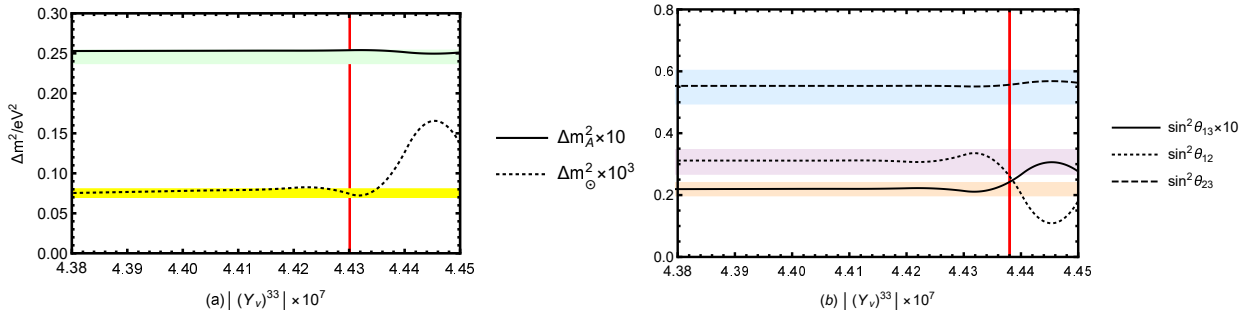


FIG. 6: The neutrino mixing angles and mass squared differences versus  $(Y_\nu)^{33}$ . The coloured bands in the figure represent experimental limits in the range  $3\sigma$ .

We also discuss how the non-diagonal element  $(Y_\nu)^{13}$  affects the theoretical predictions of the neutrino mixing angle and the mass-squared difference in Fig.7. As can be seen in the Fig.7(a), the change in  $\Delta m_\odot^2$  is smoother and  $(Y_\nu)^{13}$  has a significant effect on  $\Delta m_A^2$ . Both reach the experimental limit near  $3.42 \times 10^{-6}$ . The Fig.7(b) shows the effect of  $(Y_\nu)^{13}$  on the three mixing angles.  $\sin^2 \theta_{13}$  shows a smooth decline followed by a rise.  $\sin^2 \theta_{23}$  rises slowly.  $\sin^2 \theta_{12}$  is more stable in the range of  $3.35 \times 10^{-6} - 3.50 \times 10^{-6}$ , followed by a declining trend. To harmonise the other parameters,  $(Y_\nu)^{13}$  takes the value of  $3.42168 \times 10^{-6}$ .



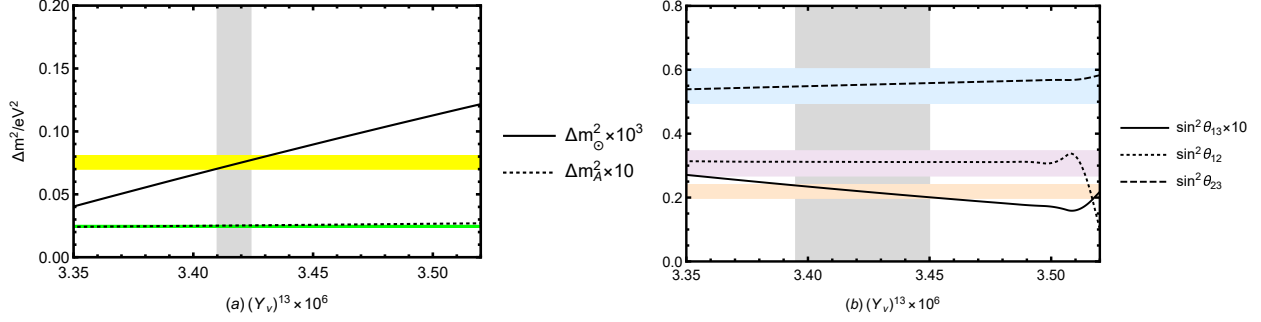


FIG. 7: The neutrino mixing angles and mass squared differences versus  $(Y_\nu)^{13}$ . The coloured bands in the figure represent experimental limits in the range  $3\sigma$ .

## V. CONCLUSION

The SM cannot resolve the neutrino mass problem, and physicists believe that the SM should be a low-energy effective theory of large model. Therefore, the SM should be extended. The N-B-LSSM is a symmetry extension of the MSSM, in which we have investigated some processes in our previous work. The one-loop corrections to the neutrino mixing matrix are studied in this work.

In this paper, we systematically study the one-loop correction to the neutrino mass matrix in the N-B-LSSM and its fitting to experimental data on neutrino oscillations. We analyse the contributions to the neutrino mass from the loop diagrams of scalar lepton-chargino, scalar neutrino-neutralino and so on. Then we obtain the sum of tree-level and one-loop contributions to the neutrino mixing matrix. The one-loop corrected light neutrino effective mass matrix  $M_\nu^{eff}$  is derived, and using the top-down approach, we give formulas for the neutrino mass variances and mixing angles. For the neutrino mass spectra, NO and IO conditions are discussed numerically. The light neutrino masses are very tiny and there are five experiment constraints (three mixing angles and two mass squared differences), the obtained suitable parameter space is narrow. The numerical results show that the model can fit the current experimental data, including the neutrino mass squared deviation and the mixing angle, well within a specific parameter range.

## Appendix A: Mass matrix and coupling in N-B-LSSM

The mass matrix for chargino is

$$m_{\chi^\pm} = \begin{pmatrix} M_2 & \frac{1}{\sqrt{2}}g_2v_\mu \\ \frac{1}{\sqrt{2}}g_2v_d & \frac{1}{\sqrt{2}}\lambda v_S \end{pmatrix}. \quad (\text{A1})$$

This matrix is diagonalized by U and V

$$U^* m_{\chi^\pm} V^\dagger = m_{\chi^\pm}^{dia}. \quad (\text{A2})$$

The mass matrix for slepton is

$$m_{\tilde{e}}^2 = \begin{pmatrix} m_{\tilde{e}_L\tilde{e}_L^*} & \frac{1}{\sqrt{2}}v_d T_e^\dagger - \frac{1}{2}v_u \lambda v_S Y_e^\dagger \\ \frac{1}{\sqrt{2}}\sqrt{2}v_d T_e - \frac{1}{2}v_u \lambda^* v_S Y_e & m_{\tilde{e}_R\tilde{e}_R^*} \end{pmatrix}, \quad (\text{A3})$$

$$\begin{aligned} m_{\tilde{e}_L\tilde{e}_L^*} &= m_{\tilde{L}}^2 + \frac{1}{8} \left( (g_1^2 + g_{YB}^2 + g_{YB}g_B - g_2^2)(v_d^2 - v_u^2) + 2(g_B^2 + g_{YB}g_B)(v_\eta^2 - v_{\bar{\eta}}^2) \right) + \frac{v_d^2}{2}Y_e^2, \\ m_{\tilde{e}_R\tilde{e}_R^*} &= m_{\tilde{E}}^2 - \frac{1}{8} \left( [2(g_1^2 + g_{YB}^2) + g_{YB}g_B](v_d^2 - v_u^2) \right. \\ &\quad \left. + (4g_{YB}g_B + 2g_B^2)(v_\eta^2 - v_{\bar{\eta}}^2) \right) + \frac{1}{2}v_d^2 Y_e^2. \end{aligned} \quad (\text{A4})$$

The matrix is diagonalized by  $Z^E$

$$Z^E m_{\tilde{e}}^2 Z^{E,\dagger} = m_{2,\tilde{e}}^{diag} \quad (\text{A5})$$

The mass matrix for CP-odd Sneutrino is

$$m_{\nu I}^2 = \begin{pmatrix} m_{\sigma_L\sigma_L} & m_{\sigma_R\sigma_L} \\ m_{\sigma_L\sigma_R} & m_{\sigma_R\sigma_R} \end{pmatrix} \quad (\text{A6})$$

$$\begin{aligned} m_{\sigma_L\sigma_L} &= +\frac{1}{8}\mathbf{1} \left( 2g_B^2(-v_{\bar{\eta}}^2 + v_\eta^2) + (g_1^2 + g_{YB}^2 + g_2^2)(-v_u^2 + v_d^2) \right. \\ &\quad \left. + g_{YB}g_B(-2v_{\bar{\eta}}^2 + 2v_\eta^2 - v_{\bar{\eta}}^2 + v_\eta^2) \right) + \frac{1}{4} \left( 2v_u^2 \Re(Y_\nu^T Y_\nu^*) + 4\Re(m_{\tilde{L}}^2) \right), \\ m_{\sigma_L\sigma_R} &= \frac{1}{4} \left( -2v_d v_S \Re(Y_\nu \lambda^*) + 2v_u [-2v_\eta \Re(Y_X Y_\nu^*) + \sqrt{\Re(T_\nu)}] \right), \\ m_{\sigma_R\sigma_R} &= +\frac{1}{8}\mathbf{1} \left( -2g_B^2(-v_{\bar{\eta}}^2 + v_\eta^2) + g_{YB}g_B(-v_d^2 + v_\eta^2) \right) \\ &\quad + \frac{1}{4} \left( 2[2\Re(m_{\tilde{\nu}}^2) + 2v_S v_{\bar{\eta}} \Re(Y_X \lambda_2^*)] + 2v_u^2 \Re(Y_\nu Y_\nu^\dagger) - 4\sqrt{2}v_\eta \Re(T_X) + 8v_\eta^2 \Re(Y_X Y_X^*) \right) \end{aligned} \quad (\text{A7})$$

This matrix is diagonalized by  $Z^I$

$$Z^I m_{\nu^I}^2 Z^{I,\dagger} = m_{2,\nu^I}^{dia} \quad (\text{A8})$$

The mass matrix for CP-even sneutrino is

$$m_{\nu^R}^2 = \begin{pmatrix} m_{\phi_L \phi_L} & m_{\phi_R \phi_L}^T \\ m_{\phi_L \phi_R} & m_{\phi_R \phi_R} \end{pmatrix} \quad (\text{A9})$$

$$\begin{aligned} m_{\phi_L \phi_L} &= +\frac{1}{8} \mathbf{1} \left( 2g_B^2(-v_{\bar{\eta}}^2 + v_{\eta}^2) + (g_1^2 + g_{YB}^2 + g_2^2)(-v_u^2 + v_d^2) \right. \\ &\quad \left. + g_{YB}g_B(-2v_{\bar{\eta}}^2 + 2v_{\eta}^2 - v_{\bar{\eta}}^2 + v_{\eta}^2) \right) + \frac{1}{4} \left( 2v_u^2 \Re(Y_{\nu}^T Y_{\nu}^*) + 4\Re(m_L^2) \right), \\ m_{\phi_L \phi_R} &= \frac{1}{4} \left( -2v_d v_S \Re(Y_{\nu} \lambda^*) + 2v_u [2v_{\eta} \Re(Y_X Y_{\nu}^*) + \sqrt{\Re(T_{\nu})}] \right), \\ m_{\phi_R \phi_R} &= +\frac{1}{8} \mathbf{1} \left( -2g_B^2(-v_{\bar{\eta}}^2 + v_{\eta}^2) + g_{YB}g_B(-v_d^2 + v_{\eta}^2) \right) \\ &\quad + \frac{1}{4} \left( 2v_u^2 \Re(Y_{\nu} Y_{\nu}^{\dagger}) + 4\Re(m_{\bar{\nu}}^2) + 4\Re(m_{\nu}^2) \right) \\ &\quad + 4v_{\eta} [2v_{\eta} \Re(Y_X Y_X^*) + \sqrt{2}\Re(T_X)] - 4v_S v_{\bar{\eta}} \Re(Y_X \lambda_2^*). \end{aligned} \quad (\text{A10})$$

This matrix is diagonalized by  $Z^R$

$$Z^R m_{\nu^R}^2 Z^{R,\dagger} = m_{2,\nu^R}^{dia} \quad (\text{A11})$$

## Appendix B: The definition of $F_1, F_2, F_3, F_4$

$$\begin{aligned} F_1(m_1, m_2) &= \frac{1}{16\pi^2} \left( 1 + \frac{1}{(m_1^2 - m_2^2)} \left( m_1^2 \log \frac{4\pi\mu^2}{m_1^2} - m_2^2 \log \frac{4\pi\mu^2}{m_2^2} \right) \right), \\ F_2(m_1, m_2) &= \frac{1}{64\pi^2} \left( -\frac{(m_1^2 - 3m_2^2)}{(2m_1^2 - 2m_2^2)} + \frac{(m_1^4 - 2m_1^2 m_2^2) \log m_1^2}{(m_1^2 - m_2^2)^2} \right. \\ &\quad \left. + \frac{m_2^4 \log m_2^2}{(m_1^2 - m_2^2)^2} + \log 4\pi\mu^2 \right), \\ F_3(m_1, m_2) &= \frac{1}{32(m_1^2 - m_2^2)^3 \pi^2} \left( m_1^4 - m_2^4 - 2m_1^2 m_2^2 \log m_1^2 + 2m_1^2 m_2^2 \log m_2^2 \right), \\ F_4(m_1, m_2) &= \frac{1}{96(m_1^2 - m_2^2)^4 \pi^2} \left( m_1^6 - 6m_1^4 m_2^2 + 3m_1^2 m_2^4 + 2m_2^6 \right. \\ &\quad \left. + 6m_1^2 m_2^4 \log m_1^2 - 6m_1^2 m_2^4 \log m_2^2 \right). \end{aligned} \quad (\text{B1})$$

### Appendix C: Specific forms of the three mixing angles

The mass-squared matrix  $\mathcal{H}$  can be obtained to get the normalised eigenvectors as follows

$$\begin{aligned} \begin{pmatrix} (U_\nu)_{11} \\ (U_\nu)_{21} \\ (U_\nu)_{31} \end{pmatrix} &= \frac{1}{\sqrt{|X_1|^2 + |Y_1|^2 + |Z_1|^2}} \begin{pmatrix} X_1 \\ Y_1 \\ Z_1 \end{pmatrix} . \\ \begin{pmatrix} (U_\nu)_{12} \\ (U_\nu)_{22} \\ (U_\nu)_{32} \end{pmatrix} &= \frac{1}{\sqrt{|X_2|^2 + |Y_2|^2 + |Z_2|^2}} \begin{pmatrix} X_2 \\ Y_2 \\ Z_2 \end{pmatrix} . \\ \begin{pmatrix} (U_\nu)_{13} \\ (U_\nu)_{23} \\ (U_\nu)_{33} \end{pmatrix} &= \frac{1}{\sqrt{|X_3|^2 + |Y_3|^2 + |Z_3|^2}} \begin{pmatrix} X_3 \\ Y_3 \\ Z_3 \end{pmatrix} . \end{aligned} \quad (C1)$$

The specific forms of  $X_I, Y_I, Z_I$  when  $I = 1, 2, 3$  are as follows

$$\begin{aligned} X_1 &= (\mathcal{H}_{22} - m_{\nu 1}^2)(\mathcal{H}_{33} - m_{\nu 1}^2) - \mathcal{H}_{23}^2, & Y_1 &= \mathcal{H}_{13}\mathcal{H}_{23} - \mathcal{H}_{12}(\mathcal{H}_{33} - m_{\nu 1}^2), \\ Z_1 &= \mathcal{H}_{12}\mathcal{H}_{23} - \mathcal{H}_{13}(\mathcal{H}_{22} - m_{\nu 1}^2), & X_2 &= \mathcal{H}_{13}\mathcal{H}_{23} - \mathcal{H}_{12}(\mathcal{H}_{33} - m_{\nu 1}^2), \\ Y_2 &= (\mathcal{H}_{11} - m_{\nu 2}^2)(\mathcal{H}_{33} - m_{\nu 2}^2) - \mathcal{H}_{13}^2, & Z_2 &= \mathcal{H}_{12}\mathcal{H}_{13} - \mathcal{H}_{23}(\mathcal{H}_{11} - m_{\nu 2}^2), \\ X_3 &= \mathcal{H}_{12}\mathcal{H}_{23} - \mathcal{H}_{13}(\mathcal{H}_{22} - m_{\nu 3}^2), & Y_3 &= \mathcal{H}_{12}\mathcal{H}_{13} - \mathcal{H}_{23}(\mathcal{H}_{11} - m_{\nu 3}^2) \\ Z_3 &= (\mathcal{H}_{11} - m_{\nu 3}^2)(\mathcal{H}_{22} - m_{\nu 3}^2) - \mathcal{H}_{12}^2. \end{aligned} \quad (C2)$$

The mixing angles among three tiny neutrinos can be defined as follows

$$\begin{aligned} \sin \theta_{13} &= |(U_\nu)_{13}|, & \cos \theta_{13} &= \sqrt{1 - |(U_\nu)_{13}|^2}, \\ \sin \theta_{23} &= \frac{|(U_\nu)_{23}|}{\sqrt{1 - |(U_\nu)_{13}|^2}}, & \cos \theta_{23} &= \frac{|(U_\nu)_{33}|}{\sqrt{1 - |(U_\nu)_{13}|^2}}, \\ \sin \theta_{12} &= \frac{|(U_\nu)_{12}|}{\sqrt{1 - |(U_\nu)_{13}|^2}}, & \cos \theta_{12} &= \frac{|(U_\nu)_{11}|}{\sqrt{1 - |(U_\nu)_{13}|^2}}. \end{aligned} \quad (C3)$$

### Acknowledgments

This work is supported by National Natural Science Foundation of China (NNSFC)(No.12075074), Natural Science Foundation of Hebei Province(A2020201002, A2022201022, A2022201017, A2023201040), Natural Science Foundation of Hebei Educa-

tion Department (QN2022173), Post-graduate's Innovation Fund Project of Hebei University (HBU2024SS042).

---

- [1] T2K Collab, Phys. Rev. Lett. **107** (2011) 041801; MINOS Collab, Phys. Rev. Lett. **107** (2011) 181802; DOUBLE-CHOOZ Collab, Phys. Rev. Lett. **108** (2012) 131801; DAYA-BAY Collab, Phys. Rev. Lett. **108** (2012) 171803; PoS HQL **2014** (2014) 019.
- [2] I. Girardi , S.T. Petcov , A.V. Titov, Nucl. Phys. B **894** (2015) 733-768.
- [3] P. Ghosh, S. Roy, J. High Energy Phys. **0904** (2009) 069.
- [4] P. Ghosh, P. Dey, B. Mukhopadhyaya, S. Roy, J. High Energy Phys. **1005** (2010) 087.
- [5] R. Albanese *et al.* [SND@LHC], Phys. Rev. Lett. **131** (2023) no.3, 031802 .
- [6] S. Navas *et al.* [Particle Data Group], Phys. Rev. D **110** (2024) no.3, 030001.
- [7] X.Y.Han, S.M.Zhao, L. Ruan *et al.* Eur. Phys. J. C **85** (2025) 2, 163.
- [8] A. Batra, P. Bharadwaj, S. Mandal *et al.* J. High Energy Phys. **07** (2023) 221.
- [9] N. Escudero, D.E.L. Fogliani, C. Munoz, *et al.* J. High Energy Phys. **12** (2008) 099.
- [10] E. Ma, Phys. Rev. D **73** (2006) 077301.
- [11] P. Ghosh, P. Dey, B. Mukhopadhyaya *et al.* J. High Energy Phys. **05** (2010) 087; P. Ghosh, S. Roy, J. High Energy Phys. **04** (2009) 069.
- [12] S.M. Zhao, T.F. Feng, X.X. Dong *et al.* Nucl. Phys. B **910** (2016) 225-239.
- [13] T.F. Feng, X.Q. Li, Phys. Rev. D **63** (2001) 073006.
- [14] Y.L. Yan, T.F. Feng, J.L. Yang *et al.* Phys. Rev. D **97** (2018) no.5, 055036.
- [15] M. Dvornikov, Phys. Rev. D **111** (2025) no.5, 056009.
- [16] H.B. Zhang, T.F. Feng, L.N. Kou *et al.* Int. J. Mod. Phys. A **28** (2013) no.24, 1350117.
- [17] Y. Grossman, H.E. Haber, Phys. Rev. D **59** (1999) 093008.
- [18] U. Ellwanger, C. Hugonie, A.M. Teixeira, Phys. Rept. **496** (2010) 1-77.
- [19] G. Belanger, J.D. Silva, H.M. Tran, Phys. Rev. D **95** (2017) 115017.
- [20] V. Barger, P.F. Perez, S. Spinner, Phys. Rev. Lett. **102** (2009) 181802.
- [21] P.H. Chankowski, S. Pokorski, J. Wagner, Eur. Phys. J. C **47** (2006) 187.
- [22] J.L. Yang, T.F. Feng, S.M. Zhao, *et al.* Eur. Phys. J. C **78** (2018) 714.
- [23] J. Liu, Y.P. Yao, Phys. Rev. D **41** (1990) 2147; H. Simma, D. Wyler, Nucl. Phys. B **344**

- (1990) 283; S. Herrlich and J. Kalinowski, Nucl. Phys. B **381** (1992) 50.
- [24] P. Ghosh, P. Dey, B. Mukhopadhyaya, *et al.* J. High Energy Phys. **05** (2010) 087.
  - [25] B. Dziewit, S. Zajac, M. Zralek, Acta Phys. Pol. B **42** (2011) 2509.
  - [26] S. Navas et al., Phys. Rev. D **110** (2024) 3, 030001.
  - [27] CMS collaboration, Phys. Lett. B **716** (2012) 30.
  - [28] ATLAS collaboration, Phys. Lett. B **716** (2012) 1.
  - [29] ATLAS collaboration, Phys. Lett. B **796** (2019) 68.
  - [30] P. Cox, C.C. Han, T.T. Yanagida, Phys. Rev. D **104** (2021) 075035.
  - [31] M. V. Beekveld, W. Beenakker, M. Schutten, *et al.* SciPost Phys. **11** (2021) 3, 049.
  - [32] M. Chakraborti, L. Roszkowski, S. Trojanowski, J. High Energy Phys. **05** (2021) 252.
  - [33] F. Wang, L. Wu, Y. Xiao, *et al.* Nucl. Phys. B **970** (2021) 115486.
  - [34] M. Chakraborti, S. Heinemeyer, I. Saha, Eur. Phys. J. C **81** (2021) 12.
  - [35] M. Endo, K. Hamaguchi, S. Iwamoto, *et al.* J. High Energy Phys. **07** (2021) 075.