

Understanding Large Language Model Supply Chain: Structure, Domain, and Vulnerabilities

Yanzhe Hu*, Shenao Wang*, Tianyuan Nie, Yanjie Zhao, Haoyu Wang
 Huazhong University of Science and Technology[†], Wuhan, China
 {yanzhehu, shenaoawang, tianyuannie, yanjie_zhao, haoyuwang}@hust.edu.cn

Abstract—Large Language Models (LLMs) have revolutionized artificial intelligence (AI), driving breakthroughs in natural language understanding, text generation, and autonomous systems. However, the rapid growth of LLMs presents significant challenges in the security and reliability of the Large Language Model Supply Chain (LLMSC), a complex network of open-source components, libraries, and tools essential for LLM development and deployment. Despite its critical importance, the LLMSC remains underexplored, particularly regarding its structural characteristics, domain composition, and security vulnerabilities. To address this gap, we conduct the first empirical study of the LLMSC, analyzing a curated dataset of open-source packages from PyPI and NPM across 14 functional domains. We construct a directed dependency graph comprising 15,725 nodes, 10,402 edges, and 180 unique vulnerabilities to investigate the structural characteristics of the LLMSC and analyze how security risks propagate through its dependency network. Our findings reveal that the LLMSC exhibits a “locally dense, globally sparse” topology, with 79.7% of dependency trees containing fewer than 5 nodes, while a few large trees dominate the ecosystem, accounting for 77.66% of all nodes. The graph is characterized by high-degree hubs, with the top 5 most connected nodes averaging 1,282 dependents each. Security analysis shows that critical vulnerabilities propagate to an average of 142.1 nodes at the second layer of dependency trees and peak at 237.8 affected nodes at the third layer. Notably, cascading risks are concentrated in critical hub nodes such as `transformers`, which directly or indirectly affect over 1,300 downstream packages. These findings provide quantitative insights into the structural and security dynamics of the LLMSC and emphasize the need for targeted mitigation strategies to enhance ecosystem resilience.

I. INTRODUCTION

Recently, Large Language Models (LLMs) have revolutionized artificial intelligence (AI), driving breakthroughs in natural language understanding [1], [2], [3], text generation [3], [4], software engineering [5], [6], [7], and autonomous systems [8], [9]. However, their rapid development raises significant challenges in the security and reliability of the **Large Language Model Supply Chain (LLMSC)** [10], [11], [12]. Vulnerabilities in the LLMSC compromise confidentiality, integrity, and availability, leading to risks such as biased outputs, security breaches, or system failures [13]. These risks highlight the urgent need to secure the LLMSC.

As defined in previous studies [10], [12], [11], the LLMSC encompasses various components critical to the lifecycle of

LLMs. Broadly, it includes hardware resources, datasets, third-party components, pre-trained models, and adaptable prompt templates. While existing studies have primarily focused on the vulnerabilities associated with datasets and models, such as poisoning attacks [14], [15], [16] and the risks introduced by reusing pre-trained models [17], [18], our work shifts the focus to the open-source components within the LLMSC. Vulnerabilities in these components, compared to those in datasets or models, are more likely to directly compromise system security, posing risks such as data breaches, unauthorized access, or system failures. Specifically, we adopt a narrower definition of the LLMSC¹, which refers to the supply chain formed by open-source components, libraries, and tools involved in developing, testing, deploying, and maintaining LLMs. For instance, vulnerabilities in widely-used libraries such as `llama-index` and `transformers` have allowed attackers to execute arbitrary code remotely [19], [20], demonstrating how a single flaw can propagate throughout the ecosystem and compromise downstream applications [13].

Despite the critical importance of securing the LLMSC, research on this topic remains limited. To date, the LLMSC remains largely a “black box,” with many aspects of its structure, dependencies, and security dynamics still poorly understood. First, while existing studies have explored the supply chains of deep learning frameworks [21], [22], the LLMSC introduces unique challenges and distinctions. Traditional deep learning supply chains are often centered around a small number of core frameworks, such as TensorFlow [23] or PyTorch [24], which serve as foundational components for most applications. In contrast, the LLMSC is far more heterogeneous, with no clear consensus on which components are most critical. Second, while substantial research has been conducted on software supply chains in ecosystems like C++ [25], NPM [26], or Maven Central [27], the LLMSC represents a specialized domain with its own unique characteristics. Unlike general-purpose software ecosystems, the LLMSC often includes components that are highly tailored to LLM development, such as dataset curation tools, LLM-specific deployment frameworks, and Retrieval-Augmented Generation (RAG) frameworks. These specialized components may exhibit unique structural or functional dependencies, offering opportunities to extract insights that are distinct to the LLMSC. Finally, as an emerging and rapidly expanding ecosystem, the LLMSC is highly dynamic.

¹Also referred to as the LLM toolchain in some prior studies

* Both authors contributed equally to this research.

[†] The full affiliation is Hubei Key Laboratory of Distributed System Security, Hubei Engineering Research Center on Big Data Security, School of Cyber Science and Engineering, Huazhong University of Science and Technology.

The number of open-source components relevant to LLM development is growing at an unprecedented pace, with new tools, libraries, and frameworks emerging regularly. This dynamic growth means that the LLMSC is not a static entity but a constantly evolving network of dependencies.

To bridge this knowledge gap, we conducted the first empirical study of packages in the LLMSC to better understand its structure, components, and vulnerabilities. Our study began with a fully automated pipeline to collect and filter open-source packages from PyPI and NPM. Through keyword-based searches and heuristic filtering, we gathered metadata and README files for 44,303 packages and curated a dataset of 15,725 LLM-related packages across 14 functional domains. To analyze the relationships among these packages, we constructed a directed graph where nodes represent packages and edges denote explicit dependency relationships. This graph, comprising 15,725 nodes and 10,402 edges, captures the intricate structure of the LLMSC and provides a foundation for exploring its dependency network. Additionally, we examined the security landscape by aggregating vulnerability data from multiple sources, including MITRE CVEs, GitHub Advisory, and huntr. After deduplication and filtering, we identified 180 unique vulnerabilities directly affecting LLMSC components. These were integrated into the graph as vulnerability nodes and affect relationships, enabling us to study how security risks propagate through the ecosystem. We present three Research Questions (RQs), and the main findings are as follows.

- **RQ1: (Structure)** *What are the structural characteristics of the LLMSC?*
- **RQ2: (Domain Distribution)** *What is the domain composition of the LLMSC, and how has it evolved over time?*
- **RQ3: (Security Risks)** *What are the security risks within the LLMSC, and how do vulnerabilities propagate?*

Contributions. Overall, our study makes the following contributions:

- To the best of our knowledge, we conduct the first systematic study of the LLMSC, uncovering its hierarchical structure, domain distribution, and security vulnerabilities, thereby providing a foundational understanding of this emerging ecosystem.
- We develop a methodology for constructing the LLMSC and assemble a dataset comprising metadata for 15,725 packages and 180 vulnerability reports. The dataset will be made publicly available upon the acceptance of this paper, enabling reproducibility and fostering future research.
- Our findings reveal that the LLMSC is dominated by external tools and high-degree hubs, exhibits a “locally dense, globally sparse” topology with diamond and triangle substructures, and faces significant security risks due to cascading vulnerabilities, primarily during the first three transmissions in dependency trees.

In the remaining sections of this paper, § II describes how we constructed the dataset and built the supply chain. § III to § V present the methodology and results for each research

question. § VI discusses threats to validity. § VII presents related work, and § VIII concludes the paper.

II. DATASET AND SUPPLY CHAIN CONSTRUCTION

A. Dataset Collection and Pre-process

Keyword-based Package Search. To construct our dataset, we queried the PyPI and NPM platforms for open-source packages associated with LLMSC components. We used a comprehensive set of keywords and keyword combinations, including “LLM,” “Pre-trained Models,” “GPT,” “Transformer,” “Chatbot,” “Agent,” “Prompt,” and “Embedding”. These keywords were selected based on relevant literature and the terminology commonly used in the LLM ecosystem [28], [29], [30]. Figure 1 highlights the most frequently used keywords in the search process, providing an overview of the terminology that guided our dataset construction. For PyPI, we developed a crawler that executed keyword searches directly on the PyPI marketplace [31] and retrieved all search results sorted by relevance. The crawler collected metadata fields such as the package name, summary, description, project URLs, and README files. To ensure comprehensive coverage, the crawler iteratively paginated through all search results for each keyword. For NPM, we leveraged the NPM Registry API [32] to perform keyword-based searches and retrieved metadata fields including the package name, description, dependencies, and README content. To comply with the platforms’ API usage policies, the PyPI crawler employed rate-limiting to avoid overloading the server, while the NPM crawler optimized retrieval by batching requests in parallel. Using this process, we retrieved metadata and README files for a total of 44,303 packages, including 34,110 from PyPI and 10,193 from NPM.

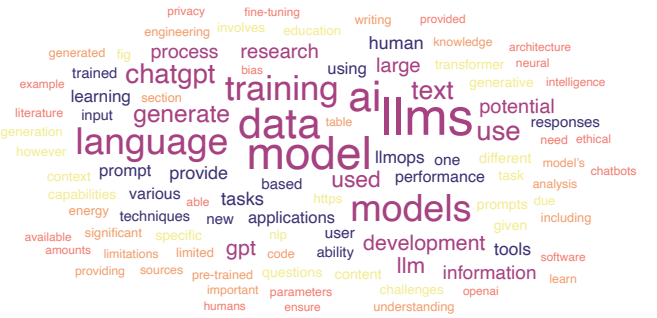


Fig. 1: The word cloud visualization of the keywords used during the package search process.

LLM-related Packages Filtering. After collecting all packages, we applied a filtering process to identify those specifically related to LLMs. We employed a two-stage heuristic classification method. In the first stage, we leveraged the pre-trained DeepSeek-V3 model [33] to analyze the README content and metadata of each software package. Packages explicitly mentioning functionalities related to model training, inference, data preprocessing, or orchestration frameworks were labeled as “LLM-related” while those whose relevance

TABLE I: Vulnerability Data Collection and Processing Summary (Transposed).

Sources	huntr	GitHub Advisory	MITRE
Collected CVEs	1,788	567	4,796
Deduplication	-387	-23	-2,330
Package Relevance	-1,253	-520	-2,458
Final	148	24	8

was unclear were categorized as "LLM-related-". In the second stage, we manually reviewed these uncertain packages, excluding those that did not meet the criteria. After applying this filtering process, we obtained a final dataset of 15,725 LLM-related software packages, of which 11,407 originated from PyPI and 4,318 from NPM. To ensure the reliability of the filtering process, we randomly sampled 238 packages for manual verification. This validation achieved an accuracy of 94.96%, demonstrating the effectiveness of the filtering pipeline. The final dataset serves as the foundation for subsequent analyses of the LLM supply chain ecosystem.

Vulnerability Collection and Processing. To comprehensively study vulnerabilities within the LLMSC, we aggregated data from a diverse set of sources, including official databases such as MITRE [34] and GitHub Advisory [35], and bounty platforms like huntr [36]. Using each package's repository name as our primary query key, we initially collected a total of 7,151 vulnerability records—4,796 from the MITRE CVE list, 567 from the GitHub Advisory database, and 1,788 from huntr, an open-source, crowd-sourced disclosure platform specializing in AI/ML vulnerabilities. After collecting the raw data, we processed it through three major filtering steps, as summarized in Table I. First, we applied deduplication filters to remove redundant records within and across sources, resulting in a reduction of 387 records from huntr, 23 records from GitHub Advisory, and 2,330 records from MITRE. Second, we evaluated the relevance of each vulnerability to the LLMSC ecosystem by cross-checking repository associations and filtering out unrelated entries. This step excluded an additional 1,253 records from huntr, 520 from GitHub Advisory, and 2,458 from MITRE. Finally, after completing deduplication and relevance filtering, we derived a curated dataset containing 180 vulnerabilities: 148 from huntr, 24 from GitHub Advisory, and 8 from MITRE.

B. LLM Supply Chain Construction

The LLMSC is conceptualized and structured as a directed graph to effectively capture the intricate relationships within the LLM software ecosystem. In this graph, nodes represent individual software packages or vulnerabilities, while directed edges signify either dependency relationships between packages or the impact of vulnerabilities on their corresponding packages. Formally, we define the LLMSC as a directed graph $G = \langle V_{\text{from}}, V_{\text{to}}, E \rangle$, where V_{from} represents the set of upstream software packages, serving as foundational or prerequisite components, and V_{to} symbolizes the set of downstream soft-

Algorithm 1: LLMSC Construction Algorithm

```

// Structured as (package, version) tuples
Input: Local dataset  $\mathcal{D}$ , API endpoints  $\mathcal{A}$ 
Output: Constructed dependency graph  $\mathcal{G} = (V, E)$ 
1  $V \leftarrow \emptyset, E \leftarrow \emptyset;$ 
2 foreach (package, version)  $\in \mathcal{D}$  do
3    $V \leftarrow V \cup \text{CreateNode}(\text{package}, \text{version});$ 
// Dependency resolution workflow
4 Function ProcessDependencies( $\mathcal{G}$ ):
5   foreach  $n \in V$  do
6     if HasLocalDeps( $n, \mathcal{D}$ ) then
7        $E \leftarrow E \cup \text{LinkExistingDeps}(n, \mathcal{D});$ 
8     else
9        $\text{resp} \leftarrow \mathcal{A}.\text{fetch}(n.\text{package}, n.\text{version});$ 
10       $V \leftarrow V \cup \text{CreateNode}(\text{resp.package}, \text{resp.version});$ 
11       $E \leftarrow E \cup (n \rightarrow \text{resp.node});$ 
// Package version normalization
12 Function HandleV2Packages( $\mathcal{G}$ ):
13   foreach package  $\in \text{GetV2}(\mathcal{D})$  do
14      $v_{\text{latest}} \leftarrow \mathcal{A}.\text{get\_latest}(\text{package});$ 
15      $n' \leftarrow \text{CreateNode}(\text{package}, v_{\text{latest}});$ 
16     ProcessDependencies( $n'$ );
// Orchestration layer
17  $\mathcal{G} \leftarrow \text{ProcessDependencies}() \cup \text{HandleV2Packages}();$ 
18 return  $\mathcal{G};$ 

```

TABLE II: Overview of LLMSC statistics after graph construction.

Graph	V1 ¹		V2 ²	
	PyPI	NPM	PyPI	NPM
#Package(node)	56,788	4,997	11,407	4,318
#Vulnerability(node)	138	42	/	/
#Import relationship(edge) ³	23,085	3,469	7,587	2,815
#Affects relationship(edge)	140	42	/	/
#Layers	8	7	6	6
#Package with Downstream	4,039	1,444	642	201
#Isolated Nodes	51,893	2,832	6,491	3,381
Total relationships	23,225	3,511	7,587	2,815

¹ Statistics for V1 and V2 include both PyPI and NPM datasets.

² Version normalization (V2) uses the latest version for all packages.

³ Relationships originate from their respective ecosystems and point to nodes in arbitrary ecosystems (e.g., PyPI \rightarrow nodes, NPM \rightarrow nodes).

ware packages that depend on these upstream packages. The set $E \subseteq V_{\text{from}} \times V_{\text{to}}$ comprises directed edges, each indicating a dependency relationship. Specifically, an edge $(v_{\text{from}}, v_{\text{to}}) \in E$ indicates that the downstream package v_{to} explicitly depends on or imports functionality from the upstream package v_{from} .

The construction process, summarized in Algorithm 1, begins with parsing package names and their associated version information from a local dataset \mathcal{D} . Each unique package-version pair is represented as a distinct node in the graph. Once the nodes are initialized, we resolve dependencies for each package-version node. For dependencies available locally, edges are directly established to link the package to its dependencies. For dependencies not found in the local dataset,

external APIs \mathcal{A} are queried to fetch the missing metadata. If the queried dependency is classified as an LLM-relevant package, a new node will be added to the graph along with the corresponding edge linking it to the dependent package. In cases where dependency declarations lack specific version information or dependency data are unavailable locally, the latest version of the package is used as a fallback for resolution, mitigating issues caused by incomplete or ambiguous dependency declarations. Finally, we incorporate vulnerability information collected in § II-A, creating corresponding vulnerability nodes and affecting relationships. The resulting graph comprises 61,965 nodes and 26,736 edges, including 61,785 package-version nodes (56,788 from PyPI and 4,997 from NPM) and 180 unique vulnerabilities, as summarized in Table II. This graph provides a comprehensive representation of the LLM software ecosystem, enabling further analysis of its dependency structures and software supply chain risks.

III. RQ1: STRUCTURE

A. Methodology

To investigate the structure of the LLMSC, we focus on three key aspects: the composition of dependency trees, the topological structures within these trees, and the interconnections between different trees. First, we identify all distinct dependency trees in the LLMSC, treating each as a rooted directed acyclic graph (DAG), where the root node represents the entry package and edges indicate dependency relationships. For each tree, we calculate its depth (longest path from root to leaf) and size (total number of nodes) to analyze their distribution and characterize the overall structure of the LLMSC, reporting properties such as mean, median, and outliers. Second, we examine the topological structures within these trees, classifying subtrees into four main categories: chain (linear sequences), star (central nodes with multiple direct dependents), mesh (densely connected subgraphs), and diamond (nodes with shared intermediate dependencies). Using graph traversal algorithms, we calculate the proportions of these structures and evaluate their impact on dependency resolution and the stability of the ecosystem. Finally, we analyze how different dependency trees interconnect by identifying shared nodes and dependency paths, which serve as bridges between otherwise independent trees. For shared nodes, we calculate their frequency and the average number of trees they belong to, while for shared paths, we measure the fraction of reused paths across the LLMSC.

B. Results

RQ1.1: *What are the overall structural characteristics of the LLMSC?* To comprehensively analyze the structural characteristics of the LLMSC, we focus on the dependency trees within the graph. Each dependency tree represents a potential dependency chain, modeled as a rooted DAG where root nodes serve as entry points and edges indicate dependency relationships. Through multiple analytical perspectives, we provide a comprehensive examination of the overall structural characteristics of the LLMSC.

Dependency Tree Size and Distribution. As listed in Table III, the LLMSC contains a total of 404 dependency trees, ranging from small trees with only a single node to large, complex trees with up to 3,094 nodes. The average size of a dependency tree is 37.34 nodes, with a median size of 2 nodes. This indicates that while a majority of the trees are small, a few large trees dominate the structure. The size distribution exhibits a heavy-tailed pattern: the majority of trees (79.7%) contain fewer than 5 nodes, while a small number of large trees contribute disproportionately to the overall node count. Notably, the ten largest trees alone account for 77.66% of all nodes. These larger trees often represent highly interconnected components with significant influence on the ecosystem’s behavior.

Dependency Tree Depth and Path Lengths. The depth of a dependency tree represents the longest path from the root to a leaf node, providing insight into the complexity of dependency chains. The deepest tree in the LLMSC has a depth of 6, while the average depth is 2.37. Most trees exhibit shallow depths, with 92.33% of trees having a depth of 3 or less. However, the existence of deep trees suggests that some packages rely on long dependency chains, which could increase the risk of dependency resolution issues or cascading failures.

Node Degree Distribution and Critical Hubs. The degree distribution of nodes within the dependency trees reveals important structural patterns. Most nodes in the LLMSC have low degree centrality, with 54.91% of nodes acting as leaf nodes (degree = 1). However, a small number of nodes function as hubs, with degrees as high as 1,891. These hub nodes are critical connectors within the trees, linking multiple subtrees and serving as key points of dependency resolution. Their centrality makes them highly influential, but also potential single points of failure if compromised.

Isolated Trees. The LLMSC also contains a significant number of isolated dependency trees, accounting for 25.74% of all trees. These isolated trees typically consist of standalone packages or small groups of related packages that do not depend on or are not depended upon by other parts of the ecosystem. While these trees are not central to the overall structure, they represent independent functional units and reduce the complexity of dependency management for those specific packages.

RQ1.2: *What are the topological substructures within the dependency trees of LLMSC, and how prevalent are they?* To investigate the internal composition of dependency trees within the LLMSC, we analyze the topological substructures that shape the ecosystem’s functionality. These substructures provide insight into how dependencies are organized and distributed, revealing patterns of modularity, centralization, and connectivity.

Formal Definitions of Substructures. To better understand the organization and interaction of packages within the LLMSC dependency trees, we provide formal definitions of several key topological substructures. These substructures capture distinct patterns of connectivity and modularity, offering insights into how dependencies are distributed and

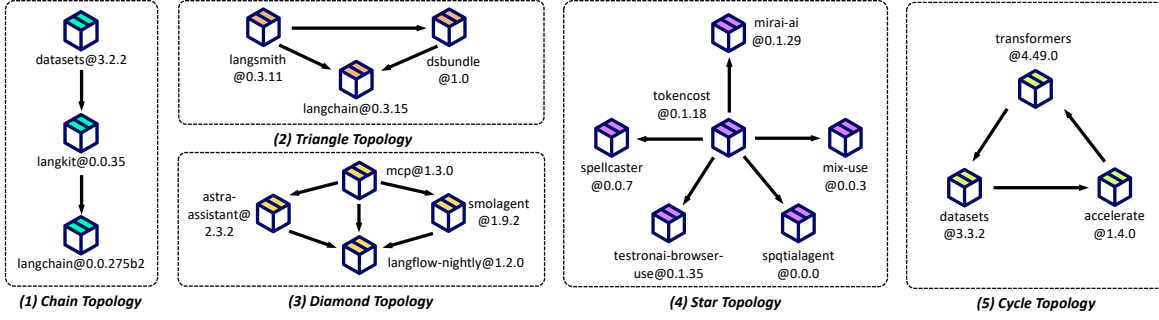


Fig. 2: Representative examples of topological substructures in dependency trees. An edge pointing from A to B indicates that B depends on A, or equivalently, B is a dependent of A.

TABLE III: Statistics of dependency trees in the LLMSC.

Metric	Value
Total number of dependency trees	404
Largest tree size (number of nodes)	3,094
Smallest tree size (number of nodes)	2
Average tree size (number of nodes)	37
Median tree size (number of nodes)	2
Longest tree depth	6
Average tree depth	2.37
Maximum node degree (hub node degree)	1,891
Percentage of leaf nodes (degree = 1)	54.91%
Percentage of isolated trees	25.74%

reused across the ecosystem. As shown in Figure 2, these substructures are formally defined as follows:

Definition 1 (Chain Topology): A chain is the simplest substructure, representing a strictly linear sequence of dependencies without any branching. Formally, it is defined as a simple path $P = (v_1, v_2, \dots, v_n)$, where each node v_i satisfies the following conditions:

- The first node v_1 and the last node v_n are leaf nodes, satisfying $\deg(v_1) = \deg(v_n) = 1$.
- All intermediate nodes v_i ($1 < i < n$) have exactly one incoming edge and one outgoing edge, satisfying $\deg(v_i) = 2$.

Definition 2 (Triangle Topology): A triangle is a closed loop of three nodes v_1, v_2, v_3 , where every pair of nodes is directly connected by an edge. Formally, a triangle is defined as:

$$\{(v_1, v_2), (v_1, v_3), (v_2, v_3)\} \subseteq E.$$

Triangles indicate tightly coupled dependency clusters, reflecting strong interconnections between components.

Definition 3 (Diamond Topology): A diamond topology consists of two paths $P_1 = (v_1, v_2, v_4)$ and $P_2 = (v_1, v_3, v_4)$, where $v_2 \neq v_3$. Formally, a diamond is defined as:

$$\{(v_1, v_2), (v_2, v_4), (v_1, v_3), (v_3, v_4)\} \subseteq E.$$

Diamonds are prevalent in shared libraries, where intermediate dependencies are reused across multiple packages.

TABLE IV: Statistics of sub-topological structures in LLMSC dependency trees.

Typology	Count	Example
Chain Typology	92	datasets@3.2.2
Triangle Typology	5,903	langsmith@0.3.11
Diamond Typology	6,895	mcp@1.3.0
Star Typology	425	tokencost@0.1.18
Cycle Typology	88	transformers@4.49.0

Definition 4 (Star Topology): A star topology is defined as a central node v_c connected to a set of leaf nodes v_1, v_2, \dots, v_k , where:

$$\deg(v_c) = k, \quad \deg(v_i) = 1 \text{ for all } i = 1, \dots, k.$$

Stars are typical of centralized libraries that provide core functionality to multiple dependent components.

Definition 5 (Cycle Topology): A cycle represents a circular dependency, where a closed path $C = (v_1, v_2, \dots, v_k, v_1)$ exists, and every node v_i is connected to exactly two others. Formally, a cycle is defined as:

$$\{(v_i, v_{i+1}) \mid i = 1, \dots, k-1\} \cup \{(v_k, v_1)\} \subseteq E.$$

Cycles often signify complex interdependencies, which can make dependency resolution challenging.

Prevalence of Substructures. Dependency trees in the LLMSC are composed of these primary sub-topological structures, with their prevalence summarized in Table IV. Among these, diamonds are the most prevalent, with 6,895 instances, primarily representing shared libraries where intermediate dependencies are extensively reused. Triangles are the second most common structure, accounting for 5,903 instances, reflecting tightly coupled dependency clusters. Star structures, with 425 instances, indicate highly centralized topologies where core packages directly support multiple dependent components. Chains, totaling 92 instances, are typically observed in smaller and simpler dependency trees with sequential dependencies. Lastly, 88 cycle structures were identified, representing rare but complex interdependencies that complicate

TABLE V: Summary of interconnection metrics.

Metric	Value
Total number of shared nodes	2,767
Nodes shared by exactly 2 trees	660
Nodes shared by 3–10 trees	1,995
Nodes shared by more than 10 trees	112
Total number of shared dependency paths	311
Paths shared by 2 trees	46.30%
Paths shared by 3–5 trees	36.33%
Tree pairs with at least one shared node	1,768
Tree pairs sharing fewer than 10 nodes	1,487
Tree pairs sharing more than 50 nodes	75

dependency resolution and increase the risk of cascading failures.

RQ1.3: *How are the various dependency trees interconnected within the LLMSC?* The interconnectedness of dependency trees within the LLMSC arises from shared dependency nodes, common dependency paths, and varying degrees of tree coupling. These interconnections are essential for understanding the supply chain’s structural characteristics, as they highlight both the modularity and the potential propagation pathways for vulnerabilities across projects. Here, we analyze these factors in detail and summarize the key findings.

Shared Dependency Nodes. Shared nodes are components that appear in multiple dependency trees, serving as bridges that connect different projects. From our analysis, a total of 2,767 nodes are shared across at least two dependency trees, with the majority shared by only less than five trees (accounting for 73.2% of all shared nodes). As shown in Figure 3, the distribution of shared nodes decreases sharply as the sharing scope increases: 854 nodes are shared by exactly three trees, 371 by four trees, and only 113 nodes are shared by more than 10 trees. These highly shared nodes often represent critical libraries or frameworks, such as the `langflow-nightly@1.2.0` (shared across 24 trees) and `raglight@1.3.5` (shared across 17 trees). These components form the backbone of the ecosystem by providing essential, reusable functionality. However, their centrality also makes them potential single points of failure.

Shared Dependency Paths. Shared dependency paths, defined as sequences of dependencies that are reused across multiple trees, reflect common functional stacks or workflows within the LLMSC. Our analysis identified 311 shared paths of length greater than two (i.e., containing at least three nodes). Most of these paths (46.30%) are shared by exactly two trees, while a smaller percentage are shared among three to five trees (36.33%). Only a handful of paths (58) are shared by more than five trees. These shared paths often correspond to specific frameworks or workflows that are widely adopted across projects. For example, the sequence “Interpret → Error-Analysis → Model-Assessment” is a recurring subpath in Responsible AI toolchains, while the chain “GraphQL

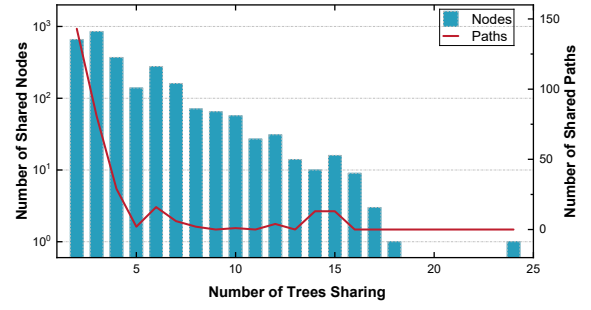


Fig. 3: Distribution of shared dependency nodes and paths.

Transformer → GraphQL API Construct → Data Construct” is frequently reused in projects on the AWS Amplify platform. Figure 3 illustrates the distribution of shared paths across trees, highlighting the concentration of path reuse in a small subset of workflows. Such shared paths represent reusable templates but also create interdependencies that could propagate issues if any part of the path fails or becomes incompatible.

Answer to RQ1. The LLMSC consists of 404 dependency trees, 79.7% of which have fewer than 5 nodes, while a few large trees and high-degree hubs dominate. Internally, diamond (54.2%) and triangle (46.4%) topologies are the main substructures. Moreover, 2,767 shared nodes and 311 shared paths indicate interconnections and potential risk across trees.

IV. RQ2: DOMAIN DISTRIBUTION

A. Methodology

To investigate the domain composition of the LLMSC and its evolution, we focus on three key aspects: the static distribution of functional domains, the temporal evolution of these domains, and the hierarchical transitions of domains within dependency trees. First, we assign each package to a functional domain, such as “Data Pipelines,” “Training Frameworks,” and “Inference Tools,” based on its metadata and README content using a combination of keyword matching and the pre-trained classification model DeepSeek-V3 [33]. Then, we analyze hierarchical domain transitions within dependency trees, treating each as a rooted directed acyclic graph (DAG) and tracing the flow of domains from root to leaf nodes. These analyses provide a comprehensive understanding of the LLMSC’s domain-level composition, its evolution over time, and the structural relationships between functional domains.

B. Results

RQ2.1: *What is the domain distribution of the LLMSC, and how has it evolved over time?* To understand the domain composition of the LLMSC and its temporal evolution, we

analyzed the functional domains of LLM-related packages and tracked the growth trends across these domains over the past decade. The key findings are as follows:

Domain Classification. To analyze the domain distribution of the LLMSC, we first classified the retrieved packages using a heuristic LLM lifecycle framework inspired by prior research [37]. This framework defines multiple stages in the LLM lifecycle and technical stack, including data preprocessing, model training, deployment, and post-deployment monitoring, each of which is supported by specialized tools and frameworks. Based on this lifecycle, we categorized all packages into 14 functional domains, such as “Data Pipeline,” “Training and Fine-tuning Frameworks,” “LLM Inference,” and “Orchestration Frameworks.” To assign packages to these domains, we employed DeepSeek-V3 [33], a pre-trained classification model that processes the README content and metadata of each package. The model automatically classified packages into the predefined categories based on their described functionalities, ensuring that each package was assigned to the most relevant domain.

Domain Distribution. The static distribution, as shown in Table VI, indicates that the LLMSC is primarily driven by a few key domains. “Plugins/External Tools” account for the largest proportion, comprising 44.26% (6,960 packages) of the ecosystem, reflecting the widespread use of auxiliary tools that extend or integrate with LLMs. “LLM Inference” is the second-largest domain at 10.79% (1,696 packages), highlighting the importance of tools that enable efficient inference for pre-trained models. Other significant domains include “Data Pipeline” (11.38%, 1,789 packages), “Training and Fine-tuning Frameworks” (6.64%, 1,044 packages), and “LLM Gateway” (7.21%, 1,134 packages), which collectively represent core functionalities for building, adapting, and deploying LLM-based applications. Smaller but specialized domains, such as “Logging & LLM Ops” (3.31%, 520 packages), “Vector Database” (1.30%, 205 packages), and “RAG Frameworks” (2.15%, 338 packages), address specific technical needs like model monitoring, data retrieval, and augmented generation workflows. Emerging categories such as “LLM Agent” and “LLM DSL/Programming” remain nascent, with only one package each, reflecting their early-stage development.

RQ2.2: How do domains transition along root-to-leaf paths? To investigate how domains transition along root-to-leaf paths in the LLMSC dependency graph, we analyzed 824 unique paths and visualized the pairwise dependencies between domains using a domain transition heatmap, as shown in Figure 4. The heatmap highlights the frequency of dependencies between domain pairs, where a transition *From A to B* indicates that domain B depends on domain A. This provides insights into how domains interconnect to support workflows within the ecosystem. The analysis reveals that the most common dependencies occur between *LLM Inference* and *Plugins / External Tools*, with *Plugins / External Tools* frequently depending on *LLM Inference*. This reflects the reliance of plugin tools on inference frameworks for core functionalities such as executing pre-trained models or integrating inference

TABLE VI: Filtered and categorized LLMSC packages based on LLM lifecycle stages.

LLM Lifecycle	Rate	Count
Data Index	2.89%	454
Data Pipeline	11.38%	1,789
Vector Database	1.30%	205
Model Merge	0.27%	42
Model Quantization	0.68%	107
Training/Fine-tuning Frameworks	6.64%	1,044
LLM Gateway	7.21%	1,134
LLM Cache	0.39%	61
LLM Inference	10.79%	1,696
Logging&LLMOps	3.31%	520
Orchestration Frameworks	2.53%	396
RAG Frameworks	2.15%	338
Plugins/External Tools	44.26%	6,960
Apps/Front-end Frameworks	6.23%	979
Total	/	15,725

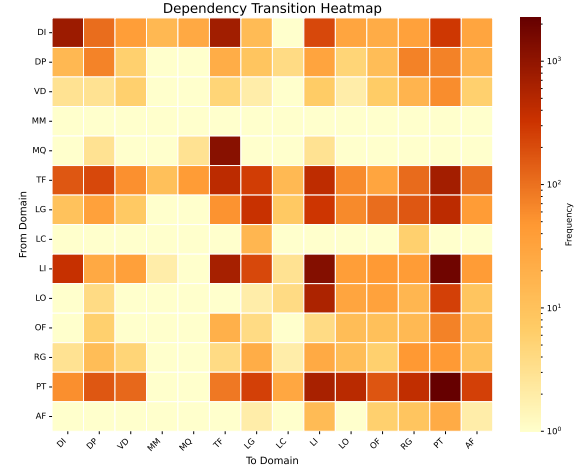


Fig. 4: Domain transition heatmap. The heatmap visualizes the pairwise dependencies between domains in the LLMSC, with darker colors indicating higher transition frequencies. Domains are represented by their initials.

pipelines. Another highly recurrent dependency is *Plugins / External Tools* → *Plugins / External Tools*, which underscores the ecosystem’s modular nature, where plugins often depend on other plugins to extend their capabilities.

Answer to RQ2. The LLMSC is dominated by *External Tools* (44.26%), which serve as modular hubs enabling interoperability. Dependency analysis reveals that workflows commonly transition through *LLM Inference*, *External Tools*, and *Training Frameworks*, reflecting their critical roles in the ecosystem.

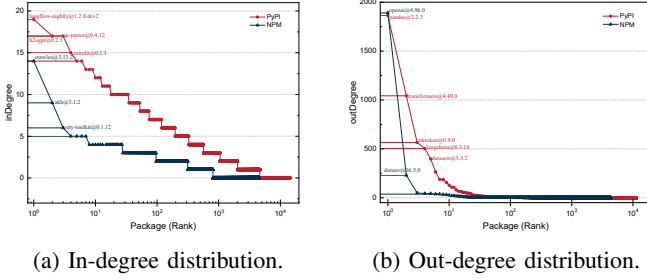


Fig. 5: Comparison of in-degree and out-degree distributions in PyPI and NPM.

V. RQ3: SECURITY RISKS

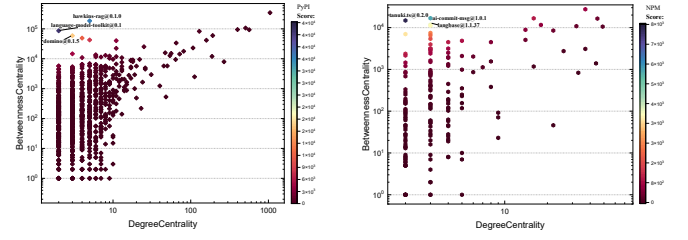
A. Methodology

Building on the structural analysis of the LLMSC in § III, RQ3 investigates how vulnerabilities propagate within the supply chain and identifies structural factors that contribute to security risks. To achieve this, we analyzed the characteristics of nodes to determine which nodes or dependency structures are more prone to security issues. Specifically, we focused on nodes with extensive upstream dependencies, which are more likely to experience cascading failures when vulnerabilities occur, and nodes with a large number of downstream dependencies, where vulnerabilities can propagate widely. Additionally, we examined critical nodes that bridge multiple dependency clusters, as they can amplify risks by acting as single points of failure. Furthermore, we conducted a fine-grained study of vulnerability propagation. By constructing detailed dependency trees for specific vulnerable package versions, we evaluated the downstream impact of vulnerabilities originating in upstream packages. This allowed us to identify which downstream packages are directly or transitively affected and to quantify the extent of the impact.

B. Results

RQ3.1: Which nodes in the LLMSC qualify as high-risk, and what security vulnerabilities do they present? In the LLMSC, critical nodes are packages that occupy influential positions within the network topology and carry a significant number of dependencies. Identifying these nodes is essential for understanding supply chain security risks and designing effective mitigation strategies. Through a multidimensional analysis using network metrics such as *In-degree*, *Out-degree*, and *Composite Centrality*, we systematically identified high-risk nodes and assessed their security implications.

Nodes with the Most External Dependency. In-degree represents the number of external components a package depends on at runtime. A high in-degree indicates that a package relies heavily on third-party libraries, each of which could introduce potential risks or vulnerabilities. By analyzing package dependencies (see Figure 5a), we observe that approximately 85.1% of packages depend on zero or one component—exhibiting minimal exposure—while only 2.1% qualify as “highly exposed” (in-degree ≥ 5). Notably, in the



(a) Composite Centrality of PyPI nodes. (b) Composite Centrality of NPM nodes.

Fig. 6: Comparison of Composite Centrality in PyPI and NPM ecosystems.

PyPI ecosystem, `langflow-nightly@1.2.0` leads with 19 dependencies, followed by `h2ogpt@0.2.1` at roughly 17. The top five packages average an in-degree of 14.7, 18.3 times the network average of 0.8011, implying that each additional dependency compounds potential attack surfaces, and that highly interconnected packages often struggle to keep pace with timely patching.

Nodes with the Most Dependents. Out-degree represents the number of downstream consumers that directly depend on a package. A high out-degree indicates that a package is widely used as a dependency, amplifying its potential impact radius and making it a critical hub in the ecosystem. As shown in Figure 5b, the majority of packages in the LLMSC have low out-degree, with approximately 99.3% of packages having fewer than 5 dependents. However, a small subset of high out-degree hubs stands out, accounting for a disproportionate share of downstream dependencies. For instance, `openai@4.96.0` has the highest out-degree with 1,891 direct dependents, followed closely by `pandas@2.2.3` (1,864 dependents) and `transformers@4.49.0` (1,043 dependents). Collectively, the top five high out-degree packages account for 37.3% of all downstream chains, demonstrating their critical role in the LLMSC ecosystem. These packages also exhibit substantial indirect dependencies, with `openai@4.96.0` impacting approximately 2,485 downstream nodes across multiple levels of the dependency tree. The average maximum chain depth for these packages is only 1.47, suggesting that vulnerabilities in these hubs may propagate extensively through the network.

Nodes Serving as the Bridges. Bridge nodes link otherwise separate dependency clusters, serving as critical conduits for both functionality and potential risk. These Bridge nodes play a pivotal role in the ecosystem by connecting different clusters of dependencies. However, their critical position also makes them vulnerable to cascading risks in the event of a compromise. To quantify the importance of bridge nodes, we use a metric called *Composite Centrality*, defined as the ratio of *Betweenness Centrality* (BC) to *Degree Centrality* (DC):

$$\text{Composite Centrality} = \frac{\text{Betweenness Centrality}}{\text{Degree Centrality}},$$

where a high BC/DC ratio indicates that a node lies on many shortest paths between other nodes (high BC) despite having

TABLE VII: Average number of nodes affected at each dependency layer (Avg: Average, Std: Standard Deviation, Med: Median).

Impact Type	Layer	Avg	Std	Med	Max
Direct Impact	Layer 1	8.3	16.0	3	59
	Layer 2	142.1	271.1	5	1,043
Indirect Impact	Layer 3	237.8	245.9	31	580
	Layer 4	54.1	34.4	82	82
	Layer 5	13	5.7	17	17

relatively few direct connections (low DC). Figure 6 illustrates the distribution of Composite Centrality in PyPI and NPM ecosystems. These figures demonstrate that NPM exhibits a smaller number of highly central nodes compared to PyPI, indicating differences in ecosystem structure. For example, `language-model-toolkit@0.1` in PyPI exhibits a composite centrality score of 42,945, ranking it among the top bridge nodes in the ecosystem, with a betweenness centrality of 85,891 and a degree centrality of 2. This node acts as a critical bridge, connecting otherwise separate dependency trees associated with `openai@4.96.0`, `pandas@2.2.3`, `tiktoken@0.9.0`, and `onnxruntime-tools@1.7.0`, thereby amplifying potential cascading risks in the event of a compromise. Nodes with a composite centrality score above the network average are classified as bridge nodes, as they play a disproportionately important role in connecting otherwise separate dependency clusters. Overall, our analysis identifies 454 bridge nodes in the LLMSC, accounting for approximately 2.9% of all nodes. The average Composite Centrality for bridge nodes is 783, significantly higher than the network average of 81. These bridge nodes are distributed across key domains such as LLM Inference (14.3%), Data Pipeline (11.9%), and Plugins / External Tools (11.7%).

RQ3.2: *What known vulnerabilities currently exist within the LLMSC? How do vulnerabilities propagate through the dependency trees?* To address RQ3.2, we conducted an in-depth analysis of known vulnerabilities within the LLMSC and their propagation patterns through dependency trees. Using a dataset of reported CVEs in the LLMSC ecosystem, we analyzed the direct and transitive impact of these vulnerabilities across different layers of dependency trees. We quantified the propagation of vulnerabilities by examining the number of affected nodes at each layer of the dependency tree, from the root package (layer 0) to its transitive dependents (layer n).

Known Vulnerabilities and Their Propagation. We analyzed 180 known CVEs across the LLMSC ecosystem to understand how vulnerabilities propagate through dependency trees. These vulnerabilities primarily originate in root packages and propagate to downstream nodes, demonstrating the cascading risks posed by security issues in upstream dependencies. Table VII summarizes the average number of nodes affected at each dependency layer. On average, vulnerabilities directly impact 8.3 nodes at the root layer (layer 1), with a standard deviation

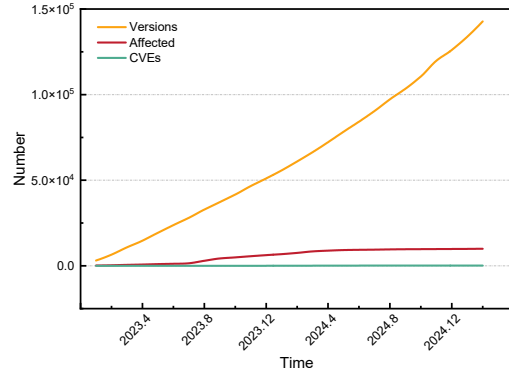


Fig. 7: Temporal trends of vulnerabilities in the LLMSC, showing the number of CVEs, affected nodes, and versioned nodes over time (2023.1 to 2025.2).

of 16.0. The propagation impact increases significantly at layer 2, where an average of 142.1 nodes are affected, with a maximum impact of 1,043 nodes. At layer 3, the average number of affected nodes peaks at 237.8, before diminishing at deeper layers, with 54.1 and 13 nodes affected on average at layers 4 and 5, respectively. This reflects the cascading nature of vulnerabilities in high-impact packages, with the most significant effects concentrated in the early layers of the dependency tree. One notable example is CVE-2023-6730, a critical deserialization vulnerability in the widely-used `transformers` package (versions prior to 4.36.0). This vulnerability highlights the potential for extensive propagation due to its central role in the ecosystem. It directly impacts 16 root-level packages and propagates to a total of 1,336 downstream nodes across multiple layers. Such vulnerabilities in critical packages amplify the risks of cascading failures, particularly when they occur in high-impact hubs.

Temporal Analysis of CVEs. From Figure 7, we observe a steady increase in CVE numbers, affected nodes, and affected versioned nodes over time, highlighting the growing complexity of the LLMSC. The number of CVEs rose from 0 in early 2023 to 159 by 2025.2, with a sharp jump between 2024.4 and 2025.1. Similarly, the number of affected nodes grew rapidly, reaching 9,885 by 2025.1, reflecting the cascading impact of vulnerabilities in critical packages. The number of affected versioned nodes also showed consistent growth, surpassing 100,000 in 2024.9 and reaching 142,747 by 2025.2. These trends emphasize the increasing risks posed by vulnerabilities as the ecosystem expands and diversifies.

Answer to RQ3. The LLMSC exhibits significant security risks due to the cascading nature of vulnerabilities. Our analysis of 180 CVEs reveals that vulnerabilities primarily propagate during the first three transmissions in the dependency tree, with an average of 8.3, 142.1, and 237.8 nodes affected, respectively.

VI. DISCUSSION

Threats to Validity. One potential threat to the validity of our study stems from the classification of software packages into lifecycle-related categories. We used DeepSeek-V3 to determine the most relevant lifecycle phase for each package, but some packages span multiple stages, and our approach simplified this by assigning them to a single phase. Furthermore, the LLM used for classification may occasionally produce hallucinations, leading to errors, though manual reviews of a subset of classifications showed high consistency. Another limitation lies in our analysis of vulnerability propagation. As noted in prior studies [27], [38], [39], the presence of a vulnerable package in a dependency tree does not guarantee an impact on downstream projects. Vulnerabilities propagate at the function level, and the risk materializes only if the vulnerable code is explicitly invoked downstream. Despite these limitations, our study offers valuable insights into the structure, composition, and vulnerabilities of the LLMSC.

Comparison to Traditional Software Supply Chain. The LLMSC differs significantly from traditional software supply chains in several key ways, offering unique insights into its structure and risks. Unlike traditional ecosystems, which often center around a small number of stable core frameworks like TensorFlow [23] or PyTorch [24], the LLMSC is highly heterogeneous, comprising a diverse range of components tailored to specific stages of LLM development, such as dataset curation, prompt engineering, fine-tuning, and inference. Additionally, the LLMSC is highly dynamic, with new tools and frameworks emerging at an unprecedented pace, driving rapid domain evolution and migration. This fast-paced evolution heightens the complexity of managing dependencies and security risks. Furthermore, the LLMSC’s “locally dense, globally sparse” topology amplifies risk concentration in a small set of core libraries that support numerous downstream projects, making them critical points of failure.

VII. RELATED WORKS

A. Understanding Software Supply Chains in Ecosystems

The study of software supply chains has gained significant attention due to their critical role in modern software development. Research has investigated the structures and dynamics of dependency networks in ecosystems such as PyPI, NPM, Maven, and others. Liu *et al.* [26] conducted a large-scale study of the NPM ecosystem, highlighting the propagation of vulnerabilities through transitive dependencies and proposing techniques to resolve dependency trees more accurately. Similarly, Mir *et al.* [39] analyzed the impact of transitivity and granularity on vulnerability propagation within the Maven ecosystem, emphasizing the importance of fine-grained analysis to identify actual vulnerability paths. Zhang *et al.* [40] further addressed the persistence of vulnerabilities in Maven by proposing an automated restoration mechanism for secure dependency ranges to mitigate ecosystem-wide risks. Beyond these ecosystems, Tang *et al.* [25] explored dependency patterns in the C/C++ ecosystem, revealing unique

challenges due to the lack of a unified package manager. Emerging domains such as Web3 also present new challenges to supply chain security. Ma *et al.* [41] conducted an in-depth analysis of the Web3 package supply chain, using knowledge graphs to uncover evolving dependencies and vulnerabilities. These studies collectively highlight the vulnerabilities, dependency complexities, and ecosystem-specific challenges in software supply chains. In contrast, our work focuses on the unique characteristics of the supply chains associated with LLMs, which have been less explored in prior research.

B. Deep Learning and Pre-Trained Model Supply Chains

The rise of deep learning (DL) frameworks and pre-trained models (PTMs) has introduced unique complexities to software supply chains. Tan *et al.* [21] analyzed the supply chains of TensorFlow and PyTorch, unveiling their short, sparse hierarchical structures and revealing the rapid growth of downstream projects dependent on these frameworks. Gao *et al.* [22] extended this work by characterizing DL package supply chains in PyPI, identifying domain specializations and dependency clusters critical to the ecosystem’s maintenance and evolution. Focusing on PTMs, Jiang *et al.* [42] introduced the PeaTMOSS dataset, which captures metadata for PTMs and their downstream applications, revealing inconsistencies in licensing and documentation practices across the PTM ecosystem. Stalnaker *et al.* [43] emphasized similar challenges in the Hugging Face ecosystem, highlighting the need for better documentation, licensing mechanisms, and compliance measures. These studies collectively underscore the importance of addressing dependency complexities, documentation gaps, and emerging risks in DL and PTM supply chains. Unlike prior works, our study focuses specifically on the structural, domain-specific, and security characteristics of the LLM toolchain, which remains underexplored.

C. Security Risks in Supply Chains

Security vulnerabilities in software supply chains have been a persistent concern, especially in the context of dependency management. Alfadel *et al.* [44] analyzed vulnerabilities in Python packages, observing that vulnerabilities often remain unfixed for extended periods, leaving downstream projects exposed. Huang *et al.* [45] characterized dependency bugs in the DL stack, identifying root causes, lifecycle stages, and fix patterns. These challenges are further exacerbated in PTM supply chains. Zhao *et al.* [14] presented a systematic study of malicious code poisoning attacks on pre-trained model hubs like Hugging Face, proposing a pipeline to detect and mitigate such threats. Similarly, Casey *et al.* [46] investigated unsafe serialization methods in Hugging Face models, emphasizing the pervasiveness of exploitable vulnerabilities. These findings highlight the critical need for improved security practices, vulnerability tracking, and automated mitigation strategies in both traditional and emerging software supply chains. Our work extends this line of research by analyzing the security risks specific to LLM supply chains.

VIII. CONCLUSION

This paper presents the first empirical study of the LLMSC, analyzing 15,725 open-source packages and 180 vulnerabilities. Our findings reveal that the LLMSC has a shallow, sparse hierarchy with a “locally dense, globally sparse” topology dominated by core foundational libraries, which act as critical hubs but pose significant security risks. We also identify dynamic growth in functional domains and persistent vulnerabilities that propagate through dependency chains, amplifying risks. This study provides a foundational understanding of the LLMSC and highlights the need for further research on securing this evolving ecosystem.

REFERENCES

- [1] D. Nam, A. Macvean, V. Hellendoorn, B. Vasilescu, and B. Myers, “Using an llm to help with code understanding,” in *Proceedings of the IEEE/ACM 46th International Conference on Software Engineering*, ser. ICSE ’24. New York, NY, USA: Association for Computing Machinery, 2024. [Online]. Available: <https://doi.org/10.1145/3597503.3639187>
- [2] H. Lu, W. Liu, B. Zhang, B. Wang, K. Dong, B. Liu, J. Sun, T. Ren, Z. Li, H. Yang, Y. Sun, C. Deng, H. Xu, Z. Xie, and C. Ruan, “Deepseek-vl: Towards real-world vision-language understanding,” *CoRR*, vol. abs/2403.05525, 2024. [Online]. Available: <https://doi.org/10.48550/arXiv.2403.05525>
- [3] W. X. Zhao, K. Zhou, J. Li, T. Tang, X. Wang, Y. Hou, Y. Min, B. Zhang, Z. Dong, Y. Du, C. Yang, Y. Chen, Z. Chen, J. Jiang, R. Ren, Y. Li, X. Tang, Z. Liu, P. Liu, J. Nie, and J. Wen, “A survey of large language models,” *CoRR*, vol. abs/2303.18223, 2023. [Online]. Available: <https://doi.org/10.48550/arXiv.2303.18223>
- [4] R. Gozalo-Brizuela and E. C. Garrido-Merchán, “Chatgpt is not all you need. A state of the art review of large generative AI models,” *CoRR*, vol. abs/2301.04655, 2023. [Online]. Available: <https://doi.org/10.48550/arXiv.2301.04655>
- [5] X. Hou, Y. Zhao, Y. Liu, Z. Yang, K. Wang, L. Li, X. Luo, D. Lo, J. Grundy, and H. Wang, “Large language models for software engineering: A systematic literature review,” *ACM Trans. Softw. Eng. Methodol.*, vol. 33, no. 8, Dec. 2024. [Online]. Available: <https://doi.org/10.1145/3695988>
- [6] H. Jin, L. Huang, H. Cai, J. Yan, B. Li, and H. Chen, “From llms to llm-based agents for software engineering: A survey of current, challenges and future,” *CoRR*, vol. abs/2408.02479, 2024. [Online]. Available: <https://doi.org/10.48550/arXiv.2408.02479>
- [7] Y. Wang, W. Zhong, Y. Huang, E. Shi, M. Yang, J. Chen, H. Li, Y. Ma, Q. Wang, and Z. Zheng, “Agents in software engineering: Survey, landscape, and vision,” *CoRR*, vol. abs/2409.09030, 2024. [Online]. Available: <https://doi.org/10.48550/arXiv.2409.09030>
- [8] Q. Wu, G. Bansal, J. Zhang, Y. Wu, S. Zhang, E. Zhu, B. Li, L. Jiang, X. Zhang, and C. Wang, “Autogen: Enabling next-gen LLM applications via multi-agent conversation framework,” *CoRR*, vol. abs/2308.08155, 2023. [Online]. Available: <https://doi.org/10.48550/arXiv.2308.08155>
- [9] L. Wang, C. Ma, X. Feng, Z. Zhang, H. Yang, J. Zhang, Z. Chen, J. Tang, X. Chen, Y. Lin, W. X. Zhao, Z. Wei, and J. Wen, “A survey on large language model based autonomous agents,” *Frontiers Comput. Sci.*, vol. 18, no. 6, p. 186345, 2024. [Online]. Available: <https://doi.org/10.1007/s11704-024-40231-1>
- [10] S. Wang, Y. Zhao, X. Hou, and H. Wang, “Large language model supply chain: A research agenda,” *ACM Trans. Softw. Eng. Methodol.*, Dec. 2024, just Accepted. [Online]. Available: <https://doi.org/10.1145/3708531>
- [11] K. Huang, B. Chen, Y. Lu, S. Wu, D. Wang, Y. Huang, H. Jiang, Z. Zhou, J. Cao, and X. Peng, “Lifting the veil on the large language model supply chain: Composition, risks, and mitigations,” *CoRR*, vol. abs/2410.21218, 2024. [Online]. Available: <https://doi.org/10.48550/arXiv.2410.21218>
- [12] Q. Hu, X. Xie, S. Chen, and L. Ma, “Large language model supply chain: Open problems from the security perspective,” *CoRR*, vol. abs/2411.01604, 2024. [Online]. Available: <https://doi.org/10.48550/arXiv.2411.01604>
- [13] OWASP, “Owasp top 10 for large language model applications,” <https://owasp.org/www-project-top-10-for-large-language-model-applications/>, 2025, accessed: 2025-04-23.
- [14] J. Zhao, S. Wang, Y. Zhao, X. Hou, K. Wang, P. Gao, Y. Zhang, C. Wei, and H. Wang, “Models are codes: Towards measuring malicious code poisoning attacks on pre-trained model hubs,” in *Proceedings of the 39th IEEE/ACM International Conference on Automated Software Engineering*, ser. ASE ’24. New York, NY, USA: Association for Computing Machinery, 2024, p. 2087–2098. [Online]. Available: <https://doi.org/10.1145/3691620.3695271>
- [15] Z. Chen, Z. Xiang, C. Xiao, D. Song, and B. Li, “Agentpoison: Red-teaming LLM agents via poisoning memory or knowledge bases,” in *Advances in Neural Information Processing Systems 38: Annual Conference on Neural Information Processing Systems 2024, NeurIPS 2024, Vancouver, BC, Canada, December 10 - 15, 2024*, A. Globersons, L. Mackey, D. Belgrave, A. Fan, U. Paquet, J. M. Tomczak, and C. Zhang, Eds., 2024. [Online]. Available: http://papers.nips.cc/paper_files/paper/2024/hash/eb113910e9c3f6242541c1652e30dfd6-Abstract-Conference.html
- [16] Q. Zhang, B. Zeng, C. Zhou, G. Go, H. Shi, and Y. Jiang, “Human-imperceptible retrieval poisoning attacks in llm-powered applications,” in *Companion Proceedings of the 32nd ACM International Conference on the Foundations of Software Engineering*, ser. FSE 2024. New York, NY, USA: Association for Computing Machinery, 2024, p. 502–506. [Online]. Available: <https://doi.org/10.1145/3663529.3663786>
- [17] W. Jiang, N. Synovic, R. Sethi, A. Indarapu, M. Hyatt, T. R. Schorlemmer, G. K. Thiruvathukal, and J. C. Davis, “An empirical study of artifacts and security risks in the pre-trained model supply chain,” in *Proceedings of the 2022 ACM Workshop on Software Supply Chain Offensive Research and Ecosystem Defenses*, ser. SCORED’22. New York, NY, USA: Association for Computing Machinery, 2022, p. 105–114. [Online]. Available: <https://doi.org/10.1145/3560835.3564547>
- [18] W. Jiang, N. Synovic, M. Hyatt, T. R. Schorlemmer, R. Sethi, Y.-H. Lu, G. K. Thiruvathukal, and J. C. Davis, “An empirical study of pre-trained model reuse in the hugging face deep learning model registry,” in *2023 IEEE/ACM 45th International Conference on Software Engineering (ICSE)*, 2023, pp. 2463–2475.
- [19] Github, “llama-index vulnerable to arbitrary code execution,” <https://github.com/advisories/GHSA-2xxc-73fv-36f7>, 2024, accessed: 2025-04-23.
- [20] —, “transformers has a deserialization of untrusted data vulnerability,” <https://github.com/advisories/GHSA-3863-2447-669p>, 2024, accessed: 2025-04-23.
- [21] X. Tan, K. Gao, M. Zhou, and L. Zhang, “An exploratory study of deep learning supply chain,” in *Proceedings of the 44th International Conference on Software Engineering*, ser. ICSE ’22. New York, NY, USA: Association for Computing Machinery, 2022, p. 86–98. [Online]. Available: <https://doi.org/10.1145/3510003.3510199>
- [22] K. Gao, R. He, B. Xie, and M. Zhou, “Characterizing deep learning package supply chains in pypi: Domains, clusters, and disengagement,” *ACM Trans. Softw. Eng. Methodol.*, vol. 33, no. 4, Apr. 2024. [Online]. Available: <https://doi.org/10.1145/3640336>
- [23] tensorflow, “tensorflow,” <https://github.com/tensorflow/tensorflow>, 2025, accessed: 2025-04-23.
- [24] pytorch, “pytorch,” <https://github.com/pytorch/pytorch>, 2025, accessed: 2025-04-23.
- [25] W. Tang, Z. Xu, C. Liu, J. Wu, S. Yang, Y. Li, P. Luo, and Y. Liu, “Towards understanding third-party library dependency in c/c++ ecosystem,” in *Proceedings of the 37th IEEE/ACM International Conference on Automated Software Engineering*, ser. ASE ’22. New York, NY, USA: Association for Computing Machinery, 2023. [Online]. Available: <https://doi.org/10.1145/3551349.3560432>
- [26] C. Liu, S. Chen, L. Fan, B. Chen, Y. Liu, and X. Peng, “Demystifying the vulnerability propagation and its evolution via dependency trees in the npm ecosystem,” in *Proceedings of the 44th International Conference on Software Engineering*, ser. ICSE ’22. New York, NY, USA: Association for Computing Machinery, 2022, p. 672–684. [Online]. Available: <https://doi.org/10.1145/3510003.3510142>
- [27] Y. Wu, Z. Yu, M. Wen, Q. Li, D. Zou, and H. Jin, “Understanding the threats of upstream vulnerabilities to downstream projects in the maven ecosystem,” in *2023 IEEE/ACM 45th International Conference on Software Engineering (ICSE)*, 2023, pp. 1046–1058.

- [28] L. Wang, C. Ma, X. Feng, Z. Zhang, H. Yang, J. Zhang, Z. Chen, J. Tang, X. Chen, Y. Lin, W. X. Zhao, Z. Wei, and J. Wen, "A survey on large language model based autonomous agents," *Frontiers Comput. Sci.*, vol. 18, no. 6, p. 186345, 2024. [Online]. Available: <https://doi.org/10.1007/s11704-024-40231-1>
- [29] J. Diaz-De-Arcaya, J. López-De-Armentia, R. Miñón, I. L. Ojanguren, and A. I. Torre-Bastida, "Large language model operations (llmops): Definition, challenges, and lifecycle management," in *2024 9th International Conference on Smart and Sustainable Technologies (SpliTech)*, 2024, pp. 1–4.
- [30] M. U. Hadi, Q. Al Tashi, R. Qureshi *et al.*, "Large language models: A comprehensive survey of its applications, challenges, limitations, and future prospects," *TechRxiv*, February 2025. [Online]. Available: <https://doi.org/10.36227/techrxiv.23589741.v8>
- [31] PyPI, "Pypi," <https://pypi.org/>, 2025, accessed: 2025-04-23.
- [32] NPM, "Registry," <https://github.com/npm/registry>, 2025, accessed: 2025-04-23.
- [33] deepseek ai, "Deepseek-v3," <https://github.com/deepseek-ai/DeepSeek-V3>, 2025, accessed: 2025-04-23.
- [34] MITRE, "Cve list," <https://cve.mitre.org/index.html>, 2025, accessed: 2025-04-23.
- [35] Github, "Github advisory database," <https://github.com/advisories>, 2025, accessed: 2025-04-23.
- [36] Huntr, "The world's first bug bounty platform for ai/ml," <https://huntr.com/>, 2025, accessed: 2025-04-23.
- [37] S. Wang, Y. Zhao, Z. Liu, Q. Zou, and H. Wang, "Sok: Understanding vulnerabilities in the large language model supply chain," *CoRR*, vol. abs/2502.12497, 2025. [Online]. Available: <https://doi.org/10.48550/arXiv.2502.12497>
- [38] S. Wu, R. Wang, K. Huang, Y. Cao, W. Song, Z. Zhou, Y. Huang, B. Chen, and X. Peng, "Vision: Identifying affected library versions for open source software vulnerabilities," in *Proceedings of the 39th IEEE/ACM International Conference on Automated Software Engineering*, ser. ASE '24. New York, NY, USA: Association for Computing Machinery, 2024, p. 1447–1459. [Online]. Available: <https://doi.org/10.1145/3691620.3695516>
- [39] A. M. Mir, M. Keshani, and S. Proksch, "On the effect of transitivity and granularity on vulnerability propagation in the maven ecosystem," in *2023 IEEE International Conference on Software Analysis, Evolution and Reengineering (SANER)*, 2023, pp. 201–211.
- [40] L. Zhang, C. Liu, S. Chen, Z. Xu, L. Fan, L. Zhao, Y. Zhang, and Y. Liu, "Mitigating persistence of open-source vulnerabilities in maven ecosystem," in *2023 38th IEEE/ACM International Conference on Automated Software Engineering (ASE)*, 2023, pp. 191–203.
- [41] K. Ma, Z. Wang, Y. Zhao, and H. Wang, "Decoding web3: In-depth analysis of the third-party package supply chain," in *Proceedings of the 15th Asia-Pacific Symposium on Internetware, Internetware 2024, Macau, SAR, China, July 24-26, 2024*, H. Mei, J. Lv, A. Helal, X. Ma, S. Cheung, J. Zhang, and T. Zhang, Eds. ACM, 2024. [Online]. Available: <https://doi.org/10.1145/3671016.3671402>
- [42] W. Jiang, J. Yasmin, J. Jones, N. Synovic, J. Kuo, N. Bielanski, Y. Tian, G. K. Thiruvathukal, and J. C. Davis, "Peatmoss: A dataset and initial analysis of pre-trained models in open-source software," in *Proceedings of the 21st International Conference on Mining Software Repositories*, ser. MSR '24. New York, NY, USA: Association for Computing Machinery, 2024, p. 431–443. [Online]. Available: <https://doi.org/10.1145/3643991.3644907>
- [43] T. Stalnaker, N. Wintersgill, O. Chaparro, L. A. Heymann, M. D. Penta, D. M. Germán, and D. Poshvyanyk, "The ML supply chain in the era of software 2.0: Lessons learned from hugging face," *CoRR*, vol. abs/2502.04484, 2025. [Online]. Available: <https://doi.org/10.48550/arXiv.2502.04484>
- [44] M. Alfadel, D. E. Costa, and E. Shihab, "Empirical analysis of security vulnerabilities in python packages," *Empir. Softw. Eng.*, vol. 28, no. 3, p. 59, 2023. [Online]. Available: <https://doi.org/10.1007/s10664-022-10278-4>
- [45] K. Huang, B. Chen, S. Wu, J. Cao, L. Ma, and X. Peng, "Demystifying dependency bugs in deep learning stack," in *Proceedings of the 31st ACM Joint European Software Engineering Conference and Symposium on the Foundations of Software Engineering*, ser. ESEC/FSE 2023. New York, NY, USA: Association for Computing Machinery, 2023, p. 450–462. [Online]. Available: <https://doi.org/10.1145/3611643.3616325>
- [46] B. Casey, J. C. S. Santos, and M. Mirakhorli, "A large-scale exploit instrumentation study of AI/ML supply chain attacks in hugging face models," *CoRR*, vol. abs/2410.04490, 2024. [Online]. Available: <https://doi.org/10.48550/arXiv.2410.04490>