

Fitness Landscape of Large Language Model-Assisted Automated Algorithm Search

Fei Liu, Qingfu Zhang, Xialiang Tong, Kun Mao and Mingxuan Yuan

Abstract—Large Language Models (LLMs) have demonstrated significant potential in algorithm design. However, when integrated into search frameworks for iterative algorithm search, the underlying fitness landscape—critical for understanding search behaviour—remains underexplored. In this paper, we illustrate and analyze the fitness landscape of LLM-assisted Algorithm Search (LAS) using a graph-based approach, where nodes represent algorithms and edges denote transitions between them. We conduct extensive evaluations across six algorithm design tasks and six commonly used LLMs. Our findings reveal that LAS landscapes are highly multimodal and rugged, particularly in combinatorial optimization tasks, with distinct structural variations across tasks and LLMs. For instance, heuristic design tasks exhibit dense clusters of high-performing algorithms, while symbolic regression tasks show sparse, scattered distributions. Additionally, we demonstrate how population size influences exploration-exploitation trade-offs and the evolving trajectory of elite algorithms. These insights not only advance our understanding of LAS landscapes but also provide practical guidance for designing more effective LAS methods.

Index Terms—Fitness landscape, Large language model, Algorithm design, Optimization, Evolutionary algorithm.

I. INTRODUCTION

Large Language Models (LLMs) assisted iterative search methods have been used for automated algorithm design with great success [1] [2] [3] [4] [5] [6]. These methods cast an algorithm design task as an optimization problem for finding an optimal algorithm in an algorithm space. Leveraging the LLM capabilities in language comprehension, reasoning and code generation, they are able to conduct effective and efficient search in an algorithm space [7]. However, there is lack of good understanding of why and when these methods work or not. Traditional math analysis can be hardly used to study these methods due to the complexity of the algorithm space [8] and the black-box nature of LLM [9]. Fitness landscape analysis [10]–[15] is a widely used methodology for investigating behaviors of search methods, particularly, in the area of heuristics. Very recently, [16] has made a very first attempt to study the landscape of LLM-assisted algorithm design methods. They introduced abstract syntax tree (AST)-based code evolution graphs (CEGs) and investigated the relationship between candidate algorithms (i.e., an element in the algorithm space) and their characters in feature space. However, their work does not discuss the fitness of a candidate algorithm¹.

Fei Liu and Qingfu Zhang are with the Department of Computer Science, City University of Hong Kong, Hong Kong (e-mail: fliu36-c@my.cityu.edu.hk; qingfu.zhang@cityu.edu.hk). Xialiang Tong and Mingxuan Yuan are with HUAWEI Noah’s Ark Lab. Kun Mao is with Huawei Cloud EI Service Product Department.

¹For the sake of clarity, we call an algorithm in the algorithm space a candidate algorithm

In this paper, we focus on the fitness landscape of LLM-assisted Algorithm Search (LAS). Leveraging a graph-based approach, we try to visualize and analyze the fitness landscape, providing deeper insights into the search dynamics of LAS. Specifically, we try to answer the following questions:

- **Q1:** What does the fitness landscape of LLM-driven algorithm search look like, and what features (e.g., plateaus, ruggedness) characterize it?
- **Q2:** How does the landscape vary across different algorithm design tasks and LLMs?
- **Q3:** How do the search framework and its settings influence the landscape, and how is this connected to performance?

Our contributions are:

- We frame LLM-assisted Algorithm Search (LAS) as an optimization problem over algorithm space, where each algorithm is often represented as code (code implementation) and/or thought (algorithm idea description).
- We present a graph-based approach to visualize and analyze the fitness landscape to enhance our understanding of this significant but rarely studied topic. Each node represents one algorithm in the search process, and the edges are the connections between algorithms during the search.
- We conduct a comprehensive evaluation across 6 distinct algorithm design tasks and 6 different LLMs. We find the fitness landscape of LLM-assisted algorithm search is rugged and usually multi-modal with distinct patterns and characteristics across different algorithm design tasks and LLMs, providing insights for designing more effective LAS methods.

II. FORMULATION OF LLM-ASSISTED ALGORITHM SEARCH

We formulate the LLM-assisted automatic Algorithm Search (LAS) as follows. Consider a target algorithm design task T (e.g., design a heuristic for the Traveling Salesman Problem) with a set of instances I , where I represents a practical distribution of real-world scenarios. The objective is to generate an optimal algorithm a^* within an algorithm space A^S that minimizes (without loss of generality) a performance metric $F(a, I)$, defined as the sum of candidate performance scores $f(a, i)$ across all instances $i \in I$. Mathematically, this is expressed as:

$$F(a, I) = \sum_{i \in I} f(a, i), \quad a \in A^S.$$

The optimal algorithm a^* is obtained by solving the following optimization problem:

$$a^* = \arg \min_{a \in A^S} F(a, I).$$

The optimization problem in algorithm space is usually tackled by an iterative search pipeline [7], [8], where each algorithm is represented as code and/or text. Starting from an initial population of algorithms P_0 , the process iteratively conducts three key steps—generation, evaluation, and update—until a stopping criterion is met. A general description of the pipeline is as follows:

Step 1: Initialization The initial population of algorithms P_0 is generated either by prompting LLMs or by using existing hand-crafted algorithms. While some implementations (e.g., gradient-based search and neighborhood methods) use a population size of one, most LAS works employing evolutionary frameworks typically maintain larger population sizes.

Step 2: Iterative Process For the current algorithm population P_i , the iterative process consists of three sub-steps:

- **Step 2.1: Generation** Pre-trained LLMs are prompted based on instructions and existing parent candidates a_p , which are selected from the current population P_i . This can be represented as $a_o = LLM(Prompt(a_p))$, where a_p and a_o denote the parent and offspring candidates, respectively, and LLM represents the LLM inference process guided by instructions. $Prompt()$ is the instruction used for LLMs.
- **Step 2.2: Evaluation** The fitness $F(a, I)$ of each offspring a candidate is computed over a set of representative instances I . The average performance is usually used as fitness.
- **Step 2.3: Update** The population is updated to P_{t+1} by incorporating new candidates a_o into P_t , based on some population management strategies (e.g., elitism, generational replacement).

Step 3: Termination The search process terminates when a stopping criterion is met. This criterion could be a maximum number of iterations, a maximum number of LLM requests, a performance threshold, or other problem-specific conditions. Upon termination, the best-performing algorithm \hat{a} , along with any other relevant information, is recorded.

A. Algorithm Representation

Prior to the advent of LLMs, most existing works [17]–[19] on automated algorithm design can be classified into two categories based on their approaches for defining the algorithm search space $a \in A^S$:

- Regular continuous/discrete space:** A^S is parameterized as a (continuous, discrete, or mixed) parameter space [20], which can be solved as a classic optimization problem.
- Tree-based/structure-based space:** Each algorithm a is expressed as a tree or graph structure, and search methods such as genetic programming can be used to find a better algorithm [21]–[23].

Algorithm 1: LAS Pipeline

Input: Initial population P_0 , Instructions for LLMs, Stopping criterion

Output: Best-performing algorithm a^* and relevant information

Step 1: Initialization

$P \leftarrow P_0$; // Initialize population with P_0 (from LLMs or existing algorithms)

Step 2: Iterative Process

while not Stopping criterion do

$a_p \leftarrow P$; // Select parent from P
 $a_o \leftarrow LLM(Prompt(a_p))$; // Generate offspring using LLMs and parent a_p
 $F(a_o, I) \leftarrow Evaluate(a_o, I)$; // Evaluate on instances I
 $P \leftarrow UpdatePopulation(P, a_o)$; // Update population with new offspring

end

Step 3: Termination

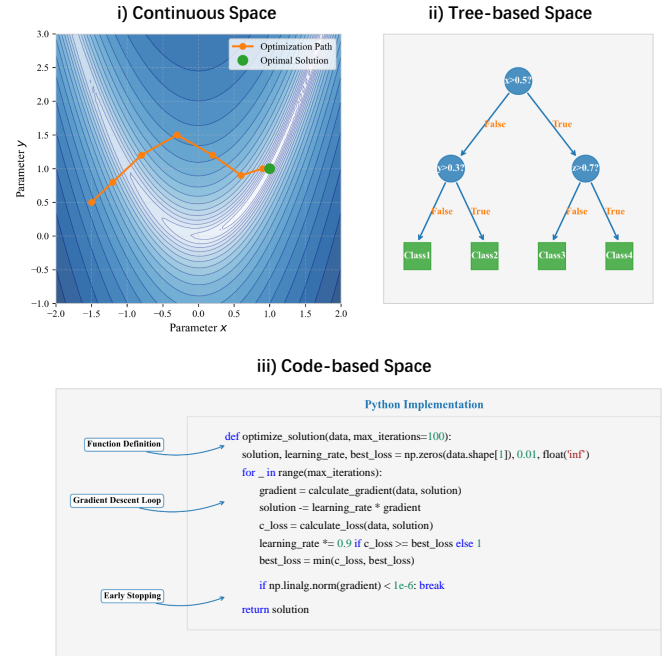


Fig. 1. Three distinct algorithm representations are commonly used in automated algorithm search methods. **i)** For **continuous/discrete space**, many existing optimization techniques can effectively handle the optimization of fitness landscapes. **ii)** In the case of **tree-based/structured representations**, methods such as genetic programming are often employed. **iii)** **Code-based/text-based representations**, on the other hand, offer greater flexibility and power. Recent advancements in LLMs have enabled direct operation and search within this complex space. However, it poses significant challenges in understanding the corresponding fitness landscape.

These representations have been extensively studied. Many well-established optimization techniques can be used.

Unlike traditional approaches, LLM-assisted algorithm search represents each algorithm a using a code implementation [24] and/or linguistic description [2]. This representation provides a richer, more expressive search space than conventional methods. However, because this space is not rigidly structured, it is challenging to understand the landscape and navigate it effectively. Figure 1 contrasts three distinct algorithm representations: (1) regular continuous/discrete space, (2) tree-based/structure-based space, and (3) code-based/text-based space.

B. Algorithm Generation

In the context of LLM-assisted algorithm search, the generation of an algorithm can be expressed as:

$$a_o = \text{LLM}(\text{Prompt}(a_p)).$$

Here, the offspring algorithm a_o is produced by prompting the LLM with specific instructions $\text{Prompt}()$, using parent algorithms a_p as input. In a single-point iterative search, one offspring is generated from a single parent in each iteration. In contrast, population-based search maintains and evolves a population of algorithms, where both the number of parent and offspring algorithms typically exceeds one. Both the prompt strategies employed and the capabilities of the LLMs will influence the algorithm generation and thus may lead to different landscapes and performance.

C. Evaluation

The evaluation $F(a, I)$ maps each algorithm a to an indicator of its performance (e.g., the average route length on TSP instances). The evaluation is conducted on a set of representative instances I . Without loss of generality, in this paper, we consider the minimization problem.

III. GRAPH-BASED FITNESS LANDSCAPE

This section introduces a graph-based approach to studying the fitness landscape of LLM-assisted algorithm search. We begin by defining the concept of fitness landscapes and then elaborate on their graph-based representation.

A fitness landscape, as defined by [25], can be represented using a triplet (S, NS, f) , where:

- S is the set of potential solutions, representing the search space;
- NS is the neighborhood structure, a function that assigns to each solution $s \in S$ a set of neighbors $N(s)$;
- $f : S \rightarrow \mathbb{R}$ is the objective function (fitness function), which quantifies the quality of each solution.

In the context of LLM-assisted algorithm search, the search space S comprises candidate algorithms generated by LLMs. The objective function f is defined by specific performance metrics relevant to the task at hand. Since algorithms lack a well-defined distance metric or neighbourhood structure [12], the neighbourhood is instead characterized by correlations

between algorithms. Following the approach in [26], we define the neighborhood of an algorithm a_i relative to another algorithm a_j as follows: $a_i \in NS(a_j)$ if a_i is generated from a_j (i.e., $a_i = \text{LLM}(\text{Prompt}(a_j))$). This formulation enables the introduction of a graph-based representation for illustrating the fitness landscape.

The graph-based representation is defined as follows:

- **Nodes:** Each node in the graph represents an algorithm a_i generated during the search process. The set of all nodes in the graph is denoted by N , with its size represented as n .
- **Edges:** Edges in the graph are directed and represent the genetic relationship between a parent algorithm and its offspring. Specifically, an edge exists from algorithm a_i to algorithm a_j if a_j is directly derived from a_i through the application of LLM-based search operators, such as $a_j = \text{LLM}(\text{Prompt}(a_i))$. Here, $\text{Prompt}()$ can involve LLM-based crossover [1], mutation [1], or other prompt strategies [2], [4]. Edges are weighted based on the frequency or likelihood of the transition, where the weight corresponds to the number of times the transition (i.e., the generation of a_j from a_i) occurs during the search process.
- **Graph:** The fitness landscape is represented as a graph $G = (N, E)$, where N is the set of nodes corresponding to algorithms, and E is the set of directed edges denoting parent-offspring relationships. Edge weights reflect transition probabilities between nodes. We consider an undirected graph, where there is no direction between a_i and a_j if they are connected.

Figure 2 illustrates a two-dimensional graph representing a fitness landscape, where nodes (colored by fitness value) denote algorithms and edges represent their connections. Each algorithm is a constructive heuristic for the traveling salesman problem, taking inputs like node IDs and a distance matrix to determine the next node in the solution.

IV. EXPERIMENTS

A. Data Collection

We demonstrate it on EoH [1], [2], a commonly used LLM-assisted algorithm search framework based on evolutionary search. We run all the experiments on LLM4AD² Platform [27] across different tasks and LLMs. The experimental settings are as follows:

a) *Evolutionary Search Settings:* The population size of EoH is set to be 20 and the maximum number of candidate evaluations is 2,000 for each run.

b) *Tasks:* We investigate six algorithm design tasks including four heuristic algorithm design tasks for combinatorial optimization problems (Online Bin Packing (**OBP**) [3], Traveling Salesman Problem (**TSP**) [1], Capacitated Vehicle Routing Problem (**CVRP**) [27], and Vehicle Routing Problem with Time Windows (**VRPTW**)) [27], one agent design task for the car mountain system (**Car**) [27], [28] and one symbolic regression task aimed at approximating the curve of bacterial

²<https://github.com/Optima-CityU/llm4ad>

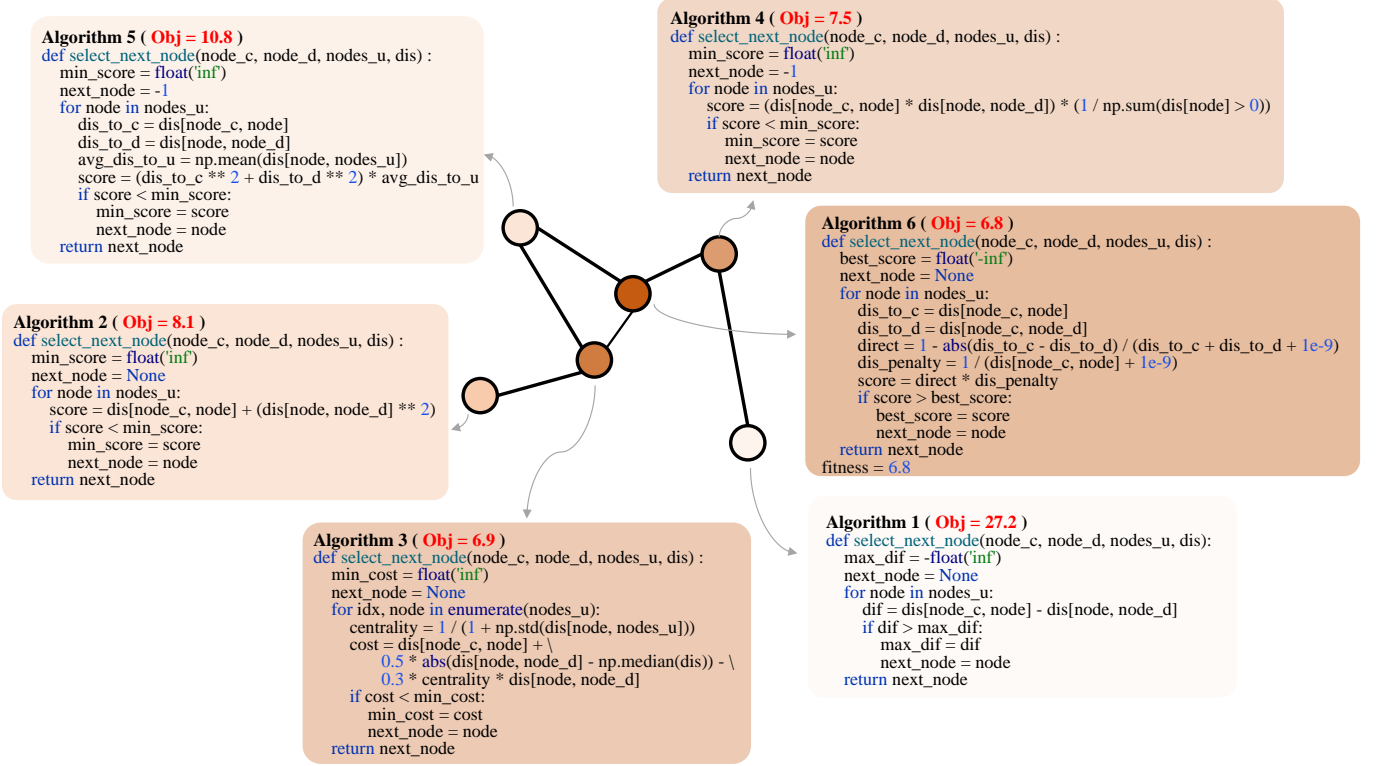


Fig. 2. An illustration of a two-dimensional graph representation of fitness landscape, where nodes and edges are algorithms and their connections, respectively. The color of each node indicates the objective value (the smaller the better). Each algorithm is a constructive heuristic for the traveling salesman problem. The constructive heuristic determines how to select the next node to iteratively construct a solution. The inputs "node_c", "node_d", "nodes_u" and "dis" are the current node ID, destination node ID, unvisited node IDs and distance matrix, respectively. The output is the next node ID.

growth (Bact) [29]. Our goal is to explore tasks across diverse domains, and we consider the symbolic regression task as a form of simple algorithm design.

c) *LLMs*: We tested a diverse set of commonly used LLMs of different sizes and capabilities, including GPT-3.5-Turbo, GPT-4o-Mini, DeepSeek-V3, DeepSeek-Chat, Qwen2-Turbo, and GLM-3-Turbo.

We collect all the algorithms and record the parent-offspring algorithm connections during evolutionary search. We will have one graph for each run for fitness landscape analysis.

B. Metrics

The following metrics were employed to evaluate the features and characteristics of the graph:

- **Density**: This metric quantifies the density of connections in a graph, defined as the ratio of the number of edges to the maximum possible number of edges. It ranges from 0 (no edges) to 1 (fully connected graph). Density provides insights into the sparsity or compactness of the network, with higher values indicating greater connectivity.
- **Average Degree**: The average degree represents the mean number of edges per node in the graph. It is computed by summing the degrees of all nodes and dividing by the total number of nodes. This metric reflects the overall connectivity of the graph, where a higher average degree signifies a more interconnected network.

- **Clustering Coefficient**: This metric captures the tendency of nodes to form tightly-knit clusters. It is defined as the ratio of the number of triangles (closed triplets) to the number of possible triplets in the graph. The clustering coefficient ranges from 0 (no clustering) to 1 (fully clustered), indicating the presence of local community structures within the network.

C. Landscape on Different Tasks

In this section, we illustrate and analyze the fitness landscapes across different algorithm design tasks. Figure 3 illustrates the 2D and 3D visualizations of the fitness landscapes for five distinct tasks. In the 3D visualizations, the z-axis represents fitness values, where smaller (darker) values indicate better performance. The red node denotes the algorithm with the lowest fitness value. Figure 4 shows the probability distribution of algorithm fitness values, which are normalized to the range [0, 1].

Based on the results, we make the following observations:

- The fitness landscapes are highly multimodal and rugged, particularly in heuristic design tasks for combinatorial optimization problems. These landscapes typically contain numerous local optima with similar fitness values.
- The fitness landscapes vary significantly across tasks. In heuristic design tasks, many algorithms are concentrated in the low-fitness region. This is evident in the distribution plots, where approximately 80% of the algorithms fall

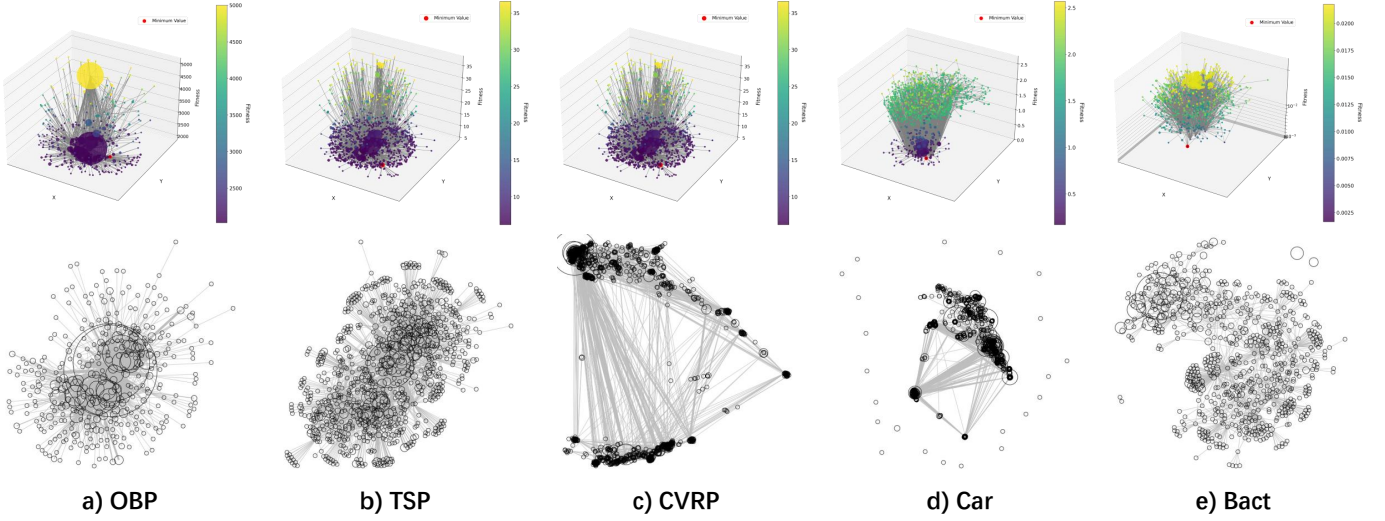


Fig. 3. The 2D and 3D fitness landscapes for five algorithm design tasks: Online Bin Packing (OBP), Traveling Salesman Problem (TSP), Capacitated Vehicle Routing Problem (CVRP), Mountain Car (Car), and Bacterial Growth (Bact).

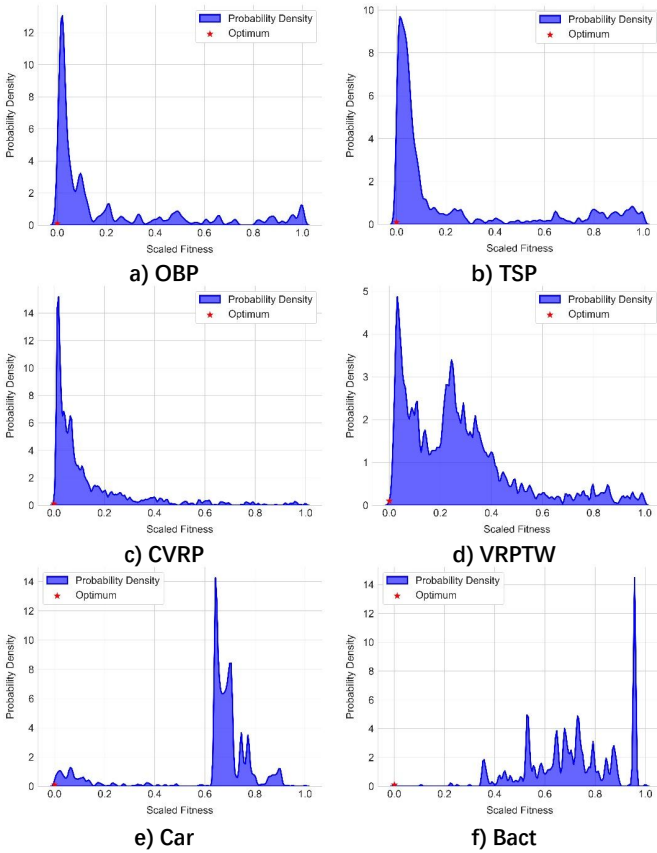


Fig. 4. The scaled probability distribution of fitness values across six tasks.

within the lowest 20% of fitness values. The Vehicle Routing Problem with Time Windows (VRPTW) exhibits a slightly different distribution, likely due to the additional complexity introduced by time window constraints, making it more challenging to reach elite (low-fitness) algorithms.

- The Mountain Car task displays a bimodal distribution, with most algorithms having poor fitness values and a small subset reaching the lowest end. Notably, there is a conspicuous absence of algorithms in the middle range of the fitness distribution.
- In contrast to the other tasks, the optimal algorithm is exceptionally difficult to achieve in symbolic regression tasks. Here, 98% of the algorithms exhibit significantly higher objective values and are far from the optimal. This can be attributed to the nature of symbolic regression, where even minor mutations in functions or their parameters often lead to substantial changes in performance.

D. Landscape using Different LLMs

In this section, we discuss the landscapes generated by different LLMs when applied to heuristic search tasks, specifically the Traveling Salesman Problem (TSP). The key metrics used for evaluation include graph density, average degree, and clustering coefficient, as summarized in Table I. Additionally, the visualizations of these landscapes, shown in Figure 5, provide qualitative insights into the structural differences.

The metrics in Table I reveal significant variability in the structural properties of the solution landscapes generated by different LLMs. GLM-3-Turbo demonstrated the highest graph density (0.00223) and clustering coefficient (0.02282), indicating a highly interconnected and locally-focused exploration of the solution space. In contrast, DeepSeek-Chat produced the sparsest landscape (density = 0.00069) with the lowest average degree (2.15053) and clustering coefficient (0.00180), reflecting a more targeted and globally-oriented search strategy that minimizes redundant transitions. Qwen-Turbo, with the highest average degree (4.76190), exhibited broader exploration of neighboring solutions, while other models like GPT-3.5-Turbo and GPT-4o-Mini displayed intermediate behaviours, balancing local refinement and global exploration. These differences highlight distinct trade-offs in exploration strategies across the LLMs.

The graph visualizations in Figure 5 provide qualitative insights into the structural differences of the solution landscapes generated by the LLMs. Qwen-Turbo and GLM-3-Turbo produced densely connected landscapes with high clustering, indicating intensive local exploration that may enhance solution refinement but risks overfitting to local optima. GPT-3.5-Turbo and GPT-4o-Mini displayed moderately dense landscapes, balancing local and global exploration, making them adaptable to diverse problem settings. DeepSeek-V3 exhibited a sparser, elongated structure, reflecting a shift toward broader global exploration at the expense of local refinement. Notably, DeepSeek-Chat generated the sparsest and least clustered landscape, aligning with its metrics to suggest a highly targeted global search strategy, optimized for avoiding redundancy and focusing on promising regions of the search space.

The results highlight a trade-off between local and global search strategies across the LLMs, with models like GLM-3-Turbo and Qwen-Turbo favoring dense, clustered landscapes that excel in local refinement but risk getting trapped in local optima. In contrast, DeepSeek-Chat adopts a sparse, globally connected search strategy, making it effective for escaping local optima but potentially limiting its ability to refine solutions within specific regions. GPT-3.5-Turbo and GPT-4o-Mini demonstrate a hybrid approach, balancing local and global exploration, which may enhance their robustness across diverse problem instances. These structural differences have practical implications for LLM-driven heuristic search, where dense, clustered landscapes are ideal for tasks requiring intensive local optimization, while sparse, global landscapes are better suited for problems demanding broader exploration. The choice of LLM should therefore align with the specific demands of the task, considering the trade-offs between local and global search capabilities.

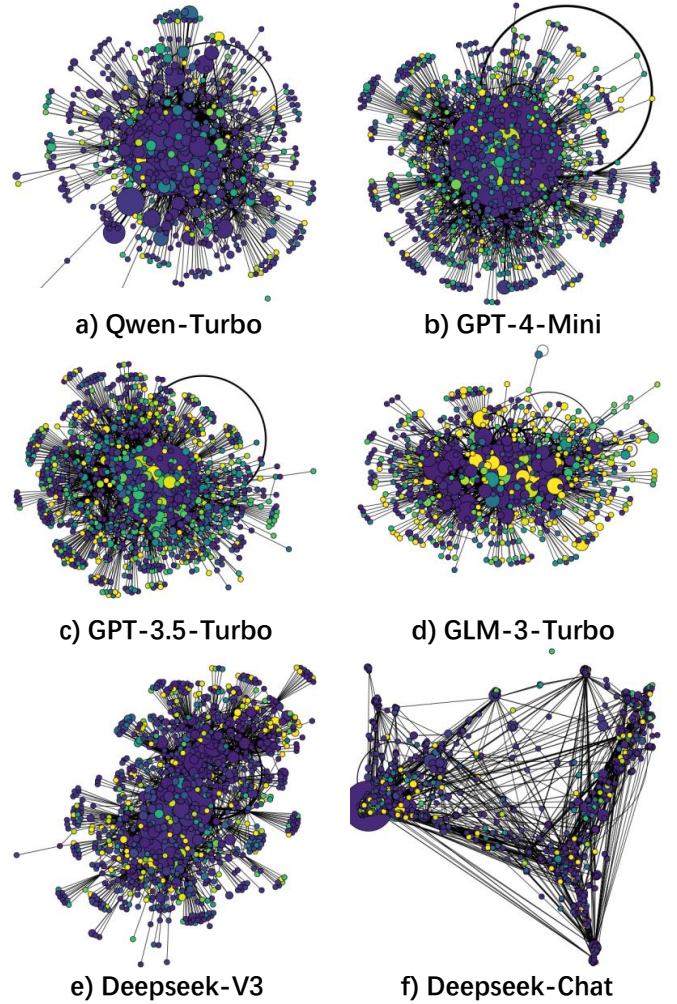


Fig. 5. The 2D fitness landscapes of TSP using different LLMs

TABLE I
METRICS USING DIFFERENT LLMs ON TSP

LLM	Density	Degree	Clustering Coef.
GLM-3-Turbo	0.00223	4.04754	0.02282
Qwen-Turbo	0.00213	4.76190	0.00769
GPT-3.5-Turbo	0.00110	2.79492	0.00409
GPT-4o-Mini	0.00135	3.63397	0.00626
DeepSeek-V3	0.00114	2.91158	0.00533
DeepSeek-Chat	0.00069	2.15053	0.00180

E. Landscape using Different Population Sizes

In this section, we present the experimental results of landscape exploration using the DeepSeek-V3 model applied to the TSP task. The visualizations in Figure 6 provide insights into the structural dynamics of the search space as the population size varies. Both 3D and 2D representations are used to illustrate the distribution of candidates (nodes) and their interactions (edges), with edges weighted above 1 highlighted in orange to emphasize significant connections. Overall, smaller population sizes (e.g., 2 and 5) focus on local exploitation due to limited exploration, while larger sizes (e.g., 10 and 50) enable broader exploration, uncovering diverse solutions and revealing the landscape’s inherent complexity with multiple unexplored peaks.

Figure 7 depicts the hierarchical tree structure, rooted at the highlighted optimal algorithm node. From this source, reachable vertices are identified via outward traversal, forming a subgraph of connected components. The tree is rendered in a hierarchical layout, with the root node and edges stylized for clarity (e.g., the optimal node is emphasized). Trees constructed with larger population sizes exhibit deeper hierarchies and more extensive branching, promoting greater diversity and improved exploration capabilities.

V. DISCUSSION

A. Landscape Features of LLM-assisted Algorithm Search

We identify several key landscape features of the LLM-assisted algorithm search:

- **Multi-modal Landscape:** The search landscape exhibits a multi-modal nature, characterized by the presence of multiple approximated local optima. This feature highlights the complexity of the optimization problem, as the search process must navigate through numerous potential solutions rather than converging to a single global optimum.

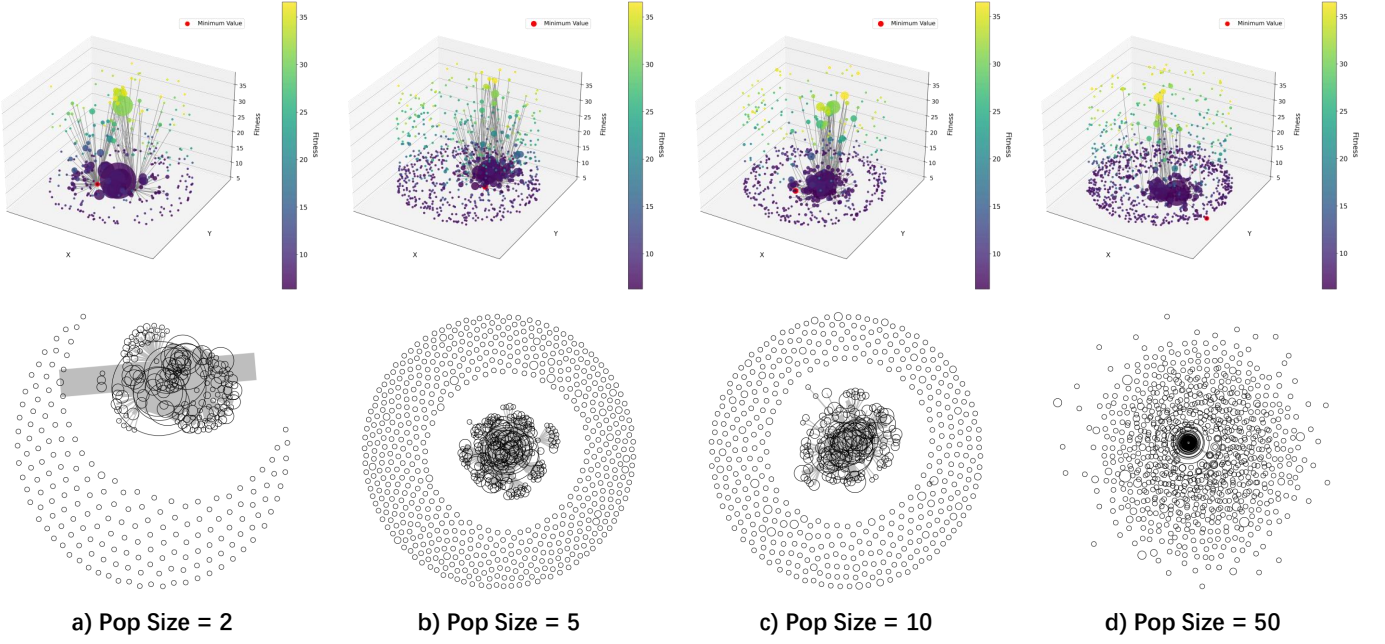


Fig. 6. Visualization of landscapes with varying population sizes using the DeepSeek-V3 model on the TSP task. Each population size is depicted through both 3D and 2D representations, where candidate nodes denote distinct candidates within the population. To emphasize significant interactions, only edges with weights greater than 1 are displayed, indicating strong connections and frequent transactions between the connected nodes.

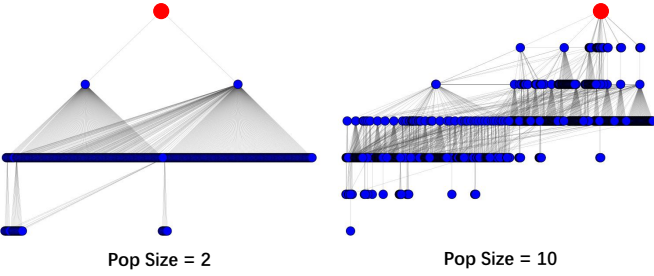


Fig. 7. To construct a tree from a graph matrix and a source node, a weighted graph is first generated from the adjacency matrix, excluding self-loops. Reachable vertices from the source node are identified via outward traversal, and a subgraph is created from these vertices. The tree is visualized using a hierarchical layout rooted at the source node, with nodes and edges styled for clarity (e.g., source node highlighted).

- **Absence of Funnel Structure:** The landscape lacks a distinct funnel shape, which is often observed in many combinatorial optimization problems. This absence can be attributed to the inherent randomness in LLM-driven heuristic generation and the lack of formulated restrictions or guiding principles. As a result, the search process does not naturally converge toward a single optimal region but instead explores diverse areas of the solution space.
- **Low Connectivity:** The graph representation of the search landscape demonstrates low connectivity, as evidenced by the low average degree and sparsity of connections. This feature suggests that the search process operates in a fragmented manner, with limited interactions between nodes (solutions). Such low connectivity may impact the efficiency of information exchange and

the propagation of beneficial traits across the population.

B. Understanding the Behaviour of Different Search Methods

- **Evolutionary Search** is particularly well-suited for navigating the multi-modal landscape of LLM-driven algorithm search [2], [3], [5]. Its population-based approach allows for parallel exploration of multiple regions in the solution space, which is crucial for escaping local optima and discovering diverse solutions. However, the low connectivity of the landscape may hinder the search efficient, as the evolutionary process relies on the exchange of genetic material between candidates.
- **Neighborhood Search** operates by iteratively exploring the vicinity of a current solution, making it effective in exploiting local regions of the landscape. In the context of LLM-driven search, neighborhood search can be beneficial for refining solutions within a specific modality. However, its local focus may limit its ability to traverse the fragmented landscape and escape local optima, especially given the absence of a funnel structure. Therefore, on the one hand, how to define the neighborhood in the algorithm (language/code) search space is significant. On the other hand, hybrid approaches that combine neighborhood search with global exploration mechanisms, such as random restarts, occasional long jumps or Tabu search, can improve their effectiveness in this setting.
- **Gradient-based Search** relies on the assumption of smooth and differentiable objective functions, which is often not the case in LLM-driven algorithm search due to the discrete and combinatorial nature of the problem. The multi-modal landscape of LAS further complicates the application of gradient-based methods, as they are prone

to getting stuck in local optima. Additionally, the lack of a funnel structure means that gradient information may not reliably guide the search toward better regions. In scenarios where gradient information (or meaningful gradient approximation) is available, hybrid methods that integrate gradient-based optimization with global search heuristics can be more effective. While there are some attempts to tackle gradient-based text/code search by mapping text to a continuous space [30] or using text gradients [31]. Their focus has primarily been on general prompt and code tasks, while the effectiveness on algorithm search remains to be further explored.

VI. CONCLUSION

In this paper, we study the fitness landscape of LLM-assisted automated Algorithm Search (LAS) using a graph-based approach. We try to advance our understanding of LLM-assisted algorithm search, offering practical guidance for improving search frameworks and paving the way for more efficient and effective automated algorithm design. Through extensive experiments on six diverse algorithm design tasks and six commonly used LLMs, we uncovered several key insights.

- The fitness landscapes of LLM-driven algorithm search are multimodal and rugged, particularly in heuristic design tasks for combinatorial optimization problems. These landscapes exhibit numerous local optima with similar fitness values, making the search process challenging.
- The structural properties of the landscape vary significantly across tasks and LLMs. For instance, heuristic design tasks often concentrate algorithms in low-fitness regions, while symbolic regression tasks show a stark contrast with most algorithms far from optimal.
- The choice of LLM and search framework settings, such as population size, profoundly impacts the exploration-exploitation trade-off, with larger populations enabling broader exploration.

Future research could explore the algorithm similarity metrics, investigate the role of different search frameworks in shaping the landscape, and extend this analysis to a broader range of tasks and LLMs. Additionally, developing theoretical frameworks to model the dynamics of LLM-driven search landscapes could provide deeper insights into their behaviour and optimization potential.

REFERENCES

- [1] F. Liu, X. Tong, M. Yuan, and Q. Zhang, "Algorithm evolution using large language model," *arXiv preprint arXiv:2311.15249*, 2023.
- [2] F. Liu, T. Xialiang, M. Yuan, X. Lin, F. Luo, Z. Wang, Z. Lu, and Q. Zhang, "Evolution of heuristics: Towards efficient automatic algorithm design using large language model," in *Forty-first International Conference on Machine Learning*, 2024.
- [3] B. Romera-Paredes, M. Barekatin, A. Novikov, M. Balog, M. P. Kumar, E. Dupont, F. J. Ruiz, J. S. Ellenberg, P. Wang, O. Fawzi *et al.*, "Mathematical discoveries from program search with large language models," *Nature*, vol. 625, no. 7995, pp. 468–475, 2024.
- [4] H. Ye, J. Wang, Z. Cao, and G. Song, "Reevo: Large language models as hyper-heuristics with reflective evolution," *arXiv preprint arXiv:2402.01145*, 2024.
- [5] N. van Stein and T. Bäck, "Llamea: A large language model evolutionary algorithm for automatically generating metaheuristics," *IEEE Transactions on Evolutionary Computation*, 2024.
- [6] T. Bömer, N. Koltermann, M. Disselnmeyer, L. Dörr, and A. Meyer, "Leveraging large language models to develop heuristics for emerging optimization problems," *arXiv preprint arXiv:2503.03350*, 2025.
- [7] F. Liu, Y. Yao, P. Guo, Z. Yang, X. Lin, X. Tong, M. Yuan, Z. Lu, Z. Wang, and Q. Zhang, "A systematic survey on large language models for algorithm design," *arXiv preprint arXiv:2410.14716*, 2024.
- [8] R. Zhang, F. Liu, X. Lin, Z. Wang, Z. Lu, and Q. Zhang, "Understanding the importance of evolutionary search in automated heuristic design with large language models," in *International Conference on Parallel Problem Solving from Nature*. Springer, 2024, pp. 185–202.
- [9] Z. Allen-Zhu and Y. Li, "Physics of language models: Part 3.1, knowledge storage and extraction," *arXiv preprint arXiv:2309.14316*, 2023.
- [10] K. M. Malan and A. P. Engelbrecht, "A survey of techniques for characterising fitness landscapes and some possible ways forward," *Information Sciences*, vol. 241, pp. 148–163, 2013.
- [11] F. Zou, D. Chen, H. Liu, S. Cao, X. Ji, and Y. Zhang, "A survey of fitness landscape analysis for optimization," *Neurocomputing*, vol. 503, pp. 129–139, 2022.
- [12] G. Ochoa, S. Verel, F. Daolio, and M. Tomassini, "Local optima networks: A new model of combinatorial fitness landscapes," *Recent advances in the theory and application of fitness landscapes*, pp. 233–262, 2014.
- [13] Z. Huang, Y. Mei, F. Zhang, M. Zhang, and W. Banzhaf, "Fitness landscape optimization makes stochastic symbolic search by genetic programming easier," *IEEE Transactions on Evolutionary Computation*, 2025.
- [14] N. M. Rodrigues, K. M. Malan, G. Ochoa, L. Vanneschi, and S. Silva, "Fitness landscape analysis of convolutional neural network architectures for image classification," *Information Sciences*, vol. 609, pp. 711–726, 2022.
- [15] R. de Winter, F. X. Long, A. Thomaser, T. H. Bäck, N. van Stein, and A. V. Kononova, "Landscape analysis based vs. domain-specific optimization for engineering design applications: A clear case," in *2024 IEEE Conference on Artificial Intelligence (CAI)*. IEEE, 2024, pp. 776–781.
- [16] N. van Stein, A. V. Kononova, L. Kotthoff, and T. Bäck, "Code evolution graphs: Understanding large language model driven design of algorithms," *arXiv preprint arXiv:2503.16668*, 2025.
- [17] T. Stützle and M. López-Ibáñez, "Automated design of metaheuristic algorithms," in *Handbook of metaheuristics*. Springer, 2018, pp. 541–579.
- [18] N. Pillay and R. Qu, *Automated Design of Machine Learning and Search Algorithms*. Springer, 2021.
- [19] Z. Ma, H. Guo, Y.-J. Gong, J. Zhang, and K. C. Tan, "Toward automated algorithm design: A survey and practical guide to meta-black-box-optimization," *arXiv preprint arXiv:2411.00625*, 2024.
- [20] P. Kerschke, H. H. Hoos, F. Neumann, and H. Trautmann, "Automated algorithm selection: Survey and perspectives," *Evolutionary computation*, vol. 27, no. 1, pp. 3–45, 2019.
- [21] W. B. Langdon and R. Poli, *Foundations of genetic programming*. Springer Science & Business Media, 2013.
- [22] Y. Mei, Q. Chen, A. Lensen, B. Xue, and M. Zhang, "Explainable artificial intelligence by genetic programming: A survey," *IEEE Transactions on Evolutionary Computation*, vol. 27, no. 3, pp. 621–641, 2022.
- [23] F. Zhang, Y. Mei, S. Nguyen, and M. Zhang, "Survey on genetic programming and machine learning techniques for heuristic design in job shop scheduling," *IEEE Transactions on Evolutionary Computation*, 2023.
- [24] E. Hemberg, S. Moskal, and U.-M. O'Reilly, "Evolving code with a large language model," *Genetic Programming and Evolvable Machines*, vol. 25, no. 2, p. 21, 2024.
- [25] P. F. Stadler, "Fitness landscapes," in *Biological evolution and statistical physics*. Springer, 2002, pp. 183–204.
- [26] K. E. Kinnear, "Fitness landscapes and difficulty in genetic programming," in *Proceedings of the First IEEE Conference on Evolutionary Computation. IEEE World Congress on Computational Intelligence*. IEEE, 1994, pp. 142–147.
- [27] F. Liu, R. Zhang, Z. Xie, R. Sun, K. Li, X. Lin, Z. Wang, Z. Lu, and Q. Zhang, "Llm4ad: A platform for algorithm design with large language model," *arXiv preprint arXiv:2412.17287*, 2024.
- [28] G. Brockman, "Openai gym," *arXiv preprint arXiv:1606.01540*, 2016.
- [29] P. Shojaei, K. Meidani, S. Gupta, A. B. Farimani, and C. K. Reddy, "LLM-SR: Scientific equation discovery via programming with large language models," in *The Thirteenth International*

Conference on Learning Representations, 2025. [Online]. Available: <https://openreview.net/forum?id=m2nmp8P5in>

- [30] Z. Guo, M. Liu, Z. Ji, J. Bai, Y. Guo, and W. Zuo, “Two optimizers are better than one: Llm catalyst empowers gradient-based optimization for prompt tuning,” *arXiv preprint arXiv:2405.19732*, 2024.
- [31] M. Yuksekgonul, F. Bianchi, J. Boen, S. Liu, P. Lu, Z. Huang, C. Guestrin, and J. Zou, “Optimizing generative ai by backpropagating language model feedback,” *Nature*, vol. 639, no. 8055, pp. 609–616, 2025.