

Proximal Inference on Population Intervention Indirect Effect

Yang Bai¹, Yifan Cui^{2*}, and Baoluo Sun^{1*}

¹ Department of Statistics and Data Science, National University of Singapore

² School of Management & Center for Data Science, Zhejiang University

Abstract

The population intervention indirect effect (PIIE) is a novel mediation effect representing the indirect component of the population intervention effect. Unlike traditional mediation measures, such as the natural indirect effect, the PIIE holds particular relevance in observational studies involving unethical exposures, when hypothetical interventions that impose harmful exposures are inappropriate. Although prior research has identified PIIE under unmeasured confounders between exposure and outcome, it has not fully addressed the confounding that affects the mediator. This study extends the PIIE identification to settings where unmeasured confounders influence exposure-outcome, exposure-mediator, and mediator-outcome relationships. Specifically, we leverage observed covariates as proxy variables for unmeasured confounders, constructing three proximal identification frameworks. Additionally, we characterize the semiparametric efficiency bound and develop multiply robust and locally efficient estimators. To handle high-dimensional nuisance parameters, we propose a debiased machine learning approach that achieves \sqrt{n} -consistency and asymptotic normality to estimate the true PIIE values, even when the machine learning estimators for the nuisance functions do not converge at \sqrt{n} -rate. In simulations, our estimators demonstrate higher confidence interval coverage rates than conventional methods across various model misspecifications. In a real data application, our approaches reveal an indirect effect of alcohol consumption on depression risk mediated by depersonalization symptoms.

*Co-corresponding authors: Yifan Cui, School of Management & Center for Data Science, Zhejiang University, Hangzhou, China; E-mail: cuiyf@zju.edu.cn. Baoluo Sun, Department of Statistics and Data Science, National University of Singapore, Singapore; E-mail: stasb@nus.edu.sg

Keywords: *Population Intervention Indirect Effect; Unmeasured Confounding; Proximal Causal Inference; Debiased machine learning; Alcohol Consumption; Depersonalization; Depression.*

1 Introduction

Alcohol-related problems and major depression are widespread in primary care settings, and there is extensive research examining the effects of alcohol consumption on depression risk (Schuckit, 1994; Sullivan et al., 2005; Boden and Fergusson, 2011). Additionally, experiments have shown that depersonalization symptoms can arise as a reaction to alcohol consumption (Raimo et al., 1999), and they are increasingly recognized as a significant prognostic factor in the course of depression (Michal et al., 2024). Despite these findings, little research has explored the mediating role of depersonalization symptoms in the causal pathway from alcohol consumption to depression. In this paper, we propose a methodological framework to evaluate the indirect effect of alcohol consumption on depression, with depersonalization acting as a mediator. To ground our analysis, we use data from a cross-sectional survey conducted during the COVID-19 pandemic by Domínguez-Espinosa et al. (2023) as a running example.

In observational studies, the population average causal effect (ACE) and the natural indirect effect (NIE) are the most commonly used measures of total and mediation effects, respectively, to compare the outcomes of different intervention policies. For instance, in our running example, these two measures compare the depression outcomes between individuals engaging in hazardous versus non-hazardous alcohol consumption. However, clinical practice imposes ethical constraints, as healthcare professionals would not prescribe harmful levels of alcohol consumption. As a result, hypothetical interventions involving dangerous exposure levels are unrealistic. To address this situation with potentially harmful exposure, Hubbard and Van der Laan (2008) propose the population intervention effect (PIE), which contrasts outcomes between the natural population and a hypothetical population where no one is exposed to the harmful exposure level. Building on this idea, Fulcher et al. (2020) decompose the PIE into the population intervention

indirect effect (PIIE) and population intervention direct effect (PIIE). The PIIE specifically captures the expected change in outcome when the mediator behaves as if exposure were changed from no exposure to its natural level, while the exposure itself remains at its natural level.

To reliably infer the PIIE, traditional approaches depend on the strong randomization assumption (Hubbard and Van der Laan, 2008) that researchers can collect a set of observed covariates adequately capturing all sources of confounding in the exposure-outcome, mediator-outcome, and exposure-mediator associations. However, in many practical settings, the underlying confounding mechanisms are often unmeasured such that they can rarely be learned with certainty from observed covariates. Recent work has begun addressing unmeasured confounding in PIIE estimation. Fulcher et al. (2020) propose a generalized front-door formula to address unmeasured confounding in the exposure-outcome relationship, assuming, however, that no unmeasured confounders exist within the exposure-mediator or mediator-outcome associations. Notably, it is prevalent to leverage observed covariates as proxies for unmeasured variables to mitigate confounding bias in observational studies (Miao et al., 2018a; Tchetgen Tchetgen et al., 2020; Cui et al., 2023; Qi et al., 2024). While Ghassami et al. (2024) extend the identification of PIIE by employing the proxies for the mediator to handle a special case in which the mediator variable is unobservable, they still assume that unmeasured confounders do not directly affect the mediator.

However, in real-world scenarios, it is often infeasible to directly manipulate the mediator, and one can rarely rule out unmeasured confounders which directly influence the mediator. In the running example, unmeasured personal characteristics likely confound the relationships between alcohol consumption, depersonalization symptoms, and depression status. To overcome the latent confounding in the mediator of interest, Dukes et al. (2023) leverage the proxies for unmeasured confounders and develop methods for inferring NIE. Park et al. (2024) conceptualize exposure as a combination of two deterministic components and propose a proximal causal inference method for conditional separable effects. Nevertheless, the challenge of inferring PIIE under general unmeasured confounding for the exposure-outcome, mediator-outcome, and exposure-mediator relations remains unsolved.

In this paper, we develop a comprehensive mediation inference framework for estimating the PIIE and PIDE in the presence of general unmeasured confounders that simultaneously affect the exposure, mediator, and outcome. Our approach leverages observed covariates as proxies for unmeasured confounders to address the complexity of this confounding mechanism. Specifically, we employ two outcome confounding bridge functions (Miao et al., 2018a) and two treatment confounding bridge functions (Cui et al., 2023) to establish three distinct nonparametric identification frameworks for PIIE. In addition, we characterize the semiparametric efficiency bound for our identification approach under a semiparametric model for the observed data distribution. To reduce sensitivity to model misspecification, we employ the semiparametric efficient influence function to develop a class of multiply robust estimators. These estimators are consistent as long as two of the confounding bridge functions are correctly specified, offering robustness even if some models are misspecified. Besides, when all working models are correctly specified, our estimators achieve local efficiency by attaining the semiparametric efficiency bound. A notable advantage of using multiply robust estimators based on the efficient influence function is that their second-order bias properties permit slower convergence rates for the estimation of nuisance parameters (Chernozhukov et al., 2018; Kennedy, 2024; Li et al., 2024). This flexibility enables the effective incorporation of modern machine learning techniques for estimating nuisances, even in high-dimensional settings where the machine learning methods for estimating bridge functions may not converge at the parametric \sqrt{n} -rate. We show theoretically that by applying a debiased machine learning approach (Chernozhukov et al., 2018) based on our proposed efficient influence function in conjunction with a cross-fitting procedure (Schick, 1986; Chernozhukov et al., 2018; Ghassami et al., 2024), \sqrt{n} -consistency and asymptotic normality can still be achieved in such a complex setting.

We validate our approaches through comprehensive simulation studies, demonstrating the robustness and efficiency in various settings. Furthermore, we apply our proposed semiparametric methods to the real-world dataset from Domínguez-Espinosa et al. (2023) in our running example, estimating the PIIE of alcohol consumption level on depression, mediated by deper-

sonalization symptoms. Our analysis indicates that higher levels of alcohol consumption would indirectly elevate the depression risk, with depersonalization symptoms serving as a significant mediator. Our approaches accommodate both continuous and discrete mediator variables. To our knowledge, this is the first work for estimating the PIIE and PIDE under a complex unmeasured confounding mechanism across all relevant causal pathways.

2 Nonparametric identification using proxy variables

2.1 Preliminaries

We consider a setting where the goal is to analyze the indirect effect of a binary exposure, $A \in \{0, 1\}$, on an outcome Y , mediated by an intermediate variable $M \in \mathcal{S}$. Let $M(a)$ represent the counterfactual mediator had the exposure been set to $A = a$, and $Y(a) = Y(a, M(a))$ the potential outcome we would have observed if, possibly contrary to the fact, A had been assigned to the level a . Importantly, we suppose the exposure of interest possesses a potentially harmful arm; for instance, in our running example, $A = 1$ represents alcohol consumption at a dangerous level. This raises particular interest in comparing the current observational population with a hypothetical population in which nobody consumes alcohol at hazardous levels. To address such scenarios, [Hubbard and Van der Laan \(2008\)](#) introduce the population intervention effect under the non-harmful level $A = 0$:

$$PIE = \mathbb{E}[Y - Y(0)],$$

which contrasts the natural population’s mean outcome with that of a hypothetical population unexposed to the harmful condition. In clinical trials aiming to emulate target results, PIE can also be used to compare average potential outcomes under anticipated exposure patterns pre- and post-intervention ([Rogawski McQuade et al., 2022](#)). Formally, [Fulcher et al. \(2020\)](#) decompose

the PIE under the non-exposure condition $A = 0$ as follows:

$$\begin{aligned} \mathbb{E}[Y - Y(0)] &= \mathbb{E}[Y(A, M(A)) - Y(0, M(0))] \\ &= \underbrace{\mathbb{E}[Y(A, M(A)) - Y(A, M(0))]}_{\text{Population Intervention Indirect Effect (PIIE)}} + \underbrace{\mathbb{E}[Y(A, M(0)) - Y(0, M(0))]}_{\text{Population Intervention Direct Effect (PIDE)}}. \end{aligned} \quad (1)$$

The PIIE captures the indirect effect of A on Y propagated along the $A \rightarrow M \rightarrow Y$ pathway and only requires an intervention of $A = 0$ on the mediator, while it does not require an intervention of A on potential outcomes for Y . This type of indirect effect describes the extent to which an intermediate variable mediates the effect of exposure under an intervention that holds the component of exposure directly affecting the outcome at its observed level. Note that the first term of PIIE, $\mathbb{E}(Y) = \mathbb{E}[Y(A, M(A))]$, is nonparametrically identifiable, and semiparametric proximal inference for $\mathbb{E}[Y(0)] = \mathbb{E}[Y(0, M(0))]$ is described by [Cui et al. \(2023\)](#). This paper focuses on the mediation functional $\psi = \mathbb{E}[Y(A, M(0))]$.

Let (U, V) represent unmeasured, potentially vector-valued confounders, where U is a common cause of $\{A, M, Y\}$, and V is a common cause of $\{A, Y\}$. To identify ψ with access to a measured, potentially vector-valued covariate L , [Fulcher et al. \(2020\)](#) invoke the following conditions:

$$\begin{aligned} \text{M1 : } & (1) \text{ If } A = a, \text{ then } M(a) = M \text{ w.p.1,} \\ & (2) \text{ If } A = a, \text{ then } Y(a) = Y \text{ w.p.1,} \\ & (3) \text{ If } A = a \text{ and } M = m, \text{ then } Y(a, m) = Y \text{ w.p.1;} \\ \text{M2 : } & M(a) \perp\!\!\!\perp A | L \quad \forall a \in \{0, 1\}; \\ \text{M3 : } & Y(a, m) \perp\!\!\!\perp M(a^*) | A = a, L \quad \forall a, a^* \in \{0, 1\}, m \in \mathcal{S}. \end{aligned}$$

It is worth noting that their model only accommodates the unmeasured confounder V but assumes the absence of U , ensuring that L captures all confounding in the $A - M$ and $M - Y$ relationships. Under conditions M1-M3, [Fulcher et al. \(2020\)](#) elaborate that the mediation functional $\psi = \mathbb{E}[Y(A, M(0))]$ is identified by the *generalized front-door formula*:

$$\psi = \iiint \mathbb{E}[Y | A = a, M = m, L = l] dF(m | A = 0, l) dF(a | l) dF(l), \quad (2)$$

named for its generalization to *Pearl's front-door formula* (Pearl, 2009) which identifies counterfactual means under different conditions. Figure 1(a) illustrates conditions M1-M3 under the Nonparametric Structural Equation Model with Independent Errors (NPSEM-IE) interpretation of the causal diagram (Robins, 1986; Pearl, 2009).

While the generalized front-door formula (2) identifies ψ , it assumes no unmeasured confounding in the $A - M$ and $M - Y$ relationships. However, unmeasured confounders often directly affect the mediator in practical applications. Particularly, the mediator variable in our running example, depersonalization symptoms may be directly influenced by unmeasured confounders. Figure 1(b) illustrates a scenario where the conditional exchangeability assumption M2 and the cross-world assumption M3 are violated due to the presence of a generic unmeasured confounder U , a common cause of $\{A, M, Y\}$. Under such a complicated confounding mechanism, the generalized front-door formula (2) for identifying PIIE no longer holds.

To address this issue, we posit the following standard assumptions for identifying ψ in the presence of unmeasured confounders (U, V). Consistent with notations in the proximal causal inference context, suppose the measured covariate has been decomposed into three components $L = (X, W, Z)$.

Assumption 1. (*Consistency*):

1. $M(a) = M$ almost surely for those with $A = a$.
2. $Y(a, m) = Y$ almost surely for those with $A = a$ and $M = m$.

Assumption 2. (*Positivity*):

1. $f_{M|A,U,X}(m|A, U, X) > 0$ almost surely for all $m \in \mathcal{S}$.
2. $\mathbb{P}(A = a|U, X) > 0$ almost surely for $a = 0, 1$.

Assumption 3. (*Latent conditional exchangeability*):

$$M(a) \perp\!\!\!\perp A|U, X \text{ for } a = 0, 1.$$

Assumption 4. (*Latent cross-world assumption*):

$$Y(a, m) \perp\!\!\!\perp M(a^*) | A = a, U, X \text{ for } a, a^* = 0, 1 \text{ and each } m \in \mathcal{S}.$$

Assumptions 1-4 relax the restrictions imposed by the generalized front-door criterion (Fulcher et al., 2020), in the sense that our model further accommodates the presence of an unmeasured confounder U directly affecting $\{A, M, Y\}$. In contrast to the proximal mediation analysis (Dukes et al., 2023) which targets the NIE, Assumptions 3-4 state that the unobserved variable U suffices to account for all unmeasured confounding in the $M - Y$ and $A - M$ relationships, while allowing for partial unmeasured confounding in the $A - Y$ relationship that U does not fully capture. Additionally, the latent cross-world assumption 4 applies within subgroups $A = a$ for $a = \{0, 1\}$. Figure 1(b) encodes a directed acyclic graph (DAG) that demonstrates Assumptions 1-4 under the NPSEM-IE interpretation of the causal diagram.

2.2 Proxy variables

We postulate that certain components of the observed covariates $L = (X, Z, W)$ are sufficient to mitigate the confounding bias, where Z and W are adequate to serve as proxy variables for the unmeasured confounder U . Specifically, X comprises variables that may be common causes of the exposure, mediator, and outcome; the exposure-inducing confounding proxies Z are potential causes of the exposure, which are related to the mediator and outcome only through A, X , and U ; and the outcome-inducing confounding proxies W are potential causes of the outcome, which are related to the exposure, mediator, and W only through X and U . The following assumptions formalize the use of Z and W as proxy variables to account for the unmeasured confounding due to U ; note that Z and W are not required to capture the component of unmeasured confounding in the exposure-outcome relationship due to V .

Assumption 5. (*Exposure and outcome inducing proxies*):

1. $Z \perp\!\!\!\perp Y(a, m) | A, M(a), U, X$ for $a = 0, 1$ and each $m \in \mathcal{S}$.
2. $Z \perp\!\!\!\perp M(a) | A, U, X$ for $a = 0, 1$.

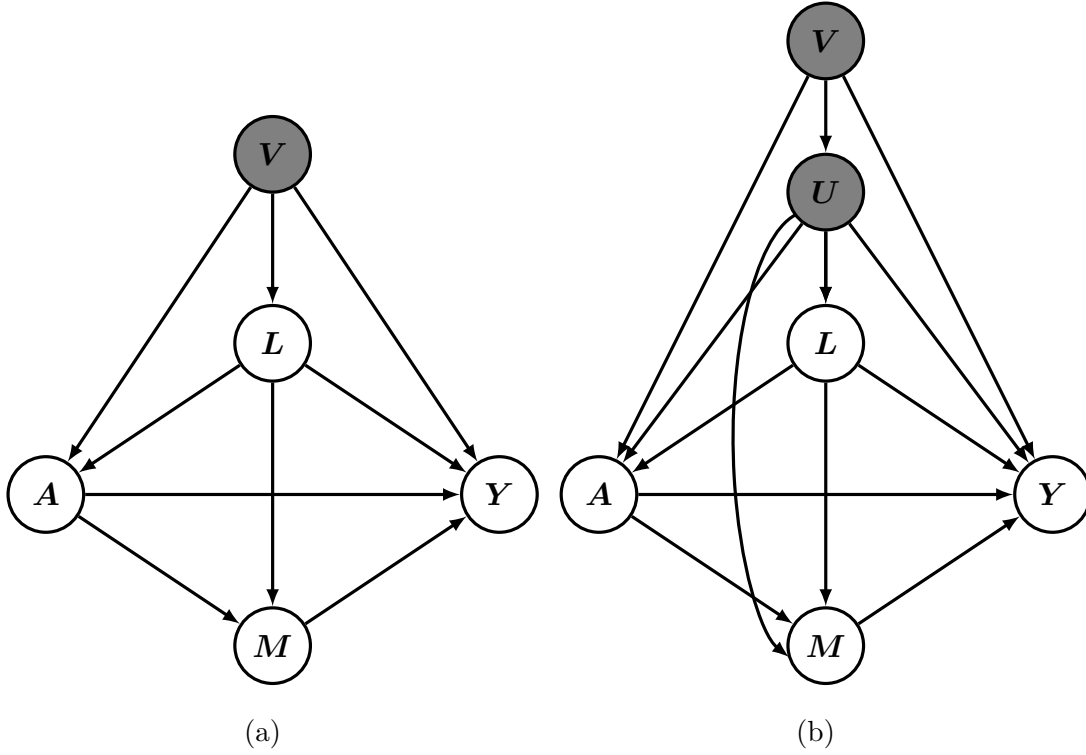


Figure 1: (a) a DAG from [Fulcher et al. \(2020\)](#) in the presence of an unmeasured confounder V . (b) a general DAG in our model, illustrating direct and indirect effects of A on Y in the presence of unmeasured confounders U and V . Here, U is a common cause of $\{A, M, Y\}$, while V is a common cause of $\{A, Y\}$. Gray vertices represent unmeasured variables.

3. $W \perp\!\!\!\perp M(a)|U, X$ for $a = 0, 1$.

4. $W \perp\!\!\!\perp (A, Z)|M(a), U, X$ for $a = 0, 1$.

Figure 2 provides a graphical illustration for this generic proximal mediation model defined by Assumptions 1-5. In this diagram, V represents an unmeasured, potentially vector-valued confounder affecting the $A - Y$ relation, but it does not directly affect M . Assumption 5 establishes the formal criteria for using Z and W as proxy variables to account for U , while they are not necessarily intended to account for V . Specifically, Assumption 5 essentially requires that A and M have no direct effect on W and that Z does not directly affect M or Y . In addition, Z

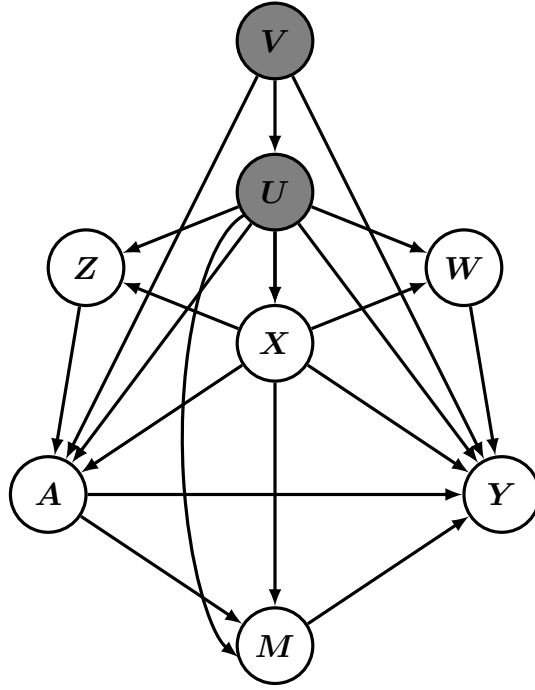


Figure 2: a DAG representing the general proximal mediation model with unmeasured confounders U and V . Proxy variables Z and W are sufficient to account only for the confounding imposed by U . Gray vertices indicate unobserved variables.

and W are assumed to be related only through their common measured and unmeasured causes X and U .

2.3 Strategy I: outcome-inducing confounding bridge

To identify ψ , and thus the population intervention indirect effect, we begin by imposing a completeness condition that leverages Z .

Assumption 6. (*Completeness*):

For any square-integrable function $g(u)$, if $\mathbb{E}[g(U)|Z = z, A = 0, X = x] = 0$ for any z and x almost surely, then $g(U) = 0$ almost surely.

Completeness is a technical condition linked to sufficiency in statistical inference and is critical for identification in nonparametric regression with instrumental variables ([Newey and Powell](#),

2003). In our setting, Assumption 6 connects the range of U to that of Z , ensuring that any variation in U is fully captured by the corresponding variation in Z when $A = 0$ and X are fixed. This requires Z to exhibit sufficient variability relative to U , given A, M , and X . For the case of categorical U and Z with number of categories $\#_u$ and $\#_z$, respectively, Assumption 6 implies $\#_z \geq \#_u$, meaning that proxies must have at least as many categories as the unmeasured confounders. For continuously distributed confounders, completeness holds under many common distributions. Suppose that the distribution of U given $Z, A = 0$, and X is absolutely continuous, with density

$$f(u|Z = z, A = 0, X = x) = s(u) \exp \{ \eta(z, x)^T t(u) - \alpha(z, x) \}, \quad (3)$$

where $s(u) > 0$, $t(u)$ is a one-to-one function of u , and the support of $\eta(z, x)$ is an open set; then the completeness assumption 6 holds (Newey and Powell, 2003). Notably, model (3) represents the exponential family with parameters z and x . The justifications for completeness have also been discussed for location-scale families (Hu and Shiu, 2018), as well as nonparametric instrumental regression models (D'Haultfoeulle, 2011; Darolles et al., 2011). Thus, measuring a comprehensive set of proxy variables offers a potential strategy to control for unmeasured confounding by U .

Identification of the mediation functional in proximal causal inference requires confounding bridge functions (Miao et al., 2018b; Dukes et al., 2023), which we must ensure can be identified from the observed data. We are now in a position to present our first identification result.

Theorem 2.1. *Suppose that there exist the following outcome confounding bridge functions $h_1(w, m, a, x)$ and $h_0(w, a, x)$ that satisfy*

$$\mathbb{E}(Y|Z, A, M, X) = \int h_1(w, M, A, X) dF(w|Z, A, M, X), \quad (4)$$

$$\mathbb{E}[h_1(W, M, a, X)|Z, A = 0, X] = \int h_0(w, a, X) dF(w|Z, A = 0, X), \quad (5)$$

for any $a = 0, 1$. Then under Assumptions 1-6, it follows that

$$\mathbb{E}(Y|U, A, M, X) = \int h_1(w, M, A, X) dF(w|U, A, M, X), \quad (6)$$

$$\mathbb{E}[h_1(W, M, a, X)|U, A = 0, X] = \int h_0(w, a, X) dF(w|U, A = 0, X), \quad (7)$$

for any $a = 0, 1$, and furthermore that $\psi = \mathbb{E}[Y(A, M(0))]$ is identified as

$$\psi = \iint h_0(w, a, x) dF(w, a|x) dF(x). \quad (8)$$

The proof of this result, along with the proofs of subsequent results, is provided in the supplementary material. The constraints on confounding bridge functions in Equations (4) and (5) correspond to solving inverse problems known as Fredholm integral equations of the first kind. For conditions that guarantee the existence of solutions to these equations, see Miao et al. (2018a) and Cui et al. (2023). Unlike Assumptions 1 and 3-6, the requirement that Equations (4) and (5) admit solutions is potentially empirically verifiable. We refer to the identification in Equation (8) as the *proximal population intervention mediation formula*, since the outcome confounding bridge functions h_1 and h_0 account for variation in the exposure A , leading to an expectation that involves A . This property aligns with the intrinsic meaning of ψ , which represents the counterfactual outcome under an intervention that sets the exposure A at its population level while the mediator M at the value it would have under $A = 0$. By contrast, the proximal mediation formula proposed in (Dukes et al., 2023) for identifying the natural indirect effect does not incorporate the population-level expectation over A .

Notably, the proximal population intervention mediation formula extends the generalized front-door formula of (Fulcher et al., 2020) to settings where confounders affecting the mediator-outcome and exposure-mediator relationships may be unmeasured. Similar to the proximal g-formula in Tchetgen Tchetgen et al. (2020), our identification is expressed in terms of nested bridge functions. Although inference on indirect effects generally requires assessing the pathway from exposure to mediator and mediator interventions, ψ can be identified without additional proxy variables. Nevertheless, compared with the proximal identification of the average causal

effect (Miao et al., 2018a; Cui et al., 2023), our approach imposes extra restrictions on the exposure- and outcome-inducing proxies Z and W , specifically by disallowing any direct causal effect of Z or W on the mediator M .

2.4 Strategy II: exposure-inducing confounding bridge

In this section, instead of imposing completeness that leverages Z and the existence of outcome-inducing confounding bridge functions, we establish another proximal identification result that relies on different completeness conditions that leverages W and the existence of exposure-inducing confounding bridge functions (Cui et al., 2023; Dukes et al., 2023).

Assumption 7. (*Completeness*)

1. For any function $g(u)$, if $\mathbb{E}[g(U)|W = w, A = 1, M = m, X = x] = 0$ for any w, m and x almost surely, then $g(U) = 0$ almost surely.
2. For any function $g(u)$, if $\mathbb{E}[g(U)|W = w, A = 0, X = x] = 0$ for any w and x almost surely, then $g(U) = 0$ almost surely.

Assumption 7 essentially ensures that W possesses sufficient variability relative to U , conditional on $A = 1, M$, and X , or on $A = 0$ and X .

Theorem 2.2. Suppose that there exist the following exposure confounding bridge functions $q_0(z, x)$ and $q_1(z, m, x)$ that satisfy

$$\frac{f(A = 1|W, X)}{f(A = 0|W, X)} = \mathbb{E}[q_0(Z, X)|W, A = 0, X], \quad (9)$$

$$\mathbb{E}[q_0(Z, X)|W, A = 0, M, X] \frac{f(A = 0|W, M, X)}{f(A = 1|W, M, X)} = \mathbb{E}[q_1(Z, M, X)|W, A = 1, M, X]. \quad (10)$$

Under Assumptions 1-5 and 7, we have that

$$\frac{f(A = 1|U, X)}{f(A = 0|U, X)} = \mathbb{E}[q_0(Z, X)|U, A = 0, X], \quad (11)$$

$$\mathbb{E}[q_0(Z, X)|U, A = 0, M, X] \frac{f(A = 0|U, M, X)}{f(A = 1|U, M, X)} = \mathbb{E}[q_1(Z, M, X)|U, A = 1, M, X]. \quad (12)$$

Furthermore, $\psi = \mathbb{E}[Y(A, M(0))]$ is identified as

$$\psi = \mathbb{E}[I(A = 1)Yq_1(Z, M, X) + I(A = 0)Y]. \quad (13)$$

In the following proposition, we present that the exposure confounding bridge functions q_0 and q_1 satisfy specific conditional moment equations, which form the basis for constructing estimators for bridge functions.

Proposition 2.1. *The function $q_0(z, x)$ satisfies Equation (9) if and only if it solves the following integral equation:*

$$\mathbb{E}[(1 - A)q_0(Z, X) - A|W, X] = 0. \quad (14)$$

Similarly, the function $q_1(Z, M, X)$ satisfies Equation (10) if and only if it solves the following integral equation:

$$\mathbb{E}[Aq_1(Z, M, X) - (1 - A)q_0(Z, X)|W, M, X] = 0. \quad (15)$$

2.5 Strategy III: hybrid confounding bridges

We have established two proximal identification results: one relying on two nested outcome-inducing confounding bridge functions and the other on two nested exposure-inducing confounding bridge functions. In this section, we propose a hybrid approach for identification that combines an outcome-inducing confounding bridge function with an exposure-inducing confounding bridge function.

Theorem 2.3. *Suppose that there exists the outcome confounding bridge function $h_1(w, m, a, x)$ that solves Equation (4) and exposure confounding bridge function $q_0(z, x)$ that solves Equation (9). Under Assumptions 1-6 and 7.2, it follows that Equations (6) and (12) hold. Furthermore, $\psi = \mathbb{E}[Y(A, M(0))]$ is identified by*

$$\psi = \mathbb{E}[I(A = 0)q_0(Z, X)h_1(W, M, 1, X) + I(A = 1)h_1(W, M, 0, X)]. \quad (16)$$

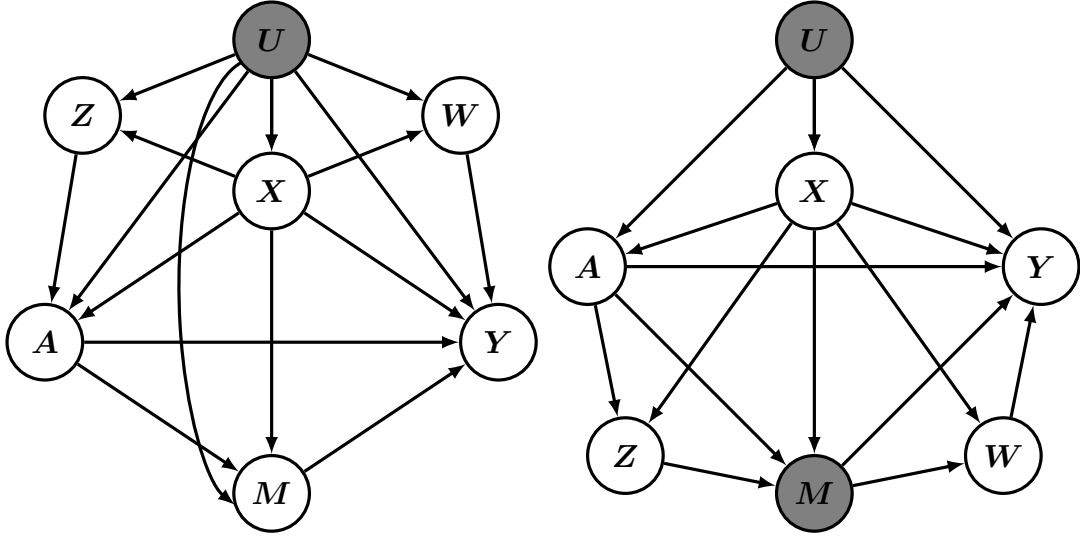
In summary, we develop three different proximal methods to identify the mediation functional ψ , and hence the population intervention indirect effect, by employing pairs of confounding bridge functions. The first strategy (Theorem 2.1) relies on two nested outcome-inducing confounding bridge functions, h_1 and h_0 ; the second (Theorem 2.2) relies on two nested exposure-inducing confounding bridge functions, q_0 and q_1 ; and the third (Theorem 2.3) adopts a hybrid approach, combining h_1 with q_0 . These complementary approaches offer enhanced flexibility for addressing complex unmeasured confounding mechanisms and provide robust tools for causal inference in challenging mediation settings.

3 Comparison with [Dukes et al. \(2023\)](#) and [Ghassami et al. \(2024\)](#)

In this paper, we examine the mediating role of M in the causal pathway between exposure A and outcome Y . Although both the natural indirect effect (NIE) and the population intervention indirect effect (PIIE) serve as measures of indirect impact, the PIIE is particularly relevant in policy evaluations involving potentially harmful exposures, as in our running example to assess the indirect effect of alcohol consumption on depression. In Section 2 and the following, we consider a comprehensive model that accommodates the direct effect of A on Y and allows for unmeasured confounding in the $A - Y$, $A - M$, and $M - Y$ relationships. Consequently, neither Pearl’s front-door criterion ([Pearl, 2009](#)) nor the generalized front-door formula ([Fulcher et al., 2020](#)) are applicable. Recent studies ([Dukes et al., 2023](#); [Ghassami et al., 2024](#)) have developed methods that leverage proxy variables to mitigate confounding bias in mediation analysis.

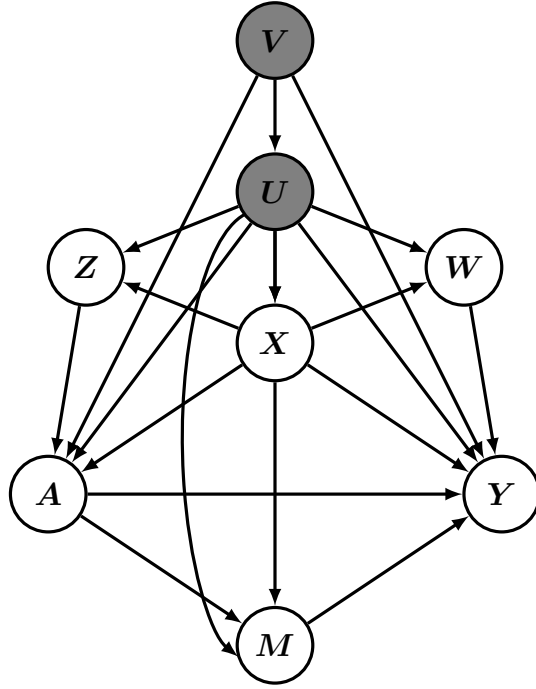
[Dukes et al. \(2023\)](#) consider the decomposition of the average causal effect (ACE) as follows:

$$\begin{aligned} \mathbb{E}[Y(1) - Y(0)] &= \mathbb{E}[Y(1, M(1)) - Y(0, M(0))] \\ &= \underbrace{\mathbb{E}[Y(1, M(1)) - Y(1, M(0))]}_{\text{Natural Indirect Effect (NIE)}} + \underbrace{\mathbb{E}[Y(1, M(0)) - Y(0, M(0))]}_{\text{Natural Direct Effect (NDE)}}, \end{aligned}$$



(a) proxies Z and W for U

(b) proxies Z and W for M



(c) proxies Z and W for U

Figure 3: (a) a DAG consistent with the model assumptions in [Dukes et al. \(2023\)](#); (b) a DAG consistent with the model assumptions with an unobserved mediator M in [Ghassami et al. \(2024\)](#); (c) a DAG consistent with our proposed model assumptions. Gray vertices represent the unobserved variables.

and focus on the estimation of NIE. Their approach relies on access to proxy variables for the whole confounding mechanism, that is, they assume that proxies Z and W account for the unmeasured confounder U with an extra latent conditional exchangeability assumption $Y(a, m) \perp\!\!\!\perp A|U, X$ (see Figure 3(a)). In contrast, we consider the decomposition of PIE described in Equation (1) and develop causal inference for the PIIE. Besides, our inference only requires access to proxy variables for a part of the confounding mechanism. In other words, our approach accommodates an additional unmeasured confounder V affecting the $A - Y$ relationship, for which is not necessarily accounted by proxies Z and W (see Figure 3(c)).

Ghassami et al. (2024) consider a special setup where the mediator M is unobservable, and they assume that the unobserved mediator is unaffected by unmeasured confounders directly. In this case, they have access to proxy variables for the hidden mediator rather than for the unmeasured confounding mechanism (see Figure 3(b)), to establish the identification of both NIE and PIIE. Conversely, our approach considers the typical mediation model with an observed mediator M and relaxes assumptions on the unmeasured confounding mechanism, extending the model to allow for the unmeasured confounding in both the $A - M$ and $A - Y$ relationships (see Figure 3(c)).

4 Semiparametric inference

4.1 Semiparametric efficiency bound

In this section, we consider the inference for ψ under the semiparametric model \mathcal{M}_{sp} which places no restriction on the observed data distribution other than the existence (but not necessarily uniqueness) of outcome confounding bridge functions h_1 and h_0 that solve Equations (4) and (5). Note that the assumed existence of confounding bridge functions places restrictions on the tangent space, we can obtain the semiparametric efficiency bound for estimating ψ under \mathcal{M}_{sp} with additional regularity conditions. Let $T_1 : L_2(W, M, A, X) \rightarrow L_2(Z, A, M, X)$ denote the conditional expectation operator given by $T_1(g) = \mathbb{E}[g(W, M, A, X)|Z, A, M, X]$, and $T_0 :$

$L_2(W, M, X) \rightarrow L_2(Z, A = 0, X)$ given by $T_0(g) = \mathbb{E}[g(W, M, X)|Z, A = 0, X]$.

Assumption 8. (*Regularity condition*) *At the true data generating mechanism, T_1 and T_0 are surjective.*

As noted in [Ying et al. \(2023\)](#), Assumption 8 relies on the functions in $L_2(W, M, A, X)$ and $L_2(W, M, X)$ being sufficiently rich such that any element in $L_2(Z, A, M, X)$ and $L_2(Z, A = 0, X)$ can be generated via the conditional expectation operators T_1 and T_0 , respectively. Consequently, we establish the efficiency bound for estimating ψ in Theorem 4.1, which is distinct from the efficiency bound for the mediation functional considered by [Dukes et al. \(2023\)](#).

Theorem 4.1. *Assume that there exist confounding bridge functions h_1 and h_0 at all data generating laws belonging to the semiparametric model \mathcal{M}_{sp} . In addition, suppose that at the true data generating law there exist confounding bridge functions q_0 and q_1 which solve Equations (9) and (10), and that Assumption 6 holds. Then,*

$$\begin{aligned} EIF_\psi = & I(A = 0)q_0(Z, X) [h_1(W, M, 1, X) - h_0(W, 1, X)] + I(A = 0) [h_1(W, M, 0, X) - h_0(W, 0, X)] \\ & + [I(A = 1)q_1(Z, M, X) + I(A = 0)] [Y - h_1(W, M, A, X)] + h_0(W, A, X) - \psi \end{aligned}$$

is a valid influence function for estimating ψ under \mathcal{M}_{sp} . Furthermore, it is the efficient influence function at the submodel where Assumption 8 holds and all confounding bridge functions are unique, and the corresponding efficiency bound is given by $\mathbb{E}(IF_\psi^2)$.

4.2 Multiply robust and locally efficient estimation

We demonstrate that an estimator for ψ , derived using the efficient influence function characterized in Theorem 4.1, exhibits multiple robustness. This robustness ensures that the estimator remains consistent if a specific subset of bridge functions is correctly specified. Notably, achieving a consistent estimator does not necessitate identifying which bridge functions are correctly specified and which are misspecified. More concretely, consider the following semiparametric models

that impose parametric restrictions on different components of the observed data distribution while allowing the rest of the distribution to remain unrestricted:

$\mathcal{M}_1 : h_1(W, M, A, X)$ and $h_0(W, A, X)$ are correctly specified and suppose Assumptions 1-6 hold;
 $\mathcal{M}_2 : h_1(W, M, A, X)$ and $q_0(Z, X)$ are correctly specified and suppose Assumptions 1-6 and 7.2 hold;
 $\mathcal{M}_3 : q_1(Z, M, X)$ and $q_0(Z, X)$ are correctly specified and suppose Assumptions 1-5 and 7 hold.

Here, $\mathcal{M}_1, \mathcal{M}_2$ and \mathcal{M}_3 are all defined as submodels of \mathcal{M}_{sp} . The established strategy will rely on models for bridge functions h_1, h_0, q_1 and q_0 , but we will show that only one of $\mathcal{M}_1, \mathcal{M}_2$ and \mathcal{M}_3 needs to hold to ensure consistent estimation of ψ , without necessarily knowing which one is satisfied.

We first consider obtaining inference in the submodels $\mathcal{M}_1, \mathcal{M}_2$ and \mathcal{M}_3 . Let $h_1(W, M, A, X; \beta_1)$ and $h_0(W, A, X; \beta_0)$ denote models for outcome confounding bridge functions $h_1(W, M, A, X)$ and $h_0(W, A, X)$, respectively, indexed by finite-dimensional parameters β_1 and β_0 . Likewise, $q_1(Z, M, X; \gamma_1)$ and $q_0(Z, X; \gamma_0)$ represent models for exposure confounding bridge functions $q_1(Z, M, X)$ and $q_0(Z, X)$, respectively, indexed by finite-dimensional parameters γ_1 and γ_0 . Notice that bridge functions satisfy specific integral equations, it follows from Equations (4), (5), (14), and (15) that estimates $\hat{\beta}_1$ and $\hat{\beta}_0$ and $\hat{\gamma}_0$ can be obtained as the solutions to their corresponding estimating equations:

$$\sum_{i=1}^n [Y_i - h_1(W_i, M_i, A_i, X_i; \beta_1)] c_1(Z_i, M_i, A_i, X_i) = 0, \quad (17)$$

$$\sum_{i=1}^n (1 - A_i) [h_1(W_i, M_i, a, X_i; \beta_1) - h_0(W_i, a, X_i; \beta_0)] c_{0a}(Z_i, X_i) = 0, \text{ for } a = 0, 1, \quad (18)$$

$$\sum_{i=1}^n [(1 - A_i) q_0(Z_i, X_i; \gamma_0) - A_i] d_0(W_i, X_i) = 0, \quad (19)$$

$$\sum_{i=1}^n [A_i q_1(Z_i, M_i, X_i; \gamma_1) - (1 - A_i) q_0(Z_i, X_i; \gamma_0)] d_1(W_i, M_i, X_i) = 0, \quad (20)$$

where Equations (17) and (18) are solved sequentially, as are Equations (19) and (20). Importantly, the functions $c_1(Z, M, A, X)$, $d_0(W, X)$, and $d_1(W, M, X)$ are each of the same dimension

as their respective parameters β_1 , γ_0 , and γ_1 . Note that β_0 can be partitioned into $\beta_0 = (\beta_{01}, \beta_{00})$, allowing $h_0(W_i, A_i, X_i; \beta_0)$ to be expressed as $h_0(W_i, A_i, X_i; \beta_0) = Ah_0(W_i, 1, X_i; \beta_{01}) + (1 - A)h_0(W_i, 0, X_i; \beta_{00})$. Consequently, $c_{0a}(Z, X)$ is likewise of the same dimension as β_{0a} for $a = 0, 1$. Interestingly, Equations (9) and (10) seem to suggest that estimating γ_0 and γ_1 would require the postulation of models for $\frac{f(A=1|W, X)}{f(A=0|W, X)}$ and $\frac{f(A=0|W, M, X)}{f(A=1|W, M, X)}$, whereas Proposition 2.1 indicates that this is not the case. The efficient choices of $c_1(Z, M, A, X)$, $c_{0a}(Z, X)$ and $d_0(W, X)$ are implied by results in the Appendix of Cui et al. (2023). Note that the resulting efficiency gain compared to using the choices $c_1(Z, M, A, X) = (1, Z^T, M, A, X^T)^T$, $c_{0a}(Z, X) = (1, Z^T, X^T)^T$ and $d_0(W, X) = (1, W^T, X^T)^T$ is likely to be modest in most scenarios (Stephens et al., 2014), we do not consider locally efficient estimation of the nuisance parameters $\beta_1, \beta_0, \gamma_1$ and γ_0 any further. In addition, Theorem 3.2 of Dukes et al. (2023) suggests an estimation strategy for γ_1 ; namely, after obtaining $\hat{\gamma}_0$ as previously described, one can obtain estimate $\hat{\gamma}_1$ of γ_1 as the solution to Equation (20) with the choice $d_1(W, M, X) = (1, W^T, M, X^T)^T$.

Once we have strategies for estimating nuisance parameters $\beta_1, \beta_0, \gamma_1$ and γ_0 indexing the bridge functions, one can construct the proximal outcome regression (P-OR), proximal hybrid (P-hybrid) and proximal IPW (P-IPW) estimators of ψ as follows:

$$\begin{aligned}\hat{\psi}_{P-OR} &= \frac{1}{n} \sum_{i=1}^n h_0(W_i, A_i, X_i; \hat{\beta}_0), \\ \hat{\psi}_{P-hybrid} &= \frac{1}{n} \sum_{i=1}^n \left[(1 - A_i)q_0(Z_i, X_i; \hat{\gamma}_0)h_1(W_i, M_i, 1, X_i; \hat{\beta}_1) + (1 - A_i)h_1(W_i, M_i, 0, X_i; \hat{\beta}_1) \right], \\ \hat{\psi}_{P-IPW} &= \frac{1}{n} \sum_{i=1}^n [A_i q_1(Z_i, M_i, X_i; \hat{\gamma}_1)Y_i + (1 - A_i)Y_i].\end{aligned}$$

Besides, $\hat{\psi}_{P-OR}$ is a consistent and asymptotically normal (CAN) estimator under the semiparametric model \mathcal{M}_1 , $\hat{\psi}_{P-hybrid}$ is CAN under model \mathcal{M}_2 , and $\hat{\psi}_{P-IPW}$ is CAN under model \mathcal{M}_3 . Developing a proximal multiply robust (P-MR) estimator of ψ , which enables the relaxation of parametric modeling assumptions and attains the semiparametric efficiency bound locally, is therefore of great interest.

Theorem 4.2. *Under standard regularity conditions given in Appendix B of [Robins et al. \(1994\)](#),*

$$\begin{aligned}\hat{\psi}_{P-MR} = \frac{1}{n} \sum_{i=1}^n \Big\{ & (1 - A_i) q_0(Z_i, X_i; \hat{\gamma}_0) \left[h_1(W_i, M_i, 1, X_i; \hat{\beta}_1) - h_0(W_i, 1, X_i; \hat{\beta}_0) \right] \\ & + (1 - A_i) \left[h_1(W_i, M_i, 0, X_i; \hat{\beta}_1) - h_0(W_i, 0, X_i; \hat{\beta}_0) \right] \\ & + [A_i q_1(Z_i, M_i, X_i; \hat{\gamma}_1) + 1 - A_i] \left[Y_i - h_1(W_i, M_i, A_i, X_i; \hat{\beta}_1) \right] + h_0(W_i, A_i, X_i; \hat{\beta}_0) \Big\}\end{aligned}$$

is a CAN estimator of ψ under the semiparametric union model $\mathcal{M}_{union} = \mathcal{M}_1 \cup \mathcal{M}_2 \cup \mathcal{M}_3$.

Furthermore, $\hat{\psi}_{P-MR}$ is semiparametric locally efficient in \mathcal{M}_{sp} at the intersection submodel $\mathcal{M}_{int} = \mathcal{M}_1 \cap \mathcal{M}_2 \cap \mathcal{M}_3$ where Assumption 8 also holds.

Qualitatively, $\hat{\psi}_{P-MR}$ can be interpreted as sequentially addressing biases in the estimation of ψ . It begins by sequentially estimating $h_1(W, M, A, X; \beta_1)$ and $h_0(W, A, X; \beta_0)$ to construct $\hat{\psi}_{P-OR}$; next, it corrects for biases in h_0 evaluated at $a = 0, 1$ by applying $\hat{\psi}_{P-hybrid}$ to the regression residuals $h_1(W, M, 1, X; \hat{\beta}_1) - h_0(W, 1, X; \hat{\beta}_0)$ and $h_1(W, M, 0, X; \hat{\beta}_1) - h_0(W, 0, X; \hat{\beta}_0)$; finally, it addresses biases in h_1 by applying $\hat{\psi}_{P-IPW}$ to the regression residual $Y - h_1(W, M, A, X; \hat{\beta}_1)$. Statistically, P-MR not only inherits the robustness properties of P-OR, P-hybrid, and P-IPW, but also improves upon them by leveraging the strengths of P-hybrid and P-IPW to mitigate errors in P-OR, and vice versa.

5 Debiased machine learning for proximal mediation inference

We have proposed a semiparametric multiply robust estimator, $\hat{\psi}_{P-MR}$, constructed using the efficient influence function for the target parameter, which initially relies on parametric estimation of intermediate nuisance functions. In this section, we extend our methodology to a more flexible framework that accommodates nonparametric estimation of nuisance functions. A key advantage of the multiply robust estimation based on the efficient influence function is its ability to seamlessly integrate modern machine learning techniques to handle high-dimensional nuisance

parameters or functions, such as the confounding bridge functions h_1 , h_0 , q_1 , and q_0 , even when these nuisance estimators converge at rates slower than the standard \sqrt{n} -rate (Chernozhukov et al., 2018; Kennedy, 2024; Li et al., 2024). Notably, applying our proposed proximal multiply robust estimator $\hat{\psi}_{P-MR}$ within the debiased machine learning framework (Chernozhukov et al., 2018) offers substantial gains in both efficiency and robustness.

In high-dimension or highly complex settings, regularized machine learning approaches—such as lasso, ridge regression, boosting, or penalized neural networks—are often necessary for estimating nuisance functions. Regularization mitigates variance inflation but can also introduce bias into nuisance estimators. For instance, the convergence rate of the machine learning estimator \hat{h}_1 to h_1 in the root mean squared error sense is typically $n^{-\tau_{h_1}}$ with $\tau_{h_1} < \frac{1}{2}$, which may prevent the naive plug-in estimator from achieving \sqrt{n} -consistency for ψ . We will expound that our proposed proximal multiply robust estimation method can be adapted to debiased machine learning, ensuring \sqrt{n} -consistency even if the machine learning estimators of nuisance functions do not converge at the \sqrt{n} -rate in high-dimensional settings.

A fundamental property underpinning the validity of debiased machine learning is orthogonality, which ensures that the estimator for the parameter of interest remains robust to biases in nuisance function estimation. The estimator $\hat{\psi}_{P-MR}$, as defined in Theorem 4.2, satisfies the estimation equation for ψ :

$$\frac{1}{n} \sum_{i=1}^n EIF_{\psi}(\mathcal{O}_i; \psi, \hat{\zeta}) = 0, \quad (21)$$

where EIF_{ψ} is the efficient influence function given in Theorem 4.1, \mathcal{O} denotes the observed data $\mathcal{O} = (Y, W, Z, A, M, X)$, and $\hat{\zeta}$ represents the estimator of nuisance bridge functions $\zeta = (h_1, h_0, q_1, q_0)$. Notably, the sensitivity of this estimating equation to errors in ζ is limited, as the Gateaux derivative with respect to ζ vanishes at the true nuisance functions $\zeta = (h_1, h_0, q_1, q_0)$. Using the notation from Chernozhukov et al. (2018), the orthogonality condition can be expressed as:

$$\partial_{\zeta} \mathbb{E} \{EIF_{\psi}(\mathcal{O}_i; \psi, \zeta)\} [\zeta^{\#} - \zeta] = 0, \quad \forall \zeta^{\#} \in \mathcal{T}_{\zeta}.$$

where \mathcal{T}_ζ represents the space of feasible nuisance function realizations. Specifically,

$$\mathbb{E} \left\{ \frac{\partial EIF_\psi(\mathcal{O}; \psi, \zeta)}{\partial h_1} (h_1^\# - h_1) \right\} = \mathbb{E} \left\{ [(1 - A)q_0 - Aq_1] [h_1^\#(W, M, 1, X) - h_1(W, M, 1, X)] \right\} = 0, \quad (22)$$

$$\mathbb{E} \left\{ \frac{\partial EIF_\psi(\mathcal{O}; \psi, \zeta)}{\partial h_0} (h_0^\# - h_0) \right\} = \mathbb{E} \left\{ [A - (1 - A)q_0] [h_0^\#(W, 1, X) - h_0(W, 1, X)] \right\} = 0, \quad (23)$$

$$\mathbb{E} \left\{ \frac{\partial EIF_\psi(\mathcal{O}; \psi, \zeta)}{\partial q_1} (q_1^\# - q_1) \right\} = \mathbb{E} \left\{ A(Y - h_1)(q_1^\# - q_1) \right\} = 0, \quad (24)$$

$$\mathbb{E} \left\{ \frac{\partial EIF_\psi(\mathcal{O}; \psi, \zeta)}{\partial q_0} (q_0^\# - q_0) \right\} = \mathbb{E} \left\{ (1 - A)[h_1(W, M, 1, X) - h_0(W, 1, X)](q_0^\# - q_0) \right\} = 0, \quad (25)$$

for any possible bridge function realizations $(h_1^\#, h_0^\#, q_1^\#, q_0^\#)$, as long as $h_1^\# \in L_2(W, M, A, X)$, $h_0^\# \in L_2(W, A, X)$, $q_1^\# \in L_2(Z, M, X)$, and $q_0^\# \in L_2(Z, X)$. The conditions (22)-(25) are implied by integral equations (4), (5), (14), and (15). This property, referred to as *Neyman orthogonality* (Neyman, 1959, 1979), ensures that the estimator remains insensitive to small perturbations in nuisance function estimation. Consequently, noisy estimates of nuisance functions can be used without strongly violating the moment condition of estimating equation (21).

Beyond orthogonality, sample splitting plays a crucial role in mitigating bias due to overfitting, thereby ensuring the \sqrt{n} -consistency and asymptotic normality of debiased machine learning estimators. To clarify, suppose we randomly split the samples into two disjoint subsets: a main set of size m with observations indexed by $i \in I$, and an auxiliary set of size $n - m$ with observations indexed by $i \in I^c$. The nuisance estimators $\hat{\zeta} = (\hat{h}_1, \hat{h}_0, \hat{q}_1, \hat{q}_0)$ are obtained using the auxiliary samples $i \in I^c$ via machine learning methods, and the final estimator $\hat{\psi}_{P-MR}$ is then constructed using the main samples $i \in I$ based on nuisance estimates $\hat{\zeta}$:

$$\begin{aligned} \frac{1}{m} \sum_{i \in I} \Big\{ & (1 - A_i) \hat{q}_0(Z_i, X_i) \left[\hat{h}_1(W_i, M_i, 1, X_i) - \hat{h}_0(W_i, 1, X_i) \right] \\ & + (1 - A_i) \left[\hat{h}_1(W_i, M_i, 0, X_i) - \hat{h}_0(W_i, 0, X_i) \right] \\ & + [A_i \hat{q}_1(Z_i, M_i, X_i) + 1 - A_i] \left[Y_i - \hat{h}_1(W_i, M_i, A_i, X_i) \right] + \hat{h}_0(W_i, A_i, X_i) \Big\}. \end{aligned}$$

Without sample splitting, model errors, such as $(1 - A_i)q_0(Z_i, X_i) - A_i q_1(Z_i, M_i, X_i)$, and estimation errors, such as $\hat{h}_1(W_i, M_i, 1, X_i) - h_1(W_i, M_i, 1, X_i)$, become generally correlated because the data \mathcal{O}_i for observation i is used in constructing the nuisance estimator \hat{h}_1 . This overfitting

issue can result in the term

$$\frac{1}{\sqrt{n}} \sum_{i=1}^n [(1 - A_i)q_0(Z_i, X_i) - A_iq_1(Z_i, M_i, X_i)] [\hat{h}_1(W_i, M_i, 1, X_i) - h_1(W_i, M_i, 1, X_i)]$$

failing to vanish asymptotically. Consequently, without sample splitting, even if \hat{h}_1 converges at a favorable rate (e.g., $n^{-\frac{1}{2}+\epsilon}$ for any $\epsilon > 0$), the final estimator may still suffer from systematic bias of \sqrt{n} -order due to overfitting, thereby compromising its statistical efficiency.

While sample splitting mitigates overfitting bias, directly partitioning the dataset reduces efficiency since each subset is only partially used for estimating nuisance functions or constructing the final estimator. To overcome this limitation, we employ the cross-fitting technique (Schick, 1986; Chernozhukov et al., 2018; Ghassami et al., 2024), which ensures that all observations contribute to both nuisance function estimation and parameter inference in separate folds. Specifically, we randomly divide the dataset into L equal parts $\{I_1, \dots, I_L\}$. For each fold $l \in \{1, \dots, L\}$, the nuisance functions are estimated using data excluding I_l , and the corresponding estimator for ψ is constructed using these nuisance estimates and the observations in I_l . The final estimator for the parameter of interest is then obtained by averaging the L fold-specific estimators. A key theoretical advantage of the cross-fitting procedure is that it relaxes the regularity conditions required for nuisance function estimation while still ensuring \sqrt{n} -consistency and asymptotic normality.

The following theorem establishes that, under mild regularity conditions, the proposed estimator remains \sqrt{n} -consistent and asymptotically normal, even when nuisance functions are estimated using machine learning methods that do not converge at the \sqrt{n} -rate. These machine learning approaches are employed to solve the integral equations (4), (5), (14), and (15), which are constructed based on conditional mean-zero terms. Before stating the theorem, we impose a regularity assumption to ensure that these mean-zero terms have finite conditional second moments.

Assumption 9. *The mean-zero terms in integral equations (4), (5), (14), and (15), possess*

bounded conditional second moments, i.e., for some constant $\eta > 0$,

$$\begin{aligned}\mathbb{E} \left[(Y - h_1(W, M, A, X))^2 \mid Z, A = 1, M, X \right] &\leq \eta, \\ \mathbb{E} \left[(h_1(W, M, 1, X) - h_0(W, 1, X))^2 \mid Z, A = 0, X \right] &\leq \eta, \\ \mathbb{E} \left[((1 - A)q_0(Z, X) - A)^2 \mid W, X \right] &\leq \eta, \\ \mathbb{E} \left[(Aq_1(Z, M, X) - (1 - A)q_0(Z, X))^2 \mid W, M, X \right] &\leq \eta.\end{aligned}$$

Theorem 5.1. Consider an L -fold random partition $\{I_l\}_{l=1}^L$ of the observation indices $\{1, 2, \dots, n\}$, such that each fold contains $m = n/L$ samples. For each fold l , construct machine learning estimators

$$\hat{\zeta}_l = \hat{\zeta}((\mathcal{O}_i)_{i \in I_l^c}) = (\hat{h}_{1_l}, \hat{h}_{0_l}, \hat{q}_{1_l}, \hat{q}_{0_l})$$

of $\zeta = (h_1, h_0, q_1, q_0)$ based on integral equations (4), (5), (14), and (15), using observations indexed by I_l^c . Let $n^{-\tau_{h_1}}$, $n^{-\tau_{h_0}}$, $n^{-\tau_{q_1}}$, and $n^{-\tau_{q_0}}$ denote the respective convergence rates of \hat{h}_{1_l} to h_1 , \hat{h}_{0_l} to h_0 , \hat{q}_{1_l} to q_1 , and \hat{q}_{0_l} to q_0 in the root mean square error sense, for some constants $\tau_{h_1}, \tau_{h_0}, \tau_{q_1}, \tau_{q_0} \geq 0$, such that

$$\tau_{h_1} + \tau_{q_1} \geq \frac{1}{2}, \quad \tau_{h_1} + \tau_{q_0} \geq \frac{1}{2}, \quad \tau_{h_0} + \tau_{q_0} \geq \frac{1}{2}. \quad (26)$$

For each l , construct the estimator

$$\begin{aligned}\check{\psi}_{(P-MR)_l} = & \frac{1}{m} \sum_{i \in I_l} \left\{ (1 - A_i) \hat{q}_{0_l}(Z_i, X_i) \left[\hat{h}_{1_l}(W_i, M_i, 1, X_i) - \hat{h}_{0_l}(W_i, 1, X_i) \right] \right. \\ & + (1 - A_i) \left[\hat{h}_{1_l}(W_i, M_i, 0, X_i) - \hat{h}_{0_l}(W_i, 0, X_i) \right] \\ & \left. + [A_i \hat{q}_{1_l}(Z_i, M_i, X_i) + 1 - A_i] \left[Y_i - \hat{h}_{1_l}(W_i, M_i, A_i, X_i) \right] + \hat{h}_{0_l}(W_i, A_i, X_i) \right\}.\end{aligned}$$

Then, under Assumption 9, the aggregated estimator

$$\check{\psi}_{P-MR} = \frac{1}{L} \sum_{l=1}^L \check{\psi}_{(P-MR)_l}$$

is a \sqrt{n} -consistent and asymptotically normal estimator of ψ , satisfying

$$\sqrt{n}(\check{\psi}_{P-MR} - \psi) = \frac{1}{\sqrt{n}} \sum_{i=1}^n EIF_{\psi}(\mathcal{O}_i; \psi, \zeta) + o_p(1).$$

A notable special case in which condition (26) holds is when $\tau_{h_1}, \tau_{h_0}, \tau_{q_1}, \tau_{q_0} = \frac{1}{4}$, implying that the estimators $\hat{h}_1, \hat{h}_0, \hat{q}_1$, and \hat{q}_0 are only required to achieve an $o\left(n^{-\frac{1}{4}}\right)$ convergence rate in the root mean square error sense. In contrast, parametric models for nuisance parameters typically attain an $O(1/\sqrt{n})$ convergence rate. Therefore, Theorem 5.1 accommodates scenarios where $\hat{h}_1, \hat{h}_0, \hat{q}_1$, and \hat{q}_0 converge at a rate significantly slower than the parametric benchmark. The $o\left(n^{-\frac{1}{4}}\right)$ convergence rate is achievable for various machine learning methods (Chen and White, 1999; Belloni and Chernozhukov, 2013; Kozbur, 2017) under appropriate structural assumptions on nuisance parameters. Notably, Kallus et al. (2021) and Ghassami et al. (2022) introduced a kernel-based estimation approach for semiparametric proximal causal inference, leveraging nonparametric adversarial learning techniques for solving conditional moment equations (Dikkala et al., 2020). In Appendix F, we extend this methodology to proximal mediation analysis, presenting a minimax learning approach for estimating bridge functions that satisfy integral equations (4), (5), (14) and (15).

6 Numerical experiments

In this section, we conduct simulation studies to compare the performance of the proposed proximal estimators under varying degrees of model misspecification. The data-generating mechanism for (Y, A, M, X, W, Z, U) largely follows the framework outlined in Dukes et al. (2023), with an important modification to enhance the direct effect of U on M . The detailed setup is summarized as follows. Specifically, X, U are generated from a multivariate normal distribution, $X, U \sim MVN((0.25, 0.25, 0)^T, \Sigma)$. Then, conditional on (X, U) , we generate A from a Bernoulli distribution with $f(A = 1|X, U) = \text{expit}(-(0.5, 0.5)^T X - 0.4U)$; $Z|A, X, U \sim$

$\mathcal{N}(0.2 - 0.52A + (0.2, 0.2)^T X - U, 1)$; $W|X, U \sim \mathcal{N}(0.3 + (0.2, 0.2)^T X - 0.6U, 1)$. Next, we generate M conditional on A, X, U such that $M|A, X, U \sim \mathcal{N}(-0.3A - (0.5, 0.5)^T X + 1.5U, 1)$. In this setup, $X = (X_1, X_2)$ and

$$\Sigma = \begin{pmatrix} \sigma_{x_1}^2 & \sigma_{x_1 x_2} & \sigma_{x_1 u} \\ \sigma_{x_1 x_2} & \sigma_{x_2}^2 & \sigma_{x_2 u} \\ \sigma_{x_1 u} & \sigma_{x_2 u} & \sigma_u^2 \end{pmatrix} = \begin{pmatrix} 0.25 & 0 & 0.05 \\ 0 & 0.25 & 0.05 \\ 0.05 & 0.05 & 1 \end{pmatrix}.$$

Finally, Y is generated from $Y = 2 + 2A + M + 2W - (1, 1)^T X - U + 2\epsilon^*$, where $\epsilon^* \sim \mathcal{N}(0, 1)$.

As shown in the supplementary material, the above data-generating mechanism is compatible with the following models for the outcome confounding bridge functions:

$$h_1(W, M, A, X; \beta_1) = \beta_{1,0} + \beta_{1,w}W + \beta_{1,m}M + \beta_{1,a}A + \beta_{1,x}^T X, \quad (27)$$

$$h_0(W, A, X; \beta_0) = \beta_{0,0} + \beta_{0,w}W + \beta_{0,a}A + \beta_{0,x}^T X, \quad (28)$$

respectively, where $\beta_{1,0} = 1.5$, $\beta_{1,w} = \frac{11}{3}$, $\beta_{1,m} = 1$, $\beta_{1,a} = 2$, $\beta_{1,x}^T = -(\frac{4}{3}, \frac{4}{3})^T$, and $\beta_{0,0} = 2.25$, $\beta_{0,w} = \frac{7}{6}$, $\beta_{0,a} = 2$, $\beta_{0,x}^T = -(\frac{4}{3}, \frac{4}{3})^T$; such that the choice of $h_1(W, M, A, X; \beta_1)$ and $h_0(W, A, X; \beta_0)$ satisfies the integral equations (4) and (5). Furthermore, the supplementary material elaborates that when A follows a Bernoulli distribution given U and X , M is normally distributed given U , A and X , and $Z \sim \mathcal{N}(\epsilon_0 + \epsilon_u U + \epsilon_a A + \epsilon_x X, \sigma_{z|u,a,x}^2)$ given U , A and X , then the choice of exposure confounding bridge functions:

$$q_0(Z, X) = \exp \{ -(\gamma_{0,0} + \gamma_{0,z}Z + \gamma_{0,x}X) \}, \quad (29)$$

$$q_1(Z, M, X) = q_0(Z, X) \exp \{ \gamma_{1,0} + \gamma_{1,z}Z + \gamma_{1,m}M + \gamma_{1,x}X \}, \quad (30)$$

satisfies the integral equations (9) and (10).

We consider four proximal mediation estimators of the population intervention indirect effect $\mathbb{E}[Y(A, M(A)) - Y(A, M(0))]$: $\hat{\mathbb{E}}(Y) - \hat{\psi}_{P-OR}$, $\hat{\mathbb{E}}(Y) - \hat{\psi}_{P-hybrid}$, $\hat{\mathbb{E}}(Y) - \hat{\psi}_{P-IPW}$, and $\hat{\mathbb{E}}(Y) - \hat{\psi}_{P-MR}$, at which $\mathbb{E}[Y(A, M(A))]$ is estimated through nonparametric imputation. Confounding bridge functions h_1 , h_0 , q_0 , and q_1 are obtained by solving the corresponding estimating equations (17), (18), (19), and (20), to yield their estimates respectively under models (27), (28), (29), and (30). We evaluate the performance of the proposed proximal estimators

	Estimator	Bias	MSE	Coverage	Length
Scenario 1	DR	−0.09	0.01	33.2%	0.15
	P-OR	−0.00	0.01	98.2%	0.37
	P-hybrid	−0.00	0.01	98.0%	0.40
	P-IPW	−0.00	0.01	95.4%	0.38
	P-MR	−0.01	0.01	96.4%	0.42
Scenario 2	DR	−0.09	0.01	33.6%	0.15
	P-OR	0.00	0.01	98.4%	0.38
	P-hybrid	0.23	0.06	9.8%	0.42
	P-IPW	0.12	0.03	46.6%	0.39
	P-MR	0.01	0.01	95.6%	0.44
Scenario 3	DR	−0.09	0.01	30.4%	0.15
	P-OR	0.09	0.02	50.8%	0.37
	P-hybrid	−0.00	0.01	97.4%	0.40
	P-IPW	−0.05	0.11	41.4%	0.39
	P-MR	0.00	0.02	95.0%	0.43
Scenario 4	DR	−0.10	0.01	28.2%	0.15
	P-OR	0.11	0.02	42.4%	0.38
	P-hybrid	0.07	0.02	72.2%	0.41
	P-IPW	0.00	0.01	95.6%	0.40
	P-MR	−0.00	0.01	95.2%	0.44

Table 1: Simulation results for estimating PIIE across Scenarios 1-4. Bias: Monte Carlo bias; MSE: mean squared error; Coverage: 95% confidence interval coverage rate; Length: average 95% confidence interval length.

across four scenarios: all bridge functions are correctly modeled (Scenario 1), q_1 and q_0 are misspecified (Scenario 2), q_1 and h_0 are misspecified (Scenario 3), and h_1 and h_0 are misspecified (Scenario 4). Model misspecifications are implemented by replacing $X = (X_1, X_2)^T$ with $X^* = \left(\sqrt{|X_1|} + 3, \sqrt{|X_2|} + 3\right)^T$ in the corresponding bridge function estimations. Additionally, we compare these four proximal estimators to a non-proximal doubly robust (DR) estimator based on the generalized front-door formula (2) proposed by [Fulcher et al. \(2020\)](#). While the DR estimator does not require estimating confounding bridge functions, it assumes no unmeasured confounders affect the mediator, limiting its validity in the presence of complicated confounders. Simulations were conducted with sample size $n = 1000$, repeated 500 times. Confidence intervals were computed using the nonparametric bootstrap method.

The simulation results are summarized in Table 1. As a benchmark, the non-proximal DR estimator demonstrates a Monte Carlo bias of -0.09 , with its 95% confidence interval covering the true values only 31.4% of the times due to the presence of the unmeasured confounder U . As anticipated, the P-OR estimator exhibits small bias and achieves nominal confidence interval coverage only in scenarios 1 and 2, where h_1 and h_0 are correctly specified. Likewise, the P-hybrid estimator achieves small bias and nominal confidence interval coverage only in scenarios 1 and 3 when h_1 and q_0 are correctly specified. In contrast, the P-IPW estimator shows small bias and nominal confidence interval coverage only in scenarios 1 and 4 provided that q_1 and q_0 are correctly specified. Notably, consistent with semiparametric theory, the multiply robust estimator P-MR maintains low bias and produces nearly nominal confidence interval coverage across all scenarios, even under varying model misspecifications. This robustness underscores the utility of the P-MR estimator in accommodating varying model misspecifications and maintaining valid inference in complex settings.

7 Data application

Alcohol-related problems and major depression are prevalent in primary care, and extensive literature has explored the impact of alcohol consumption on depression (Schuckit, 1994; Sullivan et al., 2005; Boden and Fergusson, 2011). In addition, clinical evidence suggests that symptoms of depersonalization can emerge as a reaction to alcohol ingestion (Raimo et al., 1999). Recently, Michal et al. (2024) identify depersonalization symptoms as an important and easily assessable prognostic factor for the course of depression. Given that alcohol consumption represents a potentially harmful exposure, Fulcher et al. (2020) advocate focusing on the population intervention effect rather than the average causal effect, as it may be ethically questionable to consider interventions that encourage excessive alcohol consumption. These studies motivate the development of a mediation model examining depersonalization symptoms as mediators between alcohol consumption and depression, with a specific focus on the the population intervention indirect effect.

In this section, we illustrate our proposed proximal semiparametric estimators for PIIE using data from a cross-sectional online survey conducted during the COVID-19 pandemic by Domínguez-Espinosa et al. (2023), to analyze the indirect effect of alcohol consumption level on depression mediated by depersonalization symptoms. The data includes responses from 3856 workers from various public agencies within the Mexican Health Ministry. Respondents completed a questionnaire covering demographic information (e.g., age and gender) and psychological scales assessing alcohol consumption, depression, and burnout, among other factors. Specifically, alcohol consumption is measured using the Alcohol Use Disorders Identification Test (AUDIT) developed by the World Health Organization (WHO) (Babor et al., 2001), a ten-item scale assessing consumption levels, dependence, and harm. Depression is assessed using the Center for Epidemiological Studies Depression Scale in its Spanish version (CESD-47) (Franco-Díaz et al., 2018), which includes seven items covering dysphoric mood, motivation, concentration, loss of pleasure, and sleep disturbances. The burnout scale is adapted from Prado and Saisó (2016)

for health workers, which includes twelve items following the three-dimensional model proposed by [Maslach and Jackson \(1981\)](#): five items on emotional exhaustion, four items on achievement dissatisfaction, and three items on depersonalization.

In our analysis, the exposure $A = 1$ denotes hazardous alcohol consumption level, indicated by a score of 1 or more on questions 2 or 3 of the AUDIT ([Babor et al., 2001](#)). The mediator M represents the total score on the depersonalization-related items, and the outcome Y is the total score on the depression-related items. Although baseline covariates are measured to investigate the relationship between alcohol consumption and depression, unmeasured confounders may still bias the estimation of direct and indirect effects. In practice, the most one can hope for is that baseline covariates serve as proxies for the underlying confounding mechanisms in observational studies. Since the impact of alcohol dependence and alcohol-related suggestions from peers on M and Y is fully mediated by the actual alcohol consumption level (A), we allocate the scores on these two scales as exposure-inducing confounding proxies (Z). Furthermore, as [Domínguez-Espinosa et al. \(2023\)](#) report that emotional exhaustion and achievement dissatisfaction do not significantly affect alcohol consumption, the scores on the two scales are categorized as outcome-inducing confounding proxies (W), ensuring that W and A , as well as Z and W , are associated only through unmeasured confounders. Additionally, because emotional exhaustion, achievement dissatisfaction, and depersonalization represent the three dimensions of burnout ([Maslach and Jackson, 1981](#)), W is associated with M only through unmeasured common causes. We specify the outcome confounding bridge functions h_1 and h_0 according to the models given by Equations (27) and (28), and the exposure confounding bridge functions q_0 and q_1 as in Equations (29) and (30). Standard errors and confidence intervals for all estimators are calculated using the nonparametric bootstrap.

Table 2 presents point estimates and corresponding 95% confidence intervals for the population intervention indirect effect. The P-OR, P-hybrid, and P-MR estimators yield positive indirect effect estimates, while the P-IPW estimator produces a negative estimate. Notably, only

	P-OR	P-hybrid	P-IPW	P-MR
Exposure indirect effects (SDs)	0.12 (0.08)	0.17 (0.13)	−0.08 (0.08)	0.20 (0.14)
95% CIs	(0.05, 0.38)	(−0.11, 0.40)	(−0.27, 0.03)	(0.06, 0.61)

Table 2: Exposure effect estimates (standard deviations) and 95% confidence intervals for the PIIE of alcohol consumption level on depression, mediated by depersonalization symptoms.

the positive estimates from the P-OR and P-MR approaches are statistically significant, while the 95% confidence intervals for the P-hybrid and P-IPW approaches contain the null. The concordance between the P-OR and P-MR approaches strengthens confidence in the specification of the bridge functions h_1 and h_0 and the assumptions in the semiparametric model \mathcal{M}_1 . The results suggest that an increased level of alcohol consumption may indirectly elevate the risk of depression, with depersonalization symptoms serving as a significant mediating factor.

8 Discussion

This study was motivated by a clinical question on how depersonalization symptoms mediate the effect of alcohol consumption on depression risk. In this paper, we have proposed new proximal conditions for nonparametric identification of the population intervention indirect effect in the presence of unmeasured confounders affecting the exposure, mediator, and outcome, which [Hubbard and Van der Laan \(2008\)](#) and [Fulcher et al. \(2020\)](#) have argued is important to address policy-related problems with unethical exposures, such as the alcohol consumption of our interest. We have further characterized the semiparametric efficiency bound for estimating the identifying mediation functional. For inference, we have developed a class of multiply robust locally efficient estimators for the PIIE, which remain consistent under partial model misspecifications and achieve the efficiency bound when all the bridge functions are correctly specified. Furthermore, we have demonstrated that the proposed proximal multiply robust estimation framework

facilitates the implementation of debiased machine learning (Chernozhukov et al., 2018), ensuring \sqrt{n} -consistency and asymptotic normality in high-dimensional settings, even when machine learning estimators of nuisance bridge functions do not achieve \sqrt{n} -consistency. Our approach was validated through simulations and applied to real data, demonstrating that increased alcohol consumption indirectly elevates depression risk significantly mediated by depersonalization symptoms. This work contributes to the robust causal inference literature by generalizing doubly robust estimators (Fulcher et al., 2020) to accommodate more complex unmeasured confounding that directly affects the mediator through the use of proxy variables in estimating the PIIE.

Several areas warrant further exploration. Our semiparametric multiply robust estimator enables the application of debiased machine learning techniques, highlighting the need for flexible nonparametric machine learning approaches to estimate confounding bridge functions h_1 , h_0 , q_1 , and q_0 . Building on nonparametric adversarial learning techniques for solving conditional moment equations (Dikkala et al., 2020), Kallus et al. (2021) and Ghassami et al. (2022) proposed a kernel-based estimation method for semiparametric proximal causal inference. In Appendix F, we adapt this approach for proximal mediation analysis, introducing a minimax learning framework for estimating bridge functions that solve integral equations (4), (5), (14) and (15). A key direction for future work is to characterize the minimax rate of PIIE estimation in scenarios where nuisance parameters exhibit low smoothness or where proxies and other observed covariates are high-dimensional, potentially precluding \sqrt{n} -rate estimation of confounding bridge functions. Future research may also focus on sensitivity analyses for the selection and validation of proxy variables, as well as extending partial identification results (Ghassami et al., 2023) to the context of proximal mediation analysis where only one valid proxy or two independent invalid proxies are available.

Acknowledgement

Yifan Cui was partially supported by the National Key R&D Program of China (2024YFA1015600), the National Natural Science Foundation of China (12471266 and U23A2064). Baoluo Sun was partially supported by Singapore MOE AcRF Tier 1 grants (A-8000452-00-00, A-8002935-00-00).

Appendix

A Proof of Theorem 2.1

Prior to giving the main proofs, we note that the conditional independencies of counterfactual variables in Assumption 5 imply the following factual conditional independencies:

$$Z \perp\!\!\!\perp (Y, W) | U, A, M, X; \quad (31)$$

$$Z \perp\!\!\!\perp (W, M) | U, A, X; \quad (32)$$

$$W \perp\!\!\!\perp A | U, X; \quad (33)$$

$$W \perp\!\!\!\perp (Z, A) | U, M, X; \quad (34)$$

whose derivations are expounded in the appendix of [Dukes et al. \(2023\)](#).

We start with the integral equation (4) to prove Equation (6). The left hand side of Equation (4) equals to

$$\begin{aligned} \mathbb{E}(Y | Z, A, M, X) &= \mathbb{E} [\mathbb{E}(Y | U, Z, A, M, X) | Z, A, M, X] \\ &= \mathbb{E} [\mathbb{E}(Y | U, A, M, X) | Z, A, M, X]. \quad (Y \perp\!\!\!\perp Z | U, A, M, X) \end{aligned}$$

Also, the right hand side of Equation (4) is equal to

$$\begin{aligned} \int h_1(w, M, A, X) dF(w | Z, A, M, X) &= \iint h_1(w, M, A, X) dF(w | u, Z, A, M, X) dF(u | Z, A, M, X) \\ &= \iint h_1(w, M, A, X) dF(w | u, A, M, X) dF(u | Z, A, M, X), \end{aligned}$$

where the second equality sign is due to $W \perp\!\!\!\perp Z|U, A, M, X$. Furthermore, by the completeness assumption 6, we obtain Equation (6) that

$$\mathbb{E}(Y|U, A, M, X) = \int h_1(w, M, A, X) dF(w|U, A, M, X).$$

Then, we give the proof of Equation (7). The left hand side of Equation (5) equals to

$$\begin{aligned} \mathbb{E}[h_1(W, M, a, X)|Z, A = 0, X] &= \mathbb{E}\{\mathbb{E}[h_1(W, M, a, X)|U, Z, A = 0, X] | Z, A = 0, X\} \\ &= \mathbb{E}\{\mathbb{E}[h_1(W, M, a, X)|U, A = 0, X] | Z, A = 0, X\}. \quad (Z \perp\!\!\!\perp (W, M)|U, A, X) \end{aligned}$$

Also, the right hand side of Equation (5) is equal to

$$\begin{aligned} \int h_0(w, a, X) dF(w|Z, A = 0, X) &= \iint h_0(w, a, X) dF(w|u, Z, A = 0, X) dF(u|Z, A = 0, X) \\ &= \iint h_0(w, a, X) dF(w|u, A = 0, X) dF(u|Z, A = 0, X), \end{aligned}$$

where the second equality sign is due to $W \perp\!\!\!\perp Z|U, A, X$. Next, by the completeness assumption 6, we obtain Equation (7) that

$$\mathbb{E}[h_1(W, M, a, X)|U, A = 0, X] = \int h_0(w, a, X) dF(w|U, A = 0, X).$$

Finally, it follows from the above results that

$$\begin{aligned}
\mathbb{E}[Y(A, M(0))] &= \int \mathbb{E}[Y(A, M(0))|u, A = a, x] dF(u, a, x) \\
&= \iint \mathbb{E}[Y(A, M(0))|u, A = a, M(0) = m, x] dF_{M(0)}(m|u, a, x) dF(u, a, x) \\
&= \iint \mathbb{E}[Y(a, m)|u, A = a, M(0) = m, x] dF_{M(0)}(m|u, a, x) dF(u, a, x) \\
&= \iint \mathbb{E}[Y(a, m)|u, A = a, x] dF_{M(0)}(m|u, a, x) dF(u, a, x) \quad (\text{Assumption 4}) \\
&= \iint \mathbb{E}[Y(a, m)|u, A = a, M = m, x] dF_{M(0)}(m|u, a, x) dF(u, a, x) \quad (\text{Assumption 3.1}) \\
&= \iint \mathbb{E}[Y|u, A = a, M = m, x] dF_{M(0)}(m|u, a, x) dF(u, a, x) \quad (\text{Assumption 1.2}) \\
&= \iint \mathbb{E}[Y|u, A = a, M = m, x] dF_{M(0)}(m|u, A = 0, x) dF(u, a, x) \quad (\text{Assumption 3.2}) \\
&= \iint \mathbb{E}[Y|u, A = a, M = m, x] dF(m|u, A = 0, x) dF(u, a, x) \quad (\text{Assumption 1.1}) \\
&= \iiint h_1(w, m, a, x) dF(w|u, a, m, x) dF(m|u, A = 0, x) dF(u, a, x) \quad (\text{Equation (6)}) \\
&= \iiint h_1(w, m, a, x) dF(w|u, A = 0, m, x) dF(m|u, A = 0, x) dF(u, a, x) \quad (\text{Condition (34)}) \\
&= \iint h_1(w, m, a, x) dF(w, m|u, A = 0, x) dF(u, a, x) \\
&= \iint h_0(w, a, X) dF(w|u, A = 0, x) dF(u, a, x) \quad (\text{Equation (7)}) \\
&= \iint h_0(w, a, X) dF(w|u, a, x) dF(u, a, x) \quad (\text{Condition (33)}) \\
&= \iint h_0(w, a, X) dF(w, a|x) dF(x),
\end{aligned}$$

where we index subscript by $M(0)$ to indicate that the distribution refers to the counterfactual $M(0)$ rather than the observed M .

B Proof of Theorem 2.2

For the first part of Theorem 2.2, we start from the integral equation (9) to prove Equation (11).

Note that

$$\begin{aligned}
\frac{f(A=1|W, X)}{f(A=0|W, X)} &= \frac{1}{f(A=0|W, X)} - 1 \\
&= \frac{f(W, X)}{f(A=0, W, X)} - 1 \\
&= \int \frac{f(u, W, X)}{f(A=0, W, X)} du - 1 \\
&= \int \frac{f(u|A=0, W, X)}{f(A=0|u, W, X)} du - 1 \\
&= \int \frac{1}{f(A=0|u, W, X)} dF(u|A=0, W, X) - 1 \\
&= \int \frac{f(A=1|u, W, X)}{f(A=0|u, W, X)} dF(u|A=0, W, X) \\
&= \int \frac{f(A=1|u, X)}{f(A=0|u, X)} dF(u|A=0, W, X), \quad (W \perp\!\!\!\perp A|U, X)
\end{aligned}$$

as well as

$$\begin{aligned}
\frac{f(A=1|W, X)}{f(A=0|W, X)} &= \mathbb{E}[q_0(Z, X)|W, A=0, X] \\
&= \int \mathbb{E}[q_0(Z, X)|u, W, A=0, X] dF(u|W, A=0, X) \\
&= \int \mathbb{E}[q_0(Z, X)|u, A=0, X] dF(u|W, A=0, X), \quad (Z \perp\!\!\!\perp W|U, A, X)
\end{aligned}$$

it follows from Assumption 7.2 that

$$\frac{f(A=1|U, X)}{f(A=0|U, X)} = \mathbb{E}[q_0(Z, X)|U, A=0, X].$$

Next, the proof of Theorem 2.1 implies Equation (6) under the relevant conditions. Furthermore,

$$\begin{aligned}
\mathbb{E}[Y(A, M(0))] &= \iiint \mathbb{E}[Y|u, A = a, M = m, x] dF(m|u, A = 0, x) dF(a|u, x) dF(u, x) \\
&= \iint \mathbb{E}[Y|u, A = 1, M = m, x] f(A = 1|u, x) dF(m|u, A = 0, x) dF(u, x) \\
&\quad + \iint \mathbb{E}[Y|u, A = 0, M = m, x] f(A = 0|u, x) dF(m|u, A = 0, x) dF(u, x) \\
&= \mathbb{E}\{\mathbb{E}[\mathbb{E}(Y|U, A = 1, M, X)|U, A = 0, X] f(A = 1|U, X)\} \\
&\quad + \mathbb{E}\{\mathbb{E}[\mathbb{E}(Y|U, A = 0, M, X)|U, A = 0, X] f(A = 0|U, X)\} \\
&= \mathbb{E}\left\{\mathbb{E}\left[\frac{I(A = 0)}{f(A = 0|U, X)} \mathbb{E}(Y|U, A = 1, M, X)|U, X\right] f(A = 1|U, X)\right\} \\
&\quad + \mathbb{E}\left\{\mathbb{E}\left[\frac{I(A = 0)}{f(A = 0|U, X)} \mathbb{E}(Y|U, A = 0, M, X)|U, X\right] f(A = 0|U, X)\right\} \\
&= \mathbb{E}\left[I(A = 0) \frac{f(A = 1|U, X)}{f(A = 0|U, X)} \mathbb{E}(Y|U, A = 1, M, X)\right] + \mathbb{E}[I(A = 0) \mathbb{E}(Y|U, A = 0, M, X)]
\end{aligned}$$

where we refer to the proof of Theorem 2.1 to obtain the first equality under Assumptions 1, 3 and 4. The first term is equal to

$$\begin{aligned}
&\mathbb{E}\left[I(A = 0) \frac{f(A = 1|U, X)}{f(A = 0|U, X)} \mathbb{E}(Y|U, A = 1, M, X)\right] \\
&= \mathbb{E}[I(A = 0) \mathbb{E}(q_0(Z, X)|U, A = 0, X) \mathbb{E}(Y|U, A = 1, M, X)] \quad (\text{Equation (11)}) \\
&= \mathbb{E}[I(A = 0) \mathbb{E}(q_0(Z, X)|U, A = 0, M, X) \mathbb{E}(Y|U, A = 1, M, X)] \quad (\text{Condition (32)}) \\
&= \mathbb{E}[I(A = 0) q_0(Z, X) \mathbb{E}(Y|U, A = 1, M, X)] \\
&= \mathbb{E}[I(A = 0) q_0(Z, X) \mathbb{E}(h_1(W, M, 1, X)|U, A = 1, M, X)] \quad (\text{Equation (6)}) \\
&= \mathbb{E}[I(A = 0) q_0(Z, X) \mathbb{E}(h_1(W, M, 1, X)|U, A, Z, M, X)] \quad (\text{Equation (34)}) \\
&= \mathbb{E}[I(A = 0) q_0(Z, X) h_1(W, M, 1, X)].
\end{aligned}$$

The second term turns out to be

$$\begin{aligned}
&\mathbb{E}[I(A = 0) \mathbb{E}(Y|U, A = 0, M, X)] \\
&= \mathbb{E}[I(A = 0) \mathbb{E}(h_1(W, M, 0, X)|U, A = 0, M, X)] \quad (\text{Equation (6)}) \\
&= \mathbb{E}[I(A = 0) h_1(W, M, 0, X)].
\end{aligned}$$

Finally, combining the two terms gives the identification equation (16):

$$\mathbb{E}[Y(A, M(0))] = \mathbb{E}[I(A = 0)q_0(Z, X)h_1(W, M, 1, X) + I(A = 0)h_1(W, M, 0, X)].$$

For the second part of Theorem 2.2, we start from the integral equation (10) to prove Equation (12), which follows directly from Theorem 2.2 of Dukes et al. (2023), but is reproduced here for completeness. First,

$$\begin{aligned} & \mathbb{E}[q_0(Z, X)|W, A = 0, M, X] \frac{f(A = 0|W, M, X)}{f(A = 1|W, M, X)} \\ &= \frac{1}{f(A = 1|W, M, X)} \int \mathbb{E}[q_0(Z, X)|u, W, A = 0, M, X] f(A = 0|W, M, X) dF(u|W, A = 0, M, X) \\ &= \frac{1}{f(A = 1|W, M, X)} \int \mathbb{E}[q_0(Z, X)|u, W, A = 0, M, X] f(A = 0|u, W, M, X) dF(u|W, M, X) \\ &= \int \mathbb{E}[q_0(Z, X)|u, W, A = 0, M, X] \frac{f(A = 0|u, W, M, X)}{f(A = 1|u, W, M, X)} dF(u|W, A = 1, M, X) \\ &= \int \mathbb{E}[q_0(Z, X)|u, W, A = 0, M, X] \frac{f(A = 0|u, M, X)}{f(A = 1|u, M, X)} dF(u|W, A = 1, M, X) \quad (W \perp\!\!\!\perp A|U, M, X) \\ &= \int \mathbb{E}[q_0(Z, X)|u, A = 0, M, X] \frac{f(A = 0|u, M, X)}{f(A = 1|u, M, X)} dF(u|W, A = 1, M, X), \quad (Z \perp\!\!\!\perp W|U, A, M, X) \end{aligned}$$

where for the second and third equal signs, we employ $f(A = 0|W, M, X)f(u|W, A = 0, M, X) = f(A = 0|u, W, M, X)f(u|W, M, X)$ and $\frac{f(u|W, M, X)}{f(A = 1|W, M, X)} = \frac{f(u|W, A = 1, M, X)}{f(A = 1|u, W, M, X)}$, respectively. In addition,

$$\begin{aligned} & \mathbb{E}[q_0(Z, X)|W, A = 0, M, X] \frac{f(A = 0|W, M, X)}{f(A = 1|W, M, X)} \\ &= \mathbb{E}[q_1(Z, M, X)|W, A = 1, M, X] \\ &= \int \mathbb{E}[q_1(Z, M, X)|u, W, A = 1, M, X] dF(u|W, A = 1, M, X) \\ &= \int \mathbb{E}[q_1(Z, M, X)|u, A = 1, M, X] dF(u|W, A = 1, M, X). \quad (Z \perp\!\!\!\perp W|U, A, M, X) \end{aligned}$$

Hence, it follows from Assumption 7.1 that

$$\mathbb{E}[q_0(Z, X)|U, A = 0, M, X] \frac{f(A = 0|U, M, X)}{f(A = 1|U, M, X)} = \mathbb{E}[q_1(Z, M, X)|U, A = 1, M, X].$$

Finally, the identification equation (13) is indicated by

$$\begin{aligned}
& \mathbb{E}[Y(A, M(0))] \\
&= \mathbb{E} \left[I(A=0) \frac{f(A=1|U, X)}{f(A=0|U, X)} \mathbb{E}(Y|U, A=1, M, X) \right] + \mathbb{E}[I(A=0)\mathbb{E}(Y|U, A=0, M, X)] \\
&= \mathbb{E}[I(A=0)\mathbb{E}(q_0(Z, X)|U, A=0, M, X)\mathbb{E}(Y|U, A=1, M, X)] + \mathbb{E}[I(A=0)\mathbb{E}(Y|U, A=0, M, X)] \\
&= \mathbb{E}[\mathbb{E}(q_0(Z, X)|U, A=0, M, X)\mathbb{E}(Y|U, A=1, M, X)f(A=0|U, M, X)] + \mathbb{E}[I(A=0)\mathbb{E}(Y|U, A, M, X)] \\
&= \mathbb{E} \left[\mathbb{E}(q_0(Z, X)|U, A=0, M, X) \mathbb{E} \left(\frac{I(A=1)}{f(A=1|U, M, X)} Y|U, M, X \right) f(A=0|U, M, X) \right] + \mathbb{E}[I(A=0)Y] \\
&= \mathbb{E} \left[I(A=1) \frac{f(A=0|U, M, X)}{f(A=1|U, M, X)} Y \mathbb{E}(q_0(Z, X)|U, A=0, M, X) \right] + \mathbb{E}[I(A=0)Y] \\
&= \mathbb{E}[I(A=1)Y\mathbb{E}(q_1(Z, M, X)|U, A=1, M, X)] + \mathbb{E}[I(A=0)Y] \\
&= \mathbb{E}[I(A=1)Y\mathbb{E}(q_1(Z, M, X)|Y, U, A, M, X)] + \mathbb{E}[I(A=0)Y] \\
&= \mathbb{E}[I(A=1)Yq_1(Z, M, X) + I(A=0)Y].
\end{aligned}$$

where we refer to the first part of this proof to obtain the first equality, the second equality is due to Equation (11) and condition (32), the sixth equality is implied by Equation (12), and the seventh equality results from condition (31).

C Proof of Theorem 4.1

In order to first obtain an influence function for $\psi = \mathbb{E}[Y(A, M(0))]$ under the semiparametric model \mathcal{M}_{sp} , one needs to find the mean zero random variable G for which

$$\frac{\partial \psi_t}{\partial t} \Big|_{t=0} = \mathbb{E}[GS(\mathcal{O}; t) \mid t=0], \quad (35)$$

where \mathcal{O} represents the observed full data $\mathcal{O} = (Y, W, Z, A, M, X)$, $S(\mathcal{O}; t) = \partial \log f(\mathcal{O}; t) / \partial t$ is the score, and ψ_t is the parameter of interest ψ under a one-dimensional regular parametric submodel in \mathcal{M}_{sp} indexed by t that included the true data generating mechanism at $t = 0$ (Van der Vaart, 2000).

Recall the moment restrictions

$$\begin{aligned}\mathbb{E}[Y - h_1(W, M, A, X)|Z, A, M, X] &= 0, \\ \mathbb{E}[h_1(W, M, a, X) - h_0(W, a, X)|Z, A = 0, X] &= 0,\end{aligned}$$

for $a = 0, 1$, implied by integral equations (4) and (5). Hence we take derivatives with respect to regular parametric submodels indexed by t in \mathcal{M}_{sp} and get

$$\begin{aligned}\partial \mathbb{E}_t[Y - h_{1t}(W, M, A, X)|Z, A, M, X] / \partial t|_{t=0} &= 0, \\ \partial \mathbb{E}_t[h_{1t}(W, M, a, X) - h_{0t}(W, a, X)|Z, A = 0, X] / \partial t|_{t=0} &= 0.\end{aligned}$$

Let $\varepsilon_1 = Y - h_1(W, M, A, X)$ and $\varepsilon_{0a} = h_1(W, M, a, X) - h_0(W, a, X)$, for $a = 0, 1$, the above equations turn out to be

$$\mathbb{E}\left[\frac{\partial}{\partial t}h_{1t}(W, M, A, X)|_{t=0}|Z, A, M, X\right] = \mathbb{E}[\varepsilon_1 S(Y, W|Z, A, M, X)|Z, A, M, X], \quad (36)$$

and

$$\begin{aligned}& \mathbb{E}\left[\frac{\partial}{\partial t}h_{0t}(W, a, X)|_{t=0}|Z, A = 0, X\right] \\ &= \mathbb{E}\left[\frac{\partial}{\partial t}h_{1t}(W, M, a, X)|_{t=0}|Z, A = 0, X\right] + \mathbb{E}[\varepsilon_{0a} S(W, M|Z, A = 0, X)|Z, A = 0, X].\end{aligned} \quad (37)$$

Furthermore, the left hand side of Equation (35) in \mathcal{M}_{sp} is equal to

$$\begin{aligned}\frac{\partial \psi_t}{\partial t}|_{t=0} &= \frac{\partial}{\partial t} \mathbb{E}_t[h_{0t}(W, A, X)]|_{t=0} \\ &= \mathbb{E}[h_0(W, A, X)S(W, A, X)] + \mathbb{E}\left[\frac{\partial}{\partial t}h_{0t}(W, A, X)|_{t=0}\right] \\ &= \mathbb{E}\{[h_0(W, A, X) - \psi]S(\mathcal{O})\} + \mathbb{E}\left[\frac{\partial}{\partial t}h_{0t}(W, A, X)|_{t=0}\right].\end{aligned}$$

For the second term, we have that

$$\begin{aligned}
& \mathbb{E} \left[\frac{\partial}{\partial t} h_{0t}(W, A, X) \Big|_{t=0} \right] = \mathbb{E} \left\{ \mathbb{E} \left[\frac{\partial}{\partial t} h_{0t}(W, A, X) \Big|_{t=0} \Big| W, X \right] \right\} \\
&= \mathbb{E} \left\{ \frac{\partial}{\partial t} h_{0t}(W, 1, X) \Big|_{t=0} f(A = 1|W, X) + \frac{\partial}{\partial t} h_{0t}(W, 0, X) \Big|_{t=0} f(A = 0|W, X) \right\} \\
&= \mathbb{E} \left\{ \frac{I(A = 0)}{f(A = 0|W, X)} f(A = 1|W, X) \frac{\partial}{\partial t} h_{0t}(W, 1, X) \Big|_{t=0} + I(A = 0) \frac{\partial}{\partial t} h_{0t}(W, 0, X) \Big|_{t=0} \right\} \\
&= \mathbb{E} \left\{ I(A = 0) \mathbb{E}[q_0(Z, X)|W, A = 0, X] \frac{\partial}{\partial t} h_{0t}(W, 1, X) \Big|_{t=0} + I(A = 0) \frac{\partial}{\partial t} h_{0t}(W, 0, X) \Big|_{t=0} \right\} \quad (\text{Equation (9)}) \\
&= \mathbb{E} \left\{ I(A = 0) q_0(Z, X) \frac{\partial}{\partial t} h_{0t}(W, 1, X) \Big|_{t=0} + I(A = 0) \frac{\partial}{\partial t} h_{0t}(W, 0, X) \Big|_{t=0} \right\} \\
&= \mathbb{E} \left\{ I(A = 0) q_0(Z, X) \mathbb{E} \left[\frac{\partial}{\partial t} h_{0t}(W, 1, X) \Big|_{t=0} \Big| Z, A = 0, X \right] + I(A = 0) \mathbb{E} \left[\frac{\partial}{\partial t} h_{0t}(W, 0, X) \Big|_{t=0} \Big| Z, A = 0, X \right] \right\} \\
&= \mathbb{E} \left\{ I(A = 0) q_0(Z, X) \mathbb{E} \left[\frac{\partial}{\partial t} h_{1t}(W, M, 1, X) \Big|_{t=0} + \varepsilon_{01} S(W, M|Z, A = 0, X) \Big| Z, A = 0, X \right] \right\} \\
&\quad + \mathbb{E} \left\{ I(A = 0) \mathbb{E} \left[\frac{\partial}{\partial t} h_{1t}(W, M, 0, X) \Big|_{t=0} + \varepsilon_{00} S(W, M|Z, A = 0, X) \Big| Z, A = 0, X \right] \right\} \quad (\text{Equation (37)}) \\
&= \mathbb{E} \left\{ I(A = 0) q_0(Z, X) \frac{\partial}{\partial t} h_{1t}(W, M, 1, X) \Big|_{t=0} + I(A = 0) q_0(Z, X) \varepsilon_{01} S(W, M|Z, A = 0, X) \right\} \\
&\quad + \mathbb{E} \left\{ I(A = 0) \frac{\partial}{\partial t} h_{1t}(W, M, 0, X) \Big|_{t=0} + I(A = 0) \varepsilon_{00} S(W, M|Z, A = 0, X) \right\} \\
&=: \mathbb{E} \{(I) + (II)\} + \mathbb{E} \{(III) + (IV)\}
\end{aligned}$$

Note that each term in the last equal sign can be respectively manipulated as below:

$$\begin{aligned}
& \mathbb{E} \{(III)\} = \mathbb{E} \left\{ I(A = 0) \frac{\partial}{\partial t} h_{1t}(W, M, 0, X) \Big|_{t=0} \right\} \\
&= \mathbb{E} \left\{ I(A = 0) \mathbb{E} \left[\frac{\partial}{\partial t} h_{1t}(W, M, A, X) \Big|_{t=0} \Big| Z, A, M, X \right] \right\} \\
&= \mathbb{E} \{ I(A = 0) \mathbb{E} [\varepsilon_1 S(Y, W|Z, A, M, X) | Z, A, M, X] \} \quad (\text{Equation (36)}) \\
&= \mathbb{E} \{ I(A = 0) \varepsilon_1 S(Y, W|Z, A, M, X) \} \\
&= \mathbb{E} \{ I(A = 0) \varepsilon_1 [S(Y, W|Z, A, M, X) + S(Z, A, M, X)] \} \\
&= \mathbb{E} \{ I(A = 0) \varepsilon_1 S(\mathcal{O}) \},
\end{aligned}$$

where $\mathbb{E} \{I(A=0)\varepsilon_1 S(Z, A, M, X)\} = 0$ follows from the fact that $\mathbb{E}(\varepsilon_1|Z, A, M, X) = 0$, and

$$\begin{aligned}
& \mathbb{E} \{(II)\} = \mathbb{E} \{I(A=0)q_0(Z, X)\varepsilon_{01}S(W, M|Z, A=0, X)\} \\
& = \mathbb{E} \{I(A=0)q_0(Z, X)\varepsilon_{01} [S(W, M|Z, A, X) + S(Z, A, X)]\} \\
& = \mathbb{E} \{I(A=0)q_0(Z, X)\varepsilon_{01} [S(W, M, Z, A, X) + S(Y|W, M, Z, A, X)]\} \\
& = \mathbb{E} \{I(A=0)q_0(Z, X)\varepsilon_{01}S(\mathcal{O})\},
\end{aligned}$$

where the second equality follows from the observation that $\mathbb{E} \{I(A=0)q_0(Z, X)\varepsilon_{01}S(Z, A, X)\} = \mathbb{E} \{I(A=0)q_0(Z, X)S(Z, A, X)\mathbb{E}(\varepsilon_{01}|Z, A=0, X)\} = 0$ due to $\mathbb{E}(\varepsilon_{0a}|Z, A=0, X) = 0$, and

$$\begin{aligned}
& \mathbb{E} \{(I)\} = \mathbb{E} \left\{ I(A=0)q_0(Z, X) \frac{\partial}{\partial t} h_{1t}(W, M, 1, X) \Big|_{t=0} \right\} \\
& = \mathbb{E} \left\{ I(A=0)\mathbb{E} [q_0(Z, X)|W, A, M, X] \frac{\partial}{\partial t} h_{1t}(W, M, 1, X) \Big|_{t=0} \right\} \\
& = \mathbb{E} \left\{ f(A=0|W, M, X)\mathbb{E} [q_0(Z, X)|W, A=0, M, X] \frac{\partial}{\partial t} h_{1t}(W, M, 1, X) \Big|_{t=0} \right\} \\
& = \mathbb{E} \left\{ I(A=1) \frac{f(A=0|W, M, X)}{f(A=1|W, M, X)} \mathbb{E} [q_0(Z, X)|W, A=0, M, X] \frac{\partial}{\partial t} h_{1t}(W, M, 1, X) \Big|_{t=0} \right\} \\
& = \mathbb{E} \left\{ I(A=1)\mathbb{E} [q_1(Z, M, X)|W, A=1, M, X] \frac{\partial}{\partial t} h_{1t}(W, M, 1, X) \Big|_{t=0} \right\} \quad (\text{Equation (10)}) \\
& = \mathbb{E} \left\{ I(A=1)q_1(Z, M, X) \frac{\partial}{\partial t} h_{1t}(W, M, 1, X) \Big|_{t=0} \right\} \\
& = \mathbb{E} \left\{ I(A=1)q_1(Z, M, X) \mathbb{E} \left[\frac{\partial}{\partial t} h_{1t}(W, M, A, X) \Big|_{t=0} \Big| Z, A, M, X \right] \right\} \\
& = \mathbb{E} \{I(A=1)q_1(Z, M, X)\mathbb{E} [\varepsilon_1 S(Y, W|Z, A, M, X)|Z, A, M, X]\} \quad (\text{Equation (36)}) \\
& = \mathbb{E} \{I(A=1)q_1(Z, M, X)\varepsilon_1 S(Y, W|Z, A, M, X)\} \\
& = \mathbb{E} \{I(A=1)q_1(Z, M, X)\varepsilon_1 [S(Y, W|Z, A, M, X) + S(Z, A, M, X)]\} \\
& = \mathbb{E} \{I(A=1)q_1(Z, M, X)\varepsilon_1 S(\mathcal{O})\},
\end{aligned}$$

where $\mathbb{E}\{I(A=1)q_1(Z, M, X)\varepsilon_1 S(Z, A, M, X)\} = 0$ is implied by $\mathbb{E}(\varepsilon_1|Z, A, M, X) = 0$, and

$$\begin{aligned}\mathbb{E}\{(IV)\} &= \mathbb{E}\{I(A=0)\varepsilon_{00}S(W, M|Z, A=0, X)\} \\ &= \mathbb{E}\{I(A=0)\varepsilon_{00}[S(W, M|Z, A, X) + S(Z, A, X)]\} \\ &= \mathbb{E}\{I(A=0)\varepsilon_{00}[S(W, M, Z, A, X) + S(Y|W, M, Z, A, X)]\} \\ &= \mathbb{E}\{I(A=0)\varepsilon_{00}S(\mathcal{O})\},\end{aligned}$$

where we employ $\mathbb{E}\{I(A=0)\varepsilon_{00}S(Z, A, X)\} = \mathbb{E}\{I(A=0)q_0(Z, X)S(Z, A, X)\mathbb{E}(\varepsilon_{01}|Z, A=0, X)\} = 0$ to obtain the second equality due to $\mathbb{E}(\varepsilon_{0a}|Z, A=0, X) = 0$.

Then, putting the above results together gives

$$\begin{aligned}&\mathbb{E}\left[\frac{\partial}{\partial t}h_{0t}(W, A, X)\Big|_{t=0}\right] \\ &= \mathbb{E}\{I(A=1)q_1(Z, M, X)\varepsilon_1 S(\mathcal{O}) + I(A=0)q_0(Z, X)\varepsilon_{01}S(\mathcal{O}) + I(A=0)\varepsilon_1 S(\mathcal{O}) + I(A=0)\varepsilon_{00}S(\mathcal{O})\}.\end{aligned}$$

Therefore,

$$\begin{aligned}&I(A=1)q_1(Z, M, X)\varepsilon_1 + I(A=0)q_0(Z, X)\varepsilon_{01} + I(A=0)\varepsilon_1 + I(A=0)\varepsilon_{00} + h_0(W, A, X) - \psi \\ &= I(A=0)q_0(Z, X)[h_1(W, M, 1, X) - h_0(W, 1, X)] + I(A=0)[h_1(W, M, 0, X) - h_0(W, 0, X)] \\ &\quad + [I(A=1)q_1(Z, M, X) + I(A=0)][Y - h_1(W, M, A, X)] + h_0(W, A, X) - \psi \\ &=: EIF_\psi\end{aligned}$$

is a valid influence function for the estimation of ψ .

To show that $EIF_\psi \in L_2(\mathcal{O})$ is the efficient influence function, it suffices to show that it belongs to the tangent space implied by the restrictions (36) and (37) on the scores. Specifically, the tangent space is comprised of the set of mean zero scores $S(\mathcal{O}) \in L_2(\mathcal{O})$ satisfying that for $a = 0, 1$,

$$\begin{aligned}\mathbb{E}[\varepsilon_1 S(Y, W|Z, A, M, X)|Z, A, M, X] &\in cl(R(T_1)), \\ \mathbb{E}[\varepsilon_{0a} S(W, M|Z, A=0, X)|Z, A=0, X] &\in cl(R(T_0)),\end{aligned}$$

where $R()$ denotes the range space of an operator, and $cl()$ refers to the closure of a space. Evaluated at the submodel where Assumption 8 holds, $R(T_1)$ equals $L_2(Z, A, M, X)$ and $R(T_0)$ equals $L_2(Z, A = 0, X)$, and thus the tangent space is essentially equal to $L_2(\mathcal{O})$ with zero mean, which completes the proof.

D Proof of Theorem 4.2

We start with the proof of multiple robustness. Under some regularity conditions (White, 1982), the nuisance estimators $\hat{\beta}_1, \hat{\beta}_0, \hat{\gamma}_1$ and $\hat{\gamma}_0$ would converge in probability to some population limits, denoted by $\beta_1^*, \beta_0^*, \gamma_1^*$ and γ_0^* , respectively.

Consider the semiparametric union model $\mathcal{M}_{union} = \mathcal{M}_1 \cup \mathcal{M}_2 \cup \mathcal{M}_3$. If under model \mathcal{M}_1 , i.e., $h_1(W, M, A, X; \beta_1^*)$ and $h_0(W, A, X; \beta_0^*)$ are correctly specified,

$$\begin{aligned}
\mathbb{E}(\hat{\psi}_{P-MR}) &= \mathbb{E} \{ (1 - A) q_0(Z, X; \gamma_0^*) [h_1(W, M, 1, X; \beta_1^*) - h_0(W, 1, X; \beta_0^*)] \} \\
&\quad + \mathbb{E} \{ (1 - A) [h_1(W, M, 0, X; \beta_1^*) - h_0(W, 0, X; \beta_0^*)] \} \\
&\quad + \mathbb{E} \{ [A q_1(Z, M, X; \gamma_1^*) + 1 - A] [Y - h_1(W, M, A, X; \beta_1^*)] \} + \mathbb{E} \{ h_0(W, A, X; \beta_0^*) \} \\
&= \mathbb{E} \{ (1 - A) q_0(Z, X; \gamma_0^*) \mathbb{E} [h_1(W, M, 1, X; \beta_1^*) - h_0(W, 1, X; \beta_0^*) | Z, A = 0, X] \} \\
&\quad + \mathbb{E} \{ (1 - A) \mathbb{E} [h_1(W, M, 0, X; \beta_1^*) - h_0(W, 0, X; \beta_0^*) | Z, A = 0, X] \} \\
&\quad + \mathbb{E} \{ [A q_1(Z, M, X; \gamma_1^*) + 1 - A] \mathbb{E} [Y - h_1(W, M, A, X; \beta_1^*) | Z, A, M, X] \} \\
&\quad + \mathbb{E} \{ h_0(W, A, X; \beta_0^*) \} \\
&= \psi,
\end{aligned}$$

implied by the integral equations (4) and (5) and the identification (8).

Next, if under model \mathcal{M}_2 , i.e., $h_1(W, M, A, X; \beta_1^*)$ and $q_0(Z, X; \gamma_0^*)$ are instead correctly

specified,

$$\begin{aligned}
\mathbb{E}(\hat{\psi}_{P-MR}) &= \mathbb{E} \{ (1-A)q_0(Z, X; \gamma_0^*) [h_1(W, M, 1, X; \beta_1^*) - h_0(W, 1, X; \beta_0^*)] \} \\
&\quad + \mathbb{E} \{ (1-A) [h_1(W, M, 0, X; \beta_1^*) - h_0(W, 0, X; \beta_0^*)] \} + \mathbb{E} \{ h_0(W, A, X; \beta_0^*) \} \\
&\quad + \mathbb{E} \{ [Aq_1(Z, M, X; \gamma_1^*) + 1-A] \mathbb{E} [Y - h_1(W, M, A, X; \beta_1^*) | Z, A, M, X] \} \\
&= \mathbb{E} \{ (1-A)q_0(Z, X; \gamma_0^*)h_1(W, M, 1, X; \beta_1^*) + (1-A)h_1(W, M, 0, X; \beta_1^*) \} \\
&\quad - \mathbb{E} \{ (1-A)q_0(Z, X; \gamma_0^*)h_0(W, 1, X; \beta_0^*) + (1-A)h_0(W, 0, X; \beta_0^*) \} + \mathbb{E} \{ h_0(W, A, X; \beta_0^*) \},
\end{aligned}$$

implied by Equation (4). Note that by virtue of Equation (9) and the identification (16),

$$\begin{aligned}
\mathbb{E} \{ (1-A)q_0(Z, X; \gamma_0^*)h_0(W, 1, X; \beta_0^*) \} &= \mathbb{E} \{ (1-A)h_0(W, 1, X; \beta_0^*)\mathbb{E} [q_0(Z, X; \gamma_0^*) | W, A=0, X] \} \\
&= \mathbb{E} \left\{ (1-A) \frac{f(A=1|W, X)}{f(A=0|W, X)} h_0(W, 1, X; \beta_0^*) \right\} \\
&= \mathbb{E} \{ Ah_0(W, 1, X; \beta_0^*) \},
\end{aligned}$$

and

$$\mathbb{E} \{ (1-A)q_0(Z, X; \gamma_0^*)h_1(W, M, 1, X; \beta_1^*) + (1-A)h_1(W, M, 0, X; \beta_1^*) \} = \psi,$$

we have the consistency that $\mathbb{E}(\hat{\psi}_{P-MR}) = \psi$.

Finally, if under model \mathcal{M}_3 , i.e., $q_1(Z, M, X; \gamma_1^*)$ and $q_0(Z, X; \gamma_0^*)$ are instead correctly specified,

$$\begin{aligned}
\mathbb{E}(\hat{\psi}_{P-MR}) &= \mathbb{E} \{ (1-A)q_0(Z, X; \gamma_0^*) [h_1(W, M, 1, X; \beta_1^*) - h_0(W, 1, X; \beta_0^*)] \} \\
&\quad + \mathbb{E} \{ (1-A) [h_1(W, M, 0, X; \beta_1^*) - h_0(W, 0, X; \beta_0^*)] \} \\
&\quad + \mathbb{E} \{ [Aq_1(Z, M, X; \gamma_1^*) + 1-A] [Y - h_1(W, M, A, X; \beta_1^*)] \} + \mathbb{E} \{ h_0(W, A, X; \beta_0^*) \} \\
&= \mathbb{E} \{ [Aq_1(Z, M, X; \gamma_1^*) + 1-A] Y \} \\
&\quad + \mathbb{E} \{ h_0(W, A, X; \beta_0^*) \} - \mathbb{E} \{ (1-A)q_0(Z, X; \gamma_0^*)h_0(W, 1, X; \beta_0^*) \} - \mathbb{E} \{ (1-A)h_0(W, 0, X; \beta_0^*) \} \\
&\quad + \mathbb{E} \{ [(1-A)q_0(Z, X; \gamma_0^*) - Aq_1(Z, M, X; \gamma_1^*)] h_1(W, M, 1, X; \beta_1^*) \}.
\end{aligned}$$

Note that the identification (13) gives

$$\mathbb{E} \{ [Aq_1(Z, M, X; \gamma_1^*) + 1-A] Y \} = \psi,$$

it follows from Equation (9) that

$$\mathbb{E} \{ (1 - A)q_0(Z, X; \gamma_0^*)h_0(W, 1, X; \beta_0^*) \} = \mathbb{E} \{ Ah_0(W, 1, X; \beta_0^*) \},$$

and Equation (10) implies

$$\begin{aligned} & \mathbb{E} \{ [(1 - A)q_0(Z, X; \gamma_0^*) - Aq_1(Z, M, X; \gamma_1^*)] h_1(W, M, 1, X; \beta_1^*) \} \\ &= \mathbb{E} \{ h_1(W, M, 1, X; \beta_1^*) [(1 - A)\mathbb{E}(q_0(Z, X; \gamma_0^*)|W, M, A = 0, X) - A\mathbb{E}(q_1(Z, M, X; \gamma_1^*)|W, M, A = 1, X)] \} \\ &= \mathbb{E} \{ h_1(W, M, 1, X; \beta_1^*) [f(A = 0|W, M, X)\mathbb{E}(q_0(Z, X; \gamma_0^*)|W, M, A = 0, X) \\ &\quad - f(A = 1|W, M, X)\mathbb{E}(q_1(Z, M, X; \gamma_1^*)|W, M, A = 1, X)] \} \\ &= 0, \end{aligned}$$

we obtain that $\mathbb{E}(\hat{\psi}_{P-MR}) = \psi$. Therefore, the multiple robustness of $\hat{\psi}_{P-MR}$ follows.

In order to prove asymptotic normality and local efficiency, it suffices to show that $\hat{\psi}_{P-MR}$ has an influence function equal to IF_ψ under the intersection submodel model $\mathcal{M}_{int} = \mathcal{M}_1 \cap \mathcal{M}_2 \cap \mathcal{M}_3$. Following a Taylor expansion of $\hat{\psi}_{P-MR}$ around $(\beta_1^*, \beta_0^*, \gamma_1^*, \gamma_0^*)$ and standard M-estimation arguments, we have that

$$\begin{aligned} & \sqrt{n}(\hat{\psi}_{P-MR} - \psi) \\ &= \frac{1}{\sqrt{n}} \sum_{i=1}^n \{ (1 - A_i)q_0(Z_i, X_i; \gamma_0^*) [h_1(W_i, M_i, 1, X_i; \beta_1^*) - h_0(W_i, 1, X_i; \beta_0^*)] \\ &\quad + (1 - A_i) [h_1(W_i, M_i, 0, X_i; \beta_1^*) - h_0(W_i, 0, X_i; \beta_0^*)] \\ &\quad + [A_i q_1(Z_i, M_i, X_i; \gamma_1^*) + 1 - A_i] [Y_i - h_1(W_i, M_i, A_i, X_i; \beta_1^*)] + h_0(W_i, A_i, X_i; \beta_0^*) - \psi \} \\ &\quad + \sqrt{n}(\hat{\gamma}_1 - \gamma_1^*) \mathbb{E} \left\{ A \frac{\partial q_1(Z, M, X; \gamma_1^*)}{\partial \gamma_1^*} [Y - h_1(W, M, A, X; \beta_1^*)] \right\} \\ &\quad + \sqrt{n}(\hat{\gamma}_0 - \gamma_0^*) \mathbb{E} \left\{ (1 - A) \frac{\partial q_0(Z, X; \gamma_0^*)}{\partial \gamma_0^*} [h_1(W, M, 1, X; \beta_1^*) - h_0(W, 1, X; \beta_0^*)] \right\} \\ &\quad + \sqrt{n}(\hat{\beta}_1 - \beta_1^*) \mathbb{E} \left\{ \frac{\partial h_1(W, M, 1, X; \beta_1^*)}{\partial \beta_1^*} [(1 - A)q_0(Z, X; \gamma_0^*) - Aq_1(Z, M, X; \gamma_1^*)] \right\} \\ &\quad + \sqrt{n}(\hat{\beta}_0 - \beta_0^*) \mathbb{E} \left\{ \frac{\partial h_0(W, 1, X; \beta_0^*)}{\partial \beta_0^*} [A - (1 - A)q_0(Z, X; \gamma_0^*)] \right\} + o_p(1). \end{aligned}$$

According to the previous arguments in the proof of multiple robustness, it follows from Equations (4), (5), (14), and (15) that, under model \mathcal{M}_{int} where $h_1(W, M, A, X; \beta_1^*)$, $h_0(W, A, X; \beta_0^*)$, $q_1(Z, M, X; \gamma_1^*)$ and $q_0(Z, X; \gamma_0^*)$ are all correctly specified,

$$\begin{aligned} \mathbb{E} \left\{ A \frac{\partial q_1(Z, M, X; \gamma_1^*)}{\partial \gamma_1^*} [Y - h_1(W, M, A, X; \beta_1^*)] \right\} &= 0, \\ \mathbb{E} \left\{ (1 - A) \frac{\partial q_0(Z, X; \gamma_0^*)}{\partial \gamma_0^*} [h_1(W, M, 1, X; \beta_1^*) - h_0(W, 1, X; \beta_0^*)] \right\} &= 0, \\ \mathbb{E} \left\{ \frac{\partial h_0(W, 1, X; \beta_0^*)}{\partial \beta_0^*} [A - (1 - A)q_0(Z, X; \gamma_0^*)] \right\} &= 0, \\ \mathbb{E} \left\{ \frac{\partial h_1(W, M, 1, X; \beta_1^*)}{\partial \beta_1^*} [(1 - A)q_0(Z, X; \gamma_0^*) - Aq_1(Z, M, X; \gamma_1^*)] \right\} &= 0. \end{aligned}$$

These complete our proof.

E Proof of Theorem 5.1

For each $l \in \{1, 2, \dots, L\}$, let $n^{-\tau_{h_1}}$, $n^{-\tau_{h_0}}$, $n^{-\tau_{q_1}}$, and $n^{-\tau_{q_0}}$ represent respectively the convergence rates of \hat{h}_{1l} to h_1 , \hat{h}_{0l} to h_0 , \hat{q}_{1l} to q_1 , and \hat{q}_{0l} to q_0 in the root mean square error sense, indicating that

$$n^{\tau_{h_1}} \sqrt{\frac{1}{m} \sum_{i \in I_l} [\hat{h}_{1l}(W_i, M_i, A_i, X_i) - h_1(W_i, M_i, A_i, X_i)]^2} \xrightarrow{p} 0, \quad (38)$$

$$n^{\tau_{h_0}} \sqrt{\frac{1}{m} \sum_{i \in I_l} [\hat{h}_{0l}(W_i, A_i, X_i) - h_0(W_i, A_i, X_i)]^2} \xrightarrow{p} 0, \quad (39)$$

$$n^{\tau_{q_1}} \sqrt{\frac{1}{m} \sum_{i \in I_l} [\hat{q}_{1l}(Z_i, M_i, X_i) - q_1(Z_i, M_i, X_i)]^2} \xrightarrow{p} 0, \quad (40)$$

$$n^{\tau_{q_0}} \sqrt{\frac{1}{m} \sum_{i \in I_l} [\hat{q}_{0l}(Z_i, X_i) - q_0(Z_i, X_i)]^2} \xrightarrow{p} 0. \quad (41)$$

For the l -th fold random partition, we contrast $\check{\psi}_{(P-MR)_l}$ with the oracle estimator $\psi_{(P-MR)_l}$ that takes the same form as $\check{\psi}_{(P-MR)_l}$ but replaces the machine learning estimators $\hat{\zeta}_l$ by oracle

ones ζ . After some simple arithmetic, we obtain the decomposition as follows:

$$\begin{aligned}
& \sqrt{n} \left(\check{\psi}_{(P-MR)_l} - \psi_{(P-MR)_l} \right) \\
&= \sqrt{n} \frac{1}{m} \sum_{i \in I_l} \left\{ (1 - A_i) \hat{q}_{0l}(Z_i, X_i) \left[\hat{h}_{1l}(W_i, M_i, 1, X_i) - \hat{h}_{0l}(W_i, 1, X_i) \right] \right. \\
&\quad + (1 - A_i) \left[\hat{h}_{1l}(W_i, M_i, 0, X_i) - \hat{h}_{0l}(W_i, 0, X_i) \right] \\
&\quad + [A_i \hat{q}_{1l}(Z_i, M_i, X_i) + 1 - A_i] \left[Y_i - \hat{h}_{1l}(W_i, M_i, A_i, X_i) \right] + \hat{h}_{0l}(W_i, A_i, X_i) \Big\} \\
&\quad - \sqrt{n} \frac{1}{m} \sum_{i \in I_l} \{ (1 - A_i) q_0(Z_i, X_i) [h_{1l}(W_i, M_i, 1, X_i) - h_0(W_i, 1, X_i)] \\
&\quad + (1 - A_i) [h_{1l}(W_i, M_i, 0, X_i) - h_0(W_i, 0, X_i)] \\
&\quad + [A_i q_1(Z_i, M_i, X_i) + 1 - A_i] [Y_i - h_{1l}(W_i, M_i, A_i, X_i)] + h_0(W_i, A_i, X_i) \} \\
&= \sqrt{n} \frac{1}{m} \sum_{i \in I_l} A_i [Y_i - h_{1l}(W_i, M_i, A_i, X_i)] [\hat{q}_{1l}(Z_i, M_i, X_i) - q_1(Z_i, M_i, X_i)] \\
&\quad + \sqrt{n} \frac{1}{m} \sum_{i \in I_l} (1 - A_i) [h_{1l}(W_i, M_i, 1, X_i) - h_0(W_i, 1, X_i)] [\hat{q}_{0l}(Z_i, X_i) - q_0(Z_i, X_i)] \\
&\quad + \sqrt{n} \frac{1}{m} \sum_{i \in I_l} [(1 - A_i) q_0(Z_i, X_i) - A_i q_1(Z_i, M_i, X_i)] \left[\hat{h}_{1l}(W_i, M_i, 1, X_i) - h_{1l}(W_i, M_i, 1, X_i) \right] \\
&\quad + \sqrt{n} \frac{1}{m} \sum_{i \in I_l} [A_i - (1 - A_i) q_0(Z_i, X_i)] \left[\hat{h}_{0l}(W_i, 1, X_i) - h_0(W_i, 1, X_i) \right] \\
&\quad - \sqrt{n} \frac{1}{m} \sum_{i \in I_l} A_i [\hat{q}_{1l}(Z_i, M_i, X_i) - q_1(Z_i, M_i, X_i)] \left[\hat{h}_{1l}(W_i, M_i, 1, X_i) - h_{1l}(W_i, M_i, 1, X_i) \right] \\
&\quad + \sqrt{n} \frac{1}{m} \sum_{i \in I_l} (1 - A_i) [\hat{q}_{0l}(Z_i, X_i) - q_0(Z_i, X_i)] \left[\hat{h}_{1l}(W_i, M_i, 1, X_i) - h_{1l}(W_i, M_i, 1, X_i) \right] \\
&\quad - \sqrt{n} \frac{1}{m} \sum_{i \in I_l} (1 - A_i) [\hat{q}_{0l}(Z_i, X_i) - q_0(Z_i, X_i)] \left[\hat{h}_{0l}(W_i, 1, X_i) - h_0(W_i, 1, X_i) \right] \\
&=: (I) + (II) + (III) + (IV) - (V) + (VI) - (VII).
\end{aligned}$$

We will then verify that these terms are small asymptotically.

For terms (I)-(IV), thanks to the cross-fitting construction, nuisance function estimators \hat{q}_{1l} , \hat{q}_{0l} , \hat{h}_{1l} , and \hat{h}_{0l} , are deterministic when conditional on data from I_l^c . Further, conditionally on I_l^c , the first four terms are mean-zero implied by Equations (22)-(25), and have asymptotically

small variances under Assumption 9. Take (I) as an example:

$$\begin{aligned}
& Var \left\{ \sqrt{n} \frac{1}{m} \sum_{i \in I_l} A_i [Y_i - h_1(W_i, M_i, A_i, X_i)] [\hat{q}_{1l}(Z_i, M_i, X_i) - q_1(Z_i, M_i, X_i)] \mid \{Z_i, M_i, A_i, X_i\}_{i \in I_l}, \{\mathcal{O}_j\}_{j \in I_l^c} \right\} \\
&= \frac{n}{m^2} \sum_{i \in I_l} \mathbb{E} \left\{ A_i [Y_i - h_1(W_i, M_i, A_i, X_i)]^2 [\hat{q}_{1l}(Z_i, M_i, X_i) - q_1(Z_i, M_i, X_i)]^2 \mid Z_i, M_i, A_i, X_i, \{\mathcal{O}_j\}_{j \in I_l^c} \right\} \\
&= \frac{L}{m} \sum_{i \in I_l} A_i [\hat{q}_{1l}(Z_i, M_i, X_i) - q_1(Z_i, M_i, X_i)]^2 \mathbb{E} \left\{ [Y_i - h_1(W_i, M_i, A_i, X_i)]^2 \mid Z_i, M_i, A_i = 1, X_i, \{\mathcal{O}_j\}_{j \in I_l^c} \right\} \\
&\leq \frac{L\eta}{m} \sum_{i \in I_l} [\hat{q}_{1l}(Z_i, M_i, X_i) - q_1(Z_i, M_i, X_i)]^2 = o_p \left(\frac{1}{n^{2\tau_{q_1}}} \right),
\end{aligned}$$

where the inequality is due to Assumption 9, and the last equality sign is implied by (40). Hence, note that $\tau_{q_1} \geq 0$, it follows from Chebyshev's inequality that (I) converges to zero in probability. Furthermore, under Assumption 9, the terms (II), (III), and (IV) converge to zero in probability by a similar argument.

For terms (V)-(VII), we take (V) as an example:

$$\begin{aligned}
& \sqrt{n} \frac{1}{m} \sum_{i \in I_l} A_i [\hat{q}_{1l}(Z_i, M_i, X_i) - q_1(Z_i, M_i, X_i)] [\hat{h}_{1l}(W_i, M_i, 1, X_i) - h_1(W_i, M_i, 1, X_i)] \\
&\leq \sqrt{n} \sqrt{\frac{1}{m} \sum_{i \in I_l} [\hat{q}_{1l}(Z_i, M_i, X_i) - q_1(Z_i, M_i, X_i)]^2} \sqrt{\frac{1}{m} \sum_{i \in I_l} [\hat{h}_{1l}(W_i, M_i, 1, X_i) - h_1(W_i, M_i, 1, X_i)]^2} \\
&= o_p \left(\frac{\sqrt{n}}{n^{\tau_{q_1} + \tau_{h_1}}} \right),
\end{aligned}$$

where the inequality sign results from the Cauchy-Schwarz inequality, and the last equality sign is implied by (38) and (40). Thus, note that $\tau_{q_1} + \tau_{h_1} \geq \frac{1}{2}$, we have that (V) converges to zero in probability. Furthermore, following a similar argument, we find that (VI) $\leq o_p \left(\frac{\sqrt{n}}{n^{\tau_{q_0} + \tau_{h_1}}} \right)$ and (VII) $\leq o_p \left(\frac{\sqrt{n}}{n^{\tau_{q_0} + \tau_{h_0}}} \right)$. Hence, because $\tau_{q_0} + \tau_{h_1} \geq \frac{1}{2}$ and $\tau_{q_0} + \tau_{h_0} \geq \frac{1}{2}$, we obtain that the terms (VI) and (VII) also converge to zero in probability.

Therefore, we get that

$$\sqrt{n} (\check{\psi}_{(P-MR)_l} - \psi_{(P-MR)_l}) \xrightarrow{p} 0.$$

Note that $\frac{1}{n} \sum_{i=1}^n EIF_{\psi}(\mathcal{O}_i; \psi, \zeta) = \frac{1}{L} \sum_{l=1}^L \psi_{(P-MR)_l} - \psi$, the \sqrt{n} -consistency and normality for

$\check{\psi}_{P-MR}$ can then be proved by carrying out the same argument for other folds to obtain

$$\sqrt{n}(\check{\psi}_{P-MR} - \psi) = \frac{1}{\sqrt{n}} \sum_{i=1}^n EIF_{\psi}(\mathcal{O}_i; \psi, \zeta) + o_p(1).$$

F Minimax estimation for bridge functions

In Section 5, we proposed a debiased machine learning estimation approach leveraging the efficient influence function, which remains \sqrt{n} -consistent even when machine learning-based nuisance function estimators do not converge at the \sqrt{n} -rate. This section focuses on estimating nuisance functions using a recently developed minimax learning approach.

The nuisance bridge functions h_1 , h_0 , q_1 , and q_0 are solutions to integral equations (4), (5), (9), and (10), precluding direct application of standard regression techniques. Instead, we adopt a nonparametric adversarial learning method for solving these conditional moment equations, following Dikkala et al. (2020) and its adaptations for the original semiparametric proximal causal inference in Kallus et al. (2021) and Ghassami et al. (2022). Using this approach, we estimate the nuisance functions h_1 , h_0 , q_0 , and q_1 via a minimax kernel method. Let \mathcal{H}_1 , \mathcal{H}_0 , \mathcal{Q}_0 , \mathcal{Q}_1 , and \mathcal{G} denote normed function spaces.

For bridge functions h_1 and h_0 , which solve conditional moment equations (4) and (5), we propose the nonparametric regularized estimators based on the following optimizations:

$$\begin{aligned} \hat{h}_1(W, M, A, X) &= \arg \min_{h_1 \in \mathcal{H}_1} \sup_{g \in \mathcal{G}} \mathbb{E}_n \{ [Y - h_1(W, M, A, X)] g(Z, A, M, X) - g^2(Z, A, M, X) \} - \lambda_{\mathcal{G}}^{h_1} \|g\|_{\mathcal{G}}^2 + \lambda_{\mathcal{H}_1}^{h_1} \|h_1\|_{\mathcal{H}_1}^2, \\ \hat{h}_0(W, 1, X) &= \arg \min_{h_0 \in \mathcal{H}_0} \sup_{g \in \mathcal{G}} \mathbb{E}_{n_0} \left\{ \left[\hat{h}_1(W, M, 1, X) - h_0(W, X) \right] g(Z, X) - g^2(Z, X) \right\} - \lambda_{\mathcal{G}}^{h_{01}} \|g\|_{\mathcal{G}}^2 + \lambda_{\mathcal{H}_{01}}^{h_{01}} \|h_0\|_{\mathcal{H}_{01}}^2, \\ \hat{h}_0(W, 0, X) &= \arg \min_{h_0 \in \mathcal{H}_0} \sup_{g \in \mathcal{G}} \mathbb{E}_{n_0} \left\{ \left[\hat{h}_1(W, M, 0, X) - h_0(W, X) \right] g(Z, X) - g^2(Z, X) \right\} - \lambda_{\mathcal{G}}^{h_{00}} \|g\|_{\mathcal{G}}^2 + \lambda_{\mathcal{H}_{00}}^{h_{00}} \|h_0\|_{\mathcal{H}_{00}}^2, \end{aligned}$$

where $\mathbb{E}_n(\cdot)$ and $\mathbb{E}_{n_0}(\cdot)$ represent empirical expectations over the full dataset and the subset with $A = 0$, respectively. For bridge functions q_0 and q_1 , which solve conditional moment equations (14) and (15), we propose the nonparametric regularized estimators based on the optimizations as follows:

$$\hat{q}_0(Z, X) = \arg \min_{q_0 \in \mathcal{Q}_0} \sup_{g \in \mathcal{G}} \mathbb{E}_n \left\{ [(1-A)q_0(Z, X) - A] g(W, X) - g^2(W, X) \right\} - \lambda_{\mathcal{G}}^{q_0} \|g\|_{\mathcal{G}}^2 + \lambda_{\mathcal{Q}_0}^{q_0} \|q_0\|_{\mathcal{Q}_0}^2,$$

$$\hat{q}_1(Z, M, X) = \arg \min_{q_1 \in \mathcal{Q}_1} \sup_{g \in \mathcal{G}} \mathbb{E}_n \left\{ [Aq_1(Z, M, X) - (1-A)\hat{q}_0(Z, X)] g(W, M, X) - g^2(W, M, X) \right\} - \lambda_{\mathcal{G}}^{q_1} \|g\|_{\mathcal{G}}^2 + \lambda_{\mathcal{Q}_1}^{q_1} \|q_1\|_{\mathcal{Q}_1}^2.$$

The convergence properties of the minimax estimators are detailed in [Dikkala et al. \(2020\)](#) and [Ghassami et al. \(2022\)](#). Here, we provide an intuitive explanation for these minimax estimators. Take \hat{h}_1 as an example, with similar arguments extending to \hat{h}_0 , \hat{q}_0 , and \hat{q}_1 . Note that

$$\begin{aligned} & \arg \sup_{g \in \mathcal{G}} \mathbb{E} \left\{ [Y - h_1(W, M, A, X)] g(Z, A, M, X) - g^2(Z, A, M, X) \right\} \\ &= \arg \sup_{g \in \mathcal{G}} \mathbb{E} \left\{ [Y - h_1(W, M, A, X)] g(Z, A, M, X) - g^2(Z, A, M, X) \right. \\ & \quad \left. - \frac{1}{4} [Y - h_1(W, M, A, X)]^2 + \frac{1}{4} [Y - h_1(W, M, A, X)]^2 \right\} \\ &= \arg \sup_{g \in \mathcal{G}} \mathbb{E} \left\{ \frac{1}{4} [Y - h_1(W, M, A, X)]^2 - \left(g(Z, A, M, X) - \frac{1}{2} [Y - h_1(W, M, A, X)] \right)^2 \right\} \\ &= \arg \inf_{g \in \mathcal{G}} \mathbb{E} \left\{ \left(g(Z, A, M, X) - \frac{1}{2} [Y - h_1(W, M, A, X)] \right)^2 \right\} \\ &= \frac{1}{2} \mathbb{E} \left\{ [Y - h_1(W, M, A, X)] \middle| Z, A, M, X \right\}. \end{aligned}$$

It follows that

$$\begin{aligned} & \sup_{g \in \mathcal{G}} \mathbb{E} \left\{ [Y - h_1(W, M, A, X)] g(Z, A, M, X) - g^2(Z, A, M, X) \right\} \\ &= \mathbb{E} \left\{ \frac{1}{2} [Y - h_1(W, M, A, X)] \mathbb{E} \left[Y - h_1(W, M, A, X) \middle| Z, A, M, X \right] - \frac{1}{4} \mathbb{E} \left[Y - h_1(W, M, A, X) \middle| Z, A, M, X \right]^2 \right\} \\ &= \frac{1}{4} \mathbb{E} \left\{ \mathbb{E} \left[Y - h_1(W, M, A, X) \middle| Z, A, M, X \right]^2 \right\}, \end{aligned}$$

which is always non-negative, and achieves zero if and only if h_1 satisfies the integral equation (4). Consequently, minimizing the empirical counterpart of this expression with respect to h_1 yields the minimax estimator \hat{h}_1 . The inclusion of regularization terms prevents overfitting and ensures favorable convergence rates ([Dikkala et al., 2020](#); [Ghassami et al., 2022](#)).

G Choices of bridge functions for numerical experiments

We first elaborate that outcome confounding bridge functions have the forms (27) and (28) under the data-generating mechanism in Section 6. It suffices to verify that expressions (27) and (28) satisfy integral equations (4) and (5). Note that Y is generated from $Y = 2 + 2A + M + 2W - (1, 1)^T X - U + 2\epsilon^*$, and $W \perp\!\!\!\perp \{A, M\} | U, X$, we have that

$$\begin{aligned}\mathbb{E}(Y|U, A, M, X) &= 2 + 2A + M + 2\mathbb{E}(W|U, A, M, X) - (1, 1)^T X - U \\ &= 2 + 2A + M + 2\mathbb{E}(W|U, X) - (1, 1)^T X - U \\ &= 2.6 + 2A + M - (0.6, 0.6)^T X - 2.2U.\end{aligned}$$

For the expression (27) that $h_1(W, M, A, X; \beta_1) = \beta_{1,0} + \beta_{1,w}W + \beta_{1,m}M + \beta_{1,a}A + \beta_{1,x}^T X$,

$$\begin{aligned}\mathbb{E}[h_1(W, M, A, X; \beta_1)|U, A, M, X] &= \beta_{1,0} + \beta_{1,w}\mathbb{E}(W|U, A, M, X) + \beta_{1,m}M + \beta_{1,a}A + \beta_{1,x}^T X \\ &= \beta_{1,0} + \beta_{1,w}\mathbb{E}(W|U, X) + \beta_{1,m}M + \beta_{1,a}A + \beta_{1,x}^T X \\ &= (\beta_{1,0} + 0.3\beta_{1,w}) + \beta_{1,m}M + \beta_{1,a}A + (\beta_{1,x}^T + \beta_{1,w}(0.2, 0.2)^T)X - 0.6\beta_{1,w}U.\end{aligned}$$

After matching the coefficients, it follows that

$$\left\{ \begin{array}{l} \beta_{1,0} = 1.5 \\ \beta_{1,m} = 1 \\ \beta_{1,a} = 2 \\ \beta_{1,x} = -(\frac{4}{3}, \frac{4}{3}) \\ \beta_{1,w} = \frac{11}{3} \end{array} \right.$$

are compatible with the integral equation (4). In other words,

$$h_1(W, M, A, X) = 1.5 + \frac{11}{3}W + M + 2A - \left(\frac{4}{3}, \frac{4}{3}\right)^T X$$

is a proper outcome confounding bridge function satisfying (4).

Then, it turns out to be

$$\begin{aligned}
\mathbb{E}[h_1(W, M, a, X)|U, A = 0, X] &= 1.5 + \frac{11}{3}\mathbb{E}(W|U, A = 0, X) + \mathbb{E}(M|U, A = 0, X) + 2a - \left(\frac{4}{3}, \frac{4}{3}\right)^T X \\
&= 1.5 + \frac{11}{3}\mathbb{E}(W|U, X) + \mathbb{E}(M|U, A = 0, X) + 2a - \left(\frac{4}{3}, \frac{4}{3}\right)^T X \\
&= 2.6 - (1, 1)^T X - 0.7U + 2a,
\end{aligned}$$

for $a = 0, 1$. Consider the expression (28) that $h_0(W, A, X; \beta_0) = \beta_{0,0} + \beta_{0,w}W + \beta_{0,a}A + \beta_{0,x}^T X$,

$$\begin{aligned}
\mathbb{E}[h_0(W, a, X; \beta_0)|U, A = 0, X] &= \beta_{0,0} + \beta_{0,w}\mathbb{E}(W|U, A = 0, X) + \beta_{0,a}a + \beta_{0,x}^T X \\
&= \beta_{0,0} + \beta_{0,w}\mathbb{E}(W|U, X) + \beta_{0,a}a + \beta_{0,x}^T X \\
&= \beta_{0,0} + 0.3\beta_{0,w} + (\beta_{0,x}^T + \beta_{0,w}(0.2, 0.2)^T)X - 0.6\beta_{0,w}U + \beta_{0,a}a,
\end{aligned}$$

for $a = 0, 1$. After matching the coefficients, it follows that

$$\left\{ \begin{array}{l} \beta_{0,0} = 2.25 \\ \beta_{0,a} = 2 \\ \beta_{0,x} = -\left(\frac{4}{3}, \frac{4}{3}\right) \\ \beta_{0,w} = \frac{7}{6} \end{array} \right.$$

are compatible with the integral equation (5). In other words,

$$h_0(W, A, X) = 2.25 + \frac{7}{6}W + 2A - \left(\frac{4}{3}, \frac{4}{3}\right)^T X$$

is a proper outcome confounding bridge function satisfying (5). Therefore, the linear models specified in (27) and (28) are the outcome confounding bridge functions h_1 and h_0 in our data-generating mechanism.

Next, we consider the specification of the exposure confounding bridge functions, q_0 and q_1 , under the data-generating mechanism described in Section 6. For ease of exposition, we denote the exposure confounding bridge functions introduced in [Dukes et al. \(2023\)](#) as q_0^* and q_1^* . We observe the connection between q_0 and q_0^* that

$$q_0(Z, X) = q_0^*(Z, X) - 1.$$

Moreover, q_1 and q_1^* satisfy the same integral equations. Note that our data-generating process largely follows the framework of [Dukes et al. \(2023\)](#). Consequently, we adapt the results of [Dukes et al. \(2023\)](#) to specify the exposure confounding bridge functions q_0 and q_1 in our setting, as formalized in the following theorem.

Theorem G.1. *When A follows a Bernoulli distribution given U and X with $\frac{1}{f(A=0|U,X)} = 1 + \exp\{-(\alpha_{0,0} + \alpha_{0,u}U + \alpha_{0,x}X)\}$, $M \sim \mathcal{N}(\tau_0 + \tau_a A + \tau_u U + \tau_x X, \sigma_{m|u,a,x}^2)$ given U , A and X , and $Z \sim \mathcal{N}(\epsilon_0 + \epsilon_u U + \epsilon_a A + \epsilon_x X, \sigma_{z|u,a,x}^2)$ given U , A and X , then the choices of exposure confounding bridge functions:*

$$\begin{aligned} q_0(Z, X) &= \exp\{-(\gamma_{0,0} + \gamma_{0,z}Z + \gamma_{0,x}X)\}, \\ q_1(Z, M, X) &= q_0(Z, X) \exp\{\gamma_{1,0} + \gamma_{1,z}Z + \gamma_{1,m}M + \gamma_{1,x}X\}, \end{aligned}$$

satisfies the integral equations (9) and (10), at the parameter values:

$$\begin{cases} \gamma_{0,0} = \alpha_{0,0} - \frac{\alpha_{0,u}}{\epsilon_u} \left(\epsilon_0 - \frac{\alpha_{0,u}\sigma_{z|u,a,x}^2}{2\epsilon_u} \right) \\ \gamma_{0,z} = \frac{\alpha_{0,u}}{\epsilon_u} \\ \gamma_{0,x} = \alpha_{0,x} - \frac{\alpha_{0,u}\epsilon_x}{\epsilon_u} \end{cases}$$

and

$$\begin{cases} \gamma_{1,0} = \alpha_{1,0} - \frac{\alpha_{1,u}}{\epsilon_u} \left(\epsilon_0 + \epsilon_a + \frac{\alpha_{1,u}\sigma_{z|u,a,x}^2}{2\epsilon_u} \right) \\ \gamma_{1,m} = \alpha_{1,m} \\ \gamma_{1,z} = \frac{\alpha_{1,u}}{\epsilon_u} \\ \gamma_{1,x} = \alpha_{1,x} - \frac{\alpha_{1,u}\epsilon_x}{\epsilon_u} \end{cases}$$

where

$$\begin{cases} \alpha_{1,0} = \frac{\tau_a}{\sigma_{m|u,a,x}^2} \left(\frac{\tau_a}{2} + \tau_0 \right) + \alpha_{0,0} \\ \alpha_{1,m} = -\frac{\tau_a}{\sigma_{m|u,a,x}^2} \\ \alpha_{1,u} = \frac{\tau_a \tau_u}{\sigma_{m|u,a,x}^2} + \alpha_{0,u} \\ \alpha_{1,x} = \frac{\tau_a \tau_x}{\sigma_{m|u,a,x}^2} + \alpha_{0,x} \end{cases}$$

are parameters of $\log \frac{f(A=0|U,M,X)}{f(A=1|U,M,X)} = \alpha_{1,0} + \alpha_{1,m}M + \alpha_{1,u}U + \alpha_{1,x}X$.

References

- Babor, T. F., Higgins-Biddle, J. C., Saunders, J. B., Monteiro, M. G., Organization, W. H., et al. (2001). Audit: the alcohol use disorders identification test: guidelines for use in primary health care. Technical report, World Health Organization.
- Belloni, A. and Chernozhukov, V. (2013). Least squares after model selection in high-dimensional sparse models. *Bernoulli*, 19(2):521 – 547.
- Boden, J. M. and Fergusson, D. M. (2011). Alcohol and depression. *Addiction*, 106(5):906–914.
- Chen, X. and White, H. (1999). Improved rates and asymptotic normality for nonparametric neural network estimators. *IEEE Transactions on Information Theory*, 45(2):682–691.
- Chernozhukov, V., Chetverikov, D., Demirer, M., Duflo, E., Hansen, C., Newey, W., and Robins, J. (2018). Double/debiased machine learning for treatment and structural parameters.
- Cui, Y., Pu, H., Shi, X., Miao, W., and Tchetgen Tchetgen, E. (2023). Semiparametric proximal causal inference. *Journal of the American Statistical Association*, pages 1–12.
- Darolles, S., Fan, Y., Florens, J.-P., and Renault, E. (2011). Nonparametric instrumental regression. *Econometrica*, 79(5):1541–1565.
- Dikkala, N., Lewis, G., Mackey, L., and Syrgkanis, V. (2020). Minimax estimation of conditional moment models. *Advances in Neural Information Processing Systems*, 33:12248–12262.
- Domínguez-Espinosa, A. d. C., Laborda Sánchez, F., Polo Velázquez, A. M., and Polanco Hernández, G. (2023). A mediation model of self-efficacy and depression between burnout and alcohol consumption among health workers during the covid-19 pandemic. *COVID*, 3(4):643–654.
- Dukes, O., Shpitser, I., and Tchetgen Tchetgen, E. J. (2023). Proximal mediation analysis. *Biometrika*, 110(4):973–987.

- D'Haultfoeuille, X. (2011). On the completeness condition in nonparametric instrumental problems. *Econometric Theory*, 27(3):460–471.
- Franco-Díaz, K. L., Fernández-Niño, J. A., and Astudillo-García, C. I. (2018). Prevalence of depressive symptoms and factorial invariance of the center for epidemiologic studies (ces-d) depression scale in a group of mexican indigenous population. *Biomedica*, 38:127–140.
- Fulcher, I. R., Shpitser, I., Marealle, S., and Tchetgen Tchetgen, E. J. (2020). Robust inference on population indirect causal effects: the generalized front door criterion. *Journal of the Royal Statistical Society Series B: Statistical Methodology*, 82(1):199–214.
- Ghassami, A., Shpitser, I., and Tchetgen, E. T. (2023). Partial identification of causal effects using proxy variables. *arXiv preprint arXiv:2304.04374*.
- Ghassami, A., Yang, A., Shpitser, I., and Tchetgen Tchetgen, E. (2024). Causal inference with hidden mediators. *Biometrika*, page asae037.
- Ghassami, A., Ying, A., Shpitser, I., and Tchetgen, E. T. (2022). Minimax kernel machine learning for a class of doubly robust functionals with application to proximal causal inference. In *International conference on artificial intelligence and statistics*, pages 7210–7239. PMLR.
- Hu, Y. and Shiu, J.-L. (2018). Nonparametric identification using instrumental variables: sufficient conditions for completeness. *Econometric Theory*, 34(3):659–693.
- Hubbard, A. E. and Van der Laan, M. J. (2008). Population intervention models in causal inference. *Biometrika*, 95(1):35–47.
- Kallus, N., Mao, X., and Uehara, M. (2021). Causal inference under unmeasured confounding with negative controls: A minimax learning approach. *arXiv preprint arXiv:2103.14029*.
- Kennedy, E. H. (2024). Semiparametric doubly robust targeted double machine learning: a review. *Handbook of Statistical Methods for Precision Medicine*, pages 207–236.

- Kozbur, D. (2017). Testing-based forward model selection. *American Economic Review*, 107(5):266–269.
- Li, W., Liu, J., Ding, P., and Geng, Z. (2024). Identification and multiply robust estimation of causal effects via instrumental variables from an auxiliary heterogeneous population. *arXiv preprint arXiv:2407.18166*.
- Maslach, C. and Jackson, S. E. (1981). The measurement of experienced burnout. *Journal of organizational behavior*, 2(2):99–113.
- Miao, W., Geng, Z., and Tchetgen Tchetgen, E. J. (2018a). Identifying causal effects with proxy variables of an unmeasured confounder. *Biometrika*, 105(4):987–993.
- Miao, W., Shi, X., and Tchetgen, E. T. (2018b). A confounding bridge approach for double negative control inference on causal effects. *arXiv preprint arXiv:1808.04945*.
- Michal, M., Wiltink, J., Tibubos, A. N., Wild, P. S., Münzel, T., Lackner, K., Pfeiffer, N., König, J., Gieswinkel, A., Beutel, M., et al. (2024). Impact of depersonalization on the course of depression: longitudinal observations from the gutenber health study. *BMC psychiatry*, 24(1):196.
- Newey, W. K. and Powell, J. L. (2003). Instrumental variable estimation of nonparametric models. *Econometrica*, 71(5):1565–1578.
- Neyman, J. (1959). Optimal asymptotic tests of composite hypotheses. *Probability and statistics*, pages 213–234.
- Neyman, J. (1979). $C(\alpha)$ tests and their use. *Sankhyā: The Indian Journal of Statistics, Series A*, pages 1–21.
- Park, C., Stensrud, M., and Tchetgen, E. T. (2024). Proximal causal inference for conditional separable effects. *arXiv preprint arXiv:2402.11020*.

- Pearl, J. (2009). *Causality*. Cambridge university press.
- Prado, J. F. U. and Saisó, A. G. (2016). La escala de desgaste ocupacional (edo) y sus propiedades psicométricas con trabajadores en precariedad laboral de la ciudad de México [the occupational burnout scale (edo) and its psychometric properties with precarious workers in Mexico city]. *Revista Interamericana de Psicología Ocupacional*, 32(2):38–55.
- Qi, Z., Miao, R., and Zhang, X. (2024). Proximal learning for individualized treatment regimes under unmeasured confounding. *Journal of the American Statistical Association*, 119(546):915–928.
- Raimo, E. B., Roemer, R. A., Moster, M., and Shan, Y. (1999). Alcohol-induced depersonalization. *Biological psychiatry*, 45(11):1523–1526.
- Robins, J. (1986). A new approach to causal inference in mortality studies with a sustained exposure period—application to control of the healthy worker survivor effect. *Mathematical modelling*, 7(9-12):1393–1512.
- Robins, J. M., Rotnitzky, A., and Zhao, L. P. (1994). Estimation of regression coefficients when some regressors are not always observed. *Journal of the American statistical Association*, 89(427):846–866.
- Rogawski McQuade, E. T., Benjamin-Chung, J., Westreich, D., and Arnold, B. F. (2022). Population intervention effects in observational studies to emulate target trial results: reconciling the effects of improved sanitation on child growth. *International journal of epidemiology*, 51(1):279–290.
- Schick, A. (1986). On asymptotically efficient estimation in semiparametric models. *The Annals of Statistics*, pages 1139–1151.
- Schuckit, M. A. (1994). Alcohol and depression: a clinical perspective. *Acta Psychiatrica Scandinavica*, 89:28–32.

- Stephens, A., Tchetgen Tchetgen, E., and De Gruttola, V. (2014). Locally efficient estimation of marginal treatment effects when outcomes are correlated: is the prize worth the chase? *The international journal of biostatistics*, 10(1):59–75.
- Sullivan, L. E., Fiellin, D. A., and O’Connor, P. G. (2005). The prevalence and impact of alcohol problems in major depression: a systematic review. *The American journal of medicine*, 118(4):330–341.
- Tchetgen Tchetgen, E. J., Ying, A., Cui, Y., Shi, X., and Miao, W. (2020). An introduction to proximal causal learning. *arXiv preprint arXiv:2009.10982*.
- Van der Vaart, A. W. (2000). *Asymptotic statistics*, volume 3. Cambridge university press.
- White, H. (1982). Maximum likelihood estimation of misspecified models. *Econometrica: Journal of the econometric society*, pages 1–25.
- Ying, A., Miao, W., Shi, X., and Tchetgen Tchetgen, E. J. (2023). Proximal causal inference for complex longitudinal studies. *Journal of the Royal Statistical Society Series B: Statistical Methodology*, 85(3):684–704.