

# Negotiating Strict Latency Limits for Dynamic Real-Time Services in Vehicular Time-Sensitive Networks

Timo Salomon<sup>1,2</sup>, Lisa Maile<sup>3</sup>, Philipp Meyer<sup>2</sup>, Franz Korf<sup>2</sup>, and Thomas C. Schmidt<sup>2</sup>

<sup>1</sup> Faculty of Computer Science, Dresden University of Technology, 01187 Dresden, Germany

<sup>2</sup> Department of Computer Science, Hamburg University of Applied Sciences, 20099 Hamburg, Germany

<sup>3</sup> Electronic Systems Group, Eindhoven University of Technology (TU/e), 5600 MB Eindhoven, Netherlands

**Abstract**—Future vehicles are expected to dynamically deploy in-vehicle applications within a Service-Oriented Architecture (SOA). Critical services operate under hard real-time constraints, which Time-Sensitive Networking (TSN) complements on the in-vehicle Ethernet layer. TSN ensures deterministic communication between critical services and its Credit-Based Shaper (CBS) supports dynamic resource reservations. However, the dynamic nature of service deployment challenges network resource configuration, since any new reservation may change the latency of already validated flows. In addition, standard methods of worst-case latency analysis for CBS have been found incorrect, and current TSN stream reservation procedures lack mechanisms to signal application layer Quality-of-Service (QoS) requirements or verify deadlines. In this paper, we propose a QoS negotiation scheme within the automotive SOA that interacts with the TSN network controller to reserve resources while ensuring latency bounds. We comparatively evaluate reservation schemes using worst-case analysis and simulations of a realistic In-Vehicle Network (IVN) for demonstrating their impact on QoS guarantees, resource utilization, and setup times. We find that only a reservation scheme utilizing per-queue delay budgets and network calculus provides valid configurations and guarantees acceptable latency bounds throughout the IVN. The proposed service negotiation mechanism efficiently establishes 450 vehicular network reservations in just 11 ms.

**Index Terms**—In-Vehicle Networks, QoS Negotiation, Service-Oriented Architecture, Software-Defined Networking, Time-Sensitive Networking

## I. INTRODUCTION

Vehicles comprise a distributed system of software-defined and hardware-enabled functions. The In-Vehicle Network (IVN) connects sensors and actuators with in-car intelligence that executes on Electronic Control Units (ECUs) or High-Performance Controllers (HPCs). With the advent of Advanced Driver Assistance Systems (ADASs) and autonomous driving, previously isolated domains interconnect at increasing bandwidths. A central Ethernet backbone is envisioned to soon replace the current Controller Area Network (CAN)-based topology [1]–[3]. Gateways translate between different networks (e.g., CAN and Ethernet) and protocols for interoperability and backward compatibility [4]. For future IVNs, consolidation with sharing of computational and network resources across applications promises to significantly reduce system complexity and integration cost [5].

## A. THE SOFTWARE-DEFINED CAR

The automotive industry is migrating to the Software as a Service (SaaS) paradigm, which enables new business models of greater flexibility, extensibility, and customization [5]. Software drives innovation in vehicle performance, safety, and comfort and increasingly contributes to the value of a car [6]. Complementary innovations, such as the online capabilities of connected vehicles, give rise to new software life cycles with frequent updates.

A Service-Oriented Architecture (SOA) introduces well-defined interfaces to enhance flexibility and reusability of functions [5]. At runtime, service providers announce endpoints, which are dynamically discovered by clients in a publish-subscribe model. For future deployments, dynamic service orchestration is envisioned based on customer configurations and available resources [7], [8]. These services exhibit a wide range of Quality-of-Service (QoS) requirements [9], some of which provided by end devices or applications, others demanding network support to address reliability and hard real-time constraints.

## B. REAL-TIME COMMUNICATION IN VEHICLES

The Time-Sensitive Networking (TSN) standards (IEEE 802.1Q [10]) offer real-time admission control with ingress filtering, traffic prioritization, and shaping algorithms. The Credit Based Shaper (CBS) algorithm [10] has been recognized [1], [11], [12] as a promising solution for shaping in-vehicle real-time traffic due to its low complexity. CBS does not require precise time synchronization and allows dynamic bandwidth allocation. However, all traffic of the same priority class shares the reserved bandwidth, which directly affects worst-case latency and makes it challenging to determine the required bandwidth that guarantees deadlines for each subscription (details in Sec. III). For instance, when a new service is added, the reservation of additional subscriptions can change queueing delays for existing ones. Since CBS distributes the reserved bandwidth between active subscriptions, previously guaranteed latency bounds may no longer hold, requiring careful admission control and bandwidth reallocation.

For resource reservation and deadline verification in a dynamic SOA, the network must identify services, subscriptions, and QoS requirements. TSN operates at the data link layer,

complicating integration of service requirements from service discovery protocols on the session layer – again, we elaborate on these problems in Sec. III. While TSN defines a central user configuration for pre-defined application requirements, the protocol for dynamic signaling of QoS requirements between services and the controller remains unspecified [10, Section 46.2.2]. In previous work, we integrated the automotive service discovery with Software-Defined Networking (SDN) [13] to adapt the network to active subscriptions, but left the question of signaling and enforcing QoS requirements open, which we target in Sec. IV.

Traditionally, central controller tools derived static global configurations after all subscriptions were registered. Current dynamic approaches do not verify the deadline, and established TSN standard formulas for determining worst-case latency for CBS have been proven to be incorrect [14]. Newer approaches allow for dynamic changes and reconfigurations at runtime [8], [15], but an integration and evaluation for automotive use is missing. Prior work [1], [8], [11], [12], [15], evaluated the resource reservation problem for TSN. Implications of the interaction with application layer protocols of the dynamic automotive SOA are not considered.

### C. CONTRIBUTIONS

In this work, we integrate dynamic QoS negotiation for an automotive SOA with central Time-Sensitive Software-Defined Networking (TSSDN) control, such that communication latencies strictly comply with the requested deadlines. The key contributions of this paper read:

- 1) We design a signaling mechanism within the TSSDN control plane to negotiate real-time requirements in a dynamic SOA.
- 2) We comparatively evaluate reservation schemes w.r.t. maximum service latencies, identifying and eliminating those that fail to guarantee strict upper bounds.
- 3) We formally verify requested deadlines for service communication in TSN using the Network Calculus (NC) framework based on per-queue delay budgets [15], supporting admission control at runtime.
- 4) We analyze implications of our approach for a realistic IVN – previously published in [3] – through simulations based on the widely used automotive *Scalable service-Oriented MiddlewarE over IP* (SOME/IP).

The remainder of this article is structured as follows. Sec. II summarizes background on TSN and SOA in vehicles and discusses related work. Sec. III presents the dynamic stream reservation problem for TSN. Sec. IV describes our signaling scheme for service requirements, deadlines. Sec. V applies state-of-the-art approaches to determine required bandwidths and validate deadlines. Sec. VI evaluates our approach through simulations in a synthetic study and a realistic IVN. We discuss the implications and limitations of our findings here. Finally, Sec. VII concludes with an outlook on future work.

## II. BACKGROUND AND RELATED WORK

The automotive industry is undergoing a transformation towards software-defined vehicles, leveraging SaaS principles to enhance flexibility, upgradability, and customization [5], [6]. This shift supports context dependent features (e.g., adaptive cruise control, parking assistance), aftermarket software (e.g., infotainment apps, ADASs), and hardware add-ons (e.g., trailers with sensors, lights, brakes). Dynamic subscriptions establish a communication path between publishers and subscribers, with most services subscribed to by multiple clients.

This evolution, however, also increases IVN complexity due to the growing number of optional features and system variants [5]–[8]. To address this, future IVNs will likely transition from legacy Electrical/Electronic (E/E) architectures with function-specific ECUs toward centralized computing and communication platforms [5], [7]. A high-speed Ethernet backbone, replacing traditional CAN bus systems, fosters a flat topology with a standardized IP stack [5], [8].

Middleware solutions are crucial for enabling service discovery, connection setup, and QoS provisioning in these agile networks. They manage the communication channel, which can be either unicast or multicast, on the application layer in form of a subscription, connection, communication flow or stream – which we use interchangeably in this paper. Notable candidates include Data Distribution Service (DDS) [16], widely used in robotics, and SOME/IP [17], [18], optimized for automotive applications due to its low complexity and overhead. Both support runtime service discovery and event-driven publish-subscribe models over UDP or TCP [16], [17]. We focus on SOME/IP due to its widespread adoption in the automotive industry and its selection by the AUTomotive Open System ARchitecture (AUTOSAR) consortium [4], [17]. Nonetheless, the proposed approach can be seamlessly adapted to DDS.

Automotive services have diverse QoS requirements that must be guaranteed by the network [9]. Dynamic services with frequent updates may change their communication behavior which complicates this task as it breaks static real-time configurations, which are common in current IVN setups [3], [11]. On the other hand, dynamic configurations come with challenges, which we will explain in Sec. III.

### A. TIME-SENSITIVE NETWORKING IN CARS

The use of TSN in vehicles has recently gained significant attention [2]. The automotive profile (draft IEEE 802.1DG-2024 [19]) outlines its application in cars. The TSN standards under the IEEE 802.1Q umbrella [10] define building blocks for real-time admission control. Prioritization reduces high priority traffic latency, whereas shaping algorithms reduce jitter and prevent starvation of lower priorities by limiting the bandwidth for high priority traffic.

This work focuses on egress traffic shaping to ensure End-to-End (E2E) latency guarantees. A VLAN Priority Code Point (PCP) maps to (usually 8) strict priority queues. The Time-Aware Shaper (TAS) (IEEE 802.1Qbv) adds a transmission

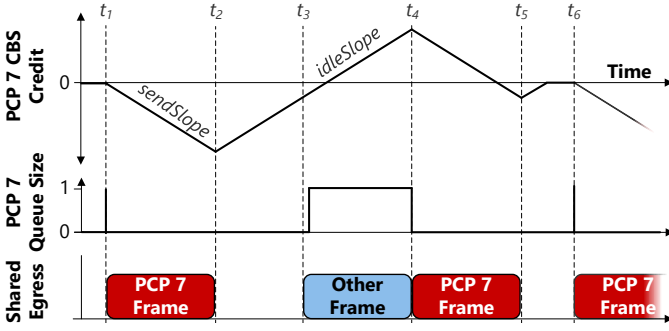


Fig. 1. Credit evolution for CBS forwarding.

selection algorithm and a gate to each queue. Time Division Multiple Access (TDMA)-scheduled gates can minimize latency and jitter but require precise synchronization and a complex, typically offline-computed schedule [20]. In contrast, *asynchronous* shaping algorithms such as CBS (IEEE 802.1Qav) or Asynchronous Traffic Shaping (ATS) (IEEE 802.1Qcr) manage bandwidth allocation without precise time synchronization.

TDMA schedules for TAS usually involve all endpoints and switches to implement a synchronized, network-wide schedule. Therefore, they often assume predefined applications, making them unsuitable for dynamic services. While dynamic scheduling techniques exist [21], runtime modifications remain challenging. Our previous investigations for updating TAS TDMA schedules [8] revealed the need for precise timing of transactional updates that ensure no permanent delays are introduced during reconfiguration. Here, asynchronous mechanisms have a distinct advantage, as they do not rely on precise timings and can be updated at runtime. A hybrid approach is emerging where some flows remain predefined with static schedules, while flows for dynamic services rely on shaping mechanisms that support dynamic updates, such as CBS. Leonardi *et al.* suggest partitioning TSN queues to isolate dynamic from static priorities [22].

CBS introduces idle times between high priority transmissions to mitigate negative impact on lower priority traffic. The **idle slope** queue parameter defines the guaranteed bandwidth and imposes an upper transmission limit. The total idle slopes of CBS queues at a port should stay below the link rate, leaving some bandwidth for best effort traffic.

CBS maintains a **credit** to determine frame transmission eligibility as shown in Fig. 1. Frames can only begin transmission if the credit is non-negative ( $\geq 0$ ). Each transmission decreases the credit at the rate **send slope** (with  $\text{send slope} = \text{idle slope} - \text{link rate}$ , cf.,  $[t_1, t_2]$ ,  $[t_4, t_5]$ ). When the credit is negative, it increases at the idle slope rate until reaching zero (cf.,  $[t_2, t_3]$ ,  $[t_5, t_6]$ ) and lower priorities are allowed to transmit frames (cf.,  $[t_3, t_4]$ ). If other priority queues delay an eligible transmission (cf.,  $[t_3, t_4]$ ), the credit can increase above zero at the idle slope rate. If a queue is empty and the credit is positive, it resets to zero.

ATS offers per-stream traffic shaping based on a token

bucket algorithm that performs well for sporadic traffic [23], possibly achieving lower E2E latencies than CBS [24], [25], making it a promising candidate for future IVNs. However, Thomas *et al.* demonstrate that ATS can cause unbounded latencies for specific traffic patterns in various networks [26], including star topologies. We explored placement and configuration methods for ATS schedulers to prevent this behavior [27], which still require mathematical proof for their application in centralized configuration of critical traffic. Thus, while our signaling scheme would support ATS, it is not considered in this work, and we instead focus on CBS.

Walrand *et al.* show key principles for in-vehicle Ethernet architectures using TSN with CBS [1]: (i) Minimizing the number of hops reduces chains of influence, thereby decreasing latencies. (ii) “A fast network transport slow flows for free”, so using different link speeds from 10 Mbit/s for control loops to 10 Gbit/s in the backbone improves latency and buffer utilization.

Machine Learning (ML) has transformed various domains and has recently been applied to computer networks [28], including SDN and TSN. Laclau *et al.* apply spectral clustering to predetermine valid network configurations for in-vehicle service setups that can be loaded at runtime [29]. However, their approach does not validate latency bounds and focuses on predetermined configurations rather than fully dynamic adaptation of the network to running services. Recent studies have demonstrated the application of Deep Reinforcement Learning (DRL) for traffic classification, flow-aware scheduling, and routing [30]–[32]. These approaches primarily focus on TDMA configuration for the TAS. In contrast, we focus on dynamic asynchronous mechanisms for shaping dynamic services. While these studies show promising directions, they currently lack the formal validation required for ensuring deterministic latency bounds, which is critical for IVNs. Our work aims to apply more rigorous and validated approaches to network adaptation and performance optimization evaluating their practical applicability using the proposed service negotiation method for TSSDN.

Previous CBS deployments in cars with guaranteed latency remained static and neither addressed dynamic service discovery nor verified latency bounds for service configurations, which we address in this work. We utilize CBS for shaping dynamic services as it is widely recognized for in-vehicle deployment [1], [11], [33]. For pre-defined communication we also consider TAS with a static TDMA schedule. Our signaling scheme can also be extended to other algorithms.

## B. SIGNALING QUALITY-OF-SERVICE REQUIREMENTS

In TSN, the Stream Reservation Protocol (SRP) (IEEE 802.1Qat) announces talker and listener information at runtime, supporting a distributed approach, where switches calculate bandwidth independently, and a recently added centralized approach (IEEE 802.1Qcc), where a controller coordinates the reservation. The upcoming Resource Allocation Protocol (RAP) (draft IEEE 802.1DD [34]) will enhance QoS provisions, including redundancy.

The centralized approach is often referred to as TSSDN [13], [35] as it combines TSN shaping with central network control of SDN. Initially used in campus and data center networks [36], SDN aims to enhance network control and adaptability [37]. In cars, TSSDN promises greater flexibility, adaptability, robustness, and security compared to traditional networks [8], [38], [39]. In previous work [8], we showed that TSSDN allows for adaptable real-time configurations that can at the same time improve network security in cars with strict flow control.

In TSN's central configuration model, a Central User Configuration (CUC) can provide predefined application requirements to the controller [10]. Still, protocols are missing that enable applications to signal service requirements, including deadlines, to the control plane. We address this gap by integrating dynamic QoS negotiation with the automotive service discovery.

Automotive SOA protocols, such as SOME/IP [17] or DDS [16], operate on the session layer, using the UDP-IP stack without link-layer real-time guarantees. Higher layer QoS can sometimes be configured, e.g., specifying update rates or retransmissions [16]. Mapping DDS service requirements statically to TSN using the CUC has been demonstrated [40]. However, integrating dynamic TSN stream reservation with higher layer SOA is challenging due to the lack of standardized QoS translation across OSI layers.

SDN enhances network control and adaptability [37], optimizing protocols such as the Address Resolution Protocol (ARP) with central network knowledge. In a SOA it can enable service deployment across the infrastructure [41]. Nayak *et al.* [42] propose a *P4* programmable data plane implementation for SOME/IP, learning subscriptions in network devices. In previous work, we established the controller as a rendezvous point for SOME/IP service discovery [13] and related work propose integrations for DDS [43]. Central SDN control can make networks more robust against intruders – especially in real-time systems, where resource theft becomes a safety issue – allowing only specific services to communicate [8]. However, signaling QoS requirements for dynamic services remains unaddressed.

Previously, we proposed a dynamic QoS negotiation protocol utilizing a heterogeneous protocol stack that falls back to SRP for resource reservation [9]. Such a multi-stage procedure is common and involves first setting up the subscription in the SOA, then establishing a layer 2 subscription for resource reservation using, e.g., the SRP. Coordinating the two subscriptions is error-prone, can cause inconsistencies, and requires workarounds on end devices to bridge OSI layers. Our service discovery scheme for TSSDN introduces a single-stage procedure, including QoS signaling and resource reservation with guaranteed latency.

### C. DELAY BOUNDS IN TIME-SENSITIVE NETWORKING

Traditional configuration tools generate static global configurations after all subscriptions are registered [11], [44]–[48].

New tools offer centralized real-time flow planning and network configuration for dynamic traffic [8], [10], [15]. Therefore, they leverage central knowledge of network topology, active flows, and QoS requirements. Our integrated dynamic QoS negotiation utilizes centralized dynamic reservation approaches to guarantee latency bounds.

Extensive work has been devoted to the analytical latency analysis of TSN. Delay analysis using NC for CBS can be found in [49], [50], with comprehensive NC results for TSN provided in [51], [52]. Analytical methods based on the busy-period approach have also been proposed for CBS [53], [54] and for combined TAS and CBS [55].

The SRP has limitations regarding schedulability [11], overly pessimistic and un-safe delay guarantees [14], [56], and high communication overhead [57]. Ashjaei *et al.* [55] showed that reserving idle slopes according to TSN standards does not always yield the expected delays. Boiger [46] presented a counterexample to the standards statement [58] on maximum delay in CBS networks, demonstrating that the 2 ms E2E delay over 7 100Mbit/s hops can be violated.

In previous work, we proposed a central admission control scheme for dynamic delay-guaranteed flow reservations in CBS networks [15]. We developed the DYRECTsn [59] framework to determine paths, assign flow priorities based on deadlines, and determine required idle slopes per queue based on delay budgets. These delay budgets ensure that the worst-case delay of a flow stays below this budget even when other flows are added.

The delay budget approach applied in this work (details in Sec. V) requires suitable per hop latency limits (budgets). We have proposed a meta-heuristic method in [59]. Recently, an approach based on ML has been explored [60], but it remains limited: it assume identical budgets at each hop and support only linear and tree topologies. Due to these constraints, we rely on the more flexible meta-heuristic for our IVN scenario in Sec. VI-VI-C, which yields tighter network configurations as it allows for individual delay budgets at each hop.

A comparison is missing between the established standard solution and the delay budget approach regarding resource allocation efficiency and latency guarantees for dynamic services. Additionally, determining delay bounds, signaling QoS requirements, and configuring the network are usually investigated separately. In this work, we integrate dynamic QoS negotiation for an automotive SOA with dynamic real-time traffic management comparing the TSN standard stream reservation scheme with the delay budget approach. We build a comprehensive framework to evaluate the impact of combining dynamic service discovery with different resource reservation schemes gaining valuable insights in realistic automotive scenarios, which differentiates our work from previous studies [1], [8], [11], [12], [15], [35], [39], [61].

### III. THE PROBLEM OF DEADLINE-COMPLIANT OPERATION OF DYNAMIC SERVICES

We identify two areas with three key challenges in providing real-time guarantees for the dynamic in-vehicle SOA using

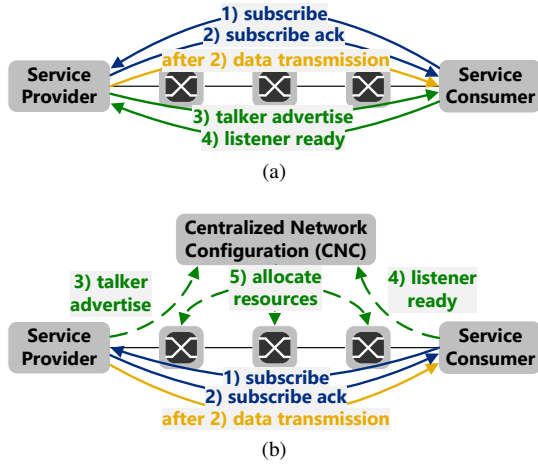


Fig. 2. Interaction of separate SOA and TSN subscriptions following a two-stage procedure. Subsequent data transmission can start after the SOA subscription. (a) Uses distributed stream reservation in each switch; (b) shows the centralized model of TSN, where signaling of application requirements to the control plane remains unspecified (dashed).

CBS: (i) in integration of service discovery and resource allocation, and (ii) in determining the required idle slopes for dynamically changing service configurations.

#### A. QOS SIGNALING FOR DYNAMIC SERVICES IN TSN

Typical publish-subscribe implementations consist of a *discovery phase* (request, advertise), a *subscription phase* (subscribe, acknowledge), and subsequent data transfer [16], [17]. Some protocols incorporate QoS settings in advertisements and subscriptions, others lack QoS negotiation and require additional protocols as proposed in [9]. However, these negotiations remain transparent to the network, necessitating a separate signaling mechanism for resource allocation.

Fig. 2a illustrates such a two-stage procedure. First, the SOA middleware discovers the service endpoint and establishes a subscription. Then, for instance, the TSN SRP allocates resources. The SRP also defines a centralized model (see Fig. 2b), which enables advanced resource allocation algorithms based on central network knowledge. However, the protocol for signaling application requirements between the data and control plane is unspecified in TSN [10, Section 46.2.2]. Both approaches share the following problems.

**P1:** *Separate SOA and TSN subscriptions can be error prone* as both subscriptions must be coordinated, including timeouts and retries, which may lead to inconsistencies. There is no standardized process for communicating QoS requirements from the application to the network that bridges the OSI layer gap from session layer 5, where the SOA middleware operates, to the data link layer 2, where TSN forwards and shapes the traffic.

The SOA middleware controls the data transmission, and does not necessarily know about the status of the reservation process. Resource allocation failures can happen after the SOA subscription has been established. Without guarantees that resources are allocated before first data transmissions, other

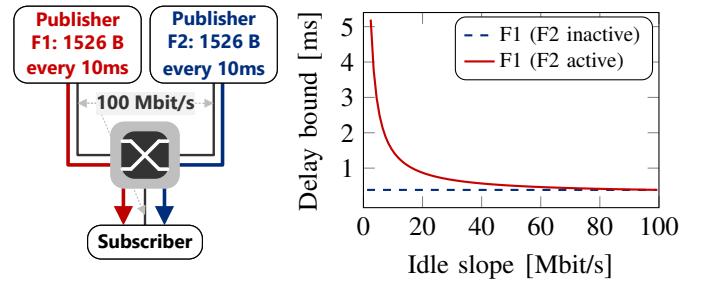


Fig. 3. Network with two flows using CBS and the analytical bound of F1 with and without F2 for various idle slopes at the switch queue.

flows of the same priority may be affected in the absence of additional protection mechanisms.

**P2:** *Access control is limited to the subscription phase*, leaving publishers unable to restrict access to TSN multicast streams. With SRP, subscribers can join without publisher involvement, conflicting with automotive service discovery, where publishers must first approve subscribers to enforce access control.

This is particularly problematic for multicast subscriptions, which account for approximately 75% of all in-vehicle control flows [8]. TSN multicast is not strictly limited to valid subscribers but to any entity joining the group address.

#### B. CHALLENGES IN DYNAMIC RESERVATION

Adding flows dynamically to CBS configurations necessitates adjusting idle slopes at run time. This can impact already validated reservations, complicating dynamic traffic management. Fig. 3 illustrates a simple scenario with two flows from different senders directed through a switch to one receiver. Both flows share the highest priority, and a CBS is configured at the switch queue towards the receiver with an idle slope that limits the bandwidth. Each sender transmits one maximum Ethernet frame every 10 ms, resulting in approx. 1.2 Mbit/s per flow bandwidth.

Fig. 3 also shows the worst-case E2E latency for flow F1, determined by static analysis with Deterministic Network Calculus (DNC) [62]. The minimum required idle slope of the CBS queue equals the actual flow bandwidth. When only F1 is active, the delay bound is 0.4 ms. When both F1 and F2 are active the delay bound of F1 rises to 5.2 ms at the minimum required idle slope. Despite senders adhering to their reservations, it is possible that traffic accumulates, and queues grow, resulting in increased latency [14], [46] (cf., Sec. VI). Increasing the idle slope reduces the queueing delay for F1, i.e., achieving a deadline below 1 ms requires roughly seven times the active flow bandwidth.

Migge *et al.* [11] demonstrate drawbacks of the standard reservation scheme, mainly related to the fixed sending interval, and illustrate how it hinders schedulability in realistic automotive networks. For flows with large send intervals and small deadlines, significantly more bandwidth must be reserved than the actual flow bandwidth. Besides, increased



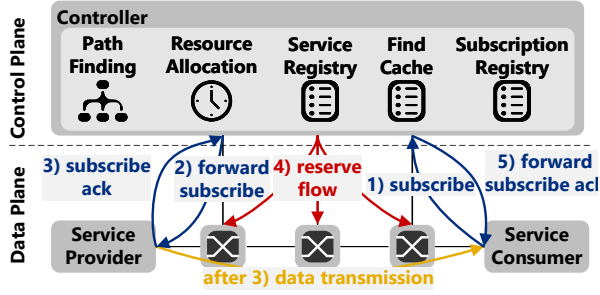


Fig. 4. SOA subscription with integrated QoS signaling to the TSSDN control plane using OpenFlow to adapt the network. Subsequent data transmission can start after the SOA subscription is established.

reservation can reduce available resources for lower priorities if fully utilized [63]. This leads us to a third problem:

**P3:** *Determining the required idle slopes for dynamic services is non-trivial.* Over-reservation risks resource starvation of lower priorities, and the standard procedures do not yield deadline-compliant reservations [14]. The impact of new approaches for dynamic reservations on a full IVN is unknown, which warrants detailed evaluation of reservation schemes.

This problem is underlined by the current draft for TSN Shaper Parameter Settings for Bursty Traffic Requiring Bounded Latency [64, Section 3.4], which states that it is non-trivial to determine accumulated latency for CBS and outside of the scope of this standard.

#### IV. NEGOTIATING DYNAMIC QUALITY OF SERVICE

We first address the identified QoS signalling challenges (cf., Sec. III-III-A) in achieving deadline-compliant service operation within a dynamic SOA:

**Solution for P1:** Providers and consumers embed QoS requirements and traffic characteristics directly into the SOA protocol (Sec. IV-A). The controller intercepts this information using OpenFlow (Sec. IV-B). This ties the layer 2 QoS directly to the layer 5 SOA subscription and fills the gap of a signaling mechanism between the TSN data and control plane.

**Solution for P2:** The SOA protocol retains full control over service access (Sec. IV-B), allowing the publisher to reject subscriptions. The controller only acts after receiving the subscription acknowledgment, ensuring proper negotiation before resource allocation.

**Solution for P3:** The controller determines the required idle slopes and validates deadlines for active flows using the acquired information. Our scheme integrates with different resource allocation and worst-case analysis algorithms, with details provided in Sec. V.

Fig. 4 illustrates our TSSDN subscription process, which integrates these solutions. Unlike the two-stage procedure (cf., Fig. 2), QoS information is embedded directly within SOA messages. All SOA messages pass through the controller,

TABLE I  
QoS OPTIONS FOR DETERMINING BANDWIDTH AND LATENCY BOUNDS.

| Name                | Value  | Information provider                                       |
|---------------------|--|--|
| <i>max payload</i>  | Maximum payload per message [B]              | Publisher via advertisement                                |
| <i>min interval</i> | Minimum interval between messages [ $\mu$ s] | Publisher via advertisement                                |
| <i>max burst</i>    | Maximum burst size per interval [B]          | Publisher via advertisement                                |
| <i>deadline</i>     | Maximum E2E latency in [ $\mu$ s]            | Subscriber via subscription or publisher via advertisement |
| <i>priority</i>     | 802.1Q PCP                                   | Publisher via advertisement or determined by controller    |

which caches active services, requests, subscriptions, and their requirements before forwarding them to the respective parties. For simplicity, the *discovery phase* that takes place beforehand is not shown but follows the same process. Once a subscription is acknowledged, the controller determines the path, calculates the required idle slopes (see Sec. V), and configures all switches along the route. After setup, data packets are directly forwarded by the switches to the destination without controller involvement.

Section IV-C discusses the implications of our approach for automotive deployment. We illustrate our approach using CBS as a proof of concept. Nevertheless, the proposed signaling scheme is designed to support other TSN mechanisms as well, such as ATS [10].

#### A. SERVICE CHARACTERISTICS AND REQUIREMENTS

TSN configurations for real-time services share common parameters, regardless of the specific shaping mechanism. Table I shows the proposed service characteristics and requirements, derived from SRP and RAP.

Resource allocation considers publisher characteristics, including maximum payload, minimum message interval, and maximum burst size. The controller identifies the protocol stack (e.g., UDP, TCP) during the subscription to determine the maximum frame size. Publishers and subscribers can specify E2E latency deadlines based on application needs or data time-to-live, which are validated during resource allocation. The PCP, which influences queueing and shaping in switches, can be pre-set by the publisher or dynamically assigned by the controller based on network conditions.

Our approach is applicable to various SOA protocols, provided they support attaching QoS information to discovery and subscription messages. Subscribers that do not recognize these extensions simply ignore them, ensuring compatibility with existing implementations. The primary AUTOSAR candidates for automotive SOA are SOME/IP [17] and DDS [16]. While DDS includes QoS settings, it currently lacks link-layer bandwidth reservation capabilities, though it could be extended. We focus on SOME/IP as it offers a simpler, automotive-specific communication model and is widely adopted in the industry [4].

We extend SOME/IP native **offer** and **subscribe** messages, which contain service entries and options for connection



Fig. 5. QoS negotiation sequence for TSSDN within automotive service discovery that integrates bandwidth allocation and deadline validation. Multicast messages, control plane operations, and attached information are highlighted.

parameters. The protocol defines an extendable configuration option using a list of key-value pairs, which we leverage to embed the QoS information seamlessly.

By integrating QoS signaling into the subscription process, we eliminate the need for separate layer 2 stream reservations, addressing problem *P1* on the data plane. Future extensions could incorporate parameters for redundancy and security, which are beyond the scope of this work.

### B. INTEGRATED SERVICE NEGOTIATION IN TSSDN

TSSDN separates the control plane from the data plane for centralized admission control [12] (cf., Fig. 4). Intercepting network control protocols is a common strategy for optimizing networking objectives in SDN [37]. The central controller serves as a rendezvous point for service discovery, equidistant to all nodes [13] reducing the signaling overhead between switches compared to a distributed approach.

Fig. 5 shows our integrated service negotiation within the automotive service discovery sequence. Publishers advertise services on request or periodically. The controller registers endpoints and replies directly to service requests or queries the network if the endpoint is unknown. Subscription requests are registered and forwarded to the publisher. Services append QoS information to existing advertisements and subscribe messages, without changing the message sequence. The controller collects the embedded QoS options.

As TSN does not define a signaling protocol between switches and the controller, we use OpenFlow [65] for this purpose, which has been previously applied to TSSDN [8], [12], [61]. The switches forward the publish-subscribe protocol to the controller using **packetIn** messages, which the controller processes and forwards in the network using **packetOut** messages. The controller installs flows using **flowMod** messages including information for idle slope configuration (details can be found in [12]). This solves problem *P1* on the control plane, as the controller can now extract and utilize the QoS options from the SOA protocol.

When a subscription is acknowledged, the controller determines a path for the new flow and calculates new idle slopes validating the deadlines of active flows. If validation fails, the controller rejects the subscription, cancels it at the publisher, and informs the subscriber using the existing means of the service discovery protocol. On success, the controller updates the network devices for direct data forwarding and sends the subscription acknowledgment to the subscriber. The same procedure applies when subscribers unsubscribe, or publishers withdraw services.

As the controller reacts to the acknowledgment of the subscription, the publisher can reject subscriptions to enforce access control, providing our solution to *P2*. However, publishers can start the data transfer before the controller has installed the flow. This is the same as with previous approaches using the SRP (see Fig. 2a and 2b). Here, the TSSDN combination has a distinct advantage, as switches only forward traffic that matches a flow entry, dropping packets sent before the flow is installed [8].

Our procedure aligns with the existing automotive SOA, where packet loss and missed messages before joining a multicast group are expected. Future work could explore notifying the publisher when flow reservation is complete or installing flows with the subscribe message, although the latter would prevent the publisher from rejecting subscribers. Both approaches would alter the service discovery procedure and are beyond the scope of this work.

Following our integrated service negotiation, we can assume our controller has global knowledge about all active subscriptions, service characteristics, QoS requirements, and the network topology. This enables the controller to calculate the required idle slopes for every switch port and queue, ensuring that the deadlines of all active flows are met. With this, we solve *P3* by integrating advanced resource reservation schemes on the control plane, which can be compared and exchanged for IVN use-cases. Sec. V presents available mathematical models.

### C. AUTOMOTIVE DEPLOYMENT CONSIDERATIONS

Dynamic services add unpredictability to the IVN. TSSDN mitigates this by blocking unknown services at the network ingress, permitting data transmission only after configuration is complete. This ensures real-time communication remains unaffected by unauthorized traffic [8].

Our approach aligns with automotive real-time communication models, which rely on fire-and-forget messages — periodic signals sent without retransmission, as lost messages become obsolete. Retransmissions can disrupt traffic patterns and violate reservations, making them incompatible with strict resource reservations. Thus, we treat reliable delivery and real-time performance as distinct QoS choices. Future work could explore the use of TSN frame replication and elimination for increased reliability in conjunction with our approach. Also, we focus on publish-subscribe communication, as one-time request-response communication is impractical for resource reservation.

The centralized architecture risks a single point of failure. However, redundancy is uncommon in automotive networks due to cost and weight constraints, and vehicles only operate when components function correctly. Safety-critical functions, like braking, use separate physical systems (e.g., electric and hydraulic). Nonetheless, SDN controllers can be logically centralized yet physically distributed on multiple nodes for fault tolerance [37], though this is beyond the scope of this work.

Service discovery and resource reservation are crucial at startup but not time-critical. Vehicles enter operational modes only after all services are configured, so real-time communication is not required immediately. Still, startup times should remain below 200ms for a seamless user experience [9]. Centralized SDN-based discovery may introduce delays compared to distributed discovery [13], but protocols account for potential delays since service discovery and SRP rely on best-effort communication. Once flows and reservations are established, subsequent data transfer meets real-time constraints and bypasses the controller. In multi-hop topologies, the controller acts as a rendezvous point equidistant to all nodes, reducing signaling overhead (see Sec. VI). Future optimizations could update network configurations only after service updates or during charging.

## V. DETERMINING IDLE SLOPES AND LATENCY BOUNDS

This section shows how we utilize the central control plane knowledge acquired from our signaling scheme to determine reservations and validate deadlines for dynamic services, addressing the identified challenges in dynamic reservation (cf., Sec. III-III-B):

**Solution for P3:** Advanced centralized resource reservation schemes allow to determine idle slopes that guarantee worst-case latencies for dynamic services. Our scheme integrates with different resource allocation and worst-case analysis algorithms, which can be exchanged, compared, and evaluated for IVN use-cases.

Traditionally, static analysis, e.g., DNC [62], was used to determine the worst-case latency for a fixed network configuration and a given set of flows, whereas current dynamic approaches allow for changes in topology and flows, requiring the controller to adapt the network configuration accordingly. In static network configurations, it is sufficient to ensure that

the sum of local latency values for the current subscriptions meets the deadline of all flows. In a dynamic automotive SOA, however, local latencies change as new subscriptions are added and already established guarantees must remain valid, necessitating reservation independent bounds.

Centralized CBS resource reservation for dynamic traffic with worst-case latency analysis has been previously proposed in two state-of-the-art solutions:

- 1) The **TSN standard** [10] provides formulas to compute **worst-case latency bounds**, assuming that the CBS **idle slopes** are **given** by the traffic load.
- 2) The **delay budget** approach, proposed in our previous work [15], uses the analytical framework of Network Calculus (NC) to **determine** the **idle slopes** (potentially larger than the traffic load) and **worst-case latency bounds** based on per-queue delay budgets.

Both approaches ensure that the idle slopes are at least equal to the reserved flow rate, and the sum of all queue idle slopes at each port is smaller than a maximum threshold (e.g.,  $< \text{link rate}$ ) before allowing a new subscription.

For completeness, we provide details for E2E latency, and the two centralized, dynamic real-time reservation approaches below, using notations from Table II. All formulas are evaluated for each queue in the network individually. Variables per queue are defined as  $\bullet_q$ . To simplify notation, we denote per-priority variables of a queue at the same hop with  $\bullet_{(p)}$  and global priority variables with  $\bullet_p$ .

### A. END-TO-END LATENCY

The E2E latency of a flow  $f$  accumulates along its path  $\Phi_f$ , with each traversed queue  $q$  adding its delay  $d_q$ , including processing, queueing, propagation, and transmission delays. The latency requirements of a subscription are met if the worst-case E2E delay  $D_{e2e}$  is smaller than the required flow deadline  $\mathcal{D}_f$ :

$$D_{e2e} = \sum_{q \in \Phi_f} d_q \leq \mathcal{D}_f. \quad (1)$$

The maximum frame size includes headers, a safety byte, and the inter-frame gap [10].

For CBS, the time spent in the queue depends on the idle slope, which enforces a maximum bandwidth. Since a queue is shared by multiple flows, changing the idle slope of one queue can affect the latency of other flows, even in different priorities and network segments [14]. We distinguish between the worst-case latency for current subscriptions per queue, denoted as  $d_q$ , and the upper bound for its maximum allowed delay, considering all possible (future) subscriptions, denoted as  $D_q$ . Thus,  $D_q$  is reservation independent and represents a maximum delay budget per queue, which must not be exceeded ( $d_q \leq D_q$ ).

### B. TSN STANDARD APPROACH

TSN standards show multiple formulas for CBS worst-case analysis [10], [58], and even reference additional plenary discussions with different formulas. We apply definitions



TABLE II  
NOTATION FOR IDLE SLOPE CALCULATION AND LATENCY ANALYSIS.

| Variable             | Definition   |
|----------------------|--|
| $C$                  | Link capacity  |
| $\Phi_f$             | Path of a flow   |
| $\Phi_{q,f}$         | Path of a flow before queue $q$                            |
| $FSI_f$              | Flow sending interval                                      |
| $MFS_f$              | Max. frame size of a flow                                  |
| $MIF_f$              | Max. number of frames of a flow in an interval             |
| $b_f$                | Max. short term burst of a flow                            |
| $r_f$                | Max. long term sending rate of flow                        |
| $\mathcal{D}_f$      | Deadline of a flow   |
| $L_q$                | Max. frame size  |
| $L_{\max}, L_{\min}$ | Max./min. frame size in the network                        |
| $d_q$                | Subscription based delay                                   |
| $D_q$                | Reservation-independent delay                              |
| $D_{e2e}$            | Worst-case E2E delay                                       |
| $idSl, idSl_q$       | Idle slope (of a queue)                                    |
| $CMI_p$              | Class Measurement Interval for priority $p$ [10, Sec. L.2] |

from [10, Annex L] (**Q-WC**) as the most current version in the standard document, to show the implications and differences of the standard values with our previous work. We have compared all formulas in the standard in [14].

**Idle Slope:** The idle slope  $idSl$  is increased with every flow  $f$  passing the queue by the flow's bandwidth which is measured as data transmitted in an observation window.

The **fixed CMI** approach [10] uses a pre-defined  $CMI_p$  per priority  $p$  as observation window (e.g., 125 $\mu$ s for the highest priority [58]). This results in

$$idSl_q = \sum_{\forall f \text{ at } q} \frac{MFS_f \cdot MIF_f}{CMI_p}, \quad (2)$$

where  $MFS_f$  is the maximum frame size and  $MIF_f$  the number of frames within  $CMI_p$ .

Another approach uses the **flow interval**, calculating idle slopes based on each flow's individual sending interval  $FSI_f$  as observation window, which means

$$idSl_q = \sum_{\forall f \text{ at } q} \frac{MFS_f}{FSI_f}. \quad (3)$$

A detailed analysis of the implications of using the  $FSI_f$  instead of  $CMI_p$  follows in Sec. VI.

**Worst-Case Per-Hop Delay:** The **Q-WC** procedure assumes to gain an upper bound for the queue delay by calculating a maximum interference due to the CBS shaping. Thus, they assume that  $d_q$  has a maximum which can be used reservation independent as it will never be surpassed by design as follows. The formulas do not consider the topology or paths of interfering flows.

The maximum value for delay  $d_q$ —called maximum interference delay in the standard—experienced by a frame in a queue is the sum of queueing, fan-in, and permanent buffer delays ( $d_{queueing}$ ,  $d_{fan-in}$ , and  $d_{perm}$  respectively).

$$d_q = d_{queueing} + d_{fan-in} + d_{perm} \quad (4)$$

The queueing delay  $d_{queueing}$  is the time it takes to transmit one packet with maximum size  $L_{\max}$  and all higher-priority packets, defined by:

$$d_{queueing} = \begin{cases} \frac{L_{\max}}{C} & \text{for prio. 7} \\ \frac{L_{\max} + L_{(7)}}{C - idSl_{(7)}} & \text{for prio. 6} \end{cases} \quad (5)$$

Other priorities have not been defined.

The fan-in delay  $d_{fan-in}$  is described as “delay caused by other frames in the same class as frame  $X$  that arrive at more-or-less the same time from different input ports” [10, p. 2102]. Since the packets of a fan-in burst reside in the buffers when all output bandwidth is used, they cause further delays until they leave the system, reflected by the permanent buffer delay  $d_{perm}$ .  $d_{perm}$  is defined to be equal to  $d_{fan-in}$ .

The delays of **Q-WC** have to be used carefully, as it has been shown that the delay value for  $d_q$  can be unlimited with changing topology [14], [46] and the formulas are not checked against the actual worst case, which we will elaborate on in Sec. VI.

### C. DELAY BUDGET APPROACH

The **delay budget** method, as proposed in [14], [15], [66], minimizes the idle slopes while considering the delay requirements at each hop. Unlike the **TSN standard**, it determines idle slopes based on flow deadlines, not just traffic characteristics. Instead of assuming that  $d_q$  is limited by design, **delay budget** defines upper bounds (budgets)  $D_q$  for the queueing delays in advance. Then,  $d_q$  is selected to approximate  $D_q$  as closely as possible, i.e.,  $d_q \rightarrow D_q$ , with  $d_q \leq D_q$ , in order to minimize the idle slope. In our evaluations, we refer to them as **DB-WC current** and **DB-WC independent** respectively.

**Idle Slope:** Smaller idle slope values are advantageous for lower priority traffic but, as described in Sec. III, they increase the queue delay. Thus, the **delay budget** method utilizes worst-case delay analysis to minimize idle slopes while considering the delay requirements for each hop:

$$idSl_q = \min \{idSl \mid d_q(idSl) \leq D_q\} \quad (6)$$

where  $d_q(idSl)$  represents the worst-case delay for a given idle slope for the current reservations at queue  $q$ .

**Worst-Case Queueing Delay:** For the **delay budget** method, we need to derive  $d_q(idSl)$ , for which we use the worst-case analysis called NC. To improve readability, only the basic concepts of NC are presented below.

In NC, incoming and outgoing traffic is bounded using the concepts of *maximum arrival* and *minimum service curves*, as illustrated in Fig. 6. An arrival curve  $\alpha(t)$  characterizes the maximum number of bits arriving at a system within any time interval of length  $t$  [67]. In our case, the arrival can be determined using the signaled flow specifications.

A service curve  $\beta(t)$  represents the minimum service that a system guarantees to incoming data over any time interval of length  $t$  [67]. Service curves for a network queue are determined through analysis of the worst-case impact of queueing

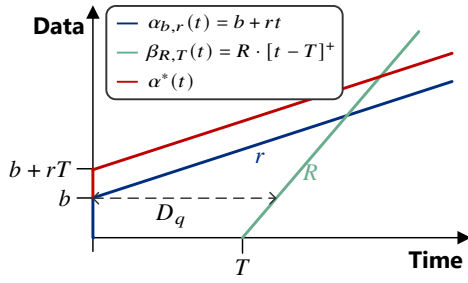


Fig. 6. Basic principles of network calculus to determine the required idle slope  $R$  after worst-case interference  $T$  to meet the delay budget  $D_q$ .

and transmission delays. Depending on the system they also include processing delays, whereas propagation delays are added statically. In CBS networks, they are in the form of a rate-latency service curve, defined as  $\beta_{R,T}(t) = R \cdot [t - T]^+$ , where  $[x]^+ = \max(0, x)$ .

In short, for each queue in the network, we derive the maximum function  $\alpha(t)$  for the incoming traffic and the minimum function  $\beta(t)$  for the forwarding. This maximizes the delay at that queue. NC then determines the worst-case delay  $d_q$  as the maximum horizontal distance between the two functions, see also Fig. 6.

The *maximum output* of a queue, denoted as  $\alpha^*(t)$ , is then used as the worst-case input for the next hop. Assuming the simple curves of Fig. 6,  $\alpha^*(t)$  can be determined by shifting  $\alpha^*(t)$  by  $D_q$ .

For CBS, the service curve is defined by the idle slope with  $R = idSl$ . Thus,  $idSl$  can be minimized by:

$$d_q(idSl) = \frac{\sum_{f \text{ at } q} (b_f + r_f \cdot \sum_{q \in \Phi_{q,f}} D_q)}{idSl} + T_q \quad (7)$$

where  $T_q$  is the initial latency before traffic is forwarded in queue  $q$ , i.e.,

$$T_q = \begin{cases} \frac{L_{max}}{C} & \text{for prio. 7} \\ \frac{L_{max} + L_{(7)}}{C} + \frac{idSl_{(7)}}{C - idSl_{(7)}} \frac{L_{max}}{C} & \text{for prio. 6.} \end{cases} \quad (8)$$

As a minimum, the idle slope must match the long term arrival of the traffic:

$$idSl_q \leq \sum_{f \text{ at } q} r_f. \quad (9)$$

Further details and improvements to the analysis of CBS can be found in [49], [50], [68], [69], with the adapted results for dynamic traffic in [15]. We implemented this method in the open-source tool DYRECTsn [59].

The delay budgets  $D_q$  are chosen depending on the flows' deadline and the topology. Their choice also influences the success rate of new subscriptions. Therefore, DYRECTsn implements a meta-heuristic optimization to determine  $D_q$  automatically. Details can be found in [59].

The **delay budget** approach can result in sub-optimal configurations if queue delay budgets are poorly allocated. However, it is the only method that provides delay guarantees during dynamic reservation as the delay budgets allow

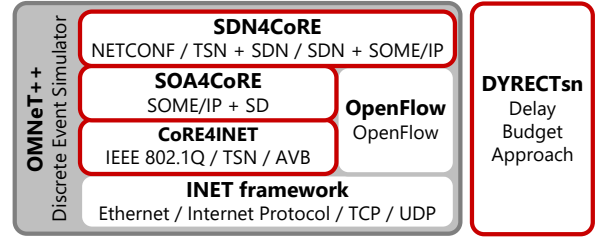


Fig. 7. Simulation environment with simulation models for TSN, automotive SOA, OpenFlow, and TSSDN. The DYRECTsn Python framework implements the delay budget approach. Highlighted frameworks are published and maintained by authors of this paper.

to determine a reservation independent upper bound on the latency. While these upper bounds may not be as tight as those from static analysis, using NC with delay budgets is significantly less computationally expensive and suitable for dynamic networks.

Unlike the **TSN standard**, the **delay budget** approach solves problem *P3* with proven analytical methods – the proofs can be found in [14] – and the calculations consider the traversed paths of all flows.

## VI. EVALUATION

We evaluate our service negotiation scheme using both a synthetic parameter study and a realistic IVN scenario. While previous work has acknowledged the complexity of determining idle slopes in IVN [11], existing bandwidth reservation schemes have not been systematically compared in detail. We employ a comprehensive evaluation framework that integrates worst-case analysis and realistic network simulations. This allows us to quantify the impact of different reservation strategies on resource allocation and network delay in practical deployment scenarios. By demonstrating the real-world feasibility of our approach to guarantee strict latency limits for dynamic services, we establish its relevance for future automotive designs.

### A. SIMULATION ENVIRONMENT AND CONFIGURATION

Fig. 7 depicts the simulation environment, which is based on OMNeT++ and the INET framework [70]. The CoRE4INET [71], SOA4CoRE [13], OpenFlow [72], and SDN4CoRE [33] simulation models implement TSN, automotive SOA (SOME/IP), OpenFlow, and TSSDN, respectively. The DYRECTsn Python framework [59] implements the **delay budget** approach. CoRE4INET, SOA4CoRE, SDN4CoRE, and DYRECTsn have been previously published and are maintained by the authors of this paper.

We add our service negotiation and reservation schemes to SDN4CoRE. Additionally, we implement the simulated scenarios in DYRECTsn to generate a configuration, which we then configure in the simulator. We also implement the TSN worst-case analysis of the standard (**Q-WC**) in a Python framework. All the frameworks are open-source, and we will make our additions and scenarios available after acceptance.

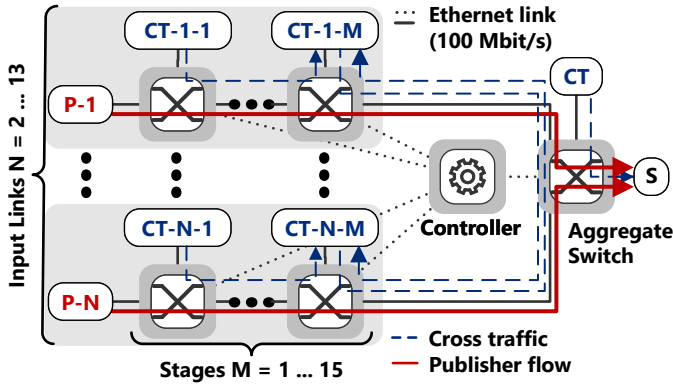


Fig. 8. Study to analyze influence of cross traffic and network topology on service negotiation, idle slopes, and worst-case analysis.

With this comprehensive environment, we can evaluate the proposed service negotiation in combination with different reservation schemes and worst-case analysis. We compare the **TSN standard** worst-case analysis **Q-WC** for the two idle slope configurations **fixed CMI** and **flow interval** against the **delay budget** worst-case analysis **DB-WC** and its chosen configuration. Graphs use the following abbreviations: **fixed CMI** (CMI), **flow interval** (FI), and **delay budget** (DB).

The frameworks offer a wide range of configuration parameters, which we set to match the setup in [13]: all switches have a hardware forwarding delay of  $8\mu\text{s}$ , and the controller and switches process OpenFlow messages in  $100\mu\text{s}$ , handling multiple packets in parallel.

### B. STUDY OF BANDWIDTH RESERVATION AND WORST-CASE ANALYSIS

We compare the reservation schemes in a parameter study shown in Fig. 8. Similar studies have been proposed in [14], [46] focusing only on static idle slopes. We evaluate dynamic service negotiation, bandwidth reservation schemes, and worst-case analysis.

Publishers in 2 to 13 input links ( $N$ ) send to a subscriber via a series of 1 to 15 switch stages ( $M$ ), paired with a cross traffic (CT) generator. An aggregate switch merges the input links and connects to the subscriber. The link bandwidth is 100 Mbit/s.

Publishers send one frame every  $125\mu\text{s}$  with highest priority. Their frame size varies with the number of input links to achieve a total of 75 Mbit/s sent to the subscriber, with each publisher transmitting frames of  $1171\text{ Byte}/N - 12\text{ Byte}$  to account for inter-frame gaps.

Each CT targets one link in the publisher's path, sending traffic to the next CT node, which allows for maximum interference. The last node in the chain sends to the next input link via the aggregate switch. A final CT sends to the subscriber through the aggregate switch.

In our study, the CT along the stages either sends full-size Ethernet frames as best effort (BECT), or frames with the same priority as the publishers (PCT). The PCT is configured to

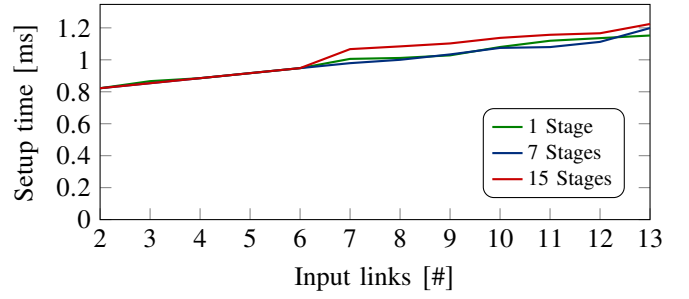


Fig. 9. Time to set up all subscriptions for a number of input links ( $N$ ) and stages ( $M$ ). Number of service negotiations are  $(N \cdot (M + 1) + 1)$ .

utilize the remaining bandwidth left by the publisher to reach the total of 75 Mbit/s on each input link, thus the PCT frame size is  $1171\text{ Byte} - 1171\text{ Byte}/N - 12\text{ Byte}$ . The CT interval is set to 100 ms to produce repeatable burst patterns.

1) *Service Negotiation Delay*: All flows from publishers and CT are negotiated and configured using our integrated SOA signaling for TSSDN. To avoid impacting the rest of the study, traffic generation starts only after all negotiations are complete.

Fig. 9 shows the total setup time for all subscriptions, from the start of the first negotiation to the completion of the last, across varying numbers of input links and stages. Setup time increases with the number of connections when increasing the input links but remains around 1 ms. The number of stages has only a small impact on setup time. This efficiency is primarily due to the controller acting as a rendezvous point with constant distance to every node, which improves setup time in SDN as we have shown in previous work [13].

The simulation is configured for parallel processing at the controller with a constant processing time of  $100\mu\text{s}$  per request including idle slope calculation and worst-case estimation. Nonetheless, the communication overhead for negotiation remains low, even for many nodes and services – 1.2 ms for the max. 209 service negotiations  $(N \cdot (M + 1) + 1)$ .

2) *Idle Slope Configuration*: The idle slope is adjusted whenever a new subscription is added. Fig. 10 shows the idle slope configuration for the stage switches in a 5-stage chain. The idle slope along the stages includes the bandwidth required for both publishers and the PCT regardless of whether the PCT is active.

With the **flow interval** approach, the bandwidth reservation for the PCT is small due to its slow send interval of 100 ms. As the publisher frame size decreases with more input links, the idle slope also decreases. Using a **fixed CMI** of  $125\mu\text{s}$  results in a constant idle slope of 75 Mbit/s for all stages, as the combined publisher and PCT frame sizes add up to the same value for each configuration. The **delay budget** approach determines idle slopes along the path that meet the flow deadlines, potentially resulting in different idle slopes for the switch in each stage. On average, the **delay budget** idle slope configuration falls between

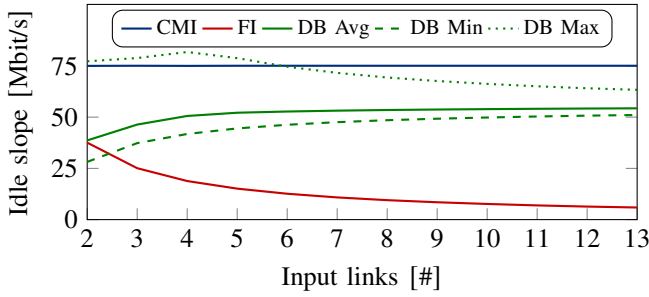


Fig. 10. Idle slope at the stage switches for  $M=5$  stages. For the delay budget approach, the idle slope varies between the stage switches, showing minimum, maximum, and average.

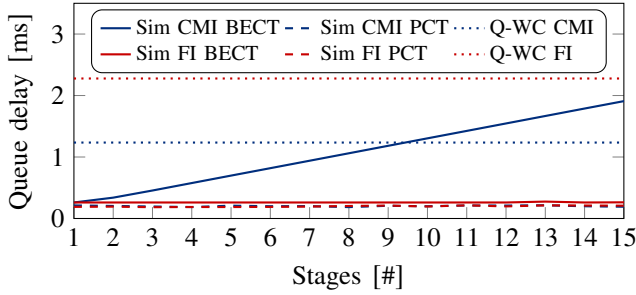


Fig. 11. Queueing delay at the aggregate switch for 4 input links with cross traffic from simulation (*Sim*) and TSN worst-case analysis (*Q-WC*).

the two standard approaches, reserving about 50 Mbit/s.

At the aggregate switch, the publisher traffic from all input links consistently adds up to 75 Mbit/s. This is reflected in the idle slope with the **flow interval** and **flow interval** approaches. The **delay budget** approach considers flow deadlines and queue delay budgets, which in our case also results in a 75 Mbit/s idle slope.

3) *Worst-case Analysis*: The study aims to cause large interference for the publisher flows. When delayed by CT, publisher packets can accumulate and cause a quasi-burst [46]. This means that although the publisher flows do not exceed their reserved bandwidth, they temporarily occupy bandwidth allocated for the PCT, which is unused because of the slow send interval. The number of consecutive packets in these quasi-bursts increases with the chain length, causing significant delays and queue buildup at the aggregate switch where they merge with other publisher flows. This phenomenon is explained in [46] and in previous work we demonstrated that it can even occur in a network where all flows have a path length of two [14].

The *Q-WC* analysis from [10, Annex L] claims to provide maximum per-hop queueing delay for a given idle slope configuration. Fig. 11 shows the delay at the aggregate queue for 4 input links from simulations with BECT and PCT, and the corresponding results from *Q-WC* analysis. The constant worst-case for different numbers of stages does not account for the chain length, so it fails to capture the quasi-burst effect. It is evident that our BECT simulations with idle

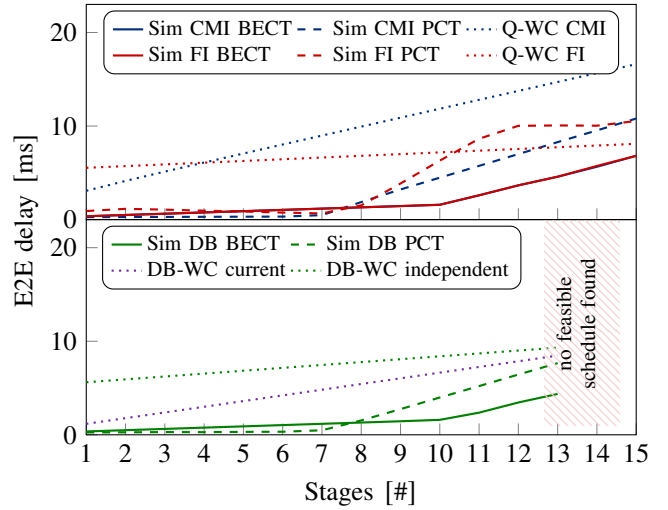


Fig. 12. E2E delay with 13 input links and BECT or PCT from simulation (*Sim*), comparing the flow interval (FI) and fixed CMI (CMI) approaches against the TSN worst-case analysis (*Q-WC*) at the top, and the delay budget (DB) configuration against the current and reservation dependent DYRECTsn worst-cases (*DB-WC*) at the bottom.

slopes determined with a **fixed CMI** surpass the predicted *Q-WC*. For the **flow interval** approach, the *Q-WC* is very conservative compared to our simulations.

Fig. 12 shows the maximum E2E delay of the publisher flows for 13 input links and different chain lengths from simulations and worst-case analysis. The top shows the *Q-WC* for the **fixed CMI** and **flow interval** approaches. The bottom shows the results for the **delay budget** approach and the worst-case analysis from DYRECTsn, providing delay bounds for the current reservation (*DB-WC current*) and the reservation independent worst-case that remains valid for future flow updates (*DB-WC independent*).

All approaches show a similar E2E delay in simulation when only BECT is active. However, the smaller reservation for the **flow interval** approach increases the potential delay caused by the PCT, as publishers must wait longer for the credit to accumulate. Again, the *Q-WC* does not provide a valid delay bound, this time for the **flow interval** approach. The **delay budget** approach provides a valid configuration that stays below the worst-case analysis from DYRECTsn.

With our user-configured queue delay budgets of 300  $\mu$ s for the stages and 5 ms for the aggregate switch, DYRECTsn was unable to schedule all flows for 13 input links with more than 13 stages. A valid configuration may exist, for a different configuration. This shows that the **delay budget** approach does not schedule flows that would violate the configured latency bounds.

### C. IN-CAR NETWORK CASE STUDY

To show the differences of the reservation schemes in practice, we use our realistic open-source IVN model previously published in [3]. We convert all traffic sources and sinks into SOME/IP services while maintaining the original traffic

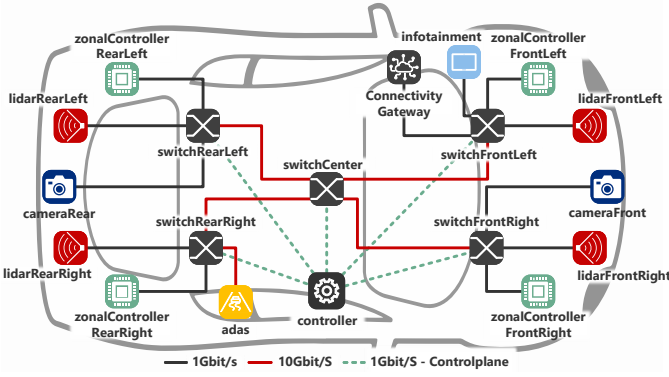


Fig. 13. IVN topology based on [3] modified to a star topology with upgraded 10 Gbit/s links between the switches and a central controller.

patterns and communication relations, keeping the transport protocols unchanged. The original topology featured a redundant ring backbone, which we simplified to a star topology (Fig. 13), as redundancy is beyond the scope of this work. We add a central controller connected to all switches.

The in-car traffic is organized as follows (details can be found in [3]): Timed control traffic using synchronous gates (PCP 7), which we keep as is, lidar and video streams using CBS (PCP 6), embedded CAN signals to which we also apply CBS (PCP 5), and best effort TCP traffic from the connectivity gateway. Out of the total 216 streams, we focus on negotiating guaranteed latency for 212 UDP publishers (including LIDAR, camera, and CAN signals) and 448 subscribers, averaging 2.1 subscribers per publisher (min. of 1, max. of 4). The original IVN does not provide deadlines for the anonymized flows, so we set a deadline of 1 ms for all flows.

With this traffic setup, only the **flow interval** approach can provide bandwidth reservations below 1 Gbit/s on any port. With the implemented heuristic for determining delay budgets, DYRECTsn was not able to schedule all flows, however, a valid configuration may exist. Following the work of Walrand *et al.* [1], we thus combine different link speeds using 1 Gbit/s links connecting the devices to the backbone, and 10 Gbit/s links between the switches as a central infrastructure. The ADAS node receives all camera and lidar data, also requiring a 10 Gbit/s link to the backbone.

1) *Service Negotiation Delay*: All services start at 90 ms simulation time. In contrast to the synthetic study, data transmission starts right after the reservation concurrent to ongoing negotiations. The negotiation time for all subscriptions is 2.2 ms. However, SOME/IP suggests scattering the service start up (commonly set between 10 ms to 100 ms) to avoid network congestion. We set a uniform distribution between 0 and 10 ms extending the negotiation time to 11.1 ms (see Fig. 14).

We also measure the DYRECTsn performance to calculate the idle slopes for each subscription, which is 0.4 ms on average (min. 0.07 ms and max. 1.3 ms). While this is on average higher than the 100  $\mu$ s processing time per request set at the controller (see Sec. VI-A), the Python-based implementation

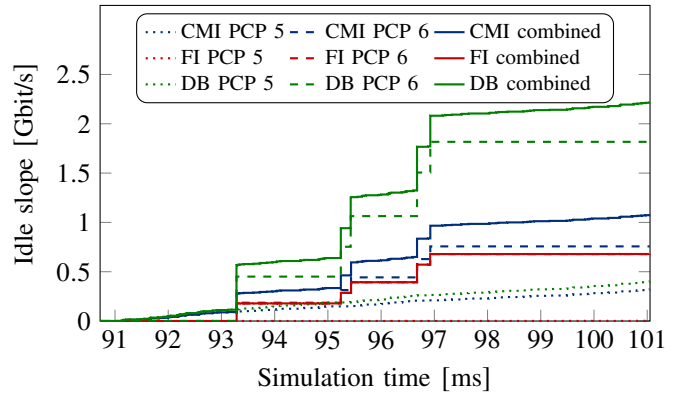


Fig. 14. Idle slope configuration during the IVN setup at switchCenter towards switchRearRight for different reservation schemes and priorities.

is not optimized for performance.

2) *Idle Slope Configuration and End-to-End Delay*: The idle slope configuration is updated for each of the 450 subscriptions. The timed-control traffic using synchronous gates is unaffected by dynamic reservation, as it is not negotiated. For the **fixed CMI** and **flow interval** approaches, we reduce the available bandwidth at each port by the time the CBS gates are closed. However, the formulas do not consider gate closing times, resulting in unchanged idle slopes. In contrast, the **delay budget** idle slopes guarantee delays by including gate closing times in their model. The simple gate control list enables efficient calculation by considering reduced rate and increased initial latency for every port's service, thereby lower bounding the approach of [56].

Fig. 14 shows the idle slope configuration over time at switchCenter towards switchRearRight for the reservation schemes. The setup duration is 11.1 ms, starting at 90 ms simulation time, with idle slope increasing with each new subscription. The reservation schemes show significant differences in idle slope configuration for PCP 5 CAN signals, PCP 6 lidar and camera streams, and the combined port reservation. The embedded CAN communication generates small packets with long intervals (10 ms to 1000 ms) causing a tradeoff between idle slope and maximum delay (cf., Sec III-III-B). The combined traffic of all cameras and lidars is about 800 Mbit/s, which may require an even larger idle slope to guarantee a 1 ms deadline.

Table III shows the port idle slope configurations and the service E2E latencies. The CAN signals have a very low reservation of about 1 Mbit/s with the **flow interval** approach. The **fixed CMI** and **delay budget** set a significantly higher idle slope for these signals with a maximum of 398 Mbit/s and 512 Mbit/s, respectively. In turn, the **flow interval** approach is not able to meet the required deadline with a maximum delay of 148 ms in simulation.

The camera and lidar streams have a short interval (65  $\mu$ s to 150  $\mu$ s), thus the difference between **flow interval** and **fixed CMI** is smaller. The **delay budget** approach re-



TABLE III  
SWITCH IDLE SLOPES AND E2E LATENCIES FOR ALL SERVICES OF A  
PRIORITY FROM SIMULATIONS BETWEEN THE RESERVATION SCHEMES.  
LATENCIES SURPASSING THE SET DEADLINE OF 1 ms ARE **HIGHLIGHTED**.

| PCP                  | Reservation scheme | Idle slope [Mbit/s] |      |      | E2E delay [ms] |              |            |
|----------------------|--------------------|---------------------|------|------|----------------|--------------|------------|
|                      |                    | Min                 | Avg  | Max  | Min            | Avg          | Max        |
| 5<br>(CAN)           | fixed CMI          | 21                  | 244  | 398  | 0.01           | 0.08         | 0.30       |
|                      | flow interval      | < 1                 | < 1  | 1    | 0.01           | <b>23.46</b> | <b>148</b> |
|                      | delay budget       | 24                  | 299  | 512  | 0.01           | 0.08         | 0.28       |
| 6<br>(Camera, Lidar) | fixed CMI          | 129                 | 480  | 886  | 0.04           | 0.09         | 0.17       |
|                      | flow interval      | 107                 | 428  | 785  | 0.04           | 0.11         | 0.21       |
|                      | delay budget       | 194                 | 1004 | 2212 | 0.03           | 0.06         | 0.12       |

serves a much higher idle slope with a maximum of 2.2 Gbit/s, due to the per port delay budgets of only about 200  $\mu$ s determined by the heuristic in DYRECTsn.

The **fixed CMI** approach seems to provide a valid configuration, however, as shown before there is currently no solution to verify deadlines at runtime. The simulation might not reflect the worst case as we do not consider any best effort traffic or maximize service interference. The independent guarantee of the **delay budget** approach for all services are between 408  $\mu$ s and 824  $\mu$ s fulfilling the set latency requirements and accounting for possible updates.

#### D. FINDINGS AND DISCUSSION

Our service negotiation completed in 2 ms for 450 subscriptions in the IVN, in line with the synthetic study (1.2 ms). Introducing a 10 ms scatter for SOME/IP services slightly extended negotiation time to 11.1 ms, which remains well below the bound of 200 ms for seamless user experience [9]. At the same time, scattering reduces controller requests rates, which can be beneficial for the overall network performance. Once flows and reservations are established, real-time data transfer bypasses the controller. As service configurations remain unchanged across many startups, future optimizations could limit network updates to events, such as software updates or charging sessions, further reducing the impact of dynamic service negotiation.

1) *Which Resource Reservation Schemes Suit IVNs?:* Our evaluation revealed that the **flow interval** approach can lead to severe misconfigurations, as slow send intervals result in low idle slopes, causing excessive delays. The **fixed CMI** approach performed better in configuring idle slopes to meet delay constraints, but our study confirmed – consistent with prior findings [14], [46] – that estimates from the TSN standard do not reliably predict valid delay bounds, rendering them unsuitable for IVNs. Only the **delay budget** approach consistently maintained hard latency constraints.

While static analysis tools, e.g., DNC [62], could validate **TSN standard** reservations, full network analyses remain computationally expensive and often take hours on current CPUs. DYRECTsn computed idle slopes for IVN subscriptions in 0.4 ms on average, which makes it applicable in live systems. Optimizations could further reduce this runtime.

Across all configurations, larger idle slopes led to lower latencies, provided streams adhered to their announced traffic patterns. However, dynamic services introduce unpredictable changes and pose risks for safety-critical real-time communication. SDN mitigates these risks by blocking unknown flows without reservation at ingress points, preventing unauthorized network access [8]. Additionally, TSN per-stream filtering and policing could be used to drop packets that exceed a per-stream bandwidth.

2) *Can Machine Learning Do Better?:* ML approaches promise to simplify, automate, and optimize the configuration of network parameters [28] but require extensive, domain-specific training data, which are often difficult to obtain and generalize for IVN in practice [3]. In contrast, our approach proposes an efficient integration of QoS signaling for existing automotive SOA protocols. This method communicates known traffic characteristics and QoS requirements to the network controller and hence neither requires extensive training, nor introduces delays from learning characteristics prior to scheduling flows.

While DRL approaches for traffic classification, flow-aware scheduling, and routing using the TSN TAS show promising results for improving flow scheduling and load balancing [30]–[32], they fail to provide strict latency guarantees for established flows, which are critical for IVNs. Related evaluations showed improvements in average latency but could not demonstrate real-time capability in IVNs, in which the worst-case maximum latency is critical. Furthermore, improving the scheduling to reach approximately 95% of up to 200 flows [30] in fixed time-slots does not match our IVN use case, which requires the scheduling of 450 subscriptions. In practice, our approach enables a fast and reliable method to determine idle slopes and worst-case latencies before subscriptions are established. This ensures that the network can meet the required deadlines.

Overall, IVNs require strict latency guarantees, which existing analytical models, such as the proposed **delay budget** approach, can provide. Our approach offers fast and reliable control plane signaling with deadline awareness—the latter feature cannot be learned from traffic patterns. As such, analytical models and signaling protocols outperform the proposed ML and DRL concepts for safety-critical applications.

3) *Are Compatibility and Complexity Affected?:* The proposed signaling scheme bridges the QoS gap between layer 5 SOA and layer 2 TSN to provide latency guarantees in dynamic automotive environments. This approach is novel and not backward compatible with existing TSN devices. However, it increases compatibility between SOME/IP and TSN. Again, we highlight the lack of standard signaling procedures between applications, switches, and the central controller in the current TSN standards.

Our QoS signaling is transparent for existing SOME/IP implementations, which will ignore unsupported QoS configuration options. The QoS options transmitted during the service negotiation could be used with common TSN central configuration tools for other shapers and algorithms. They could, for

example, be employed for determining TAS schedules or to derive ATS parameters.

All algorithms for determining idle slopes and worst-case latencies compared in this work are fully compatible with existing TSN standards. The **TSN standard** inherently supports the centralized and decentralized configuration model but does not guarantee strict latency bounds, as shown in this paper. The **delay budget** method is compatible with existing centralized TSN configuration tools. In [14], we adapted the **delay budget** approach to decentralized stream reservation as well, e.g., via RAP, which requires changing the signaling to make every device aware of its own delay budgets.

Our approach does not introduce additional complexity compared to existing signaling methods, such as SRP [10]. It even simplifies the messaging with our SOME/IP integration, as it does not require a separate protocol for service discovery and QoS negotiation, thus reducing the risk of inconsistent configurations. In general, centralized approaches are faster and less complex than distributed algorithms [73], as no distributed agreement is required. While the NC implementations of the **delay budget** approach are more complex than some TSN suggestions, we show that only the former can guarantee strict latency bounds and that its runtime is acceptable for IVNs.

4) *Does the Approach Converge in Dynamic Scenarios?:* Our approach ensures convergence in dynamic scenarios on three layers:

(i) Both **algorithms** for determining idle slopes and worst-case latencies are guaranteed to converge – total flow analysis relying on delay budgets determines guarantees in fixed steps depending on the path length [15].

(ii) A **Subscription** is established and bandwidth is reserved directly after acceptance – utilizing the advantage of centralized configuration, for which no distributed algorithm needs to converge [73].

(iii) Full **network** configuration converges – the signaling scheme ensures that all established dynamic subscriptions are also reflected in the network configuration before acceptance is forwarded to respective subscribers. However, no time guarantee can be provided for signaling reservations due to potential message loss. This behavior is consistent with other TSN protocols, such as SRP [10]. Retransmissions will ensure that the configuration is eventually applied.

Related work has shown in formal analysis that centralized TSSDN can configure a typical automotive setup below 50 ms [74]. As we do not propose new algorithms, detailed mathematical proof and convergence analysis are not within the scope of this paper, and we refer to related work, e.g., [75] for the meta-heuristics, [76] for TSN signaling, and [14] for the worst-case analysis.

## VII. CONCLUSION AND OUTLOOK

Critical dynamic in-vehicle services require hard real-time guarantees, which must be configured within the automotive

SOA. We identified three key challenges that hinder deadline-compliant operation of dynamic services, in particular the lack of a standardized mechanism to communicate QoS requirements of automotive services in a TSN.

To address these challenges, we proposed an integrated QoS signaling scheme within the automotive SOA, enabling service providers, consumers, and the network to negotiate QoS requirements. We use the OpenFlow protocol to intercept the automotive SOA protocol and collect the QoS demands. With this information, a central TSSDN controller can reserve resources and guarantee latency bounds for critical services, for which we compare the TSN standard approach with a fixed CMI and based on flow intervals against a delay budget approach.

This work closes the research gap of configuring CBS idle slopes for guaranteed latency bounds in dynamic service environments at the full complexity of an IVN, which has not been possible so far. For this we compared bandwidth reservation schemes and their impact on resource allocation and network delay, revealing significant differences for realistic use cases. In particular, we identified counterexamples to delay bounds derived from TSN standard worst-case analysis, reinforcing previous findings [14], [46].

Our analysis demonstrated that the delay budget approach is the only method for correctly implementing hard latency bounds. In a full IVN case study, our service negotiation framework successfully configured 450 subscriptions within just 11.1 ms, showcasing the feasibility of our integrated solution. The combination of our TSSDN signaling scheme with the delay budget approach effectively supports dynamic real-time communication in automotive networks.

Future signaling extensions should adapt the signaling approach to additional SOA protocols, such as DDS. Further optimizing delay budget selection shall enhance service scheduling and latency guarantees. Here, DRL and ML methods could be explored to further improve scheduling and resource allocation, potentially leading to more efficient and adaptive network management. Finally, our solution could be extended to support other TSN mechanisms, including ATS (IEEE 802.1Qcr), path redundancy (IEEE 802.1CB), and ingress control (IEEE 802.1Qci). We further propose to investigate the dynamic adaptation of delay budgets after their initial assignment, as well as to develop more abstract mathematical proofs of the total system performance, e.g., using formal methods such as contract theory [77].

## REFERENCES

- [1] J. Walrand *et al.*, “An Architecture for In-Vehicle Networks,” *IEEE Trans. Veh. Technol.*, vol. 70, pp. 6335–6342, Jul. 2021.
- [2] Y. Peng *et al.*, “A Survey on In-vehicle Time Sensitive Networking,” *IEEE Internet of Things J.*, 2023.
- [3] P. Meyer *et al.*, “A Framework for the Systematic Assessment of Anomaly Detectors in Time-Sensitive Automotive Networks,” in *2024 VNC*. in *2024 VNC*. IEEE, May 2024.
- [4] A. Ioana *et al.*, “Automotive IoT Ethernet-Based Communication Technologies Applied in a V2X Context via a Multi-Protocol Gateway,” *Sensors*, vol. 22, p. 6382, Aug. 2022.

- [5] D. F. Blanco *et al.*, “A Comprehensive Survey on Software as a Service (SaaS) Transformation for the Automotive Systems,” *IEEE Access*, vol. 11, Jul. 2023.
- [6] R. N. Charette, “How Software Is Eating the Car,” *IEEE Spectrum*, Jun. 2021. [Online]. Available: <https://spectrum.ieee.org/software-eating-car>
- [7] P. Laclau *et al.*, “Enhancing Automotive User Experience with Dynamic Service Orchestration for Software Defined Vehicles,” 2024.
- [8] T. Häckel *et al.*, “Secure Time-Sensitive Software-Defined Networking in Vehicles,” *IEEE Trans. Veh. Technol.*, vol. 72, pp. 35 – 51, Jan. 2023.
- [9] M. Çakir *et al.*, “A QoS Aware Approach to Service-Oriented Communication in Future Automotive Networks,” in *2019 VNC*. IEEE, Dec. 2019.
- [10] “IEEE Standard for Local and Metropolitan Area Networks—Bridges and Bridged Networks,” IEEE Std 802.1Q-2022 (Rev. of IEEE Std 802.1Q-2018), Dec. 2022.
- [11] J. Migge *et al.*, “Insights on the Performance and Configuration of AVB and TSN in Automotive Ethernet Networks,” in *9th European Congress ERTS 2018*, Jan. 2018.
- [12] T. Häckel *et al.*, “Software-Defined Networks Supporting Time-Sensitive In-Vehicular Communication,” in *Proc. IEEE 89th VTC2019-Spring*. Apr. 2019, pp. 1–5.
- [13] T. Häckel *et al.*, “Dynamic Service-Oriented for Software-Defined In-Vehicle Networks,” in *Proc. IEEE 97th VTC2023-Spring*. Jun. 2023, pp. 1–5.
- [14] L. Maile *et al.*, “On the Validity of Credit-Based Shaper Delay Guarantees in Decentralized Reservation Protocols,” in *Proc. 31st Int. Conf. RTNS*, ser. RTNS '23. ACM, 2023, pp. 108–118.
- [15] L. Maile *et al.*, “Delay-Guaranteeing Admission Control for Time-Sensitive Networking Using the Credit-Based Shaper,” *IEEE Open J. Commun. Society*, vol. 3, pp. 1834–1852, 2022.
- [16] “Data Distribution Service,” OMG, Std DDS 1.4, 2015.
- [17] “SOME/IP Protocol Specification,” AUTOSAR, Std 696, 2024.
- [18] “SOME/IP Service Discovery Protocol Specification,” AUTOSAR, Std 802, 2024.
- [19] “Draft Standard for Local and Metropolitan Area Networks – Time-Sensitive Networking Profile for Automotive In-Vehicle Ethernet Communications,” IEEE Std 802.1DG, Draft 3.0, Mar. 2024.
- [20] T. Stüber *et al.*, “Efficient Robust Schedules (ERS) for Time-Aware Shaping in Time-Sensitive Networking,” *IEEE Open Journal of the Communications Society*, vol. 5, pp. 6655–6673, 2024.
- [21] V. Gavrilut *et al.*, “AVB-Aware Routing and Scheduling of Time-Triggered Traffic for TSN,” *IEEE Access*, vol. 6, pp. 75 229–75 243, 2018.
- [22] L. Leonardi *et al.*, “Bandwidth partitioning for Time-Sensitive Networking flows in automotive communications,” *IEEE Communications Letters*, pp. 1–1, 2021.
- [23] A. Nasrallah *et al.*, “Performance Comparison of IEEE 802.1 TSN Time Aware Shaper (TAS) and Asynchronous Traffic Shaper (ATS),” *IEEE Access*, vol. 7, pp. 44 165–44 181, 2019.
- [24] B. Fang *et al.*, “Simulative Assessments of Credit-Based Shaping and Asynchronous Traffic Shaping in Time-Sensitive Networking,” in *2020 ICAIT*, 2020, pp. 111–118.
- [25] Z. Zhou *et al.*, “Simulating TSN Traffic Scheduling and Shaping For Future Automotive Ethernet,” *Journal of Communications and Networks*, vol. 23, pp. 53–62, 2021.
- [26] L. Thomas and J.-Y. Le Boudec, “Network-calculus service curves of the interleaved regulator,” *Performance Evaluation*, p. 102443, 2024.
- [27] T. Lübeck *et al.*, “Asynchronous Traffic Shaping and Redundancy: Avoiding Unbounded Latencies in in-Car Networks,” in *2025 VNC*. IEEE, June 2025.
- [28] M. E. Kanakis *et al.*, “Machine Learning for Computer Systems and Networking: A Survey,” *ACM Computing Surveys*, vol. 55, pp. 1–36, Nov. 2022.
- [29] P. Laclau *et al.*, “Predictive Network Configuration with Hierarchical Spectral Clustering for Software Defined Vehicles,” in *Proc IEEE 97th VTC2023-Spring*. Jun. 2023.
- [30] X. He *et al.*, “DeepScheduler: Enabling Flow-Aware Scheduling in Time-Sensitive Networking,” in *IEEE INFOCOM 2023*. May 2023.
- [31] L. Chen and B. Li, “Dynamic Network Scheduling in TSN Networks Based on Improved Reinforcement Learning,” in *Proc. IEEE 6th ICECE*. Dec. 2023, pp. 59–62.
- [32] H. Cheng *et al.*, “Reliable Routing and Scheduling in Time Sensitive Networks based on Reinforcement Learning,” *IEEE Transactions on Network Science and Engineering*, pp. 1–13, 2025.
- [33] T. Häckel *et al.*, “SDN4CoRE: A Simulation Model for Software-Defined Networking for Communication over Real-Time Ethernet,” in *Proc. 6th Int. OMNeT++ Community Summit*, Sep. 2019.
- [34] “Draft Standard for Local and Metropolitan Area Networks – Bridges and Bridged Networks – Amendment: Resource Allocation Protocol,” IEEE Std 802.1DD, Draft 1.0, Jun. 2024.
- [35] N. G. Nayak *et al.*, “Time-sensitive Software-defined Network (TSSDN) for Real-time Applications,” in *Proc. 24th Int. Conf. RTNS*, ser. RTNS '16. ACM, 2016, pp. 193–202.
- [36] N. McKeown *et al.*, “OpenFlow: Enabling Innovation in Campus Networks,” *ACM SIGCOMM Computer Communication Review*, vol. 38, pp. 69–74, 2008.
- [37] D. Kreutz *et al.*, “Software-Defined Networking: A Comprehensive Survey,” *Proc. IEEE*, vol. 103, pp. 14–76, Jan. 2015.
- [38] K. Halba *et al.*, “Robust Safety for Autonomous Vehicles through Reconfigurable Networking,” in *Proc. 2nd Int. Workshop on Safe Control of Autonomous Vehicles*, ser. Electronic Proc. in Theoretical Computer Science, vol. 269. Open Publishing Association, 2018, pp. 48–58.
- [39] M. Haerle *et al.*, “Softwarization of Automotive E/E Architectures: A Software-Defined Networking Approach,” in *2020 VNC*. IEEE, Dec. 2020, pp. 1–8.
- [40] J. Lu *et al.*, “TS-DDS: Data Distribution Service (DDS) Over In-Vehicle Time-Sensitive Networking (TSN) Mechanism Research,” in *2023 15th ICCSN*. IEEE, Jul. 2023.
- [41] P. Fondo-Ferreiro *et al.*, “A Software-Defined Networking Solution for Interconnecting Network Functions in Service-Based Architectures,” *IEEE Access*, pp. 1–12, Feb. 2022.
- [42] N. Nayak *et al.*, “Reimagining Automotive Service-Oriented Communication: A Case Study on Programmable Data Planes,” *IEEE Vehicular Technol. Magazine*, pp. 2–12, 2023.
- [43] L. Bertaux *et al.*, “A DDS/SDN Based Communication System for Efficient Support of Dynamic Distributed Real-Time Applications,” in *2014 IEEE/ACM 18th Int. Symp. on Distributed Simulation and Real Time Applications*. IEEE, Oct. 2014, pp. 77–84.
- [44] S. M. Laursen *et al.*, “Routing Optimization of AVB Streams in TSN networks,” *ACM SIGBED Review*, vol. 13, pp. 43–48, Nov. 2016.
- [45] P. Pop *et al.*, “Design optimisation of cyber-physical distributed systems using IEEE time-sensitive networks,” *IET Cyber-Physical Systems: Theory & Applications*, vol. 1, pp. 86–94, 2016.
- [46] C. Boiger, “Analysis and development of new queue draining mechanisms for IEEE 802 standards-based bridged real-time ethernet networks,” Ph.D. dissertation, University of Limerick, Sep. 2017.
- [47] V. Gavrilut *et al.*, “AVB-Aware Routing and Scheduling of Time-Triggered Traffic for TSN,” *IEEE Access*, vol. 6, pp. 75 229–75 243, 2018.
- [48] A. Berisa *et al.*, “AVB-aware Routing and Scheduling for Critical Traffic in Time-sensitive Networks with Preemption,” in *Proc. 30th Int. Conf. on Real-Time Netw. and Syst.*. ACM, Jun. 2022, pp. 207–218.
- [49] R. Queck, “Analysis of Ethernet AVB for Automotive Networks using Network Calculus,” in *IEEE ICVES*. Jul. 2012, pp. 61–67.
- [50] L. Zhao *et al.*, “Latency Analysis of Multiple Classes of AVB Traffic in TSN With Standard Credit Behavior Using Network Calculus,” *IEEE Trans. on Industrial Electronics*, vol. 68, pp. 10 291–10 302, 2021.
- [51] L. Maile *et al.*, “Network Calculus Results for TSN: An Introduction,” in *2020 ICTC*. IEEE, May 2020, pp. 131–140.
- [52] L. Deng *et al.*, “A Survey of Real-Time Ethernet Modeling and Design Methodologies: From AVB to TSN,” *ACM Computing Surveys*, vol. 55, pp. 1–36, 2022.
- [53] J. Diemer *et al.*, “Modeling of Ethernet AVB Networks for Worst-Case Timing Analysis,” *IFAC Proc. Volumes*, vol. 45, pp. 848–853, 2012.
- [54] U. D. Bordoloi *et al.*, “Schedulability Analysis of Ethernet AVB Switches,” in *IEEE 20th Int. Conf. on Embedded and Real-Time Computing Syst. and Applications*, Aug. 2014.
- [55] M. Ashjaei *et al.*, “Schedulability analysis of Ethernet Audio Video Bridging networks with scheduled traffic support,” *Real-Time Systems*, vol. 53, pp. 526–577, Jul. 2017.
- [56] L. Zhao *et al.*, “Improving Latency Analysis for Flexible Window-Based GCL Scheduling in TSN Networks by Integration of Consecutive Nodes Offsets,” *IEEE Internet of Things J.*, vol. 8, pp. 5574–5584, Apr. 2021.

- [57] I. Álvarez *et al.*, “Comparing Admission Control Architectures for Real-Time Ethernet,” *IEEE Access*, vol. 8, pp. 105 521–105 534, 2020.
- [58] “IEEE Standard for Local and Metropolitan Area Networks–Audio Video Bridging (AVB) Systems,” *IEEE Std 802.1BA-2021 (Rev. of IEEE Std 802.1BA-2011)*, 2021.
- [59] L. Maile *et al.*, “Combining Static and Dynamic Traffic with Delay Guarantees in Time-Sensitive Networking,” in *Performance Evaluation Methodologies and Tools*, E. Kalyvianaki and M. Paolieri, Eds. Springer Nature Switzerland, 2024, pp. 117–132.
- [60] A. Grigorjew *et al.*, “ML-Assisted Latency Assignments in Time-Sensitive Networking,” in *2021 IFIP/IEEE International Symposium on Integrated Network Management (IM)*. IEEE, May 2021, pp. 116–124.
- [61] T. Gerhard *et al.*, “Software-defined Flow Reservation: Configuring IEEE 802.1Q Time-Sensitive Networks by the Use of Software-Defined Networking,” in *2019 24th IEEE Int. Conf. ETFA*. Sep. 2019, pp. 216–223.
- [62] A. Scheffler and S. Bondorf, “Network Calculus for Bounding Delays in Feedforward Networks of FIFO Queueing Systems,” in *Proc. 18th Int. Conf. QEST*, ser. QEST ’21, Aug. 2021, pp. 149–167.
- [63] L. Maile *et al.*, “On the Effect of TSN Forwarding Mechanisms on Best-Effort Traffic,” in *2024 12th ICCCM*, ser. ICCCM ’24. ACM, 2024, pp. 93–102.
- [64] “Draft Standard for Local and Metropolitan Area Networks – Bridges and Bridged Networks – Amendment: Shaper Parameter Settings for Bursty Traffic Requiring Bounded Latency,” *IEEE Standard Std. 802.1Qdq, Draft 1.0*, Jun. 2024.
- [65] “OpenFlow Switch Specification,” ONF, Std ONF TS-025, 2015.
- [66] L. Zhao *et al.*, “Minimum Bandwidth Reservation for CBS in TSN With Real-Time QoS Guarantees,” *IEEE Trans. on Industrial Informatics*, vol. 20, pp. 6187–6198, Apr. 2024.
- [67] J.-Y. Le Boudec and P. Thiran, *Network calculus: A Theory of Deterministic Queueing Systems for the Internet*. Berlin, Heidelberg: Springer-Verlag, 2001.
- [68] J. A. R. De Azua and M. Boyer, “Complete modelling of AVB in Network Calculus Framework,” in *Proc. 22nd Int. Conf. RTNS*. ACM, Oct. 2014, pp. 55–64.
- [69] L. Zhao *et al.*, “Improving Worst-Case Delay Analysis for Traffic of Additional Stream Reservation Class in Ethernet-AVB Network,” *Sensors*, vol. 18, Nov. 2018.
- [70] OpenSim Ltd., “OMNeT++ Discrete Event Simulator and the INET Framework.” [Online]. Available: <https://omnetpp.org/>
- [71] P. Meyer *et al.*, “Simulation of Mixed Critical In-vehicular Networks,” in *Recent Advances in Network Simulation*, ser. EAI/Springer Innovations in Commun. and Computing, May 2019.
- [72] D. Klein and M. Jarschel, “An OpenFlow extension for the OMNeT++ INET framework,” in *Proc. 6th Int. ICST Conf. on Simulation Tools and Techniques*, ser. SimuTools ’13. ICST, 2013, pp. 322–329.
- [73] I. Alvarez *et al.*, “Comparing Admission Control Architectures for Real-Time Ethernet,” *IEEE Access*, vol. 8, pp. 105 521–105 534, 2020.
- [74] D. Thiele and R. Ernst, “Formal analysis based evaluation of software defined networking for time-sensitive Ethernet,” in *2016 Design, Automation Test in Europe Conference Exhibition (DATE)*, Mar. 2016, pp. 31–36.
- [75] G. Xu and G. Yu, “On convergence analysis of particle swarm optimization algorithm,” *Journal of Computational and Applied Mathematics*, vol. 333, pp. 65–73, 2018.
- [76] D. Bujosa *et al.*, “CSRP: An Enhanced Protocol for Consistent Reservation of Resources in AVB/TSN,” *IEEE Transactions on Industrial Informatics*, vol. 17, pp. 3640–3650, 2021.
- [77] S. Graf *et al.*, “Building Correct Cyber-Physical Systems: Why We Need a Multiview Contract Theory,” in *Formal Methods for Industrial Critical Systems*, F. Howar and J. Barnat, Eds. Cham: Springer International Publishing, 2018, pp. 19–31.