

Matrix encoding method in variational quantum singular value decomposition

Alexander I. Zenchuk,^{1,*} Wentao Qi,^{2,†} and Junde Wu^{3,‡}

¹*Federal Research Center of Problems of Chemical Physics and Medicinal Chemistry RAS, Chernogolovka, Moscow reg., 142432, Russia*

²*Institute of Quantum Computing and Computer Theory,*

School of Computer Science and Engineering, Sun Yat-sen University, Guangzhou 510006, China

³*School of Mathematical Sciences, Zhejiang University, Hangzhou 310027, PR China*

We propose the variational quantum singular value decomposition based on encoding the elements of the considered $N \times N$ matrix into the state of a quantum system of appropriate dimension. This method doesn't use the expansion of this matrix in terms of the unitary matrices. Controlled measurement is involved to avoid small success probability in ancilla measurement. The objective function for maximization algorithm can be obtained probabilistically via measurement of the states of two one-qubit subsystems. The circuit requires $O(\log N)$ qubits for realization of this algorithm whose depths is proportional to $\log N/\varepsilon$, where ε is the precision required for calculation of singular values.

* zenchuk@itp.ac.ru

† qiwt5@mail2.sysu.edu.cn

‡ wjd@zju.edu.cn

I. INTRODUCTION

Quantum algorithms has become an attractive field of practical realization of quantum physics in everyday life. Among other quantum algorithms we concentrate on the family of algorithms manipulating with matrices and thus representing the quantum analogues of classical counterparts. Quantum Fourier transform [1–3] and phase estimation [3, 4] must be distinguished as most popular and well recognized quantum algorithms used as subroutines included in many algorithms for data processing.

Set of algorithms reaches the goal using exclusively quantum approach. Apart from Fourier transform and Quantum phase estimation quoted above we refer to the algorithms for matrix manipulations (addition, multiplication, Kronecker sum, tensor product, Hadamard product) based on the Trotterization method [5–8] and the Baker-Champbell-Hausdorff [9] approximation for exponentiating matrices [10]. In [11], the matrix operations (addition, multiplication, inner product of vectors) are realized via action of special unitary operations on the matrix encoded into the either mixed or pure superposition state of some quantum system. Later, such unitary transformations were realized in terms of simple one- and two-qubit operations [12]. The matrix-encoding approach was implemented in the quantum algorithms for determinant calculation, matrix inversion and solving linear systems [13].

Another large family of algorithms includes algorithms combining both quantum and classical subroutines. To such algorithms one can refer the original version of the well known Harrow-Hassidim-Lloyd (HHL) algorithm for solving systems of linear algebraic equations [14–21]. In this algorithm the classical subroutine is required for inversion of eigenvalues λ_j of the matrix A in equation $A\mathbf{x} = \mathbf{b}$. However, later the method of approximate calculation of the inverse eigenvalues $1/\lambda_j$ was developed [22, 23]. This method can be incorporated into HHL algorithm removing necessity of classical operations. Variational algorithms represent widely acknowledged class of hybrid algorithms for solving problems based on optimization methods. In particular, such algorithm was developed for the singular value decomposition (SVD) [24–27], where the loss (or objective) function at fixed optimization parameters was calculated by the quantum algorithm, while the iteration of parameters was performed using the classical gradient method. In Ref.[26], all simulations were implemented via Paddle Quantum [28] on the PaddlePaddle Deep Learning Platform [29, 30].

We have to note that some principal issues on quantum algorithms for SVD are referred to Refs.[31–34]. Thus, the principle of realization of the quantum gradient descent algorithm is described in [31], but no explicit representation for unitary transformation performing iteration steps in this algorithm is given, this problem requires further study. In [32], the problem of fixing the phase of the singular vector associated with the appropriate singular value is explored. The data analysis involving the quantum SVD-based data representation is proposed in [33]. The quantum singular value estimation algorithm (i.e., estimation of the singular value associated with each singular vector) is described in [31, 34]. However, the particular realizations of quantum algorithm are not discussed there. This fact motivates research on development of quantum SVD algorithms which can be validated on near-term quantum processors. The importance of the algorithms for SVD is determined by the wide applicability of SVD as a subroutine in various algorithms including some variants of matrix inversion [22, 23], solving systems of linear equations [35], quantum recommendation systems [31, 36, 37].

In our paper, we modify the algorithm developed in [26, 27] implementing the encoding the elements of the $N \times N$ matrix A into the probability amplitudes of the pure state of some quantum system with subsequent application of two parametrised unitary transformations and matrix multiplications using the algorithm proposed in [12]. Implementing this encoding we avoid representation of A as a linear combination of unitary transformations utilised in [26, 27]. In comparison with the above references, we reduce the number of measurements required to get the complete information for calculating the objective function. In our case, each run of the algorithm is supplemented with $O(1)$ measurements of the uncillae states (subsystems K and B below), while the number of measurements in [26, 27] is $O(N)$, here N is the number of diagonal elements in the considered matrix. Of course, because of the probabilistic method of obtaining the objective function, one has to perform series of runs of the algorithm.

The paper is organized as follows. In Sec.II we present the detailed description of our version of the quantum part of the variational SVD and briefly discuss the complete hybrid algorithm. Conclusions are given in Sec.III.

II. SINGULAR VALUE DECOMPOSITION

A. Preliminaries

We consider the singular value decomposition of an arbitrary square $N \times N$ matrix M assuming $N = 2^n$,

$$M = \hat{U} D \hat{V}^\dagger, \quad (1)$$

where $D = \text{diag}(d_1, \dots, d_N)$ is the diagonal matrix of singular values (some of those values might be zero) and \hat{U} and \hat{V}^\dagger are unitary matrices. To find the singular values (entries of the diagonal matrix D) we, first of all, introduce the following objective

function [26]:

$$L(\alpha, \beta) = \sum_{j=0}^{N-1} q_j \times \text{Re} \left(\langle \psi_j | U^T(\alpha) M U(\beta) | \psi_j \rangle \right), \quad U = \{b_{ij} : i, j = 0, \dots, N-1\}, \quad (2)$$

where $|\psi_j\rangle, j = 0, \dots, N-1$, is a set of orthogonal vectors, $\alpha = \{\alpha_0, \dots, \alpha_{n_Q}\}$ and $\beta = \{\beta_0, \dots, \beta_{n_Q}\}$ represent two sets of optimization parameters, $q_0 > \dots > q_{N-1}$ are real weights, Q is some integer associated with the subroutine used for preparing the unitary transformation U in Sec. II C. We also note that the sum in (2) is over all N singular values including possible zeros unlike Ref. [26], where the sum is truncated keeping only $T \leq N$ largest singular values. This truncation can be simply realized in our algorithm just equating to zero all q_j with $j > T$. The reason to take transposition T of the matrix U in (2) will be clarified later, see eq. (23). Here we emphasize that, although the objective function is a sum of N terms, its expectation value will be found by measuring the states of two qubits, see eqs. (29), (30), unlike Refs. [26, 27], where the expectation value of each term must be measured separately. We appeal to the gradient method to find such parameters α^* and β^* that maximize the objective function, i.e.,

$$\max_{\alpha, \beta} L(\alpha, \beta) = L(\alpha^*, \beta^*). \quad (3)$$

Then

$$d_j = \langle \psi_j | U^T(\alpha^*) M U(\beta^*) | \psi_j \rangle, \quad j = 0, \dots, N-1, \quad (4)$$

$$\hat{U}^\dagger = U^T(\alpha^*), \quad \hat{V} = U(\beta^*).$$

As for the set of orthogonal vectors $|\psi_j\rangle$, we take the vectors of computational basis $|j\rangle, j = 0, \dots, N-1$, where the integer j is written in the binary form. We introduce five n -qubit subsystems, see Fig. 1: the subsystems R and C serve to enumerate, respectively, the rows and column of M , the subsystems χ and ψ are needed to operate with $\langle \psi_j |$ and $|\psi_j\rangle$ in (2), these two subsystems are also used to organize the weighted sum over j in (2), and the subsystem q encodes the normalized vector of weights,

$$|\varphi\rangle_q = \sum_{j=0}^{N-1} q_j |j\rangle_q, \quad \sum_{j=0}^{N-1} q_j^2 = 1. \quad (5)$$

In addition, the single qubit of the subsystem K serves as a controlling qubit in succeeding controlled operations. At the last steps of the algorithm we will introduce two one-qubit ancillae B and \tilde{B} to properly organize garbage removal and required measurements.

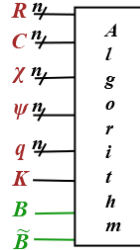


FIG. 1: Structure of subsystems required for performing the quantum part of variational SVD. It includes five n -qubit subsystems for encoding the matrix M (subsystems R, C), orthonormal eigenvectors $\langle \psi_j |$ and $|\psi_j\rangle$ (subsystems χ, ψ) and weights q_i (subsystem q). In addition, the one-qubit subsystem K serves as a controlling qubit in controlled operators of the algorithm and two one-qubit ancillae B and \tilde{B} serve for the controlled measurement.

We shall note that the proposed method can be also used to construct the eigensystem for the square positive semidefinite matrix R (for instance, for the density matrix), i.e., we can factorize R as $R = U D U^\dagger$. For this purpose, we just have to involve the following relation between the matrices $U(\alpha)$ and $U(\beta)$:

$$\hat{U}^\dagger = U^T(\alpha) = \hat{V}^\dagger = U^\dagger(\beta), \quad \Rightarrow \quad U(\alpha) = \bar{U}(\beta), \quad (6)$$

where the bar means complex conjugate. This condition can be simply satisfied in the case when all the parameters α_j and β_j are introduced via the x -, y - or z -rotation $R_{\theta j} = e^{-i\sigma^{(\theta)}\alpha_j/2}$, $\theta = x, y, z$, $\sigma^{(\theta)}$ are the Pauli matrices. If $\theta = y$, then $\alpha_j = \beta_j$. In the case $\theta = x, z$, we take $\alpha_j = -\beta_j$.

B. Quantum algorithm preparing objective function

First of all, we have to prepare the above mentioned matrix $M = \{m_{ij} : i, j = 0, \dots, N-1\}$ for encoding into the state of a quantum system. To this end we normalize M and make real the first diagonal element assuming that this element does not equal to zero ($m_{00} \neq 0$), i.e., replace M with the matrix $A = \{a_{ij} : i, j = 0, \dots, N-1\}$:

$$A = \frac{e^{-i\arg(m_{00})}}{\sqrt{\sum_{i=0}^{N-1} \sum_{j=0}^{N-1} |m_{ij}|^2}} M. \quad (7)$$

Now we can encode the elements of the matrix A into the superposition state of R and C as follows:

$$\begin{aligned} |A\rangle &= \sum_{i=0}^{N-1} \sum_{j=0}^{N-1} a_{ij} |i\rangle_R |j\rangle_C, \\ \sum_{i=0}^{N-1} \sum_{j=0}^{N-1} |a_{ij}|^2 &= 1, \end{aligned} \quad (8)$$

where the normalization is provided by eq.(7). In other words, we have quantum access to the matrix A [33]. Here we shall note that the matrix encoding problem is a complicated task by itself and, in general, the depth of the algorithm encoding the $N \times N$ matrix is at least $O(N^2)$. The same holds for encoding the state $|\varphi\rangle_q$ in (5). However, both this problems can be referred to the initial state preparation and will not be detailed in our paper. Subsystems χ , ψ and K are in the ground state initially and the state of q is defined in (5), i.e., the initial state of the whole system reads:

$$|\Phi_0\rangle = |A\rangle |0\rangle_\chi |0\rangle_\psi |\varphi\rangle_q |0\rangle_K. \quad (9)$$

Hereafter in this paper the subscript means the subsystem to which the operator is applied.

Now we proceed to description of the quantum algorithm, which is also illustrated by the circuit in Fig.2. As the first step, we apply the Hadamard transformation to each qubit of χ and K (we denote this set of transformations as $W_{\chi K}^{(0)} = H_\chi H_K$):

$$|\Phi_1\rangle = W_{\chi K}^{(0)} |\Phi_0\rangle = \frac{1}{2^{(n+1)/2}} \sum_{k=0}^{N-1} |A\rangle |k\rangle_\chi |0\rangle_\psi |\varphi\rangle_q (|0\rangle_K + |1\rangle_K), \quad (10)$$

thus creating the systems of orthonormal states $|k\rangle_\chi$, $k = 0, \dots, N-1$, and initializing the superposition state of the controlling qubit K .

Now we double the state $|k\rangle_\chi$ creating the same state $|k\rangle_\psi$ of the system ψ and also multiply the obtained state by the weight q_k resulting in $q_k |k\rangle_\chi |k\rangle_\psi |0\rangle_q$, see eq.(13). In the last case we use the trick proposed in [13] for matrix product. Both operations are controlled by the state of K , i.e., they are applied only if K is in the excited state $|1\rangle_K$. To arrange such control we introduce the projectors

$$P_{\chi_i K} = |1\rangle_{\chi_i} |1\rangle_K \langle 1|_{\chi_i} \langle 1|_K, \quad i = 1, \dots, n, \quad (11)$$

and the controlled operator

$$W_{\chi\psi q K}^{(1)} = \prod_{i=1}^n \left(P_{\chi_i K} \otimes \sigma_{\psi_i}^{(x)} \sigma_{q_i}^{(x)} + (I_{\chi_i K} - P_{\chi_i K}) \otimes I_{\psi_i q_i} \right). \quad (12)$$

Hereafter the subscript attached to the notation of a subsystem indicates the appropriate qubit of this subsystem. Thus, subscript i mean the i th qubit of the appropriate subsystem in (12).

Applying $W_{\chi\psi q K}^{(1)}$ to $|\Phi_1\rangle$ we obtain

$$\begin{aligned} |\Phi_2\rangle &= W_{\chi\psi q K}^{(1)} |\Phi_1\rangle = \frac{1}{2^{(n+1)/2}} \left(\sum_{k=0}^{N-1} q_0 |A\rangle |k\rangle_\chi |k\rangle_\psi |0\rangle_q |0\rangle_K \right. \\ &\quad \left. + \sum_{k=0}^{N-1} q_k |A\rangle |k\rangle_\chi |k\rangle_\psi |0\rangle_q |1\rangle_K \right) + |g_2\rangle, \end{aligned} \quad (13)$$

where the garbage $|g_2\rangle$ collects the terms containing the states $|j\rangle_q$ with $j > 0$, which we don't need hereafter.

Next, we prepare and apply the unitary operators $U(\alpha)$ and $U(\beta)$ in (2) controlled by the excited state of the one-qubit subsystem K :

$$W_{\chi\psi K}^{(2)} = |1\rangle_K {}_K\langle 1| \otimes U_\chi(\alpha)U_\psi(\beta) + |0\rangle_K {}_K\langle 0| \otimes I_{\chi\psi}. \quad (14)$$

We can represent the action of the operator U on the vectors $|k\rangle_\chi$ and $|k\rangle_\psi$ in terms of its elements as follows:

$$U_\chi(\alpha)|k\rangle_\chi = \sum_{l=0}^{N-1} b_{lk}(\alpha)|l\rangle_\chi, \quad U_\psi(\beta)|k\rangle_\psi = \sum_{l=0}^{N-1} b_{lk}(\beta)|l\rangle_\psi. \quad (15)$$

Then, applying $W_{\chi\psi K}^{(2)}$ to $|\Phi_2\rangle$ we obtain

$$\begin{aligned} |\Phi_3\rangle &= W_{\chi\psi K}^{(2)}|\Phi_2\rangle \\ &= \frac{1}{2^{(n+1)/2}} \left(\sum_{k=0}^{N-1} q_0|A\rangle|k\rangle_\chi|k\rangle_\psi|0\rangle_q|0\rangle_K \right. \\ &\quad \left. + \sum_{k=0}^{N-1} \sum_{l_1=0}^{N-1} \sum_{l_2=0}^{N-1} q_k b_{l_1 k}(\alpha) b_{l_2 k}(\beta) |A\rangle|l_1\rangle_\chi|l_2\rangle_\psi|0\rangle_q|1\rangle_K \right) + |g_3\rangle. \end{aligned} \quad (16)$$

Here, the garbage $|g_2\rangle$ from (13) is transformed to $|g_3\rangle$, but we don't describe explicitly this transformation because we are not interested in the particular structure of the garbage. The same holds for the garbage in other states below. To multiply three matrices $U_\chi^T(\alpha)$, A and $U_\psi(\beta)$ and eventually calculate the sum $\sum_j q_j q_\psi \langle j|U^T(\alpha)AU(\beta)|j\rangle_\psi$ in (2), we follow Refs.[12, 13]. Using projectors (11) and projectors

$$P_{\psi_i K} = |1\rangle_{\psi_i} |1\rangle_K {}_{\psi_i}\langle 1| {}_K\langle 1|, \quad i = 1, \dots, n, \quad (17)$$

we introduce the following controlled operators:

$$\begin{aligned} C_{\chi K R}^{(1)} &= \prod_{i=1}^n \left(P_{\chi_i K} \otimes \sigma_{R_i}^{(x)} + (I_{\chi_i K} - P_{\chi_i K}) \otimes I_{R_i} \right), \\ C_{\psi K C}^{(2)} &= \prod_{i=1}^n \left(P_{\psi_i K} \otimes \sigma_{C_i}^{(x)} + (I_{\psi_i K} - P_{\psi_i K}) \otimes I_{C_i} \right), \end{aligned} \quad (18)$$

Here, the operator $C_{\chi K R}^{(1)}$ is required for multiplying $U^T(\alpha)$ and A , the operator $C_{\psi K C}^{(2)}$ serves for multiplying A and $U(\beta)$. Applying the operator $W_{RC\chi\psi K}^{(3)} = C_{\psi K C}^{(2)} C_{\chi K R}^{(1)}$ to the state $|\Phi_3\rangle$ we obtain

$$\begin{aligned} |\Phi_4\rangle &= W_{RC\chi\psi K}^{(3)}|\Phi_3\rangle \\ &= \frac{1}{2^{(n+1)/2}} \left(\sum_{k=0}^{N-1} q_0 a_{00} |0\rangle_R |0\rangle_C |k\rangle_\chi |k\rangle_\psi |0\rangle_q |0\rangle_K \right. \\ &\quad \left. + \sum_{k=0}^{N-1} \sum_{l_1=0}^{N-1} \sum_{l_2=0}^{N-1} q_k b_{l_1 k}(\alpha) b_{l_2 k}(\beta) a_{l_1 l_2} |0\rangle_R |0\rangle_C |l_1\rangle_\chi |l_2\rangle_\psi |0\rangle_q |1\rangle_K \right) + |g_4\rangle \end{aligned} \quad (19)$$

where the first part in the rhs collects the terms needed for further calculations (these terms will be labelled later on by the operator $W_{RC\chi\psi qB\hat{B}}^{(5)}$, see eq.(24)) and $|g_4\rangle$ is the garbage to be removed later. Now, according to the multiplication algorithm (see Appendix in Ref.[13]) we introduce the operator

$$W_{\chi\psi}^{(4)} = H_\chi H_\psi, \quad (20)$$

where H_χ and H_ψ are the sets of Hadamard transformations applied to each qubit of the subsystems χ and ψ respectively. These operators complete the multiplications $U^T(\alpha)A$ and $AU(\beta)$ respectively, and simultaneously calculate the weighted trace

$\sum_j q_j (U^T(\alpha)AU(\beta))_{jj}$. Then, applying $W_{\chi\tilde{\chi}\psi}^{(4)}$ to the state $|\Phi_4\rangle$, selecting only the needed terms and moving others to the garbage $|g_5\rangle$, we obtain

$$\begin{aligned} |\Phi_5\rangle &= W_{\chi\tilde{\chi}\psi}^{(4)} |\Phi_4\rangle \\ &= \frac{1}{2^{(3n+1)/2}} \left(\tilde{a}_{00}|0\rangle_K + \sum_{l=0}^{N-1} A_l|1\rangle_K \right) |0\rangle_R|0\rangle_C|0\rangle_\chi|0\rangle_\psi|0\rangle_q + |g_5\rangle, \end{aligned} \quad (21)$$

where,

$$\tilde{a}_{00} = 2^n q_0 a_{00}, \quad (22)$$

$$A_l(\alpha, \beta) = \sum_{k=0}^{N-1} \sum_{m=0}^{N-1} q_l a_{km} b_{kl}(\alpha) b_{ml}(\beta) = q_l (U^T(\alpha)MU(\beta))_{ll}. \quad (23)$$

Remark that the factor 2^n in the expression for \tilde{a}_{00} (22) appears because of the sum over k in (19) which includes n terms.

Now we label and remove the garbage $|g_5\rangle$ from the state (21) via the controlled measurement. To this end we introduce two one-qubit ancillae B and \tilde{B} in the ground state and the controlled operator

$$\begin{aligned} W_{RC\chi\psi q B \tilde{B}}^{(5)} &= P \otimes \sigma_B^{(x)} \sigma_{\tilde{B}}^{(x)} + (I_{RC\chi\psi q B \tilde{B}} - P) \otimes I_{B \tilde{B}}, \\ P &= |0\rangle_R|0\rangle_C|0\rangle_\chi|0\rangle_\psi|0\rangle_q |R\rangle\langle 0|_C|0\rangle_\chi|0\rangle_\psi|0\rangle_q|0\rangle. \end{aligned} \quad (24)$$

Then, applying $W_{RC\chi\psi q B \tilde{B}}^{(5)}$ to the state $|\Phi_5\rangle|0\rangle_B|0\rangle_{\tilde{B}}$ we obtain

$$\begin{aligned} |\Phi_6\rangle &= W_{RC\chi\psi q B \tilde{B}}^{(5)} |\Phi_5\rangle|0\rangle_B|0\rangle_{\tilde{B}} = \\ &= \frac{1}{2^{(3n+1)/2}} \left(\tilde{a}_{00}|0\rangle_K + \tilde{L}(\alpha, \beta)|1\rangle_K \right) |0\rangle_R|0\rangle_C|0\rangle_\chi|0\rangle_\psi|0\rangle_q|1\rangle_B|1\rangle_{\tilde{B}} \\ &+ |g_5\rangle|0\rangle_B|0\rangle_{\tilde{B}}, \quad \tilde{L}(\alpha, \beta) = \sum_{l=0}^{N-1} A_l(\alpha, \beta). \end{aligned} \quad (25)$$

Now we can remove the garbage by introducing the controlled measurement [38],

$$W_{B \tilde{B}}^{(6)} = |1\rangle_B |B\rangle\langle 1| \otimes M_{\tilde{B}} + |0\rangle_B |B\rangle\langle 0| \otimes I_{\tilde{B}}, \quad (26)$$

where $M_{\tilde{B}}$ is the measurement operator applied to \tilde{B} . Applying $W_{B \tilde{B}}^{(6)}$ to $|\Phi_6\rangle$ we obtain

$$\begin{aligned} |\Phi_7\rangle &= W_{B \tilde{B}}^{(6)} |\Phi_6\rangle = |\Psi_{out}\rangle_{KB} |0\rangle_R|0\rangle_C|0\rangle_\chi|0\rangle_\psi|0\rangle_q, \\ |\Psi_{out}\rangle_{KB} &= G^{-1} \left(\tilde{a}_{00}|0\rangle_K + \tilde{L}(\alpha, \beta)|1\rangle_K \right) |1\rangle_B, \end{aligned} \quad (27)$$

where $G = \sqrt{\tilde{a}_{00}^2 + |\tilde{L}(\alpha, \beta)|^2}$ and we recall that \tilde{a}_{00} in (22) is real because a_{00} is the real element of the matrix A and q_0 is a positive integer.

Remark. To obtain the output state $|\Psi_{out}\rangle_{KB}$ we involve so-called controlled measurement. Of course, we could obtain this state just using multiple running of the algorithm each time measuring the state of the ancilla \tilde{B} till obtaining the state $|1\rangle_{\tilde{B}}$ as the required result of measurement. In this case we again obtain the state $|\Phi_7\rangle$ (27) with the output state $|\Psi_{out}\rangle_{KB}$. However, the probability of such output of the measurement is $O(2^{-(3n+1)})$ which exponentially decreases with the number of qubits n characterizing the space of the circuit. This is a disadvantage of the algorithm that can be completely overcome referring to the controlled measurement. Although we can not present a particular realization of this operator in terms of well known quantum and/or classical operations, the controlled measurement reflects the deep relation between the quantum and classical physics. The measurement of state of the qubit \tilde{B} will be performed if only the excited state $|1\rangle_B$ exists in the considered superposition state. Since our superposition state $|\Phi_6\rangle$ (25) includes $|1\rangle_B$ by construction, the measurement must be performed with the predictable result $|1\rangle_{\tilde{B}}$. In addition, the controlled measurement is the last element in the following scheme. We know the control operations, where both controlling and controlled subsystems are quantum (CNOT is the simplest representative). The controlled operations with controlling classical subsystem and controlled quantum subsystem are also acknowledged [3]. The proposed concept of controlled measurement represent the last possible type of control operations in quantum-classical system

with the control by the state of a quantum subsystem. All these arguments do not prove realizability of controlled measurement but motivate the research for its realization that would not contradict the basic postulates and theorems of quantum mechanics including the no-cloning theorem [39].

We are aimed at finding the objective function L and normalization G . To this end we apply the Hadamard transformation H_B to the ancilla B and then apply the Hadamard transformation H_K , controlled by the excited state of B , to the qubit K , i.e., the controlled operator

$$C_{BK} = |1\rangle_B \langle 1| \otimes H_K + |0\rangle_B \langle 0| \otimes I_K. \quad (28)$$

Thus, we have

$$\begin{aligned} |\tilde{\Psi}_{out}\rangle &= C_{BK} H_B |\Psi_{out}\rangle_{KB} \\ &= \frac{1}{\sqrt{2}G} \left(\tilde{a}_{00} |0\rangle_K + \tilde{L}(\alpha, \beta) |1\rangle_K \right) |0\rangle_B \\ &\quad - \frac{1}{2G} \left((\tilde{a}_{00} + \tilde{L}(\alpha, \beta)) |0\rangle_K + (\tilde{a}_{00} - \tilde{L}(\alpha, \beta)) |1\rangle_K \right) |1\rangle_B. \end{aligned} \quad (29)$$

Now we measure the both qubits K and B with probabilities p_{ij} for fixing the state $|i\rangle_K |j\rangle_B$, $i, j = 0, 1$, thus having

$$\begin{aligned} p_{00}(\alpha, \beta) &= \frac{\tilde{a}_{00}^2}{2G^2(\alpha, \beta)}, \\ p_{10}(\alpha, \beta) &= \frac{|\tilde{L}(\alpha, \beta)|^2}{2G^2(\alpha, \beta)}, \\ p_{01}(\alpha, \beta) &= \frac{G^2(\alpha, \beta) + 2\tilde{a}_{00}\text{Re}(\tilde{L}(\alpha, \beta))}{4G^2(\alpha, \beta)}, \\ p_{11}(\alpha, \beta) &= \frac{G^2(\alpha, \beta) - 2\tilde{a}_{00}\text{Re}(\tilde{L}(\alpha, \beta))}{4G^2(\alpha, \beta)}. \end{aligned} \quad (30)$$

From this system we obtain the expressions for the needed quantities:

$$G^2(\alpha, \beta) = \frac{\tilde{a}_{00}^2}{2p_{00}(\alpha, \beta)}, \quad (31)$$

$$L(\alpha, \beta) = \text{Re}(\tilde{L}(\alpha, \beta)) = \frac{\tilde{a}_{00}}{2p_{00}(\alpha, \beta)} (p_{01}(\alpha, \beta) - p_{11}(\alpha, \beta)). \quad (32)$$

The depth of the operator $W_{RC\chi\psi qB\tilde{B}}^{(5)}$ can be estimated as $O(\log N)$ which is indicated in Fig.2. But the depth of the whole algorithm is defined by the operator $W_{\chi\psi K}^{(2)}$ whose depth is also indicated in Fig.2 and equals $O(Q \log N)$. This estimation will be obtained in Sec.II C after introducing the parameter Q . However, as for the depth of the whole algorithm for calculating the objective function, one can take into account the probabilistic method implemented for calculating the objective function using formula (32) that includes probabilities p_{ij} ($i, j = 0, 1$) given in (30). If the number of runs is N_r , then the depth of the algorithm is $O(N_r Q \log N)$. In turn, $N_r \sim 1/\varepsilon$, where $\varepsilon \ll 1$ is the required precision for probabilistic calculation of p_{ij} . Therefore, the depth is $O(Q \log(N)/\varepsilon)$. We have to note that, also expression (32) for the objective function L has p_{00} in the denominator, there is no singularity at $p_{00} \rightarrow 0$, because $(p_{01} - p_{11}) \rightarrow 0$ as well in this case. However, to provide calculation with required precision ε , we require $p_{00} \gg \varepsilon$. This condition can be replaced by the following one:

$$\tilde{a}_{00}^2 = 2^{2n} q_0^2 a_{00}^2 \gg \varepsilon \Leftrightarrow q_0 a_{00} \gg 2^{-n} \sqrt{\varepsilon}. \quad (33)$$

In this case $p_{00} \sim p_{01} \sim p_{11} \gg \varepsilon$, while the probability p_{10} does not appear in (32). If the probabilities p_{00} , p_{01} and p_{11} are calculated with the precision ε , then formula (32) yields the objective function L with the precision $\sim \varepsilon$. Then, according to eq.(2), we conclude that the singular values can be calculated with the precision $\sim \varepsilon/N$.

Now we turn to the case when the condition (33) is destroyed and consider the case $\tilde{a}_{00}^2 \sim \varepsilon$. In particular, \tilde{a} can be zero. This is the case when we can not use formulae (30) – (32) for calculating the objective function with precision ε and we have to modify the algorithm. The simplest way is to change the starting point of the algorithm and replace formulae (9) and (10) with the following one:

$$|\Phi_0\rangle = \frac{1}{\sqrt{2}} \left(|0\rangle_R |0\rangle_C |0\rangle_\chi |0\rangle_\psi |0\rangle_q |1\rangle_K + |A\rangle |0\rangle_\chi |0\rangle_\psi |\varphi\rangle_q |1\rangle_K \right) = |\Phi_1\rangle. \quad (34)$$

After proper modification of the algorithm we result in formulae similar to (30) in which the parameter \tilde{a}_{00} is replaced with another parameter that does not depend on the elements of A and q . Such formulae allow to calculate the objective function L with any desired precision ε . Further details of the modified algorithm will not be discussed here. We note that starting equation (34) can be used in case (33) as well. However, initial state (9) is simpler for preparation in comparison with state (34) and therefore it is recommended in case (33).

The space required for realization of this algorithm in both above cases is $O(\log N)$ qubits.

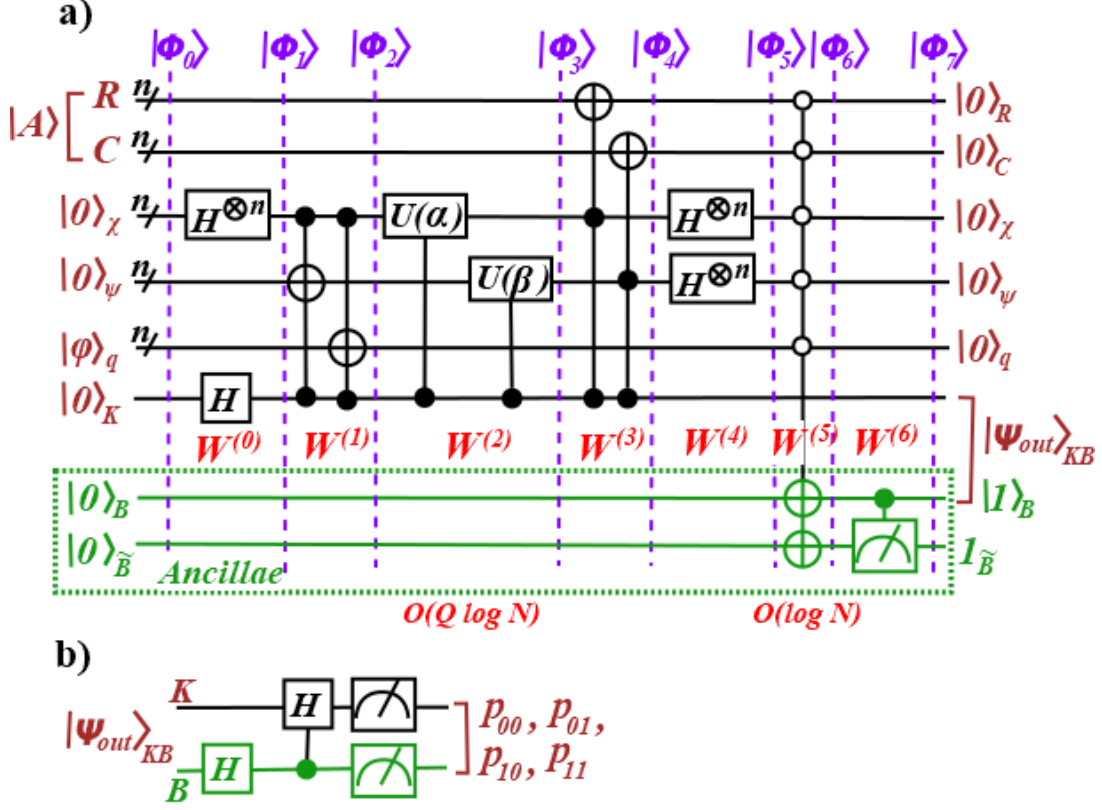


FIG. 2: Circuit for the quantum part of the variational SVD algorithm. The depth of this circuit can be estimated as $O(Q \log(N)/\varepsilon)$. (a) The circuit for creating the state $|\Psi_{out}\rangle_K$ given in (27); the operators $W^{(j)}$, $j = 0, \dots, 6$ are presented without subscripts for brevity. (b) The operators applied to the state $|\Psi_{out}\rangle_{KB}$ to probabilistically obtain the normalization G and the objective function $L(\alpha, \beta)$.

C. Realization of operator $W_{\chi\psi K}^{(2)}$ for real matrix A

The operator $W_{\chi\psi K}^{(2)}$ in (14) can be conveniently represented as a product of two operators

$$W_{\chi\psi K}^{(2)} = W_{\chi K}^{(2)} W_{\psi K}^{(2)}, \quad (35)$$

$$W_{\chi K}^{(2)} = |1\rangle_K \langle 1| \otimes U_\chi(\alpha) + |0\rangle_K \langle 0| \otimes I_\chi, \quad (36)$$

$$W_{\psi K}^{(2)} = |1\rangle_K \langle 1| \otimes U_\psi(\beta) + |0\rangle_K \langle 0| \otimes I_\psi \quad (37)$$

as shown in Fig. 2a. Notice that two operators $W_{\chi K}^{(2)}$ and $W_{\psi K}^{(2)}$ are completely equivalent to each other and differ only by the parameters encoded into them. Therefore we describe only one of them, say $W_{\chi K}^{(2)}$. To realize the operator U for the real matrix

It is enough to use the one-qubit y -rotations $R_y(\varphi) = \exp(-i\sigma^{(y)}\varphi/2)$ ($\sigma^{(y)}$ is the Pauli matrix) and C-nots [26]:

$$\begin{aligned}
 U(\alpha) &= \prod_{k=1}^Q R_k(\alpha_{(k-1)n+1}, \dots, \alpha_{kn}), \\
 R_k(\alpha_{(k-1)n+1}, \dots, \alpha_{kn}) &= \prod_{m=1}^{n-1} C_{\chi_m \chi_{m+1}} \prod_{j=1}^n R_{y\chi_j}(\alpha_{(k-1)n+j}), \\
 C_{\chi_m \chi_{m+1}} &= |1\rangle_{\chi_m} \langle 1| \otimes \sigma_{\chi_{m+1}}^{(x)} + |0\rangle_{\chi_m} \langle 0| \otimes I_{\chi_{m+1}}.
 \end{aligned} \tag{38}$$

In this formula, R_k represents a single block of transformations encoding n (the number of qubits in the subsystem χ) parameters α_i , $i = 1, \dots, n$, $R_{y\chi_j}$ is the y -rotation applied to the j th qubit of the subsystem χ . Involving Q blocks R_k , $k = 1, \dots, Q$, we enlarge the number of parameters to nQ . We note that this number, in general, may be bigger than the number of free real parameters in the $N \times N$ unitary transformation, which is N^2 . Such increase in the number of parameters is caused by the non-standard parametrization of the unitary transformation U which, in turn, is chosen for two reasons: (i) simple realization of U in terms of one- and two-qubit operations and (ii) simple realization of derivatives of the objective function with respect to these parameters, see eqs.(42). The depth of the operator U is $O(\log N)$.

Now we turn to realization of the controlled operator $W_{\chi K}^{(2)}$ given in (36). To this end we substitute U determined in (38) into (36) and transform it to

$$\begin{aligned}
 W_{\chi K}^{(2)} &= \prod_{k=1}^Q \prod_{m=1}^{n-1} C_{K\chi_m \chi_{m+1}} \\
 &\times \prod_{j=1}^n R_{y\chi_j}(\alpha_{(k-1)n+j}/2) C_{K, \chi_j}^{(z)} R_{y\chi_j}(\alpha_{(k-1)n+j}/2) C_{K, \chi_j}^{(z)}
 \end{aligned} \tag{39}$$

where

$$\begin{aligned}
 C_{K\chi_m \chi_{m+1}} &= P_{K\chi_m} \otimes \sigma_{\chi_{m+1}}^{(x)} + (I_{K\chi_m} - P_{K\chi_m}) \otimes I_{\chi_{m+1}}, \\
 P_{K\chi_m} &= |1\rangle_K \langle 1|_{\chi_m} \langle 1|_{\chi_m} \langle 1|, \\
 C_{K, \chi_j}^{(z)} &= |0\rangle_K \langle 0| \otimes \sigma_{\chi_j}^{(z)} + |1\rangle_K \langle 1| \otimes I_{\chi_j}.
 \end{aligned} \tag{40}$$

In (39), the controlled rotations $R_{y\chi_j}$ are represented by the second product since

$$R_{y\chi_j}(\alpha_{(k-1)n+j}/2) C_{K, \chi_j}^{(z)} R_{y\chi_j}(\alpha_{(k-1)n+j}/2) C_{K, \chi_j}^{(z)} = \begin{cases} I_{\chi_j} & \text{for } |0\rangle_K \\ R_{y\chi_j}(\alpha_{(k-1)n+j}) & \text{for } |1\rangle_K \end{cases}, \tag{41}$$

The circuit for the operator $W_{\chi K}^{(2)}$ (and also for $W_{\psi K}^{(2)}$) is shown in Fig.3. The depth of each operator $W_{\chi K}^{(2)}$ and $W_{\psi K}^{(2)}$ is $O(Q \log N)$ and therefore the depth of the whole circuit is $O(Q \log N)$, where the parameter Q depends on the required precision of calculating the objective function. The parameter Q is used in the estimation of the depth of the algorithm in the paragraph below eq.(32).

Remark. For the case of complex matrix A , the R_y -rotation should be replaced with the operator $R(\eta, \varphi, \theta) = R_z(\eta)R_y(\varphi)R_z(\theta)$, $R_z = \exp(-i\sigma^{(z)}/2)$, where $\sigma^{(z)}$ is the Pauli matrix.

D. Derivatives of objective function

The input data for the classical optimization algorithm include not only the value of the objective function at the given values of the parameters α and β , but also derivatives of the objective function with respect to these parameters. It can be shown [26] that the required derivatives can be obtained calculating the objective function at certain values of the parameters α and β using the algorithm presented in Sec.II B.

Let $\hat{\gamma} = \{\hat{\gamma}_1, \dots, \hat{\gamma}_{2nQ}\}$ be the set of all parameters α and β : $\hat{\gamma} = \{\alpha, \beta\}$. Since all parameters $\hat{\gamma}$ are introduced through the R_y -rotation, it is simple to calculate any-order derivative of L with respect to the parameters $\hat{\gamma}_j$ [26]. For instance, for the first- and second-order derivatives we have

$$\begin{aligned}
 \frac{\partial L(\hat{\gamma})}{\partial \hat{\gamma}_k} &= \frac{1}{2} L(\hat{\gamma}^{(k)}), \\
 \frac{\partial^2 L(\hat{\gamma})}{\partial \hat{\gamma}_k \partial \hat{\gamma}_m} &= \frac{1}{4} L(\hat{\gamma}^{(k,m)}), \quad k, m = 1, \dots, 2nQ.
 \end{aligned} \tag{42}$$

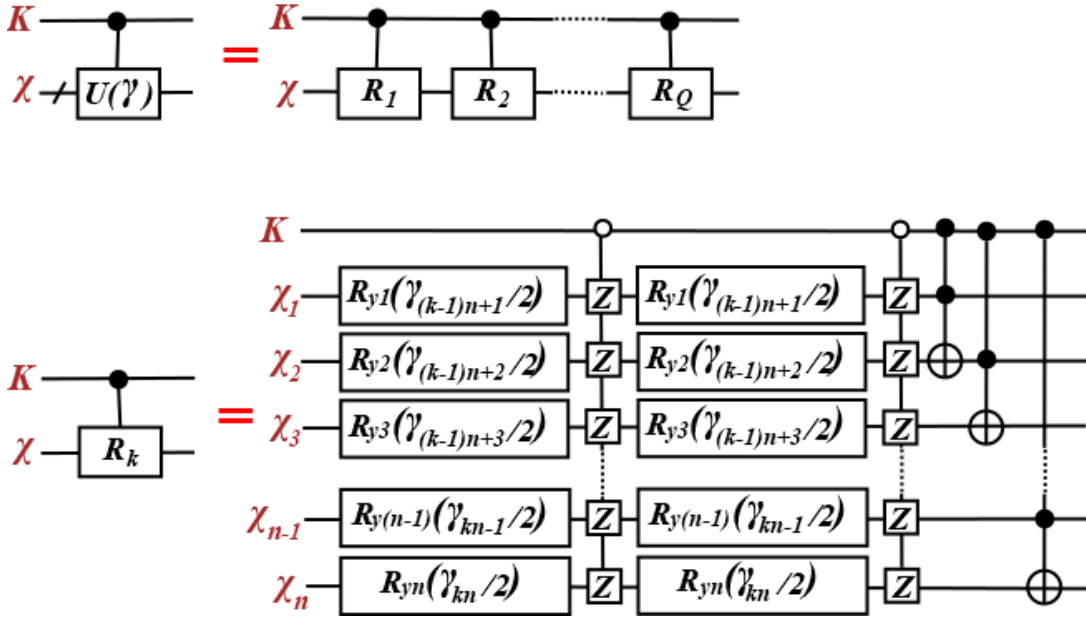


FIG. 3: The circuit for the operators $W_{\chi K}^{(2)}(\alpha)$ (and $W_{\psi K}^{(2)}(\beta)$). Here the set of parameters γ is either α (for $W_{\chi K}^{(2)}(\alpha)$) or β (for $W_{\psi K}^{(2)}(\beta)$), $Z \equiv \sigma^{(z)}$.

Here $\hat{\gamma}^{(k)}$ means the set of parameters $\hat{\gamma}$, in which $\hat{\gamma}_k$ is replaced with $\hat{\gamma}_k + \pi$ and $\hat{\gamma}^{(k,m)}$ is the set of parameters $\hat{\gamma}^{(k)}$, in which $\hat{\gamma}_m^{(k)}$ is replaced with $\hat{\gamma}_m^{(k)} + \pi$, i.e.,

$$\begin{aligned}\hat{\gamma}^{(k)} &= \hat{\gamma} |_{\hat{\gamma}_k \rightarrow \hat{\gamma}_k + \pi}, \\ \hat{\gamma}^{(k,m)} &= \hat{\gamma}^{(k)} |_{\hat{\gamma}_m \rightarrow \hat{\gamma}_m + \pi}, \quad k, m = 1, \dots, 2nQ.\end{aligned}\tag{43}$$

In order to probabilistically find $L(\hat{\gamma})$ at fixed values of the parameters, we have to perform one set of runs of quantum algorithm, the number of runs N_r in this set is determined by the required precision ε of L : $N_r \sim 1/\varepsilon$. Similarly, to probabilistically find all first derivatives $L(\hat{\gamma}^{(k)})$, $k = 1, \dots, 2nQ$, at fixed values of the parameters, we have to perform $2nQ$ sets of runs (one set for each derivative). If the optimization algorithm requires also the second derivatives $L(\hat{\gamma}^{(k,m)})$, $k, m = 1, \dots, 2nQ$, we have to perform $\frac{2nQ(2nQ+1)}{2} = 2(nQ)^2 + nQ$ sets of runs in addition to the above runs (we take into account that $L(\hat{\gamma}^{(k,m)}) = L(\hat{\gamma}^{(m,k)})$). The higher order derivatives of the objective function can be treated similarly. In this way we supply the objective function along with all necessary derivatives of this function to the input of the classical optimization algorithm which calculates the successive values of the parameters $\hat{\gamma}$.

E. Hybrid algorithm for SVD: brief discussion

The variational algorithm for calculating the SVD is a hybrid one. It is described in Refs.[26, 27] in details including examples of realization of the algorithm via Paddle Quantum [28] on the PaddlePaddle Deep Learning Platform [29, 30]. The accuracy of the SVD obtained via the variational algorithm is estimated by comparing it with the original matrix. In [26], the authors give detailed analysis of variational quantum SVD (VQSVD) for the randomly generated 8×8 matrix M . The quality of VQSVD was characterized by the matrix distance $\|M - M_{SVD}\|_2$, M_{SVD} is given in (1), $\|A\|_2 = \sqrt{\sum_{i,j} |a_{ij}|^2}$. It was shown that this distance reduces with an increase in the parameter Q . Several realizations of the unitary transformation U (see eq. (4)) were given and some applications of VQSVD (in particular, in Recommendation systems) were proposed. An alternative VQSVD was proposed in [27] with the principal novelty in encoding the elements of the matrix M into the quantum state of some system, at that the matrix elements must be ordered according to the certain scheme. The objective function was also different therein. The quality of VQSVD was characterized by the matrix distance using the Frobenius norm. In comparison with the VQSVD in [26], the modified algorithm demonstrates certain advantages.

The structure of the hybrid SVD algorithm is shown in Fig.4. We use the superscript $^{[j]}$ to label the j th iteration values of the parameters $\hat{\gamma}$. The algorithm can be briefly described as follow. For some initial values of the parameters $\hat{\gamma}^{[0]}$ we calculate the values of the objective function $L(\hat{\gamma}^{[0]})$ and its derivatives with respect to the parameters $\hat{\gamma}$ using the quantum algorithm.

Then we use the found values of the objective function and its derivatives as input for the classical optimization algorithm (for instance, for the gradient maximization algorithm) to find the succeeding iterated values of the parameters $\hat{\gamma}^{[1]}$. Next, we put them to the input of quantum algorithm, which calculates the objective function and its derivatives for the new values of the parameters $\hat{\gamma}$ and so on till we reach the required convergence criterion $\varepsilon \ll 1$, i.e., till the following condition is satisfied: $\Delta L = |L(\hat{\gamma}^{[k+1]}) - L(\hat{\gamma}^{[k]})| < \varepsilon$. The scheme for this algorithm is shown in Fig. 4.

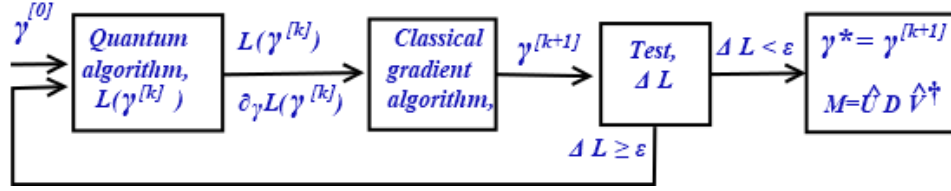


FIG. 4: Hybrid algorithm for calculating SVD. Matrices \hat{U} , D and \hat{V} are defined in terms of $U(\alpha^*)$ and $U(\beta^*)$ according to (4), $\Delta L = |L^{[k+1]} - L^{[k]}|$. For simplicity, we indicate only the function L and first derivatives $\partial_{\gamma} L$ to be transferred from the output of the quantum algorithm to the input of the classical algorithm. However, the higher order derivatives might be required as well.

III. CONCLUSIONS

We present a new version of the quantum part of the variational SVD algorithm based on the matrix encoding approach, when the entries of the matrix M are encoded into the probability amplitudes of the superposition state of a quantum system, in our case, subsystems R , C . The one-qubit subsystem K is an auxiliary subsystem that controls set of unitary operations. Eventually, the resulting state $|\Psi_{out}\rangle_{KB}$ is the superposition state of this auxiliary system K multiplied by the excited state $|1\rangle_B$ of the ancilla B . This state is obtained as a result of controlled measurement of the ancilla \tilde{B} which removes the problem of small success probability that unavoidably appears in the case of ordinary measurement of the ancilla state because of the Hadamard transformation used in this algorithm. At the moment, we can not suggest a particular realization of the controlled measurement. However, this operator means the control of the classical operation (measurement of the qubit \tilde{B}) by the quantum state of another qubit which is the qubit B in our case, and there is no any particular reason to discard possibility of such control. This control would reflect the deep relation between the classical and quantum phenomena without strong border between them. The controlled measurement means that the measurement of \tilde{B} will be performed if only the superposition state includes the excited qubit $|1\rangle_B$. Otherwise, the quantum system remains unchanged. Thus, the realization of controlled measurement remains an open problem. It is quite possible that this concept requires some modification to be realizable.

To measure the value of the objective function we use the state $|\Psi_{out}\rangle_{KB}$ and, after the Hadamard and controlled Hadamard transformations, we find the probabilities of the states $|i\rangle_K |j\rangle_B$ and then required objective function $L(\alpha, \beta)$. Since the result is probabilistic we have to run the algorithm many times to obtain the required precision for the objective function. However, this multiple running is necessary part of any probabilistic algorithm. In a similar way we can calculate all derivatives of the objective function required for running the classical optimization algorithm. The depth of the whole quantum algorithm can be estimated as $O(Q \log(N)/\varepsilon)$, it linearly depends on the number of runs N_r which, in turn, is inverse proportional to the precision ε required for probabilistic measurement of the objective function. The space of the algorithm is $O(\log N)$. We also notice that the different type of the matrix encoding is used in [27] yielding certain privileges for that algorithm over the algorithm in [26].

Although our algorithm deals with square matrices, it can be applied to the rectangular matrices as well because the rectangular matrix can be written in a square form by adding appropriate number of zero rows or columns. We also have to note that SVD is also a key for constructing the inverse or pseudoinverse of the matrix [34] because the pseudoinverse matrix for any given matrix A having SVD, $A = \sum_{i=1}^r s_i |y_i\rangle \langle x_i|$, can be written as $A^+ = \sum_{i=1}^r \frac{1}{s_i} |x_i\rangle \langle y_i|$.

The fact that matrix-encoding approach is applicable to the variational Quantum SVD algorithm confirms the wide applicability of this approach which has already been used in algorithms for matrix manipulations including addition, multiplication, determinant calculation, inverse matrix calculation and solving systems of linear equations [11–13, 38].

Acknowledgments. The project is supported by the National Natural Science Foundation of China (Grants No. 12031004, No. 12271474 and No. 61877054). The work was partially funded by a state task of Russian Fundamental Investigations (State Registration No. 124013000760-0).

[1] D. Coppersmith, *An approximate Fourier transform useful in quantum factoring*, IBM Research Report, RC 19642 (2002).

- [2] Y. S. Weinstein, M. A. Pravia, E. M. Fortunato, S. Lloyd, and D. G. Cory, *Implementation of the Quantum Fourier Transform*, *Phys. Rev. Lett.* **86**, 1889 (2001).
- [3] M. A. Nielsen and I. L. Chuang, *Quantum Computation and Quantum Information*, Cambridge University Press, Cambridge, England (2000).
- [4] H. Wang, L. Wu, Y. Liu, and F. Nori, *Measurement-based quantum phase estimation algorithm for finding eigenvalues of non-unitary matrices*, *Phys. Rev. A* **82**, 062303 (2010).
- [5] H.F. Trotter, On the Product of Semi-Groups of Operators, *Proc. Amer. Math. Soc.* **10** 545 (1959)
- [6] M. Suzuki, Generalized Trotter's formula and systematic approximants of exponential operators and inner derivations with applications to many-body problems, *Commun. Math. Phys.* **51** 183 (1976)
- [7] A. T.-Shma, *Inverting well conditioned matrices in quantum logspace*, in Proceedings of the Forty-fifth Annual ACM Symposium on Theory of Computing, STOC '13, pages 881-890, New York, USA (2013).
- [8] D. Aharonov and A. T.-Shma, *Adiabatic quantum state generation*, *SIAM Journal on Computing* **37**(1), 47 (2007).
- [9] S. Blanes and F. Casas, On the convergence and optimization of the Baker-Campbell-Hausdorff formula, *Linear algebra and its applications*, **378**, 135 (2004)
- [10] L. Zhao, Z. Zhao, P. Rebentrost, and J. Fitzsimons, *Compiling basic linear algebra subroutines for quantum computers*, *Quantum Mach. Intell.* **3**, 21 (2021).
- [11] W. Qi, A. I. Zenchuk, A. Kumar, J. Wu, *Quantum algorithms for matrix operations and linear systems of equations*, *Commun. Theor. Phys.* **76**, 035103 (2024).
- [12] A. I. Zenchuk, W. Qi, A. Kumar, and J. Wu, *Matrix manipulations via unitary transformations and ancilla-state measurements*, *Quantum Inf. Comp.* **24**(13,14), 1099-1109 (2024).
- [13] A.I. Zenchuk, G. A. Bochkina, W. Qi, A. Kumar, J. Wu, Quantum algorithms for calculating determinant and inverse of matrix and solving linear algebraic systems, *Quantum Inf. Comp.* **25**(2), 195-215 (2025).
- [14] A. W. Harrow, A. Hassidim, and S. Lloyd, *Quantum Algorithm for Linear Systems of Equations*, *Phys. Rev. Lett.* **103**, 150502 (2009).
- [15] B. D. Clader, B. C. Jacobs, and C. R. Sprouse, *Preconditioned Quantum Linear System Algorithm*, *Phys. Rev. Lett.* **110**, 250504 (2013).
- [16] J. Biamonte, P. Wittek, N. Pancotti, P. Rebentrost, N. Wiebe, and S. Lloyd, *Quantum machine learning*, *Nature*. **549**, 195 (2017).
- [17] L. Wossnig, Z. Zhao, and A. Prakash, *Quantum Linear System Algorithm for Dense Matrices*, *Phys. Rev. Lett.* **120**, 050502 (2018).
- [18] X. D. Cai, C. Weedbrook, Z. E. Su, M. C. Chen, M. Gu, M. J. Zhu, L. Li, N. L. Liu, C. Y. Lu, and J.W. Pan, *Experimental Quantum Computing to Solve Systems of Linear Equations*, *Phys. Rev. Lett.* **110**, 230501 (2013).
- [19] J. W. Pan, Y. Cao, X. Yao, Z. Li, C. Ju, H. Chen, X. Peng, S. Kais, and J. Du, *Experimental realization of quantum algorithm for solving linear systems of equations*, *Phys. Rev. A* **89**, 022313 (2014).
- [20] S. Barz, I. Kassal, M. Ringbauer, Y. O. Lipp, B. Dakić, A. Aspuru-Guzik, and P. Walther, *A two-qubit photonic quantum processor and its application to solving systems of linear equations*, *Sci. Rep.* **4**, 6115 (2014).
- [21] Y. Zheng, C. Song, M. C. Chen, B. Xia, W. Liu, Q. Guo, L. Zhang, D. Xu, H. Deng, K. Huang, Y. Wu, Z. Yan, D. Zheng, L. Lu, J. W. Pan, H. Wang, C. Y. Lu, and X. Zhu, *Solving Systems of Linear Equations with a Superconducting Quantum Processor*, *Phys. Rev. Lett.* **118**, 210504 (2017).
- [22] J.M. Martyn, Z. M. Rossi, A.K. Tan, I.L. Chuang, A Grand Unification of Quantum Algorithms, *PRX Quantum* **2**, 040203 (2021)
- [23] I. Novikau, I. Joseph Estimating QSVT angles for matrix inversion with large condition numbers, arXiv:2408.15453v2 [quant-ph] (2024)
- [24] A. Gilyén, Y. Su, G. H. Low, and N. Wiebe, *Quantum singular value transformation and beyond: exponential improvements for quantum matrix arithmetics*, *STOC 2019: Proceedings of the 51st Annual ACM SIGACT Symposium on Theory of Computing*, 193-204 (2019).
- [25] C. Bravo-Prieto, D. García-Martín, and J. I. Latorre, Quantum singular value decomposer, *Phys. Rev. A* **101**, 062310 (2020)
- [26] X. Wang, Zh. Song and Y. Wang, Variational Quantum Singular Value Decomposition, *Quantum* **5** (2021) 483
- [27] J. Jojo, A. Khandelwal, M.G. Chandra, On Modifying the Variational Quantum Singular Value Decomposition Algorithm, arXiv:2310.19504v2 [quant-ph] (2024)
- [28] Paddle Quantum: a quantum machine learning toolkit, URL <https://qml.baidu.com> (2020).
- [29] PaddlePaddle URL <https://github.com/paddlepaddle/paddle>.
- [30] [70] Ya. Ma, D. Yu, T. Wu, and H. Wang, PaddlePaddle: An Open-Source Deep Learning Platform from Industrial Practice. *Frontiers of Data and Computing* **11**(1) 105 (2019)
- [31] I. Kerenidis and A. Prakash, Quantum Recommendation Systems, arXiv:1603.08675 (2016)
- [32] P. Rebentrost, A. Steffens, I. Marvian, and S. Lloyd. Quantum singular-value decomposition of nonsparse low-rank matrices, *Physical Review A* **97**(1), 012327 (2018).
- [33] A. Bellante, A. Luongo, and S. Zanero, Quantum algorithms for SVD-based data representation and analysis, *Quantum Mach. Intell.* **4**(2) (2022)
- [34] I. Kerenidis, A. Prakash, Quantum gradient descent for linear systems and least squares, *Physical Review A* **101**(2), 022316 (2020)
- [35] L. Wossnig, Zh. Zhao, and A. Prakash, Quantum Linear System Algorithm for Dense Matrices, *Physical Review Letters* **120**(5), 050502 (2018)
- [36] Sh. Zheng, Ch. Ding, F. Nie, Regularized Singular Value Decomposition and Application to Recommender System, arXiv:1804.05090v1 [cs.LG] (2018)
- [37] P. Bhavana, V. Kumar, V. Padmanabhan, Block based Singular Value Decomposition approach to matrix factorization for recommender systems, arXiv:1907.07410v1 [cs.LG] (2019)
- [38] E. B. Fel'dman, A. I. Zenchuk, W. Qi, and J. Wu, Remarks on controlled measurement and quantum algorithm for calculating Hermitian conjugate, arXiv:2501.16028v1 (2025).
- [39] A. Y. Kitaev, A. H. Shen, M. N. Vyalii, *Classical and Quantum Computation*, Graduate Studies in Mathematics, V.47, American Mathematical Society, Providence, Rhode Island (2002).