

How chiral vibrations drive molecular rotation

Ivan Pasqua,¹ Gregorio Staffieri,^{1,*} and Michele Fabrizio¹

¹*International School for Advanced Studies (SISSA), Via Bonomea 265, I-34136 Trieste, Italy*

We analyze two simple model planar molecules: an ionic molecule with D_3 symmetry and a covalent molecule with D_6 symmetry. Both symmetries allow the existence of chiral molecular orbitals and normal modes that are coupled to each other in a Jahn-Teller manner, invariant under $U(1)$ symmetry with generator a pseudo angular momentum. In the ionic molecule, the chiral mode possesses an electric dipole but lacks physical angular momentum, whereas, in the covalent molecule, the situation is reversed. In spite of that, we show that in both cases the chiral modes can be excited by a circularly polarized light and are subsequently able to induce rotational motion of the entire molecule. We further discuss the potential extension of our findings to the case of crystalline bulk samples.

INTRODUCTION

The Einstein-de Haas (EdH) effect [1] and its reciprocal, the Barnett effect [2], were discovered over a century ago, but are currently experiencing a revival of interest [3–8], especially after the prediction [9, 10], and possible observation [11], that chiral phonons may play the same role of the electron spins in the original experiments [1, 2].

While the ultimate explanation of the EdH effect is the conservation of total angular momentum, the precise mechanisms that enable the transfer of the angular momentum carried by microscopic internal degrees of freedom to the macroscopic rigid body rotation are considerably more challenging to elucidate. This stems primarily from the fact that commonly employed model Hamiltonians do not explicitly incorporate global degrees of freedom, such as the sample angle of rotation. Furthermore, the EdH effect caused by the excitations of specific phonon modes encounters an additional challenge. In most cases, these phonons only carry a pseudo angular momentum [12], and it remains unclear how the latter can be converted into a physical angular momentum. It has also been noted [13] that a faithful description of experiments that detect evidence of phonon magnetic moments necessitates degenerate chiral phonons coupled to degenerate electronic orbitals, thereby realizing a form of Jahn-Teller effect that is in fact associated with the conservation of a pseudo angular momentum distinct from the physical one.

Based on these observations, in this work we aim to clarify these questions by introducing and analyzing two toy models that describe two distinct types of planar molecules: an ionic and a covalent one, exemplified by metal trifluoride MF_3 ($M=\text{Al}, \text{Sc}, \text{Y}$), and by benzene, C_6H_6 , respectively. These models possess chiral degenerate normal modes and degenerate molecular orbitals, thereby accurately capturing the physical phenomena discussed above. The choice of ionic and covalent

molecules is motivated by their realization of two distinct types of Jahn-Teller coupling.

In the ionic molecule discussed in Sec. I, the Jahn-Teller effect originates from the dependence on the ion displacement of the crystal field experienced by the electrons, and explicitly involves the global angle of rotation of the molecule, as shown in Sec. IA. Although this aspect is often overlooked, it is crucial for understanding how the pseudo-angular momentum associated with the Jahn-Teller effect interacts with the physical angular momentum. Through this interaction, as demonstrated in two hypothetical experiments, a circularly polarized light pulse induces the rotation of the entire molecule, as presented in Sec. IB.

Conversely, in the covalent case discussed in Sec. II, the Jahn-Teller effect arises from the atomic displacements affecting the electron covalent bonding, Sec. IIA, and does not directly involve the molecule's rotation angle, as shown in Sec. IIB. However, the chiral normal modes now possess a physical angular momentum, even though, lacking an electric dipole, they cannot directly couple to an electromagnetic field. Nonetheless, through the virtual photoexcitation of an optically active particle-hole pair, that subsequently de-excite via Jahn-Teller coupling, the electromagnetic field can couple to the chiral modes, making them detectable in the infrared absorption spectrum, as discussed in sections IIC and IID. A similar phenomenon occurs, for instance, in doped C_{60} and explains the optical absorption at the frequency of the T_{1u} modes [14]. In this context, we also propose in Sec. IID a hypothetical experiment where a circularly polarized light in resonance with the chiral normal modes can induce rotational motion in the molecule.

I. D_3 SYMMETRIC IONIC MOLECULE

The first toy model we study refers to an ionic molecule that exhibits D_3 planar symmetry, depicted schematically in Fig. 1. We assume that its LUMO and HOMO transform as different irreducible representations (irreps) of the point group, one like the two-dimensional irrep E and the other as the one-dimensional totally symmetric

* Contact author: gstaffie@sissa.it

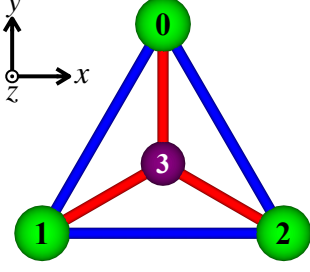


FIG. 1: Toy planar molecule with D_3 symmetry. The bonds represent springs with spring constants K , the blue bonds, and γK , the red ones.

irrep A_1 . Even though we do not intend to faithfully describe any real molecule, we could nonetheless imagine that the physics we are going to describe might be pertinent, e.g., to metal trifluoride MF_3 ($M=\text{Al, Sc, Y}$), which is indeed a planar ionic molecule.

We adopt a reference frame in which the position of the central ion, numbered as 3 and with purple color in Fig. 1, is fixed, but the molecule can freely rotate around that position, with rotation angle ϕ . The three external ions, numbered from 0 to 2 and drawn in green, have equal mass M and are symmetrically located around the central one with an equilibrium distance that we take as our unit of length. Neglecting out-of-plane ionic motion, the potential that controls the in-plane atomic displacements around the equilibrium positions is assumed to be harmonic. Specifically, the blue are red bonds in Fig. 1 have, respectively, spring constants K and γK , with $\gamma \gg 1$ consistently with the ionic nature of the red bonds. Therefore, if the positions of the green atoms, $n = 0, 1, 2$, are

$$\mathbf{r}_n = \mathbf{R}_n + \mathbf{x}_n = (1 + \alpha_n) \mathbf{R}_n + \beta_n \mathbf{z} \wedge \mathbf{R}_n, \quad (1)$$

with \mathbf{z} the unit vector perpendicular to the plane of the molecule,

$$\mathbf{R}_n = C_{\phi+(n-1)\pi/3}((0, 1)), \quad (2)$$

the equilibrium positions, with C_θ representing the rotation by an angle θ around the central atom $n = 3$, and \mathbf{x}_n the n -th ion displacement, assumed to be small, the potential in the harmonic approximation is simply

$$V = \frac{\gamma K}{2} \sum_{n=0}^2 \alpha_n^2 + \frac{K}{8} \sum_{n=0}^2 \left(\sqrt{3}(\alpha_{n+1} + \alpha_n) + (\beta_{n+1} - \beta_n) \right)^2. \quad (3)$$

The normal modes are obtained by diagonalizing the dynamical matrix. This is readily accomplished exploiting the D_3 symmetry and thus considering the discrete

Fourier transform

$$\begin{aligned} \begin{pmatrix} \alpha_n \\ \beta_n \end{pmatrix} &= \frac{1}{\sqrt{3}} \sum_{\ell=-1}^1 e^{ik_\ell n} \begin{pmatrix} \alpha_\ell \\ \beta_\ell \end{pmatrix} \\ &= \frac{1}{\sqrt{3}} \sum_{\ell=-1}^1 e^{ik_\ell n} \Phi_\ell, \end{aligned} \quad (4)$$

where $k_\ell = 2\pi\ell/3$, $\ell = -1, 0, +1$. In this representation, the eigenvalue equations for the dynamical matrix becomes

$$\lambda_\ell^2 \Phi_\ell = \begin{pmatrix} \epsilon_\ell + A_\ell & iB_\ell \\ -iB_\ell & \epsilon_\ell - A_\ell \end{pmatrix} \Phi_\ell, \quad (5)$$

where λ_ℓ^2 are the eigenvalue in units of K , $B_\ell = B_{-\ell} = \sin k_\ell \sqrt{3}/2$ and

$$\epsilon_\ell = \frac{\gamma + 2 + \cos k_\ell}{2}, \quad A_\ell = \frac{\gamma + 1 + 2 \cos k_\ell}{2}.$$

The eigenvalues are therefore

$$\lambda_{1\ell}^2 = \epsilon_\ell - \sqrt{A_\ell^2 + B_\ell^2}, \quad \lambda_{2\ell}^2 = \epsilon_\ell + \sqrt{A_\ell^2 + B_\ell^2}, \quad (6)$$

and the corresponding eigenvectors read

$$\Phi_{1\ell} = \begin{pmatrix} -i \sin \theta_\ell \\ \cos \theta_\ell \end{pmatrix}, \quad \Phi_{2\ell} = \begin{pmatrix} \cos \theta_\ell \\ -i \sin \theta_\ell \end{pmatrix},$$

where

$$\theta_\ell = -\theta_{-\ell} = \frac{1}{2} \tan^{-1} \frac{B_\ell}{A_\ell}.$$

For $\ell = 0$, $\theta_0 = 0$, the mode 1 has $\lambda_{10}^2 = 0$ and corresponds to the global rotation of the molecule, which is already accounted for by the angular variable ϕ , while the mode 2 has $\lambda_{20}^2 = 3 + \gamma$ and transforms like the totally symmetric A_1 irrep of D_3 .

The modes at $\ell = +1$, with

$$\theta_{+1} \equiv \theta = \frac{1}{2} \tan^{-1} \frac{3}{2\gamma} \xrightarrow{\gamma \gg 1} \frac{3}{4\gamma} \ll 1, \quad (7)$$

are degenerate with those at $\ell = -1$, $\theta_{-1} = -\theta$, and both transform like the two-dimensional irrep $E \sim (x, y)$ of D_3 . For large γ , their eigenvalues are $\lambda_{1\pm 1}^2 \simeq 5/4$ and $\lambda_{2\pm 1}^2 \simeq \gamma + 1/4$. All normal modes are sketched in Fig. 2 for $\gamma \gg 1$.

The kinetic energy T and the angular momentum L are defined by

$$T = \frac{M}{2} \sum_n \dot{\mathbf{r}}_n \cdot \dot{\mathbf{r}}_n, \quad L = M \sum_n \mathbf{r}_n \times \dot{\mathbf{r}}_n, \quad (8)$$

where, through equations (1) and (2), the velocity of the n -th atom reads

$$\dot{\mathbf{r}}_n = (\dot{\alpha}_n - \dot{\phi} \beta_n) \mathbf{R}_n + (\dot{\beta}_n + \dot{\phi} (1 + \alpha_n)) \mathbf{z} \wedge \mathbf{R}_n. \quad (9)$$

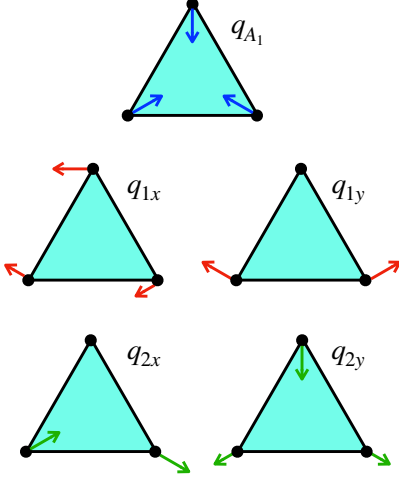


FIG. 2: Sketch of the normal modes of the molecule in Fig. 1 in the limit $\gamma \gg 1$.

It follows that

$$\begin{aligned}
 T &= \frac{M}{2} \sum_n \left\{ \dot{\phi}^2 \left((1 + \alpha_n)^2 + \beta_n^2 \right) + \left(\dot{\alpha}_n^2 + \dot{\beta}_n^2 \right) \right. \\
 &\quad \left. + 2\dot{\phi} \left(\dot{\beta}_n + \alpha_n \dot{\beta}_n - \beta_n \dot{\alpha}_n \right) \right\}, \\
 L &= M \sum_n \left\{ \dot{\phi} \left((1 + \alpha_n)^2 + \beta_n^2 \right) \right. \\
 &\quad \left. + \left(\dot{\beta}_n + \alpha_n \dot{\beta}_n - \beta_n \dot{\alpha}_n \right) \right\} \\
 &= \frac{\partial T}{\partial \dot{\phi}} = p_\phi,
 \end{aligned} \tag{10}$$

where p_ϕ is therefore the conjugate momentum of ϕ . Since the potential energy does not depend on ϕ , $p_\phi \equiv L$ is indeed conserved.

We introduce the normal mode coordinates q_{A_1} for the mode 2 with $\ell = 0$, as well as $q_{1\pm 1} = q_{1\mp 1}^*$ and $q_{2\pm 1} = q_{2\mp 1}^*$ for the modes 1 and 2, respectively, with $\ell = \pm 1$, and correspondingly write (4) as

$$\begin{pmatrix} \alpha_n \\ \beta_n \end{pmatrix} = \frac{1}{\sqrt{3}} q_{A_1} + \frac{1}{\sqrt{3}} \sum_{\ell=-1,1} \sum_{a=1}^2 e^{ik_\ell n} \Phi_{a\ell} q_{a\ell}. \tag{11}$$

We find more convenient to introduce real coordinates from those with $\ell = \pm 1$ through the canonical transformation

$$q_{a\pm 1} = \frac{1}{\sqrt{2}} (q_{ax} \pm i q_{ay}), \quad a = 1, 2.$$

Replacing the expression of α_n and β_n in (11) into the equations that define the kinetic energy T , see (10), and the potential V in (3), and using the standard procedure to construct the Hamiltonian from the Lagrangian $\mathcal{L} =$

$T - V$, we obtain, after simple but lengthy algebra, the ion Hamiltonian

$$\begin{aligned}
 H_{\text{ion}} &= \frac{1}{2I} \left(p_\phi - L_{\text{vib}} \right)^2 + \frac{1}{2M} \sum_j p_j^2 \\
 &\quad + \frac{K}{2} \sum_j \lambda_j^2 q_j^2,
 \end{aligned} \tag{12}$$

where $j = A_1, 1x, 1y, 2x, 2y$ and p_j are the conjugate momenta of q_j . The moment of inertia is

$$I = M \left(\sqrt{3} + q_{A_1} \right)^2, \tag{13}$$

while

$$\begin{aligned}
 L_{\text{vib}} &= -\sin 2\theta \left(\mathbf{q}_1 \wedge \mathbf{p}_1 - \mathbf{q}_2 \wedge \mathbf{p}_2 \right) \\
 &\quad - \cos 2\theta \left(\mathbf{q}_1 \wedge \mathbf{p}_2 + \mathbf{q}_2 \wedge \mathbf{p}_1 \right),
 \end{aligned} \tag{14}$$

is the contribution of the normal modes to the total angular momentum $L = p_\phi$, sometimes called the *spin* of the phonons. It follows that $p_\phi - L_{\text{vib}}$ is the contribution to L of the rigid body rotation.

The classical Hamiltonian (12) can be straightforwardly promoted into a quantum one assuming that conjugate variables satisfy

$$\left[\phi, p_\phi \right] = i, \quad \left[q_i, p_j \right] = i \delta_{ij},$$

where we take, here and in whatever follows, $\hbar = 1$.

A. Jahn-Teller coupling

For simplicity, we assume from now on that the LUMO transforms as the E irrep, and the HOMO as the A_1 irrep. The opposite case can be easily obtained. The electrons on the LUMO feel a crystal field potential

$$\begin{aligned}
 U &= \sum_{n=0}^2 U(|\mathbf{r} - \mathbf{r}_n|) = \sum_{n=0}^2 U(|\mathbf{r} - \mathbf{R}_n|) \\
 &\quad + \sum_{n=0}^2 \left\{ U(|\mathbf{r} - \mathbf{R}_n - \mathbf{x}_n|) - U(|\mathbf{r} - \mathbf{R}_n|) \right\} \\
 &= U_0 + U_{\text{JT}},
 \end{aligned} \tag{15}$$

where \mathbf{r} is the electron coordinate, U_0 the potential due to the atoms in their equilibrium positions \mathbf{R}_n , while U_{JT} is the correction caused by the atomic displacements, which starts linear in \mathbf{x}_n . It follows that U_0 is invariant under D_3 , and therefore cannot split the LUMO that transforms like the E irrep of D_3 . On the contrary, U_{JT} can lift the LUMO twofold degeneracy by the Jahn-Teller effect. To find an explicit expression of U_{JT} , we assume the LUMO localized on the central atom, 3 in Fig. 1, so that $|r| \ll |\mathbf{R}_n|$, and expand U_{JT} up to second order in \mathbf{r} and at first order in the atomic displacements. The first

order correction in \mathbf{r} gives no contribution since the two orbitals have the same odd parity. The calculation of the second order correction in $\mathbf{r} = r (\cos \phi_e, \sin \phi_e)$ is simple but tedious, therefore we present here just the final result

$$U_{\text{JT}} = \frac{3r^2}{4} \left\{ g_1 \left(\cos 2(\phi - \phi_e) q_{1y} + \sin 2(\phi - \phi_e) q_{1x} \right) + g_2 \left(\cos 2(\phi - \phi_e) q_{2y} + \sin 2(\phi - \phi_e) q_{2x} \right) \right\}, \quad (16)$$

where

$$g_1 = U_1 \sin \theta + U_2 \cos \theta, \quad g_2 = U_1 \cos \theta - U_2 \sin \theta,$$

and

$$U_1 = -\frac{1}{2} (\partial U - \partial^2 U + \partial^3 U), \quad U_2 = -(\partial U - \partial^2 U),$$

with $\partial^n U$ the n -th derivative of $U(|\mathbf{r} - \mathbf{R}_n|)$ calculated at $\mathbf{r} = \mathbf{0}$, thus at $|\mathbf{r} - \mathbf{R}_n| = |\mathbf{R}_n| = 1$. The potential (16) projected onto the LUMO subspace, with orbitals $p_x(\mathbf{r}) \sim \psi(r) \cos \phi_e$ and $p_y(\mathbf{r}) \sim \psi(r) \sin \phi_e$, realizes a standard $e \times E$ Jahn-Teller effect with a peculiar property. Indeed, the full Hamiltonian, including U_{JT} in (16), preserves the operator

$$L_{\text{TOT}} = L + L_e = -i \left(\frac{\partial}{\partial \phi} + \frac{\partial}{\partial \phi_e} \right), \quad (17)$$

which we can legitimately regard as the total, electrons plus ions, angular momentum. A posteriori, this result is in no way surprising, since the total Hamiltonian must be invariant under global planar rotations. However, this property is not often emphasized and, as we are going to show, leads to interesting phenomena.

B. Hypothetical experiments

Since $\gamma \gg 1$, the lowest energy normal mode of the green atoms in Fig. 1 is the mode 1 with $\ell = \pm 1$ and frequency $\omega_{1\pm 1} \equiv \omega_0 \simeq \sqrt{5K/4M}$. It describes displacements perpendicular to the equilibrium positions \mathbf{R}_n , the q_{1x} and q_{1y} modes of Fig. 2. In what follows, we neglect all other higher energy modes. Since $\gamma \gg 1$ implies $\theta \simeq 0$, see (7), the normal modes contribution to the angular momentum in (14) vanishes and the moment of inertia (13) becomes constant, $I \simeq 3M$. Therefore, the total Hamiltonian, sum of (12) and (16), can be written as

$$H = H_{\text{ion}} + U_{\text{JT}} = \frac{p_\phi^2}{2I} + \frac{\omega_0}{2} (\mathbf{p}^2 + \mathbf{q}^2) - g \sum_{\sigma} \left\{ q_x \Psi_{\sigma}^{\dagger} \left(\cos 2\phi \tau_3 + \sin 2\phi \tau_1 \right) \Psi_{\sigma} + q_y \Psi_{\sigma}^{\dagger} \left(\sin 2\phi \tau_3 - \cos 2\phi \tau_1 \right) \Psi_{\sigma} \right\}, \quad (18)$$

where, for $a = x, y$,

$$q_a = \sqrt{M\omega_0} q_{1a}, \quad p_a = \sqrt{\frac{1}{M\omega_0}} p_{1a},$$

are dimensionless vibration coordinates and conjugate momenta,

$$\Psi_{\sigma} = \begin{pmatrix} c_{x\sigma} \\ c_{y\sigma} \end{pmatrix},$$

is a spinor with components the annihilation operators of the LUMO orbitals p_x and p_y with spin σ , and τ_{α} , $\alpha = 1, 2, 3$, the Pauli matrices that act in the orbital space. In this representation, the electron angular momentum reads

$$L_e = \sum_{\sigma} \Psi_{\sigma}^{\dagger} \tau_2 \Psi_{\sigma},$$

and $L_{\text{TOT}} = p_{\phi} + L_e$ is conserved. We apply a $\pi/2$ rotation around τ_1 , so that $\tau_2 \rightarrow \tau_3$, $\tau_3 \rightarrow -\tau_2$ and thus

$$\Psi_{\sigma} \rightarrow \begin{pmatrix} c_{+1\sigma} \\ c_{-1\sigma} \end{pmatrix}, \quad L_e \rightarrow \sum_{\sigma} \Psi_{\sigma}^{\dagger} \tau_3 \Psi_{\sigma}.$$

Moreover, we define

$$q_x = -\frac{i}{2} (a_{+} - a_{+}^{\dagger} - a_{-} + a_{-}^{\dagger}), \\ q_y = -\frac{1}{2} (a_{+} + a_{+}^{\dagger} + a_{-} + a_{-}^{\dagger}),$$

and accordingly p_x and p_y , where a_{\pm} and a_{\pm}^{\dagger} are bosonic annihilation and creation operators, respectively, so that

$$H = \frac{p_{\phi}^2}{2I} + \omega_0 (n_{+} + n_{-} + 1) - g \sum_{\sigma} \left\{ (a_{+} + a_{-}^{\dagger}) \Psi_{\sigma}^{\dagger} e^{-i2\phi} \tau_{+} \Psi_{\sigma} + (a_{+}^{\dagger} + a_{-}) \Psi_{\sigma}^{\dagger} e^{i2\phi} \tau_{-} \Psi_{\sigma}^{\dagger} \right\}, \quad (19)$$

with $n_{\pm} = a_{\pm}^{\dagger} a_{\pm}$, which further emphasizes the existence of another conserved quantity of H , specifically,

$$J = n_{+} - n_{-} + \frac{1}{2} L_e, \quad (20)$$

which plays the role of a pseudo angular momentum. We note that J has half-integer values if the number of LUMO electrons is odd, and integer otherwise.

Although our primary objective is to demonstrate how chiral normal modes can be excited by light and subsequently induce molecular rotation, we begin by presenting a different hypothetical experimental scenario. In this scenario, light is employed to generate an electronic excitation, and we show how, through the Jahn-Teller coupling, this excitation is transformed into a molecule's

rotation.

At equilibrium, the neutral molecule resides in the bosonic vacuum, has no electrons occupying the LUMO, and has vanishing total angular momentum. However, we can imagine that at $t = 0$ the molecule happens to be in an excited state with one electron in the LUMO orbital with $L_e = +1$, but still no excited bosons. This scenario could arise, for instance, if an ultrafast circularly-polarized light pulse were to transfer one electron from the HOMO to the LUMO. It follows that the initial values of total and pseudo angular momenta are $L_{\text{TOT}} = 1$ and $J = 1/2$, and they remain so under the unitary evolution with Hamiltonian (19). Along this evolution, L_e jumps between $+1$ and -1 and, correspondingly, $n_+ - n_-$ between 0 and $+1$, so as to maintain $J = 1/2$ constant. Therefore, the contribution of the rigid body rotation to the angular momentum

$$p_\phi = I \dot{\phi} = L_{\text{TOT}} - L_e = 1 - L_e,$$

jumps between 0 and 2 , namely the molecule acquires an angular acceleration after the purely electronic excitation.

To simulate the actual dynamics, we construct the Lanczos chain where the first site $\ell = 1$ is the initial state, i.e., $|1\rangle = c_{+1}^\dagger |0\rangle$, with $|0\rangle$ the LUMO electron and boson vacuum. In this way we can formally rewrite (19) as

$$H = \sum_{\ell \geq 1} t_\ell \left(|\ell + 1\rangle \langle \ell| + |\ell\rangle \langle \ell + 1| \right) + \sum_{\ell \geq 1} \epsilon_\ell |\ell\rangle \langle \ell|, \quad (21)$$

where the parameters can be easily derived and read

$$t_\ell = \begin{cases} -g \sqrt{\ell/2}, & \ell = \text{even}, \\ -g \sqrt{(\ell + 1)/2}, & \ell = \text{odd}, \end{cases}$$

$$\epsilon_\ell = \omega_0 \ell + \begin{cases} 2/I, & \ell = \text{even}, \\ 0, & \ell = \text{odd}, \end{cases}$$

while the sites of the chain correspond to the wavefunctions

$$|\ell = 2n + 1\rangle = \frac{1}{\sqrt{2\pi}} \frac{a_+^\dagger n a_-^\dagger n}{n!} c_{+1}^\dagger |0\rangle,$$

$$|\ell = 2n + 2\rangle = \frac{e^{2i\phi}}{\sqrt{2\pi}} \frac{a_+^\dagger n+1 a_-^\dagger n}{\sqrt{n!(n+1)!}} c_{-1}^\dagger |0\rangle,$$

with $n \geq 0$. In other words, on the odd sites $L_e = +1$ and thus $p_\phi = 0$, while on the even ones $L_e = -1$ and $p_\phi = 2$. In this representation, the wavefunction at time t can be written as

$$|\psi(t)\rangle = \sum_{\ell \geq 1} \psi_\ell(t) |\ell\rangle,$$

where the components $\psi_\ell(t)$ satisfy the equation of motion

$$i \dot{\psi}_\ell(t) = \epsilon_\ell \psi_\ell(t) + t_{\ell-1} \psi_{\ell-1}(t) + t_\ell \psi_{\ell+1}(t),$$

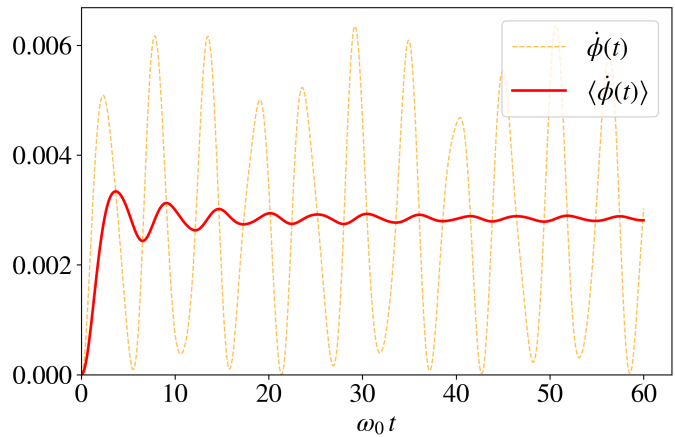


FIG. 3: Time evolution of the angular velocity $\dot{\phi}(t) = p_\phi(t)/I$, and its time-average, obtained by integrating the Lanczos chain defined in (21). The undamped oscillations over time result from the exchange of angular momentum between the molecule and the electron in the LUMO during the unitary evolution. The chosen parameters correspond to those of AlF_3 , with a moment of inertia $I \simeq 170$ in units of \hbar^2/ω_0 . The Jahn-Teller coupling g is taken as $0.5\omega_0$.

with boundary conditions $\psi_\ell(0) = \delta_{\ell,1}$ and $\psi_{\ell=0}(t) = 0$. Therefore, the unitary evolution of the initial state transforms into the propagation of a particle on the Lanczos chain that starts on the first site at $t = 0$. It follows that

$$p_\phi(t) = \langle \psi(t) | p_\phi | \psi(t) \rangle = 2 \sum_{n \geq 1} |\psi_{2n}(t)|^2.$$

In Fig. 3 we plot the angular velocity $\dot{\phi}(t) = p_\phi(t)/I$. We observe that, since the dynamics does not account for the anticipated de-excitation of the electron from the LUMO back to the HOMO, $\dot{\phi}(t)$ continues to oscillate between zero and a finite positive value. However, if we considered the finite lifetime of the electronic excitation, and that were substantially longer than the time scale $1/\omega_0$, around 0.1 ps for AlF_3 , we would expect a behavior similar to the time average of $\dot{\phi}(t)$ shown in Fig. 3, which converges to a finite value.

Now, we delve into another hypothetical experiment that is more pertinent to our objectives. We observe that, because the molecule is ionic, the mode 1 with $\ell = \pm 1$ carries a dipole moment $\mathbf{d} = d_* (q_x, q_y)$, see Fig. 2, with d_* the dipole strength, and therefore couples directly to an electric field. Let us therefore consider a circularly polarized electric field in the reference frame of the molecule,

$$\mathbf{E}(t) = E(t) (\cos(\omega t - \phi), \sin(\omega t - \phi)),$$

with $E(t)$ an envelope function finite in a time interval $t \in [0, \tau]$. Without electrons in the LUMO but in presence

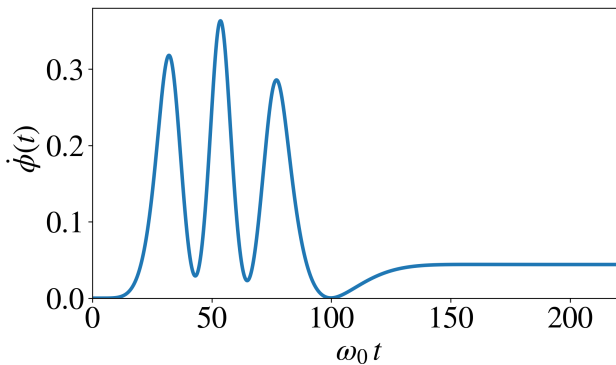


FIG. 4: Time evolution of $\dot{\phi}(t)$ induced by a circularly polarized electric field pulse. For times longer than the pulse duration, i.e., $\omega_0 t \gtrsim 150$, $\dot{\phi}(t)$ becomes constant. The parameters are those discussed in the text and the moment of inertia the same as in Fig. 3.

of the field, the Hamiltonian (19) becomes

$$H(t) = \frac{p_\phi^2}{2I} + \omega_0 (n_+ + n_- + 1) - i \frac{d_* E(t)}{2} \left\{ e^{i(\omega t - \phi)} (a_+^\dagger + a_-) - e^{-i(\omega t - \phi)} (a_+ + a_-^\dagger) \right\}, \quad (22)$$

and admits as conserved quantity the pseudo angular momentum

$$J = p_\phi + n_+ - n_-. \quad (23)$$

We apply the time independent unitary transformation

$$U = e^{-i\phi(n_+ - n_-)}, \quad (24)$$

after which $H(t) \rightarrow H'(t) = U^\dagger H(t) U$, where

$$H'(t) = \frac{1}{2I} (p_\phi - n_+ + n_-)^2 + \omega_0 (n_+ + n_- + 1) - i \frac{d_* E(t)}{2} \left\{ e^{i\omega t} (a_+^\dagger + a_-) - e^{-i\omega t} (a_+ + a_-^\dagger) \right\}. \quad (25)$$

We remark that p_ϕ is in fact the conserved pseudo angular momentum (23) after the unitary transformation. At $t < 0$, before the field is turned on, we assume that the molecule has no excited boson and has $p_\phi = 0$, which remains zero along the subsequent time evolution. If $|\psi(t)\rangle$ is the time-dependent wavefunction, solution of the Schrödinger equation $i |\dot{\psi}(t)\rangle = H'(t) |\psi(t)\rangle$, then

$$\begin{aligned} \dot{\phi}(t) &= -i \langle \psi(t) | [\phi, H'(t)] | \psi(t) \rangle \\ &= -\frac{1}{I} \langle \psi(t) | n_+ - n_- | \psi(t) \rangle, \end{aligned}$$

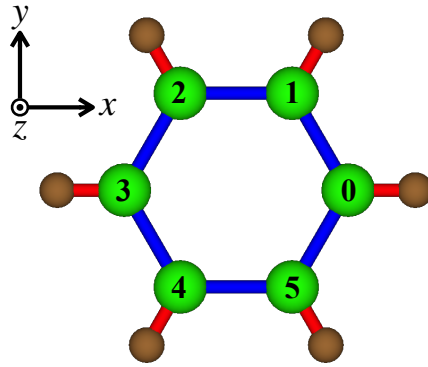


FIG. 5: Toy planar molecule with D_6 symmetry.

which we show in Fig. 4. We take an envelope function

$$E(t) = E_0 \left(\frac{t}{\tau} \right)^2 \exp \left\{ 1 - \left(\frac{t}{\tau} \right)^2 \right\},$$

which describes an electric pulse that reaches a peak amplitude E_0 at $t = \tau$, and then decays exponentially fast. For simplicity, we take $E_0 d_* = \omega_0$ and $\omega_0 \tau = 50$. When the field is on, $0 < t \lesssim \tau$, $\dot{\phi}(t)$ oscillates, while it converges to a finite value for $t \gg \tau$, when the field is turned off. Therefore, the electric field pulse is able to induce a permanent rotation of the entire molecule.

II. D_6 SYMMETRIC COVALENT MOLECULE

The next example we consider is the planar molecule in Fig. 5 that has D_6 symmetry. This molecule evidently reminds benzene, C_6H_6 , with C atoms in green and H ones in brown. In what follows, we do use such analogy without pretending to give an accurate description of real benzene.

As before we use a reference frame in which the centre of the molecule is fixed, while we define as ϕ the angle that describes the rotation of the molecule around the z axis, see Fig. 5. Furthermore, we project out the high-energy C-H breathing mode and neglect out-of-plane atomic displacements. This amounts to consider just the blue bonds in Fig. 5, which we approximate as springs with stiffness K and equilibrium length that we take as unit of length. Following the previous notations, the positions of the green atoms, $n = 0, \dots, 5$, is defined through

$$\mathbf{r}_n = \mathbf{R}_n + \mathbf{x}_n = (1 + \alpha_n) \mathbf{R}_n + \beta_n \mathbf{z} \wedge \mathbf{R}_n,$$

where \mathbf{x}_n is the displacement with respect to the equilibrium positions

$$\mathbf{R}_n = C_{\phi + (n-1)\pi/3}((1, 0)).$$

In the harmonic approximation, the potential energy reads

$$V = \frac{K}{8} \sum_n \left[(\alpha_{n+1} + \alpha_n) + \sqrt{3} (\beta_{n+1} - \beta_n) \right]^2. \quad (26)$$

In addition to (26), we include a further harmonic potential δV with spring constant γK , $\gamma \ll 1$, which is minimum when the angle between three successive carbon atoms is 120° and refers to the fact that the energy is lower when the carbon atoms are in the sp^2 configuration. Specifically,

$$\delta V = \frac{\gamma K}{8} \sum_n \left(\alpha_{n+1} - \sqrt{3} \beta_{n+1} + \alpha_{n-1} + \sqrt{3} \beta_{n-1} - 2\alpha_n \right)^2. \quad (27)$$

As before, we write

$$\alpha_n = \frac{1}{\sqrt{6}} \sum_\ell e^{ik_\ell n} \alpha_\ell, \quad \beta_n = \frac{1}{\sqrt{6}} \sum_\ell e^{ik_\ell n} \beta_\ell,$$

now with

$$k_\ell = \frac{2\pi}{6} \ell, \quad \ell = -2, \dots, 3,$$

through which the normal modes of the dynamical matrix can be shown to satisfy the set of equations

$$\begin{aligned} \lambda_\ell^2 \alpha_\ell &= (\varepsilon_\ell + A_\ell) \alpha_\ell + i B_\ell \beta_\ell, \\ \lambda_\ell^2 \beta_\ell &= -i B_\ell \alpha_\ell + (\varepsilon_\ell - A_\ell) \beta_\ell, \end{aligned} \quad (28)$$

where λ_ℓ^2 are the eigenvalues in units of K , and

$$\begin{aligned} \varepsilon_\ell &= \frac{1}{2} (2 - \cos k_\ell + 3\gamma - 2\gamma \cos k_\ell - \gamma \cos 2k_\ell), \\ A_\ell &= \frac{1}{2} (-1 + 2 \cos k_\ell - 2\gamma \cos k_\ell + 2\gamma \cos 2k_\ell), \\ B_\ell &= \frac{\sqrt{3}}{2} (\sin k_\ell + 2\gamma \sin k_\ell - \gamma \sin 2k_\ell). \end{aligned} \quad (29)$$

Upon defining

$$\theta_\ell = -\theta_{-\ell} = \frac{1}{2} \tan^{-1} \frac{B_\ell}{A_\ell},$$

the eigenvalues of (28) read

$$\lambda_{1\ell}^2 = \varepsilon_\ell - \sqrt{A_\ell^2 + B_\ell^2}, \quad \lambda_{2\ell}^2 = \varepsilon_\ell + \sqrt{A_\ell^2 + B_\ell^2},$$

with the corresponding eigenmodes

$$\begin{aligned} \Phi_{1\ell} &= \begin{pmatrix} \alpha_{1\ell} \\ \beta_{1\ell} \end{pmatrix} = \begin{pmatrix} i \sin \theta_\ell \\ \cos \theta_\ell \end{pmatrix}, \\ \Phi_{2\ell} &= \begin{pmatrix} \alpha_{2\ell} \\ \beta_{2\ell} \end{pmatrix} = \begin{pmatrix} \cos \theta_\ell \\ i \sin \theta_\ell \end{pmatrix}. \end{aligned}$$

Since $\gamma \ll 1$, $\lambda_{1\ell}^2 \ll \lambda_{2\ell}^2$ for any ℓ . The modes with $\ell = 0$ and $\ell = 3$ transform, respectively, like the irreps A , the

fully symmetric one, and B , odd under C_2 . Moreover, mode 1 with $\ell = 0$ has vanishing eigenvalue because it corresponds to the rigid rotation of the molecule. The modes with $\ell = \pm 1$ transform like the two-dimensional irrep $E_1 \sim (x, y)$, odd under C_2 , of D_6 , while those with $\ell = \pm 2$ like the two-dimensional irrep $E_2 \sim (x^2 - y^2, xy)$, even under C_2 .

Moving into the quantum realm, we associate to each normal mode, excluding mode 1 with $\ell = 0$ that is already accounted for by the angle ϕ , the hermitian displacement operators $q_{20} = q_A$, $q_{13} = q_{1B}$, $q_{23} = q_{2B}$, while, for $\ell = \pm 1, \pm 2$ and $a = 1, 2$, the operators $q_{a-\ell} = q_{a\ell}^\dagger$. It follows that

$$\begin{aligned} \begin{pmatrix} \alpha_n \\ \beta_n \end{pmatrix} &= \frac{q_A}{\sqrt{6}} \begin{pmatrix} 1 \\ 0 \end{pmatrix} + (-1)^n \frac{q_{1B}}{\sqrt{6}} \begin{pmatrix} 0 \\ 1 \end{pmatrix} \\ &+ (-1)^n \frac{q_{2B}}{\sqrt{6}} \begin{pmatrix} 1 \\ 0 \end{pmatrix} \\ &+ \frac{1}{\sqrt{6}} \sum_{\ell=\pm 1, \pm 2} \sum_{a=1, 2} e^{ik_\ell n} q_{a\ell} \Phi_{a\ell}. \end{aligned} \quad (30)$$

We further introduce the conjugate momenta to each coordinate, p_A , p_{1B} , p_{2B} and $p_{a\ell}$, for $a = 1, 2$ and $\ell = \pm 1, \pm 2$, in which case $p_{a-\ell}$ is conjugate to $q_{a\ell}$. Repeating the same formal manipulation as in Sec. I, we finally obtain the quantum Hamiltonian that describes the atomic motion of the molecule

$$\begin{aligned} H_{\text{at}} &= \frac{1}{2I} (p_\phi - L_{\text{vib}})^2 + \frac{p_A^2}{2M} + \frac{K \lambda_{20}^2}{2} q_A^2 \\ &+ \sum_{a=1, 2} \left(\frac{p_{aB}^2}{2M} + \frac{K \lambda_{a3}^2}{2} q_{aB}^2 \right) \\ &+ \sum_{a=1, 2} \sum_{\ell=\pm 1, \pm 2} \left(\frac{1}{M} p_{a\ell} p_{a\ell}^\dagger + K \lambda_{a\ell}^2 q_{a\ell} q_{a\ell}^\dagger \right), \end{aligned} \quad (31)$$

where p_ϕ is conjugate to ϕ and represents the conserved total angular momentum of the molecule, the moment of inertia is

$$I = M (\sqrt{6} + q_A)^2,$$

and

$$\begin{aligned} L_{\text{vib}} &= (q_{2B} p_{1B} - q_{1B} p_{2B}) \\ &+ \sum_{\ell=1}^2 \left\{ i \sin 2\theta_\ell (q_{1\ell} p_{1-\ell} - q_{1-\ell} p_{1\ell} \right. \\ &\quad \left. - q_{2\ell} p_{2-\ell} + q_{2-\ell} p_{2\ell}) \right. \\ &\quad \left. - \cos 2\theta_\ell (q_{1\ell} p_{2-\ell} + q_{1-\ell} p_{2\ell} \right. \\ &\quad \left. - q_{2\ell} p_{1-\ell} - q_{2-\ell} p_{1\ell}) \right\}, \end{aligned} \quad (32)$$

is the contribution of the normal modes to the total angular momentum. We observe that the two combinations

$$\begin{aligned} L_1^+ &= \cos\left(\frac{\pi}{4} - \theta_1\right) q_{1+1} \\ &\quad - i \sin\left(\frac{\pi}{4} - \theta_1\right) q_{2+1}, \\ L_2^+ &= i \sin\left(\frac{\pi}{4} - \theta_1\right) q_{1-1} \\ &\quad + \cos\left(\frac{\pi}{4} - \theta_1\right) q_{2-1}, \end{aligned} \quad (33)$$

act like rising operators for L_{vib} in (32), thus the hermitian conjugates of (33) as lowering ones. One can readily obtain analogous operators for $\ell = \pm 2$ and for the B modes.

A. Electron Hamiltonian

We assume that each green atom in Fig. 5 hosts a p_z orbital occupied by one electron. At fixed atomic positions, the electron Hamiltonian is simply a tight-binding on a hexagon with nearest, t_1 , next nearest, t_2 , and next to next nearest, t_3 , hopping amplitudes, with $t_1 > t_2 > t_3 > 0$. Therefore, the single-particle eigenstates have eigenvalues

$$\epsilon_\ell = -2 \sum_{j=1}^3 t_j \cos k_\ell j, \quad \ell = -2, \dots, 3.$$

We assume that the hopping amplitudes are such that $\epsilon_3 > \epsilon_{\pm 2} > \epsilon_{\pm 1} > \epsilon_0$. The state with $\ell = 0$ transforms like the A irrep of D_6 , that with $\ell = 3$ like the B irrep, while the two doublets with $\ell = \pm 1$ and $\ell = \pm 2$, respectively, like the two dimensional irreps $E_1 \sim Y_{1,\pm 1}$ and $E_2 \sim Y_{2,\pm 2}$.

1. Electronic moment of inertia and magnetic orbital moment

We suppose that the molecule rotates with constant angular velocity ω , thus the green atom equilibrium positions are time-dependent $\mathbf{R}_n \rightarrow \mathbf{R}_n(t)$, $n = 0, \dots, 5$. The single-electron Hamiltonian in first quantization is therefore

$$H(t) = \frac{\mathbf{p}^2}{2m} + \sum_{n=0}^5 U(\mathbf{r} - \mathbf{R}_n(t)),$$

with m the electron mass, and the Schrödinger equation reads, accordingly,

$$i \frac{d\psi(\mathbf{r}, t)}{dt} = H(t) \psi(\mathbf{r}, t).$$

We use the standard trick and make a change of variable using the reference frame in which the atoms are at rest, thus

$$\mathbf{r} \rightarrow \mathbf{r}(t) = \cos \omega t \mathbf{r} + \sin \omega t \mathbf{r} \times \mathbf{z},$$

and assume $\psi(\mathbf{r}, t) \rightarrow \phi(\mathbf{r}(t), t)$ so that

$$i \frac{d\phi(\mathbf{r}(t), t)}{dt} = i \frac{\partial \phi(\mathbf{r}(t), t)}{\partial t} - \omega \mathbf{r}(t) \times \mathbf{z} \cdot \mathbf{p} \phi(\mathbf{r}(t), t).$$

In this reference frame $U(\mathbf{r} - \mathbf{R}_n(t)) \rightarrow U(\mathbf{r}(t) - \mathbf{R}_n)$. Since only the explicit time-derivative appears, we can replace $\mathbf{r}(t) \rightarrow \mathbf{r}$ and get the effective Schrödinger equation

$$i \frac{\partial \phi(\mathbf{r}, t)}{\partial t} = \left\{ H + \omega \mathbf{r} \times \mathbf{z} \cdot \mathbf{p} \right\} \phi(\mathbf{r}, t) \quad (34) \\ = H(\omega) \phi(\mathbf{r}, t),$$

now with time-independent Hamiltonian. The solution is simply obtained: if $\phi_a(\mathbf{r})$ is any eigenstate of $H(\omega)$ with eigenvalue $\epsilon_a(\omega)$, then $\phi_a(\mathbf{r}, t) = e^{-i\epsilon_a(\omega)t} \phi_a(\mathbf{r})$. As a matter of fact, $H(\omega)$ looks like the Hamiltonian in presence of a fictitious magnetic field generated by a vector potential

$$\mathbf{A}(\mathbf{r}) = \frac{\omega m c}{e} \mathbf{r} \times \mathbf{z} = \frac{\omega m c}{e} (y, -x).$$

In reality,

$$\begin{aligned} &\frac{\mathbf{p}^2}{2m} + \frac{e}{mc} \mathbf{A}(\mathbf{r}) \cdot \mathbf{p} \\ &= \frac{1}{2m} \left(\mathbf{p} + \frac{e}{c} \mathbf{A}(\mathbf{r}) \right)^2 - \frac{m\omega^2}{2} r^2 \\ &\simeq \frac{1}{2m} \left(\mathbf{p} + \frac{e}{c} \mathbf{A}(\mathbf{r}) \right)^2 - \frac{m\omega^2}{2}, \end{aligned}$$

since the electron coordinates are localized around the atomic positions, all of which are at unit distance from the origin.

Assuming the Peierls approximation and, for simplicity, just the nearest neighbor hopping t_1 , the fictitious magnetic field adds a phase

$$\Phi = \frac{\sqrt{3}}{2} \omega m,$$

so that the eigenstates of $H(\omega)$ are the same $\psi_\ell(\mathbf{r})$ of the tight-binding Hamiltonian, but now have eigenvalues

$$\begin{aligned} \epsilon_\ell(\omega) &= -2 t_1 \cos(k_\ell + \Phi) - \frac{m\omega^2}{2} \\ &= \epsilon_\ell(\omega) - \frac{m\omega^2}{2}. \end{aligned}$$

I note that, since $\mathbf{A}(\mathbf{r}) \propto \omega$,

$$\frac{\partial H(\omega)}{\partial \omega} = \frac{e}{\omega m c} \mathbf{A}(\mathbf{r}) \cdot \mathbf{p},$$

so that

$$\begin{aligned} &\int d\mathbf{r} \psi_\ell(\mathbf{r})^* \left(\frac{e}{mc} \mathbf{A}(\mathbf{r}) \cdot \mathbf{p} \right) \psi_\ell(\mathbf{r}) \\ &= \omega \int d\mathbf{r} \psi_\ell(\mathbf{r})^* \frac{\partial H(\omega)}{\partial \omega} \psi_\ell(\mathbf{r}) \\ &= \omega \frac{\partial \epsilon_\ell(\omega)}{\partial \omega} = \Phi \frac{\partial \epsilon_\ell(\omega)}{\partial \Phi} - m\omega^2, \end{aligned}$$

because also $\Phi \propto \omega$. The actual value $E_\ell(\omega)$ of the energy of the state $\psi_\ell(\mathbf{r}, t) = e^{-i\epsilon_\ell(\omega)t} \phi_\ell(\mathbf{r}(t))$ expanded at second order in ω is

$$\begin{aligned} E_\ell(\omega) &= i \int d\mathbf{r} \psi_\ell(\mathbf{r}, t)^* \frac{d\psi_\ell(\mathbf{r}, t)}{dt} \\ &= \int d\mathbf{r} \psi_\ell(\mathbf{r})^* \left(\epsilon_\ell(\omega) - \frac{e}{mc} \mathbf{A}(\mathbf{r}) \cdot \mathbf{p} \right) \psi_\ell(\mathbf{r}) \\ &= \epsilon_\ell(\omega) - \frac{m\omega^2}{2} - \Phi \frac{\partial \epsilon_\ell(\omega)}{\partial \Phi} + m\omega^2 \\ &\simeq \epsilon_\ell + \frac{m\omega^2}{2} + \frac{3}{8} \omega^2 m^2 \epsilon_\ell, \end{aligned} \quad (35)$$

which implies that the moment of inertia of an electron in the wavefunction $\psi_\ell(\mathbf{r})$ is

$$I_\ell = m \left(1 + \frac{3}{4} m \epsilon_\ell \right).$$

We note that $\sum_\sigma \sum_\ell I_\ell = 12m$, so that, if all levels are occupied, the electronic contribution to the moment of inertia is the expected one. On the contrary, in the case we consider with 6 electrons, their moment of inertia

$$I_e = \sum_\sigma \sum_{\ell=-1}^1 I_\ell = 6m - 3t_1 m^2,$$

is reduced with respect to the bare value $6m$, a kind of diamagnetic response to angular rotations.

We can repeat the calculations above assuming that the molecule is pierced by a real magnetic flux and readily find that each electron state carries a magnetic orbital moment L_ℓ given by

$$L_\ell = \mu_B \sqrt{3} m t_1 \sin \frac{\pi \ell}{3}. \quad (36)$$

B. Coupling to the normal modes

We assume that the hopping between sites n and $n+m$ is a decaying function of their distance $|\mathbf{r}_{n+m} - \mathbf{r}_n|$. It follows that, for small displacements \mathbf{x}_n and \mathbf{x}_{n+m} , $m = 1, 2, 3$,

$$\begin{aligned} t_m(|\mathbf{r}_{n+m} - \mathbf{r}_n|) &\simeq t_m \left\{ 1 - g_m c_m (\alpha_{n+m} + \alpha_n) \right. \\ &\quad \left. - g_m s_m (\beta_{n+1} - \beta_n) \right\} \\ &\equiv t_m - \delta t_m, \end{aligned} \quad (37)$$

where g_m is the coupling constant and

$$c_m = \cos \frac{\pi(3-m)}{6}, \quad s_m = \sin \frac{\pi(3-m)}{6}.$$

It follows that the coupling between the electrons and the normal modes is

$$\begin{aligned} V_{\text{el-vib}} &= \sum_{m=1}^3 \delta t_m \sum_{n\sigma} (c_{n+m\sigma}^\dagger c_{n\sigma} + c_{n\sigma}^\dagger c_{n+m\sigma}) \\ &= \frac{1}{\sqrt{6}} \sum_m g_m t_m \sum_\sigma \sum_{\ell_1 \ell_2} c_{\ell_1 \sigma}^\dagger c_{\ell_2 \sigma} \\ &\quad \left(e^{-imk_{\ell_1}} + e^{imk_{\ell_2}} \right) \\ &\quad \left\{ c_m \alpha_{\ell_1 - \ell_2} \left(e^{imk_{\ell_1 - \ell_2}} + 1 \right) \right. \\ &\quad \left. + s_m \beta_{\ell_1 - \ell_2} \left(e^{imk_{\ell_1 - \ell_2}} - 1 \right) \right\}, \end{aligned} \quad (38)$$

where $\ell_2 + \ell_3$ or $\ell - \ell_2$ are defined modulo 6 with integers between -2 and 3. It is worth emphasizing that the momentum conservation in (38) simply reflects the invariance of the Hamiltonian with respect to the D_3 point group.

We note that the coupling to the normal modes vanishes identically whenever $e^{-imk_{\ell_1}} + e^{imk_{\ell_2}} = 0$, namely, when

$$m(\ell_1 + \ell_2) = 3(1 + 2n), \quad m = 1, 2, 3.$$

In particular, the normal mode assisted tunneling between the electronic states with $\ell = \pm 1$ and those with $\ell = \pm 2$ only occurs via the next-nearest neighbor hopping t_2 , an observation that we use later.

C. Coupling to a circularly polarized electromagnetic field

We assume that a circularly polarized electromagnetic field (EMF) is applied to the molecule, with

$$\mathbf{E}(t) = E (\cos \omega t, \sin \omega t),$$

and thus vector potential

$$\mathbf{A}(t) = \frac{cE}{\omega} (-\sin \omega t, \cos \omega t).$$

In the reference frame of the molecule, which is rotated by ϕ ,

$$\mathbf{A}(t, \phi) = \frac{cE}{\omega} (\sin(\phi - \omega t), \cos(\phi - \omega t)).$$

The bonds that connect atom n with $n+m$ are the vectors $\mathbf{R}_{n,m}$, $m = 1, 2, 3$, given by

$$\begin{aligned} \mathbf{R}_{n,m} &= \mathbf{R}_{n+m} - \mathbf{R}_n \\ &= \left(\cos \frac{(2n+3+m)\pi}{6}, \sin \frac{(2n+3+m)\pi}{6} \right). \end{aligned} \quad (39)$$

It follows that the Peierls phase acquired by the hopping term $c_{n+m\sigma}^\dagger c_{n\sigma}$ is

$$\begin{aligned}\phi_{n,m} &= \frac{e}{c} \mathbf{A}(t, \phi) \cdot \mathbf{R}_{n,m} \\ &= \frac{eE}{\omega} \sin\left((2n+3+m)\pi/6 - \phi - \omega t\right) \\ &= -i \frac{eE}{2\omega} \left(e^{i\frac{\pi}{6}(3+m)} e^{i(\phi-\omega t)} e^{in\pi/3} - c.c. \right) \\ &\equiv Q_m e^{i(\phi-\omega t)} e^{in\pi/3} + c.c.,\end{aligned}$$

and behaves like the sum of a Bloch wave with momentum k_1 and one with k_{-1} . The first order correction in the EMF to the hopping Hamiltonian thus reads

$$\begin{aligned}\delta T &= -i e^{i(\phi-\omega t)} \sum_m Q_m t_m \sum_\sigma \sum_{\ell_1 \ell_2 \ell_3} c_{\ell_1 \sigma}^\dagger c_{\ell_2 \sigma} \\ &\quad \left(e^{-ik_{\ell_1} m} - e^{ik_{\ell_2} m} \right) \left\{ \delta_{\ell_1, \ell_2+1} \right. \\ &\quad \left. - \frac{g_m}{\sqrt{6}} c_m \alpha_{\ell_1-\ell_2-1} \left(e^{ik_{\ell_1-\ell_2-1} m} + 1 \right) \right. \\ &\quad \left. - \frac{g_m}{\sqrt{6}} s_m \beta_{\ell_1-\ell_2-1} \left(e^{ik_{\ell_1-\ell_2-1} m} - 1 \right) \right\} \\ &\quad + H.c..\end{aligned}\quad (40)$$

As expected, the circularly polarized light can induce on its own electronic excitations with $\Delta\ell = \pm 1$, or with different $\Delta\ell$ in cooperation with the molecular vibrations. We also note from (40) that, if the electronic configuration is prepared in a finite current state, i.e., with

$$J = \sum_m t_m \sum_{\ell\sigma} \sin k_{\ell} m \langle c_{\ell\sigma}^\dagger c_{\ell\sigma} \rangle \neq 0,$$

then the light couples directly to the normal modes with $\ell = \pm 1$, despite the molecule is non-polar and thus the vibrations are not charged. This is not the sole such possibility, as we are going to show.

D. Hypothetical experiment

We assume that the molecule contains six electrons and therefore the electronic ground state has occupied $\ell = 0, \pm 1$ levels. If the EMF frequency ω and the energy of the normal mode 1 with $\ell = \pm 1$ are close to each other and much smaller than $\epsilon_{\ell=\pm 2} - \epsilon_{\ell=\pm 1} \equiv \Delta$, a coupling between the electromagnetic field and the normal mode is generated by second order perturbation theory [14]. For simplicity, we only consider in (40) the field induced excitations from the occupied $\ell = \pm 1$ to the empty $\ell = \pm 2$ without involvement of the molecular vibrations and limited to the dominant nearest neighbor hopping. In

this case,

$$\begin{aligned}\delta T &\simeq -\frac{eEt_1}{\omega} \sum_\sigma \left\{ e^{i(\phi-\omega t)} c_{2\sigma}^\dagger c_{1\sigma} \right. \\ &\quad \left. + e^{-i(\phi-\omega t)} c_{-2\sigma}^\dagger c_{-1\sigma} \right\} + H.c. \\ &\equiv \delta T^+ + \delta T^-.\end{aligned}\quad (41)$$

Concerning the coupling between electrons and normal modes, we just focus on the mode with $\ell = \pm 1$ that is also able to transfer one electron from $\ell = \pm 1$ to $\ell = \pm 2$. As previously discussed, the coupling term (38) vanishes for nearest neighbor hopping. We therefore consider the next-nearest neighbor one, in which case (38) reads, through (33),

$$\begin{aligned}V_{\text{el-vib}} &\simeq -i g_2 t_2 \sum_\sigma \left\{ c_{2\sigma}^\dagger c_{1\sigma} L_1^+ + c_{-2\sigma}^\dagger c_{-1\sigma} L_1^- \right\} \\ &\quad + H.c. \equiv V_{\text{el-vib}}^+ + V_{\text{el-vib}}^-.\end{aligned}\quad (42)$$

It follows that, if $|n\rangle$ are the electronic eigenstates with eigenvalues E_n , with $|0\rangle$ the ground state, then, by second order perturbation theory,

$$\begin{aligned}V_{\text{EMF-vib}} &= \sum_{n>0} \left\{ \frac{\langle 0 | \delta T^- | n \rangle \langle n | V_{\text{el-vib}}^+ | 0 \rangle}{E_n - E_0} \right. \\ &\quad \left. + \frac{\langle 0 | V_{\text{el-vib}}^- | n \rangle \langle n | \delta T^+ | 0 \rangle}{E_n - E_0} \right\} \\ &= 2i \frac{eE}{\omega} \frac{g_2 t_1 t_2}{\Delta} \left\{ e^{-i(\phi-\omega t)} L_1^+ + H.c. \right\}.\end{aligned}\quad (43)$$

In other words, the virtual excitation of a particle-hole pair with $\Delta\ell = \pm 1$ mediates a coupling between the EMF and the chargeless normal modes, rendering the latter observable in the infrared spectrum [14]. We also note that (43) has a conserved pseudo angular momentum

$$J = p_\phi + L_{\text{vib}} = L + L_{\text{vib}}.\quad (44)$$

Therefore, the EMF is able not only to excite the normal modes with $\ell = \pm 1$ but also to change the total angular momentum L of the molecule.

Since $\gamma \ll 1$, the angle $\theta_1 \simeq \pi/4$, thus $L_1^+ \simeq q_{1+1}$ and

$$\begin{aligned}V_{\text{EMF-vib}} &\simeq 2i \frac{eE}{\omega} \frac{g_2 t_1 t_2}{\Delta} \\ &\quad \left\{ e^{-i(\phi-\omega t)} q_{1+1} - e^{i(\phi-\omega t)} q_{1-1} \right\}.\end{aligned}\quad (45)$$

We define dimensionless normal mode coordinates through

$$q_{1\pm 1} \rightarrow \sqrt{K_1} q_{1\pm 1}, \quad p_{1\pm 1} \rightarrow \frac{1}{\sqrt{K_1}} p_{1\pm 1},$$

with $K_1 = 1/M\omega_0$ and $\omega_0 = \lambda_{1\pm 1} \sqrt{K/M}$ the normal mode energy. The $a = 1$ and $\ell = \pm 1$ contribution to L_{vib} is therefore

$$L_{\text{vib}} = i \left(q_{1+1} p_{1-1} - q_{1-1} p_{1+1} \right).\quad (46)$$

We further define

$$q_{1+1} = \frac{1}{\sqrt{2}}(a_- + a_+^\dagger), \quad p_{1-1} = \frac{i}{\sqrt{2}}(a_-^\dagger - a_+),$$

so that

$$L_{\text{vib}} = a_+^\dagger a_+ - a_-^\dagger a_- = n_+ - n_-. \quad (47)$$

The simplified Hamiltonian $H(t)$ in presence of the EMF reads therefore

$$\begin{aligned} H(t) = & \frac{1}{2I} (p_\phi - n_+ + n_-)^2 \\ & + \omega_0 (n_+ + n_- + 1) \\ & + i E(t) \gamma \left\{ e^{-i(\phi - \omega t)} (a_- + a_+^\dagger) \right. \\ & \left. - e^{i(\phi - \omega t)} (a_+ + a_-^\dagger) \right\}, \end{aligned} \quad (48)$$

where γ is a constant and $E(t)$ an envelope function that grows from zero at $t > 0$ and remains finite for a finite time interval τ . We observe that (48) resembles (22), except that the normal modes now carry an angular momentum that enters explicitly in (48). That would make the molecule rotate even if ϕ did not appear explicitly. Nonetheless, the dynamical behavior remains qualitatively the same as that in Fig. 4 of Sec. I B.

III. CONCLUSIONS

We have shown how circularly polarized light can induce angular rotation of molecules that possess coupled

doubly degenerate electronic orbitals and (chiral) normal modes that realize an $e \times E$ Jahn-Teller effect. This coupling is invariant under $U(1)$ rotations with generator a pseudo angular momentum distinct from the physical one. In particular, we have considered two exemplary cases: a D_3 symmetric ionic molecule and a D_6 symmetric covalent one, inspired, respectively, by metal trifluorides and by benzene. The Jahn-Teller effect originates from the dependence of the crystal field on the ion displacements within the ionic molecule, and, in the covalent case, of the electron covalent bonding on the atomic displacements, thereby providing a comprehensive representation of all possible physical realizations.

Although our results are specific to two molecular toy models, they can be generalized to bulk systems. The interaction between circularly polarized light and the chiral normal modes of bulk crystalline samples can be direct in ionic materials or mediated by virtual particle-hole excitations in covalent systems. In either case, this coupling depends on the relative angle ϕ between the sample reference frame and the laboratory frame. Consequently, the light can drive the sample into rotation, inducing a finite angular velocity $\dot{\phi}$.

Furthermore, if the chiral modes independently contribute to the physical angular momentum, as observed in the benzene molecule, their coherent excitation, regardless of its realization [10, 11], could yield comparable effects to circularly polarized light.

ACKNOWLEDGMENTS

The authors are very grateful to Antimo Marrazzo for stimulating discussions that inspired the work.

-
- [1] A. Einstein and W. de Haas, Experimenteller Nachweis der Ampereschens Molekularströme, Verh. Dtsch. Phys. Ges. **17**, 152 (1915).
 - [2] S. J. Barnett, Magnetization by rotation, Phys. Rev. **6**, 239 (1915).
 - [3] L. Zhang and Q. Niu, Angular momentum of phonons and the einstein-de haas effect, Phys. Rev. Lett. **112**, 085503 (2014).
 - [4] D. A. Garanin and E. M. Chudnovsky, Angular momentum in spin-phonon processes, Phys. Rev. B **92**, 024421 (2015).
 - [5] C. Dornes, Y. Acremann, M. Savoini, M. Kubli, M. J. Neugebauer, E. Abreu, L. Huber, G. Lantz, C. A. F. Vaz, H. Lemke, E. M. Bothschafter, M. Porer, V. Esposito, L. Rettig, M. Buzzi, A. Alberca, Y. W. Windsor, P. Beaud, U. Staub, D. Zhu, S. Song, J. M. Glownia, and S. L. Johnson, The ultrafast einstein-de haas effect, Nature **565**, 209 (2019).
 - [6] A. Rückriegel, S. Streib, G. E. W. Bauer, and R. A. Duine, Angular momentum conservation and phonon spin in magnetic insulators, Phys. Rev. B **101**, 104402 (2020).
 - [7] D. A. Garanin and E. M. Chudnovsky, Conservation of angular momentum in an elastic medium with spins, Phys. Rev. B **103**, L100412 (2021).
 - [8] S. R. Tauchert, M. Volkov, D. Ehberger, D. Kazenwadel, M. Evers, H. Lange, A. Donges, A. Book, W. Kreuzpaintner, U. Nowak, and P. Baum, Polarized phonons carry angular momentum in ultrafast demagnetization, Nature **602**, 73 (2022).
 - [9] L. Zhang and Q. Niu, Chiral phonons at high-symmetry points in monolayer hexagonal lattices, Phys. Rev. Lett. **115**, 115502 (2015).
 - [10] M. Hamada, E. Minamitani, M. Hirayama, and S. Murakami, Phonon angular momentum induced by the temperature gradient, Phys. Rev. Lett. **121**, 175301 (2018).
 - [11] H. Zhang, N. Peshcherenko, F. Yang, T. Z. Ward, P. Raghuvanshi, L. Lindsay, C. Felser, Y. Zhang, J. Q. Yan, and H. Miao, Observation of phonon angular momentum (2024), arXiv:2409.13462 [cond-mat.str-el].
 - [12] S. Streib, Difference between angular momentum and pseudoangular momentum, Phys. Rev. B **103**, L100409 (2021).

- [13] S. Chaudhary, D. M. Juraschek, M. Rodriguez-Vega, and G. A. Fiete, Giant effective magnetic moments of chiral phonons from orbit-lattice coupling, *Phys. Rev. B* **110**, 094401 (2024).
- [14] M. J. Rice and H.-Y. Choi, Charged-phonon absorption in doped c_{60} , *Phys. Rev. B* **45**, 10173 (1992).