

Masked Self-Supervised Pre-Training for Text Recognition Transformers on Large-Scale Datasets

Martin Kišš¹[0000-0001-6853-0508] and Michal Hradis¹[0000-0002-6364-129X]

Faculty of Information Technology, Brno University of Technology,
Brno, Czech Republic
{ikiss,hradis}@fit.vutbr.cz

Abstract. Self-supervised learning has emerged as a powerful approach for leveraging large-scale unlabeled data to improve model performance in various domains. In this paper, we explore masked self-supervised pre-training for text recognition transformers. Specifically, we propose two modifications to the pre-training phase: progressively increasing the masking probability, and modifying the loss function to incorporate both masked and non-masked patches. We conduct extensive experiments using a dataset of 50M unlabeled text lines for pre-training and four differently sized annotated datasets for fine-tuning. Furthermore, we compare our pre-trained models against those trained with transfer learning, demonstrating the effectiveness of the self-supervised pre-training. In particular, pre-training consistently improves the character error rate of models, in some cases up to 30 % relatively. It is also on par with transfer learning but without relying on extra annotated text lines.

Keywords: Self-supervised pre-training · Transformers · OCR · HTR.

1 Introduction

Large models have become fundamental in machine learning, with notable examples including large language models [11, 36, 23], the ASR model Whisper [41], and generative models like Stable Diffusion [42, 19] and DALLE-3 [10]. Such large models require huge amounts of training data to generalize well. In text recognition, and especially in handwritten text recognition, acquiring large datasets containing millions of text lines is costly and time-consuming. On the other hand, there are machine learning paradigms that utilize unlabeled data to overcome this issue, namely semi-supervised and self-supervised learning.

Approaches to semi-supervised learning most commonly use pseudo-labeling, also called self-training, [32, 27, 29, 48] and consistency regularization [1, 9, 31]. In text recognition, pseudo-labeling uses unlabeled text lines annotated with machine transcriptions to improve an existing system, while consistency regularization is based on the idea that a text line should be transcribed the same under different perturbations. The self-supervised learning is typically used to pre-train

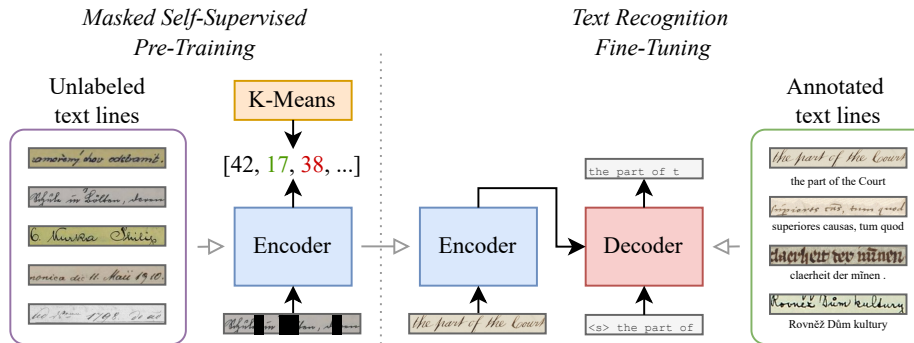


Fig. 1: Overview of our self-supervised pre-training. First, we pre-train encoder using fitted K-Means and masked label prediction. Then, we use the encoder in encoder-decoder model and we fine-tune it on an annotated dataset.

a model on unlabeled data and it is then fine-tuned for a downstream task, like text recognition, speech recognition, or image classification. Self-supervised approaches are mainly based on masked label prediction [26, 6, 40, 25, 16, 3] and joint-embedding learning [7, 8, 15]. In the masked label prediction, random parts of the input data are masked and the model is trained to predict correct labels of the masked parts. The joint-embedding learning uses two views of the input data that are processed by a model which is trained to produce similar outputs for the corresponding outputs while distancing the unrelated ones.

In this paper, we investigate the self-supervised pre-training, specifically the masked label prediction utilizing K-Means clustering [26, 28] (see Figure 1). We propose two modifications to the pre-training phase which we experimentally evaluate. We also experiment with two fine-tuning strategies and six differently sized models. Within the experiments, we use dataset of 50M unlabeled text lines for the pre-training and four datasets of different sizes for fine-tuning – three standard, publicly available datasets (the Bentham collection [45], the Bullinger dataset [43], and the CATMuS Medieval dataset [17]) and an internal handwritten dataset called PERO-HWR. The sizes of the fine-tuning datasets range from 9k to over 1M annotated text lines. We compare our pre-trained models also with models trained using transfer learning, which is usually considered a very strong baseline [28].

The contributions of the paper are as follows:

1. We investigate two proposed modifications of the masked label prediction-based self-supervised pre-training on a large-scale unlabeled dataset.
2. We evaluate two fine-tuning strategies on four differently sized annotated datasets.
3. We experiment with six differently sized pre-trained models, we compare them to models trained using transfer learning and we also compare them with the state-of-the-art results.

2 Related work

In recent years, self-supervised learning has become a prominent approach in machine learning, enabling large Transformer-based models to be trained without relying on extensive labeled datasets. This paradigm encourages models to learn meaningful representations by generating supervision signals from the input data. Self-supervised learning has been successfully applied to various domains, including language modeling [18, 4], image modeling [6, 13, 15, 50, 7], and automatic speech recognition [26, 16, 34, 14].

A common technique in self-supervised learning is masked label prediction [27, 26, 6], where parts of the input or intermediate representation are masked, and the model is trained to infer the missing information based on its context. In this setup, the labels are not the actual annotations from the downstream task but are derived from the input data itself, ensuring that similar patterns receive consistent labels. By leveraging this method, the model learns dependencies between the masked elements and their surrounding context, ultimately improving its ability to represent data. The masking-based modeling approach was first introduced in the pre-training of Transformer-based language model BERT [18].

The second commonly used technique is joint-embedding learning, where the model processes two different views of the input data and optimizes their outputs to be similar for corresponding pairs while pushing apart all other outputs. This approach relies on specialized loss functions, such as VICReg [7, 8] or NT-Xent [15], to achieve effective representation learning.

2.1 Speech recognition

One of the earliest self-supervised ASR approaches is wav2vec 2.0 [5] by Baevski et al., which processes raw audio through a convolutional encoder to produce a latent representation. Randomly masked parts are refined by a Transformer encoder, while product quantization is applied. The model is trained via contrastive loss, distinguishing masked representations from quantized positives and negatives. HuBERT [26] by Hsu et al. follows a similar pipeline but generates training targets by clustering Mel-frequency cepstral coefficients (MFCCs) with K-Means. WavLM [14] builds on HuBERT, introducing noise augmentation for speaker recognition, separation, and diarization. Another masked training approach, BEST-RQ [16], generates labels using a frozen randomly initialized projection and codebook. Similarly, in NEST-RQ [25] the labels are generated using a frozen randomly initialized projection and codebook, but the model is trained using next token prediction. In UniWav [34], a student encoder is trained with masked audio modeling and pseudo-labels obtained using a teacher encoder model. The student is trained using standard backpropagation and the teacher is updated with an exponential moving average of the student encoder weights. The model also contains a decoder trained using Flow Matching.

2.2 Image modeling

Self-supervised learning in image modeling includes approaches like DINO [13, 37], iBOT [50], SwAV [12], BEiT [6, 40, 47], and SimCLR [15]. SimCLR [15] uses two views of an image processed by a model which is trained to maximize agreement between the two outputs. BEiT [6] employs masked image modeling to pre-train a Transformer, later fine-tuned for classification and segmentation. It initially uses a Discrete Variational AutoEncoder (dVAE) for masked training labels, which is replaced in BEiT v2 [40] and BEiT-3 [47] by the VQ-KD model. DiT [33] applies a similar strategy to document images. In DINO [13, 37], a teacher model creates targets for training a student model. The student is then trained using standard backpropagation, while the teacher is updated with an exponential moving average of the student weights. A similar approach to DINO is data2vec 2.0 [4], where models are pre-trained in a very similar way on speech, images, and text.

2.3 Text Recognition

Self-supervised pre-training for text recognition primarily focuses on contrastive learning for scene text recognition [2, 49, 24] and learning degradation-invariant models [44]. SeqCLR [2] processes two augmented views of a word image using noise contrastive estimation loss, while DiG [49] employs InfoNCE loss and adds a reconstruction head to recover the masked original image. CCD [24] extends these methods with character-based segmentation, improving contrastive learning under geometric transformations. In MaskOCR [35], the encoder is pre-trained as a Context AutoEncoder and the decoder is trained predicting masked characters in synthetic text lines. Text-DIAE [44] trains an AutoEncoder to reconstruct degraded images, with its encoder later adapted for handwritten and scene text recognition. Penarrubia et al. [39] used rotation, flipping, jigsawing, and sorting to pretrain a CNN for text recognition model. In SSM [22], using augmentations two views of an image are combined into a single image and the model is pre-trained via reconstructing the original views.

3 Masked Self-Supervised Pre-Training

Our masked self-supervised pre-training is based on the masked label prediction where random patches in the input text line are masked and the model is trained to predict the class for these masked patches. In particular, our method is based on the Feature Quantization [28] method which utilizes existing feature extractor to encode patches of text lines into feature vectors that are used to fit a K-Means model. Then, the K-Means model is used to obtain discrete labels for feature vectors obtained using the feature extractor. The entire pre-training schema is visualized in Figure 2.

We propose two modifications to the pre-training phase. Originally, the masking was done with a constant probability during the whole pre-training. We

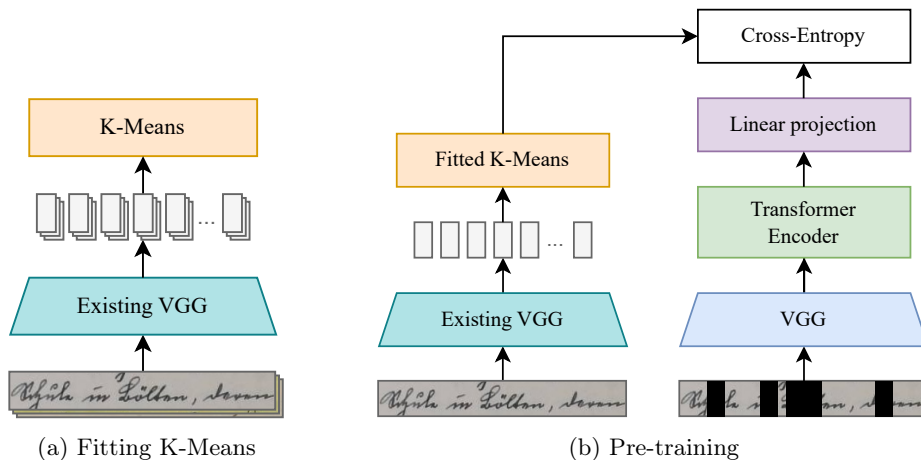


Fig. 2: Details of the masked self-supervised pre-training. We process text lines using existing VGG-like model to extract visual features and we fit a K-Means on them (Figure 2a). In the pre-training, we employ a VGG-like model and the fitted K-Means to generate discrete labels for a given text line. Random patches of the text line are masked, and the encoder is trained to predict labels of the masked parts. (Figure 2b).

propose to progressively increase the masking probability during training. The reasoning behind this approach is that as a larger portion of the input image is masked, the task becomes more challenging for the model due to reduced available information. This increased difficulty is expected to drive the model toward improved performance. The second proposed modification changes the loss function which is originally calculated only on the masked patches. We propose to compute the loss function also on the non-masked patches, to make better use of the information in the input data and to make the training more efficient, as the model learns on the entire text line, not only on a small subset.

4 Experiments

We experimentally demonstrate the benefits of the masked self-supervised pre-training method when training encoder-decoder Transformers. We perform our experiments on four various and differently sized datasets to show the robustness of the pre-training. In the experiments, we follow the traditional self-supervised scheme, where the encoder is first pre-trained and then the whole model is fine-tuned on the downstream task using standard supervised training. For the evaluation and comparison of the trained models, we use the character error rate (CER) metric.

In the first set of experiments, we evaluate the proposed pre-training strategies – the progressive increase of masking probability and the calculation of the

loss also on the non-masked patches. In the second set, we focus on strategies during the fine-tuning phase. Specifically, we compare two strategies where either (1) the entire model is optimized or (2) only the decoder is optimized first. The motivation for the second strategy is that the pre-trained encoder should already generate meaningful outputs for given text lines and therefore it may be beneficial and efficient to train only the decoder. The third set of experiments evaluates the performance of six differently sized pre-trained models with those trained from scratch. In the last set, we compare the pre-trained models with models fine-tuned from existing OCR models, i.e. trained using transfer learning, which is a strong baseline in this kind of setup [28].

4.1 Datasets

In our experiments, we use two types of text line datasets. The first type is unlabeled and it is used during the pre-training phase. The second type is annotated with line-level transcriptions and it is used during the fine-tuning phase.

Unlabeled dataset The unlabeled dataset is composed of 30M text lines detected in 408k pages from 3k historical documents provided by archive in Opava¹ and 20M text lines detected in 247k pages from obtained from our PERO-OCR web application². In both cases, the documents contain mainly Czech and German handwritten pages from the late 19th century to the present. The documents are mostly from chronicles, parish records, land registers, and similar. The collection from the OCR application also contains some printed documents. To detect text lines in these documents, we used ParseNet-based [30] network trained on our internal layout dataset with annotated text lines.

Fine-tuning datasets For the fine-tuning phase, we use four differently sized datasets: three standard, publicly available datasets and an internal handwritten dataset called *PERO-HWR*. The three standard datasets are: the ICFHR 2014 Bentham collection [45], The Bullinger Dataset [43], and the CATMuS Medieval dataset [17]. The Bentham collection contains pages written in historical English by Jeremy Bentham and a few other authors. The Bullinger dataset contains text lines from letter correspondences written in German and Latin. The letters were either written by Heinrich Bullinger or addressed to him. Unfortunately, we were not able to obtain the dataset as it is described in the original research paper because some parts with training text lines are not in the data source³ The downloaded dataset also contains more text lines in the validation and the test sets than they report in the paper. We pre-processed the obtained dataset using our text line detector resulting in text lines with more consistent baseline placement and text size. The CATMuS Medieval dataset contains pages of historical documents spanning from the 8th to the 16th century written

¹ <https://www.archives.cz/>

² <https://pero-ocr.fit.vutbr.cz/>

³ <https://github.com/pstroeb/bullinger-htr>

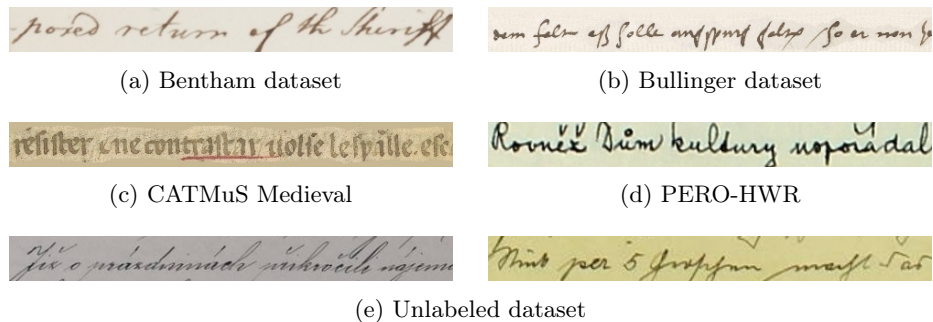


Fig. 3: Examples of text lines from datasets.

Table 1: Sizes of the used datasets in the number of lines.

Dataset	Training	Validation	Test
Unlabeled	50 573 532	–	2 000
Bentham	9 194	1 415	860
Bullinger	97 442	16 567	16 567
CATMuS Medieval	146 885	8 317	8 317
PERO-HWR	1 149 995	7 383	–

in 10 different languages. We use the general split of the CATMuS Medieval v1.0 dataset. The PERO-HWR dataset has similar properties to the unlabeled dataset – it contains primarily Czech and German handwritten text lines from the late 19th century to the present. To a lesser extent, it also contains text lines from other existing datasets, such as ICDAR2017 READ dataset [46], the Parzival dataset [21], or the Saint-Gall dataset [20]. The sizes of all datasets are summarized in Table 1 and their examples are shown in Figure 3.

4.2 Preparation of the self-supervised dataset

For the self-supervised dataset, we use the text lines from the unlabeled dataset. The text lines are processed using an existing VGG-like model, producing visual features. We obtained the model from a previously trained OCR on a previous version of the PERO-HWR dataset. We fit a K-Means model with 4 096 classes on visual features of 15k randomly selected text lines, and we then produce discrete labels for the whole dataset. To qualitatively evaluate the resulting labels, we visualized frequent trigrams in the dataset, as proposed by Kišš et al. [28]. Example visualizations are depicted in Figure 4. Visualizations show that visually similar patches of text lines are encoded in the same trigrams (label triplets), which is essential from a pre-training perspective.




Fig. 4: Visualization of identically encoded patches. Each group of patches in each row represent patches with the same trigrams (label triplets).

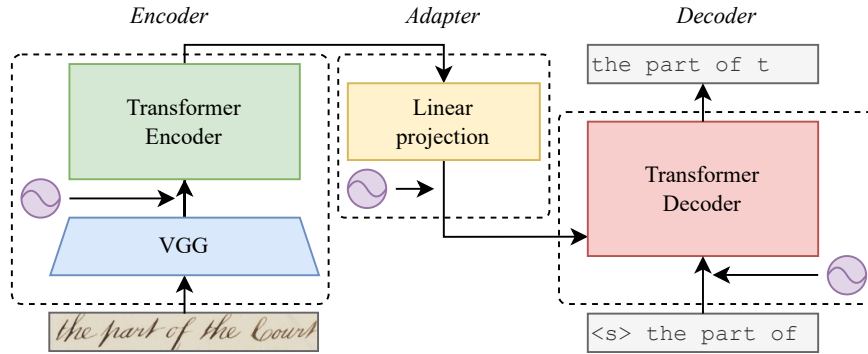


Fig. 5: Schema of our models consisting of an encoder, a decoder, and an adapter that transforms the encoder outputs for the decoder. The purple circles represent 1D sine-based positional encoding.

4.3 Models

In the experiments, we use encoder-decoder Transformer architecture operating on arbitrarily long text lines with a normalized height of 48 pixels. The visualization of the entire model is shown in Figure 5. In the encoder, we use a VGG-like convolutional neural network, which transforms the input into a sequence of feature vectors with a horizontal subsampling factor of 8. The feature vectors are further processed with the standard Transformer encoder layers. The decoder is a standard Transformer decoder consisting of an embedding layer translating the transcription characters into vectors, standard Transformer decoder layers, and an output projection producing categorical distribution over used alphabet. The decoder is trained to generate the output sequence in an autoregressive manner. In both, the encoder and the decoder, we add 1D positional information to the vectors before the Transformer layers using sine-based positional encoding.

Since we experiment with encoders and decoders of different dimensionality, we also have a small block, which we call an adapter (the middle part in Figure 5), that transforms the encoder output into a representation with correct dimensionality for the decoder. The adapter is a linear layer with input and output channels equal to the dimensionality of the encoder and decoder,

Table 2: Definitions of the encoders and decoders.

Name	Layers	Heads	Dim.	Params
Encoder E6	6	8	512	25 M
Encoder E12	12	16	1024	158 M
Decoder D2	2	4	320	3.6 M
Decoder D6	6	8	512	26 M
Decoder D10	10	12	768	95 M

respectively. After the linear layer, we also add 1D sine-based positional encoding. In our preliminary experiments, this has proven to be a good practice when training a text recognizer with a pre-trained encoder, as the encoder does not necessarily retain positional information in its outputs. Without this positional information, the decoder is prone to skipping or repeating sequences in its output. On the other hand, it does not negatively affect performance of models without pre-trained encoder.

As mentioned before, we use encoders and decoders of different sizes. In particular, we define two encoders, marked as E6 and E12, and three decoders, marked as D2, D6, and D10. In all encoders and decoders, the MLP expansion ratio in the attention layers is 4. Details about the properties of the encoders and the decoders are summarized in Table 2.

4.4 Training details

Pre-training phase In the pre-training phase, we optimize the encoders (the left part in Figure 5) with batch size 128 for 500k iterations. The initial learning rate is set to 2×10^{-4} and it is halved after 100k and 300k iterations. The optimized model consists of the convolutional encoder, Transformer encoder layers, and a linear projection layer, which transforms the output of the Transformer encoder layers into the classes produced by the K-Means model. This projection layer is discarded from the model once the pre-training phase is finished. Since the training targets are discrete labels, we train the encoders using standard cross-entropy loss. For the pre-training, we use the code available in `pero-pretraining` github repository⁴.

Fine-tuning phase In the fine-tuning phase, we train the models with batch size 64 using the standard cross-entropy loss. We train the models for a different number of iterations depending on the dataset: 100k on the Bentham dataset, 500k on the CATMuS Medieval dataset and the Bullinger dataset, and 1M iterations on the PERO-HWR dataset. The initial learning rate depends on the size of the model: we use 5×10^{-5} for the encoder E6 and 1×10^{-5} for the encoder E12. When training on the Bentham dataset, the learning rate is halved after

⁴ <https://github.com/DCGM/pero-pretraining>

30k iterations, on the Bullinger dataset and the CATMuS medieval dataset after 250k iterations, and on the PERO-HWR dataset after 500k iterations.

In our experiment, we also evaluate fine-tuning strategy in which we first train only the adapter and the decoder. We train these two parts for the first 20 % of iterations – we refer to this as the decoder stage – and then we train the entire model for the rest of the iterations. Otherwise, the training setup remains the same.

In both the pre-training and fine-tuning phases, we train the models using bfloat16. During the pre-training phase we do not use any augmentations as these would change the appearance of text lines and the self-supervised labels could be potentially wrong. In the fine-tuning phase, we use augmentations consisting of color changing, adding noise, gamma adjusting, motion and defocus blurring, geometric transformations, and masking as proposed in AT-ST [27].

Transfer Learning In the transfer learning experiments, we train the models for 150k iterations with learning rate 2.5×10^{-5} . Since we only perform these experiments on the Bullinger and the CATMuS datasets with encoder E6 and decoder D6, we only consider this single setup. Otherwise, the training setup remains the same as in the fine-tuning phase.

4.5 Pre-training experiments

The first set of experiments is focused on the pre-training phase. Kišš et al. [28] randomly mask 20 % of the text lines. In our experiments, we use the same strategy, and we also propose two modifications: progressive masking probability and training on non-masked patches. In the first case, we increase the masking probability during training, in particular from the 100k-th iteration, we mask 33 % of the text line, and from the 300k-th iteration, we mask 50 % of the text line. In the latter modification, we calculate the cross-entropy loss also on patches which were not masked and we add this to the loss calculated on the masked patches with weight 0.1.

We evaluate the pre-training strategies by fine-tuning a model consisting of the smaller pre-trained encoder E6 and randomly initialized adapter and decoder D6 on the four text recognition datasets, measuring the character error rate of the fine-tuned models on the respective validation sets. The results of the fine-tuned models are summarized in Table 3. The results show that the pre-training strategy with the progressive masking probability performs the best – it consistently achieves the lowest CER on all datasets, except on the PERO-HWR dataset where the results are very close for each strategy. Throughout the rest of the experiments, we use only encoders pre-trained using the progressive masking probability strategy.

4.6 Fine-tuning strategy experiments

In this set of experiments, we evaluate two fine-tuning strategies. The first strategy was already used in the previous set of experiments and it optimizes the entire model. The second strategy first optimizes only the decoder and the adapter

Table 3: Results of models (E6+D6) with encoders pre-trained using the proposed strategies. We report the results in CER [%] for validation sets of the respective fine-tuning datasets after the fine-tuning phase.

Progressive masking prob.	Non-masked patches loss	Dataset			
		Bentham	Bullinger	CATMuS	PERO-HWR
		3.41	7.39	3.84	1.94
✓		3.13	7.21	3.45	1.94
	✓	3.57	7.29	3.49	1.91
✓	✓	3.24	7.21	3.82	1.94

Table 4: Results of models (E6+D6) with pre-trained encoders fine-tuned with the investigated fine-tuning strategies. We report the results in CER [%] for validation sets of the respective fine-tuning datasets after the decoder stage of training (upper part) and for the best-performing checkpoint after the entire training (lower part).

Strategy	Dataset			
	Bentham	Bullinger	CATMuS	PERO-HWR
<i>After 20 % iterations (decoder stage)</i>				
Decoder	17.71	15.30	9.81	4.21
Full	3.64	8.14	3.81	2.56
<i>Best performance after entire training</i>				
Decoder	3.70	7.88	4.16	1.93
Full	3.13	7.21	3.45	1.94

in the so-called decoder stage (first 20 % of the training iterations) and later optimizes the entire model for the rest of the iterations. As mentioned in the beginning of this section, the motivation behind this strategy is based on the idea that the pre-trained encoder should already be capable of producing meaningful outputs for given text lines, so it could be useful to train only the rest of the model, which is randomly initialized in the beginning of the training. We used the same combination of encoder and decoder (E6 + D6) as in the previous set of experiments and we also report the character error rates on the respective validation sets. The results of these experiments are in Table 4 and they show that training only the decoder in the decoder stage is not beneficial. This also suggests that the encoder does not produce output directly suitable for the decoder that would allow simple downstream fine-tuning for text recognition.

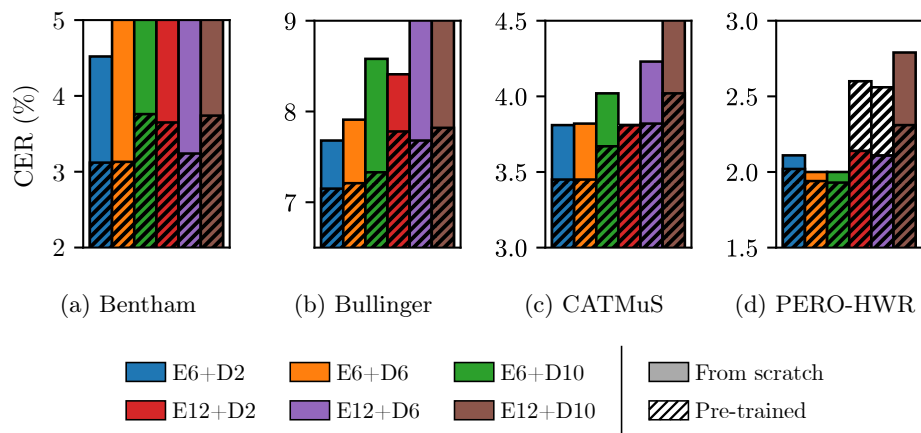


Fig. 6: Results of pre-trained models and models trained from scratch on validation sets of the fine-tuning datasets in CER [%]. The different colors represent different models. Colored bars are results of the models trained from scratch and the hatched parts present results of pre-trained models. Note the different scales on each y-axis.

4.7 Model size experiments

The third set of experiments is focused on the different sizes of encoders and decoders. We use the E6 and E12 encoders pre-trained using the progressive masking probability strategy from the first set of experiments. As decoders we use the D2, D6, and D10 decoders, and we optimize the entire encoder-decoder model as resulted from the second set of experiments. A visual comparison of the performance of the models is shown in Figure 6. It shows that the self-supervised pre-training helps to train better-performing models, especially on the smaller dataset. It also turns out that training smaller models on these datasets is a better choice than training large models, even with pre-training. On the other hand, the results for the PERO-HWR dataset show rather small improvements for the models with encoder E6. There is even quite large increase of CER for the decoders D2 and D6 with the encoder E12. It is necessary to note that we experienced instabilities during training of these models, which could probably be overcome by better hyper-parameter selection. However, for the biggest model (encoder E12 + decoder D10) the pre-trained model again performed better than the one trained from scratch. The particular CER values of the best-performing models on each dataset are in Table 5

4.8 Transfer learning experiments

In this set of experiments, we used the E6+D6 model trained from scratch on the PERO-HWR dataset and we fine-tuned it on the Bullinger and CATMuS

Table 5: Results of the best-performing models from the experiments with model sizes. We report the results in CER [%] for validation sets of the respective fine-tuning datasets. Under the name of each dataset, the configuration of the best-performing model is specified.

Training method	Dataset			
	Bentham (E6+D2)	Bullinger (E6+D2)	CATMuS (E6+D2)	PERO-HWR (E6+D10)
From scratch	4.52	7.68	3.72	2.00
Self-supervised pre-training	3.12	7.15	3.45	1.93

Table 6: Results of the models (E6+D6) trained from scratch, using transfer learning, and using self-supervised pre-training. We report the results in CER [%] for validation sets of the Bullinger and the CATMuS datasets.

Training method	Dataset	
	Bullinger	CATMuS
From scratch	7.91	3.90
Transfer learning	7.20	3.59
Self-supervised pre-training	7.21	3.45

Medieval datasets to compare the self-supervised pre-training and transfer learning. We did not run this experiment on the Bentham dataset because it is part of the PERO-HWR handwritten dataset, but unfortunately it does not follow the original splits, i.e. text lines from the original validation and test subsets are in the training subset of the PERO-HWR dataset. Therefore, a fair comparison would not be possible. The results are in Table 6 and they show that both transfer learning and self-supervised pre-training are beneficial when compared to training from scratch. Moreover, the results of the self-supervised pre-trained models achieve comparable or even slightly better results when compared to the transfer learning, which is usually considered a strong baseline [28].

4.9 Final comparison

In Table 7, we present the final results on test sets of the Bentham, the Bullinger, and the CATMuS Medieval datasets. In particular, we present the results of (1) the best-performing models (E6+D2) trained from scratch and using self-supervised pre-training, (2) models E6+D6 used through the experiments including transfer learning, and (3) state-of-the-art results for the Bentham dataset [38] and the CATMuS Medieval dataset [17] – we do not report state-of-the-art results for the Bullinger dataset since we do not have the exact validation and test sets for fair comparison, as mentioned in the beginning of this section. In

Table 7: Final results on test sets of the respective datasets. We report the results in CER [%] for the best-performing models (upper part), models of configuration E6+D6 used through the experiments including transfer learning, which are thus mutually comparable in terms of size (middle part), and state-of-the-art results (lower part).

Training method	Dataset		
	Bentham	Bullinger	CATMuS
<i>Best models (E6+D2)</i>			
From scratch	3.86	7.62	3.72
Self-supervised pre-training	2.51	7.08	3.49
<i>Comparable models (E6+D6)</i>			
From scratch	9.54	7.81	3.94
Transfer learning	–	7.11	3.63
Self-supervised pre-training	2.47	7.12	3.49
State-of-the-art results	2.70	–	4.70

the case of state-of-the-art results for the Bentham dataset, we report CER obtained by fine-tuning pre-trained TrOCR model on the Bentham, thus not really comparable with models trained from scratch, but comparable rather with the self-supervisedly pre-trained models. The state-of-the-art results on the CATMuS Medieval dataset are obtained by training only on that dataset and thus these results are directly comparable to our models trained from scratch. In each case, we selected the model with the lowest CER on the respective validation set and we report CER for the respective test set.

5 Conclusions

In this paper, we explored masked self-supervised pre-training for text recognition transformers, leveraging large-scale unlabeled data to improve recognition performance. We proposed two modifications to the pre-training phase: progressively increasing the masking probability during training and incorporating non-masked patches into the loss computation. Our experimental results demonstrate that the progressive masking modification leads to improved model performance after fine-tuning on the text recognition task. Through extensive experiments on six differently sized models and four fine-tuning datasets, we showed that self-supervised pre-training on a large-scale unlabeled dataset provides a strong foundation for text recognition, particularly in scenarios where labeled data is limited. Furthermore, our approach proved competitive with transfer learning, which is considered a strong baseline.

Future work may explore additional enhancements to the masked pre-training resulting in learning better representations. Another option is investigating self-supervised pre-training with different models which could further improve the

text recognition accuracy. Additionally, it could be beneficial either to pre-train the entire encoder-decoder model or to use pre-trained decoders.

Acknowledgments. This work has been supported by the Ministry of Culture Czech Republic in NAKI III projects semANT - Semantic Document Exploration (DH23P03OVV060), Orbis Pictus – book revival for cultural and creative sectors (DH23P03OVV033), and Smart digiline - machine learning for digitization of printed heritage (DH23P03OVV066).

Disclosure of Interests. The authors have no competing interests to declare that are relevant to the content of this article.

References

1. Aberdam, A., Ganz, R., Mazor, S., Litman, R.: Multimodal semi-supervised learning for text recognition (2022)
2. Aberdam, A., Litman, R., Tsiper, S., Anshel, O., Slossberg, R., Mazor, S., Manmatha, R., Perona, P.: Sequence-to-sequence contrastive learning for text recognition. pp. 15302–15312
3. Assran, M., Duval, Q., Misra, I., Bojanowski, P., Vincent, P., Rabbat, M., LeCun, Y., Ballas, N.: Self-supervised learning from images with a joint-embedding predictive architecture
4. Baevski, A., Babu, A., Hsu, W.N., Auli, M.: Efficient self-supervised learning with contextualized target representations for vision, speech and language. In: Proceedings of the 40th International Conference on Machine Learning. pp. 1416–1429. PMLR, ISSN: 2640-3498
5. Baevski, A., Zhou, Y., Mohamed, A., Auli, M.: wav2vec 2.0: A framework for self-supervised learning of speech representations. In: Advances in Neural Information Processing Systems. vol. 33, pp. 12449–12460. Curran Associates, Inc.
6. Bao, H., Dong, L., Piao, S., Wei, F.: BEiT: BERT pre-training of image transformers
7. Bardes, A., Ponce, J., LeCun, Y.: VICReg: Variance-invariance-covariance regularization for self-supervised learning
8. Bardes, A., Ponce, J., LeCun, Y.: VICRegL: Self-supervised learning of local visual features **35**, 8799–8810
9. Berthelot, D., Carlini, N., Goodfellow, I., Papernot, N., Oliver, A., Raffel, C.A.: MixMatch: A holistic approach to semi-supervised learning. In: Advances in Neural Information Processing Systems. vol. 32. Curran Associates, Inc. (2019)
10. Betker, J., Goh, G., Jing, L., Brooks, T., Wang, J., Li, L., Ouyang, L., Zhuang, J., Lee, J., Guo, Y., Manassra, W., Dhariwal, P., Chu, C., Jiao, Y., Ramesh, A.: Improving image generation with better captions
11. Brown, T., Mann, B., Ryder, N., Subbiah, M., Kaplan, J.D., Dhariwal, P., Neelakantan, A., Shyam, P., Sastry, G., Askell, A., Agarwal, S., Herbert-Voss, A., Krueger, G., Henighan, T., Child, R., Ramesh, A., Ziegler, D., Wu, J., Winter, C., Hesse, C., Chen, M., Sigler, E., Litwin, M., Gray, S., Chess, B., Clark, J., Berner, C., McCandlish, S., Radford, A., Sutskever, I., Amodei, D.: Language models are few-shot learners. In: Advances in Neural Information Processing Systems. vol. 33, pp. 1877–1901. Curran Associates, Inc. (2020)

12. Caron, M., Misra, I., Mairal, J., Goyal, P., Bojanowski, P., Joulin, A.: Unsupervised learning of visual features by contrasting cluster assignments. In: *Advances in Neural Information Processing Systems*. vol. 33, pp. 9912–9924. Curran Associates, Inc.
13. Caron, M., Touvron, H., Misra, I., Jégou, H., Mairal, J., Bojanowski, P., Joulin, A.: Emerging properties in self-supervised vision transformers. pp. 9650–9660
14. Chen, S., Wang, C., Chen, Z., Wu, Y., Liu, S., Chen, Z., Li, J., Kanda, N., Yoshioka, T., Xiao, X., Wu, J., Zhou, L., Ren, S., Qian, Y., Qian, Y., Wu, J., Zeng, M., Yu, X., Wei, F.: WavLM: Large-scale self-supervised pre-training for full stack speech processing **16**(6), 1505–1518, conference Name: *IEEE Journal of Selected Topics in Signal Processing*
15. Chen, T., Kornblith, S., Norouzi, M., Hinton, G.: A simple framework for contrastive learning of visual representations
16. Chiu, C.C., Qin, J., Zhang, Y., Yu, J., Wu, Y.: Self-supervised learning with random-projection quantizer for speech recognition. In: *Proceedings of the 39th International Conference on Machine Learning*. pp. 3915–3924. PMLR, ISSN: 2640-3498
17. Clérice, T., Pinche, A., Vlachou-Efstathiou, M., Chagué, A., Camps, J.B., Levenson, M.G., Brisville-Fertin, O., Boschetti, F., Fischer, F., Gervers, M., Boutreux, A., Manton, A., Gabay, S., O’Connor, P., Haverals, W., Kestemont, M., Vandyck, C., Kiessling, B.: CATMuS medieval: A multilingual large-scale cross-century dataset in latin script for handwritten text recognition and beyond. In: Barney Smith, E.H., Liwicki, M., Peng, L. (eds.) *Document Analysis and Recognition - ICDAR 2024*. pp. 174–194. Springer Nature Switzerland (2024)
18. Devlin, J., Chang, M.W., Lee, K., Toutanova, K.: BERT: Pre-training of deep bidirectional transformers for language understanding **abs/1810.04805**
19. Esser, P., Kulal, S., Blattmann, A., Entezari, R., Müller, J., Saini, H., Levi, Y., Lorenz, D., Sauer, A., Boesel, F., Podell, D., Dockhorn, T., English, Z., Lacey, K., Goodwin, A., Marek, Y., Rombach, R.: Scaling rectified flow transformers for high-resolution image synthesis
20. Fischer, A., Frinken, V., Fornés, A., Bunke, H.: Transcription alignment of latin manuscripts using hidden markov models. In: *Proceedings of the 2011 Workshop on Historical Document Imaging and Processing*. pp. 29–36. HIP ’11, Association for Computing Machinery. <https://doi.org/10.1145/2037342.2037348>
21. Fischer, A., Keller, A., Frinken, V., Bunke, H.: Lexicon-free handwritten word spotting using character HMMs **33**(7), 934–942
22. Gao, Z., Wang, Y., Qu, Y., Zhang, B., Wang, Z., Xu, J., Xie, H.: Self-supervised pre-training with symmetric superimposition modeling for scene text recognition
23. Grattafiori, A., Dubey, A., Jauhri, A., et al.: The llama 3 herd of models
24. Guan, T., Shen, W., Yang, X., Feng, Q., Jiang, Z., Yang, X.: Self-supervised character-to-character distillation for text recognition. pp. 19473–19484
25. Han, M., Bai, Y., Shen, C., Huang, Y., Huang, M., Lin, Z., Dong, L., Lu, L., Wang, Y.: NEST-RQ: Next token prediction for speech self-supervised pre-training
26. Hsu, W.N., Bolte, B., Tsai, Y.H.H., Lakhota, K., Salakhutdinov, R., Mohamed, A.: HuBERT: Self-supervised speech representation learning by masked prediction of hidden units **29**, 3451–3460, conference Name: *IEEE/ACM Transactions on Audio, Speech, and Language Processing*
27. Kišš, M., Beneš, K., Hradiš, M.: AT-ST: Self-training adaptation strategy for OCR in domains with limited transcriptions. In: Lladós, J., Lopresti, D., Uchida, S. (eds.) *Document Analysis and Recognition – ICDAR 2021*. pp. 463–477. Springer International Publishing (2021)

28. Kišš, M., Hradiš, M.: Self-supervised pre-training of text recognizers. In: Barney Smith, E.H., Liwicki, M., Peng, L. (eds.) Document Analysis and Recognition - ICDAR 2024. pp. 218–235. Springer Nature Switzerland (2024)
29. Kišš, M., Hradiš, M., Beneš, K., Buchal, P., Kula, M.: SoftCTC—semi-supervised learning for text recognition using soft pseudo-labels
30. Kodym, O., Hradiš, M.: Page layout analysis system for unconstrained historic documents. In: Lladós, J., Lopresti, D., Uchida, S. (eds.) Document Analysis and Recognition – ICDAR 2021. pp. 492–506. Lecture Notes in Computer Science, Springer International Publishing (2021)
31. Kurakin, A., Raffel, C., Berthelot, D., Cubuk, E.D., Zhang, H., Sohn, K., Carlini, N.: ReMixMatch: Semi-supervised learning with distribution matching and augmentation anchoring. In: ICLR (2020)
32. Lee, D.H.: Pseudo-label : The simple and efficient semi-supervised learning method for deep neural networks. ICML 2013 Workshop : Challenges in Representation Learning (WREPL) (2013)
33. Li, J., Xu, Y., Lv, T., Cui, L., Zhang, C., Wei, F.: DiT: Self-supervised pre-training for document image transformer. In: Proceedings of the 30th ACM International Conference on Multimedia. pp. 3530–3539. MM '22, Association for Computing Machinery
34. Liu, A.H., Lee, S.g., Yang, C.H.H., Gong, Y., Wang, Y.C.F., Glass, J.R., Valle, R., Catanzaro, B.: UniWav: Towards unified pre-training for speech representation learning and generation
35. Lyu, P., Zhang, C., Liu, S., Qiao, M., Xu, Y., Wu, L., Yao, K., Han, J., Ding, E., Wang, J.: MaskOCR: Text recognition with masked encoder-decoder pretraining
36. OpenAI, Achiam, J., Adler, S., Agarwal, S., et al.: GPT-4 technical report
37. Oquab, M., Darcet, T., Moutakanni, T., Vo, H., Szafraniec, M., Khalidov, V., Fernandez, P., Haziza, D., Massa, F., El-Nouby, A., Assran, M., Ballas, N., Galuba, W., Howes, R., Huang, P.Y., Li, S.W., Misra, I., Rabbat, M., Sharma, V., Synnaeve, G., Xu, H., Jegou, H., Mairal, J., Labatut, P., Joulin, A., Bojanowski, P.: DINOv2: Learning robust visual features without supervision
38. Parres, D., Anitei, D., Paredes, R., Sánchez, J.A., Benedí, J.M.: Speed-up pre-trained vision encoder–decoder transformers by leveraging lightweight mixer layers for text recognition. In: Sfikas, G., Retsinas, G. (eds.) Document Analysis Systems. pp. 277–294. Springer Nature Switzerland
39. Penarrubia, C., Garrido-Munoz, C., Valero-Mas, J.J., Calvo-Zaragoza, J.: Spatial context-based self-supervised learning for handwritten text recognition
40. Peng, Z., Dong, L., Bao, H., Ye, Q., Wei, F.: BEiT v2: Masked image modeling with vector-quantized visual tokenizers
41. Radford, A., Kim, J.W., Xu, T., Brockman, G., McLeavey, C., Sutskever, I.: Robust speech recognition via large-scale weak supervision. (2022)
42. Rombach, R., Blattmann, A., Lorenz, D., Esser, P., Ommer, B.: High-resolution image synthesis with latent diffusion models. In: Proceedings of the IEEE/CVF Conference on Computer Vision and Pattern Recognition (CVPR). pp. 10684–10695 (2022)
43. Scius-Bertrand, A., Ströbel, P., Volk, M., Hodel, T., Fischer, A.: The bullinger dataset: A writer adaptation challenge. In: Fink, G.A., Jain, R., Kise, K., Zanibbi, R. (eds.) Document Analysis and Recognition - ICDAR 2023. pp. 397–410. Springer Nature Switzerland (2023)
44. Souibgui, M.A., Biswas, S., Maffa, A., Biten, A.F., Fornés, A., Kessentini, Y., Lladós, J., Gomez, L., Karatzas, D.: Text-DIAE: a self-supervised degradation invariant autoencoder for text recognition and document enhancement. In:

- Proceedings of the Thirty-Seventh AAAI Conference on Artificial Intelligence and Thirty-Fifth Conference on Innovative Applications of Artificial Intelligence and Thirteenth Symposium on Educational Advances in Artificial Intelligence. AAAI'23/IAAI'23/EAAI'23, vol. 37, pp. 2330–2338. AAAI Press
45. Sánchez, J.A., Romero, V., Toselli, A.H., Vidal, E.: ICFHR2014 Competition on Handwritten Text Recognition on Transcriptorium Datasets (HTRtS). In: 2014 14th International Conference on Frontiers in Handwriting Recognition. pp. 785–790 (Sep 2014), iISSN: 2167-6445
 46. Sánchez, J.A., Romero, V., Toselli, A.H., Villegas, M., Vidal, E.: ICDAR2017 competition on handwritten text recognition on the READ dataset. In: 2017 14th IAPR International Conference on Document Analysis and Recognition (ICDAR). vol. 01, pp. 1383–1388. ISSN: 2379-2140
 47. Wang, W., Bao, H., Dong, L., Bjorck, J., Peng, Z., Liu, Q., Aggarwal, K., Mohammed, O.K., Singhal, S., Som, S., Wei, F.: Image as a foreign language: BEiT pretraining for vision and vision-language tasks. pp. 19175–19186
 48. Xie, Q., Luong, M.T., Hovy, E., Le, Q.V.: Self-Training With Noisy Student Improves ImageNet Classification. In: Proceedings of the IEEE/CVF Conference on Computer Vision and Pattern Recognition (CVPR) (June 2020)
 49. Yang, M., Liao, M., Lu, P., Wang, J., Zhu, S., Luo, H., Tian, Q., Bai, X.: Reading and writing: Discriminative and generative modeling for self-supervised text recognition. In: Proceedings of the 30th ACM International Conference on Multimedia. pp. 4214–4223. MM '22, Association for Computing Machinery
 50. Zhou, J., Wei, C., Wang, H., Shen, W., Xie, C., Yuille, A., Kong, T.: iBOT: Image BERT pre-training with online tokenizer