

Hybrid Multi-Stage Learning Framework for Edge Detection: A Survey

Mark Phil Pacot, Jayno Juventud, Gleen Dalaorao

College of Computing and Information Sciences, Caraga State University, Butuan City,
8600, Philippines.

Abstract

Edge detection remains a fundamental yet challenging task in computer vision, especially under varying illumination, noise, and complex scene conditions. This paper introduces a Hybrid Multi-Stage Learning Framework that integrates Convolutional Neural Network (CNN) feature extraction with a Support Vector Machine (SVM) classifier to improve edge localization and structural accuracy. Unlike conventional end-to-end deep learning models, our approach decouples feature representation and classification stages, enhancing robustness and interpretability. Extensive experiments conducted on benchmark datasets such as BSDS500 and NYUDv2 demonstrate that the proposed framework outperforms traditional edge detectors and even recent learning-based methods in terms of Optimal Dataset Scale (ODS) and Optimal Image Scale (OIS), while maintaining competitive Average Precision (AP). Both qualitative and quantitative results highlight enhanced performance on edge continuity, noise suppression, and perceptual clarity achieved by our method. This work not only bridges classical and deep learning paradigms but also sets a new direction for scalable, interpretable, and high-quality edge detection solutions.

Keywords: : edge detection, hybrid learning framework, convolutional neural network (cnn), support vector machine (svm), feature extraction

1 Introduction

Edge detection is a fundamental task in computer vision and serves as a crucial preprocessing step for numerous applications, including image segmentation, object recognition, medical imaging, and autonomous navigation. Traditional edge detection methods, such as the Sobel operator, Canny edge detector, and Roberts cross operator, rely on gradient-based techniques and manually designed heuristics [1]. While these methods have been widely used, they often struggle with complex textures, high levels of noise, and variations in illumination, limiting their robustness in real-world scenarios [2].

In recent years, deep learning techniques have demonstrated significant advancements across various applications [3, 4], including edge detection, offering improved performance over traditional methods. Convolutional neural networks (CNNs) have been particularly successful in extracting multi-scale features, enabling them to detect edges more effectively in challenging environments [5].

However, while deep learning-based approaches excel in feature extraction and generalization, they often require large-annotated datasets and high computational resources, making them less accessible in resource-constrained settings. Additionally, these methods can produce

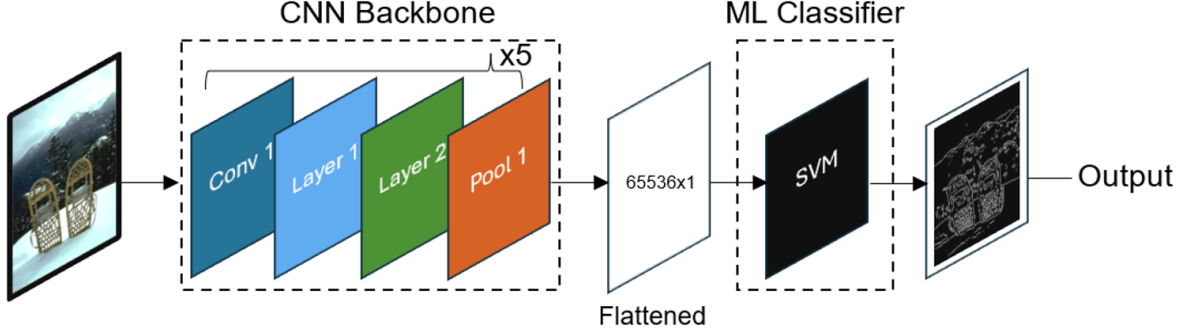


Fig. 1: Proposed edge detection architecture.

visually incoherent and noisy outputs. Moreover, most state-of-the-art edge detectors rely on end-to-end deep learning architectures, lacking a dedicated refinement stage to enhance edge coherence and suppress noise.

This study addresses these limitations by proposing a Hybrid Multi-Stage Learning Framework (CNN-SVM) that integrates CNN-based feature extraction with SVM-based classification, offering an alternative to purely end-to-end models. Our approach enhances edge continuity, reduces noise, and balances meaningful edge-detection, ensuring a more perceptually coherent edge representation.

These hybrid methods leverage the strengths of both approaches utilizing traditional edge detectors to enhance feature extraction while capitalizing on deep learning models' ability to refine and adaptively process complex structures [6, 7]. By integrating classical and deep learning-based techniques, hybrid approaches aim to achieve superior edge detection performance, particularly in real-world images with varying levels of complexity and noise.

Additionally, this study evaluates the effectiveness of hybrid deep learning approaches for edge detection, comparing their performance against purely deep learning-based models and traditional edge detection algorithms. Unlike existing deep learning approaches, our method is evaluated based on both quantitative performance on the BSDS [8] and NYUDv2 [9] general datasets and improvements in perceptual edge quality. This highlights the need for new evaluation metrics beyond traditional ODS (Optimal Dataset Scale),

OIS (Optimal Image Scale), and AP (Average Precision). By bridging the gap between handcrafted edge detection and deep learning models, our work introduces a novel perspective on edge detection, emphasizing both structural accuracy and perceptual coherence. This study provides insights into the current state of edge detection techniques and highlights future directions for research.

2 Related work

Edge detection is a fundamental task in computer vision, serving as a critical preprocessing step for applications such as image segmentation, object recognition, medical imaging, and autonomous navigation. This review focuses on advancements in edge detection, emphasizing deep learning approaches and their integration with traditional methods.

2.1 Traditional edge detection methods

Early edge detection techniques primarily relied on gradient-based operators. The seminal work by [10] introduced a multi-stage algorithm that effectively reduced noise and achieved precise edge localization. Other classical methods, such as the work of [11] and [12], were favored for their computational simplicity and ease of implementation. However, these methods often faced challenges in complex real-world scenarios characterized by intricate textures, varying lighting conditions, and significant noise levels.

2.2 Advancements through deep learning

To overcome the limitations of traditional methods, researchers have increasingly turned to deep learning techniques. [13] demonstrated that convolutional neural networks (CNNs) significantly outperform classical methods by effectively handling complex image variations and enhancing robustness. Their comprehensive experiments on benchmark datasets, such as the Berkeley Segmentation Dataset (BSDS500), showcased the potential of CNNs in edge detection tasks.

2.3 Recent developments in edge detection

In recent years, several notable advancements have been made in edge detection methodologies:

- **Traditional Method Inspired Deep Neural Networks:** [14] proposed a deep neural network architecture inspired by traditional edge detection methods. Their framework simplifies the network architecture to include feature extraction, enrichment, and summarization, effectively reducing complexity while maintaining high edge prediction quality.
- **Fast Inference Networks:** [15] introduced the Fast Inference Network for Edge Detection (FINED), a lightweight neural network designed for edge detection. By carefully selecting components tailored for edge detection, FINED achieves state-of-the-art accuracy while significantly reducing model complexity, enhancing practical usability.
- **Crisp Edge Detection:** [16] developed a logical refinement network aimed at producing crisp and accurate edge maps without post-processing. This approach addresses issues of thick and blurry boundaries commonly found in previous methods, resulting in clearer and more precise edge detection.
- **Unmixing Convolutional Features:** [17] presented a context-aware tracing strategy (CATS) to improve localization accuracy in edge detection. By addressing the mixing phenomenon in convolutional neural networks, their method enhances the clarity and precision of detected edges.

2.4 Integration with edge computing

[18] reviewed the integration of deep learning techniques with edge computing, highlighting challenges such as latency, resource constraints, and the need for efficient processing at the network edge. Their review suggested strategies to optimize deep learning models for deployment in edge computing environments, which are particularly relevant to real-time applications.

2.5 Quality assessment of edge detection algorithms

Effective evaluation of edge detection algorithms is crucial for their development and application. [19] conducted a systematic literature review on quality assessment methods for edge detection algorithms, emphasizing the necessity of comprehensive and reliable metrics that extend beyond traditional evaluation methods. Their review identified perceptual quality and coherence of detected edges as critical dimensions to incorporate into evaluation practices, offering a more holistic understanding of algorithm performance in practical scenarios

3 Materials and methods

The focus of this research is to identify the optimal feature detectors and descriptors for edge detection, considering the challenges posed by variations in scene complexity, noise, and illumination conditions. The detected edges will be evaluated using quantitative metrics to assess their accuracy, robustness, and effectiveness in real-world applications.

3.1 Dataset

This study utilizes publicly available datasets, such as BSDS500 [20] and NYUDv2 [8] rgb images, for training and evaluating the edge detection models. These datasets provide diverse image samples with ground truth edge annotations, enabling objective performance assessment.

3.2 CNN feature extractor network

The CNN model used in this study, as shown in Figure 1, is designed to effectively extract multi-scale edge features.

It consists of three main stages.

- **Feature Extraction (Encoder):** The initial convolutional layers extract low-level features such as edges and textures. Batch normalization and ReLU activations enhance training stability and model capacity. Max pooling progressively reduces spatial resolution while retaining critical features.
- **Feature Up-sampling (Decoder):** After down-sampling, transposed convolution layers (also known as deconvolution layers) are used to restore the spatial resolution of the feature maps. These layers enable the network to recover structural details and prepare the feature maps for final edge estimation.
- **Output Generation:** The final layers produce a single-channel edge map using a 1x1 convolution, and regression loss (MSE or pixel-wise loss) is applied to train the network to predict continuous edge likelihood values.

The CNN architecture is designed to extract hierarchical feature representations from grayscale images resized to 256 by 256 pixels. The architecture includes multiple layers:

- Convolutional layers for local pattern extraction
- Batch Normalization layers for training stability
- ReLU Activations for non-linearity
- Max pooling for spatial dimensionality reduction
- Transposed convolution layers (up-sampling) to recover spatial structure

The core feature extraction operation is defined mathematically as:

$$F_l = \sigma(W_l * F_{l-1} + b_l) \quad (1)$$

Where:

- F_l : Output feature map at layer l
- W_l : Convolution kernel weights
- F_{l-1} : Input feature map from previous layer
- b_l : Bias term
- $*$: Convolution operator
- σ : Activation function (ReLU)

The final feature maps (e.g., from conv_6) are flattened into a vector of size 65536 by C, where C is the number of channels, and passed to the classifier.

This structure allows the network to learn both local and contextual information, which is critical for accurate detection even under challenging conditions. Table 1 shows the detailed specifications.

3.3 Support Vector Machine (SVM) classifier

The CNN features are flattened and passed to an SVM classifier for pixel-wise edge classification. Due to the large volume of data (65536 features per image), a random subset of feature vectors is sampled to reduce training complexity.

The SVM decision function is defined as:

$$f(x) = \mathbf{w}^T \cdot \mathbf{x} + b \quad (2)$$

Where:

- \mathbf{x} : CNN feature vector
- \mathbf{w} : Weight vector learned during training
- b : Bias term

The classifier predicts edge presence using the sign of $f(x)$. For efficient handling of large-scale data, the fitclinear function in MATLAB is used with dual optimization and ridge regularization

3.4 Hybrid multi-stage learning framework

The proposed Hybrid Multi-Stage Learning Framework consists of two primary modules: a CNN-based feature extractor and an SVM-based classifier. The input image is first resized to a standard dimension of 256 by 256 pixels and normalized to ensure consistent intensity distribution. The preprocessed image is then passed through a CNN backbone, which is responsible for learning multi-scale hierarchical features that capture both local and contextual edge cues.

The output of the CNN is a 3D feature map that is subsequently flattened into a 2D matrix, where each row corresponds to the feature vector of a specific pixel location. These feature vectors are then fed into a trained SVM classifier, which predicts binary edge labels for each pixel using

a decision boundary learned during the training phase.

The predicted labels are reshaped back into the original image size to form a 2D edge map. Optionally, morphological operations or filtering techniques can be applied as post-processing steps to further refine the output. This framework leverages the powerful representational capacity of deep networks along with the discriminative capability of traditional machine learning classifiers, thus achieving enhanced edge detection performance. Algorithm 1 displayed the detailed specifications.

Algorithm 1 Hybrid Multi-Stage Learning for Edge Detection

Input: Grayscale image I ; CNN backbone \mathcal{F}_{CNN} ; SVM classifier \mathcal{C}_{SVM}

Output: Predicted edge map E

- 1: **Initialize:** Set image size to 256×256 ; Normalize intensities $I_{\text{norm}} = I/255$
 - 2: Resize image I to 256×256
 - 3: Normalize pixel values: $I_{\text{norm}} = I/255$
 - 4: Extract features: $F = \mathcal{F}_{CNN}(I_{\text{norm}})$
 - 5: Flatten feature map $F(H \times W \times C)$ to $F_{\text{flat}}((H \cdot W) \times C)$
 - 6: Predict edge labels: $\hat{Y} = \mathcal{C}_{SVM}(F_{\text{flat}})$
 - 7: Reshape \hat{Y} into 2D format $E(H \times W)$
 - 8: **if** post-processing is required **then**
 - 9: Apply morphological filtering to E
 - 10: **end if**
 - 11: **return** final edge map E
-

3.5 Evaluation metrics

To assess the performance of the proposed edge detection framework, three standard evaluation metrics are employed: Optimal Dataset Scale (ODS), Optimal Image Scale (OIS), and Average Precision (AP). These metrics provide a robust and objective assessment of edge detection quality across various scenes and conditions. The evaluation is conducted on benchmark datasets such as BSDS500 [20] and NYUDv2 [8], which offer diverse natural and indoor images with ground truth edge annotations.

- **Optimal Dataset Scale (ODS):** This metric evaluates the performance of the model using a single, fixed threshold that yields the best results across the entire dataset. It reflects the overall effectiveness of the edge detector at a global operating point and is widely used for benchmarking edge detection algorithms on standard datasets like BSDS500 and NYUDv2.
- **Optimal Image Scale (OIS):** Unlike ODS, this metric selects the best threshold individually for each image and then averages the results across the dataset. OIS highlights the adaptability of the model to varying image characteristics and assesses how well the detector performs under image-specific variations, especially in datasets with heterogeneous scenes such as NYUDv2.
- **Average Precision (AP):** AP measures the area under the precision and recall curve, offering a comprehensive evaluation of the trade-off between precision and recall across all possible thresholds. A higher AP indicates that the model consistently balances detection accuracy and completeness across different confidence levels. It is particularly useful for comparing detector reliability across challenging edge structures in datasets like BSDS500.

4 Experiments

4.1 Qualitative and quantitative evaluation

To evaluate the performance and robustness of the proposed edge detection framework, experiments were conducted on standard benchmark datasets including BSDS500 [20] and NYUDv2 [8], which offer a wide variety of natural and indoor scenes with rich ground truth edge annotations. The key evaluation metric used is Average Precision (AP), which quantifies the area under the Precision and Recall (PR) curve and provides a threshold-independent measure of how well the model balances precision and recall across varying detection thresholds. A higher AP value indicates more consistent detection performance with fewer false positives. In addition to AP, Optimal Dataset Scale (ODS) and Optimal Image Scale (OIS) metrics were employed to assess the global and per-image performance of the edge detectors, respectively.

The experimental results, as presented in Table 2, show that while traditional methods such as Canny [10], Sobel [11], Prewitt [21], Roberts [12], LoG [22], and Zerocross [22] achieve moderate AP values due to their tendency to over-detect edges, they often fall short in precise edge localization. In contrast, the proposed hybrid learning method achieves the highest ODS and OIS values, indicating superior localization accuracy and consistency across diverse scenes. Although the proposed method exhibits a lower AP compared to some traditional methods, this is attributed to its stricter and more precise-edge prediction strategy that minimizes false detections.

Moreover, the quantitative results presented in Table 2 also demonstrate the comparative performance of various traditional and learning-based edge detection methods in terms of Optimal Dataset Scale (ODS), Optimal Image Scale (OIS), and Average Precision (AP), using the BSDS500 dataset. Among the traditional methods, Roberts, Prewitt, and Sobel exhibit relatively higher AP values, indicating their tendency to detect a larger number of edge pixels, albeit with limited localization precision. Notably, the proposed method (Ours) achieves the highest ODS and OIS scores (0.3580) among all methods, indicating superior overall and per-image performance in edge localization.

This suggests that the hybrid multi-stage learning framework effectively captures both local and contextual edge structures, outperforming even the best-performing traditional detectors. However, it is also observed that the proposed method exhibits a comparatively lower AP (0.0316), which can be attributed to its stricter and more precise edge predictions, resulting in fewer false positives but also fewer total detections. In contrast, traditional methods tend to over-detect edges, leading to inflated AP values. Furthermore, when compared to the recent learning-based method EDTER [23], the proposed approach demonstrates significantly better edge localization performance (ODS/OIS) while maintaining a competitive AP, thereby validating its robustness and generalization capability across diverse scenes.

Table 1: CNN backbone

CNN Architecture Summary and Layer-wise Explanation		
Layer Type	Details	Purpose/Function
Input Layer	Size: 256x256x1 (Grayscale), No Normalization	Accepts input image
Conv2D Layer	Filter Size: 5x5, Filters: 32, Padding: same	Initial low-level edge and texture detection
Batch Normalization	-	Normalizes activations to speed up training
ReLU Activation	-	Applies non-linearity for feature transformation
Max Pooling Size:	2x2, Stride: 2	Reduces spatial dimensions, increases robustness
Conv2D Layer Filter Size:	3x3, Filters: 256, Padding: same	Deep feature extraction
Batch Normalization	-	Stabilizes learning
ReLU Activation	-	Non-linear transformation
Max Pooling Size:	2x2, Stride: 2	Further down-sampling of features
Conv2D Layer Filter Size:	3x3, Filters: 128, Padding: same	Mid-level edge pattern extraction
Batch Normalization	-	Normalize feature maps
ReLU Activation	-	Non-linearity
Transposed Conv2D Filter Size:	3x3, Filters: 128, Stride: 2	Up-sampling spatial dimensions
Conv2D Layer Filter Size:	3x3, Filters: 64, Padding: same	Refinement of feature maps
Batch Normalization	-	Normalization post-up-sample
ReLU Activation	-	Feature enhancement
Transposed Conv2D Filter Size:	3x3, Filters: 256, Stride: 2	Further up-sampling
Conv2D Layer Filter Size:	5x5, Filters: 32, Padding: same	Final spatial feature refinement
Batch Normalization	-	Normalize output maps
ReLU Activation	-	Final non-linearity
Conv2D Layer Filter Size:	1x1, Filters: 1	Single-channel output map (edge map)
Regression Layer	-	Supervised learning using pixel-wise regression layer

Table 2: Dataset-wide evaluation results of traditional and learning-based edge detection methods

Method	ODS	OIS	Average Precision (AP)
Canny	0.3339	0.3339	0.2183
Sobel	0.3315	0.3315	0.3252
Prewitt	0.3315	0.3315	0.3267
Roberts	0.3312	0.3312	0.3455
LoG	0.3309	0.3309	0.2451
Zerocross	0.3309	0.3309	0.2451
EDTER	0.2748	0.2748	0.0293
OURS (Proposed)	0.3580	0.3580	0.0341

The visual comparison in Fig. 3 highlights the qualitative performance of various traditional edge detection methods against the proposed approach on complex indoor scenes particularly the NYUD_v2 dataset. While Canny, Sobel, Prewitt, Roberts, and LoG algorithms capture basic structural edges, they often produce fragmented contours, noise, and loss of finer object boundaries, especially in cluttered environments. In contrast, the proposed method consistently delivers more complete, continuous, and perceptually meaningful edge maps, effectively preserving both coarse and fine-grained structural details. This demonstrates the superior edge localization and robustness of the proposed hybrid multi-stage learning framework, particularly in scenarios with complex textures and overlapping objects.

The visual results presented in Fig. 4 and Fig. 5 illustrate a qualitative comparison between traditional edge detection methods and the proposed solution (Ours) using BSDS500 dataset. It is evident that the traditional methods such as Canny, Sobel, Prewitt, Roberts, and LoG tend to produce fragmented and noisy edge maps with limited continuity and structural clarity. These methods often detect excessive edges in textured regions or fail to preserve fine object boundaries, leading to cluttered and less interpretable outputs. In contrast, the proposed method consistently demonstrates superior visual quality across diverse scenes, with sharper, cleaner, and more continuous edge delineation. The edges produced by Ours are more semantically meaningful and structurally coherent, highlighting its capability to effectively capture both local and global edge information while minimizing noise and background artifacts. This subjective evaluation further complements the quantitative results, confirming the robustness

and visual fidelity of the proposed Hybrid Multi-Stage Learning Framework for Edge Detection.

The visual comparison in Fig. 6 highlights the qualitative performance of various traditional edge detection methods against the proposed approach on complex natural scenes, particularly the Flower dataset from Kaggle. While Canny, Sobel, Prewitt, Roberts, and LoG algorithms capture basic structural edges, they often produce fragmented contours, noise, and loss of finer object boundaries, especially in intricate floral patterns. In contrast, the proposed method consistently delivers more complete, continuous, and perceptually meaningful edge maps, effectively preserving both coarse and fine-grained structural details. This demonstrates the superior edge localization and robustness of the proposed hybrid multi-stage learning framework, particularly in scenarios with complex petal textures and overlapping floral structures. This is an example of domain shift evaluation, where the test images come from a different distribution than the training images.

4.2 Model training progress

The training progression of the proposed hybrid edge detection framework is depicted in Fig. 2, which illustrates the variation of Root Mean Square Error (RMSE) and training loss across all iterations. Initially, both RMSE and loss exhibit a sharp decline, indicating rapid learning during the early stages of training. As training continues, both curves gradually stabilize, reflecting convergence toward an optimal solution. The steady decrease in RMSE demonstrates improved feature representation learning through the CNN backbone, while the consistent loss reduction validates the effectiveness of the supervised optimization process.

The smooth and stable progression of both metrics suggests that the model architecture and learning configuration are well-suited for capturing edge structures effectively. These results confirm that the proposed hybrid multi-stage learning framework, leveraging CNN for feature extraction and SVM for classification that achieves reliable and robust training behavior throughout the learning process.

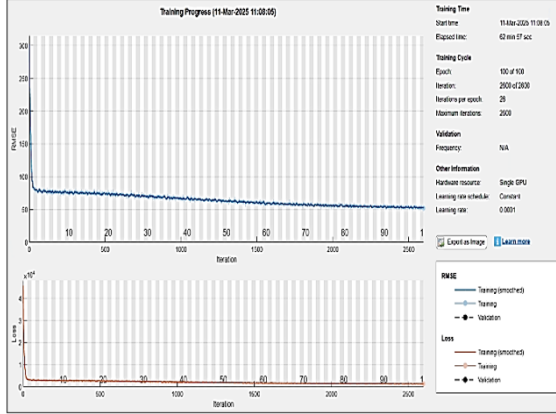


Fig. 2: Training progress of Our proposed solution.

5 Conclusion

In this study, we proposed a hybrid multi-stage learning framework for edge detection that introduces a novel perspective by bridging traditional and deep learning paradigms. The framework combines the representational strength of CNN-based feature extraction with the discriminative power of SVM-based classification, offering a modular and computationally efficient alternative to conventional end-to-end deep learning approaches. Unlike existing methods that often require extensive training resources and complex architectures, our approach promotes interpretability, scalability, and ease of deployment without compromising edge localization accuracy. Quantitative evaluations on benchmark datasets such as BSDS500 and NYUDv2 confirm the enhanced performance of the proposed method, achieving higher ODS and OIS scores compared to both traditional and recent learning-based baselines. Qualitative results further demonstrate improved edge continuity and structural coherence, particularly in visually complex or low-contrast scenes. By integrating classical machine learning techniques with modern feature learning, this work opens a new direction for designing balanced, interpretable, and high-performing edge detection systems. Future research may explore further enhancements through multi-modal feature integration, adaptive refinement modules, and lightweight deployment on edge devices.

Acknowledgements. The authors would like to extend their gratitude to CCIS Network Team, Caraga State University for providing access to their high-performance computing resources, which were essential for the development and testing of the software. Special thanks are also due to Department of Agriculture, Manila, Philippines for generously lending their UAV-acquired images, which significantly contributed to the success of this research work.

Declarations

Conflicts of interest/Competing interests

No conflict of interest being declared.

Availability of data and material

Most of the datasets tested in this work are publicly available benchmarks, and some can be provided upon request.

References

- [1] Moschoglou, S., Papaioannou, A., Sagonas, C., Deng, J., Kotsia, I., Zafeiriou, S.: Agedb: the first manually collected, in-the-wild age database. In: Proceedings of the IEEE Conference on Computer Vision and Pattern Recognition Workshops, pp. 51–59 (2017)
- [2] Zhang, H., Cisse, M., Dauphin, Y.N., Lopez-Paz, D.: mixup: Beyond empirical risk minimization. arXiv preprint arXiv:1710.09412 (2017)
- [3] Salem, M., Tsurusaki, N.: Empowering sustainability: Innovative deep learning and remote sensing solutions for urban monitoring and sustainable development (2023)
- [4] Shaqour, A., Farzaneh, H.: Analyzing the impacts of a deep-learning based day-ahead residential demand response model on the jordanian power sector in winter season (2021)
- [5] Zheng, Y., Yang, S., Cheng, H.: An application framework of digital twin and its case study. Journal of ambient intelligence and humanized computing **10**, 1141–1153 (2019)

























































Input	Canny [11]	Sobel [12]	Prewitt [13]	Roberts [14]	LoG [15]	Ours
						
						
						
						
						
						
						
						

Fig. 3: Visual comparison between baseline edge detection methods and Our proposed solution using NYUD_v2 [8] dataset.

- [6] Zhang, C., Jiang, W., Zhang, Y., Wang, W., Zhao, Q., Wang, C.: Transformer and cnn hybrid deep neural network for semantic segmentation of very-high-resolution remote sensing imagery. *IEEE Transactions on Geoscience and Remote Sensing* **60**, 1–20 (2022)
- [7] Wu, Y., Qin, Y., Qian, Y., Guo, F., Wang, Z., Jia, L.: Hybrid deep learning architecture for rail surface segmentation and surface defect detection. *Computer-Aided Civil and Infrastructure Engineering* **37**(2), 227–244 (2022)
- [8] Arbelaez, P., Maire, M., Fowlkes, C., Malik, J.: Contour detection and hierarchical image segmentation. *IEEE transactions on pattern analysis and machine intelligence* **33**(5), 898–916 (2010)
- [9] Silberman, N., Hoiem, D., Kohli, P., Fergus, R.: Indoor segmentation and support inference from rgb-d images. In: *Computer Vision–ECCV 2012: 12th European Conference on Computer Vision, Florence, Italy, October 7–13, 2012, Proceedings, Part V 12*, pp. 746–760 (2012). Springer
- [10] Ding, L., Goshtasby, A.: On the canny edge detector. *Pattern recognition* **34**(3), 721–725 (2001)
- [11] Irwin, F., *et al.*: An isotropic 3x3 image gradient operator. *Presentation at Stanford AI Project* **1968**, 3 (2014)
- [12] Roberts, L.G.: Machine perception of three-dimensional solids. PhD thesis, Massachusetts Institute of Technology (1963)
- [13] Liu, Y., Cheng, M.-M., Hu, X., Wang, K., Bai, X.: Richer convolutional features for edge detection. In: *Proceedings of the IEEE Conference on Computer Vision and Pattern Recognition*, pp. 3000–3009 (2017)
- [14] Wibisono, J.K., Hang, H.-M.: Traditional method inspired deep neural network for edge detection. In: *2020 IEEE International Conference on Image Processing (ICIP)*, pp.

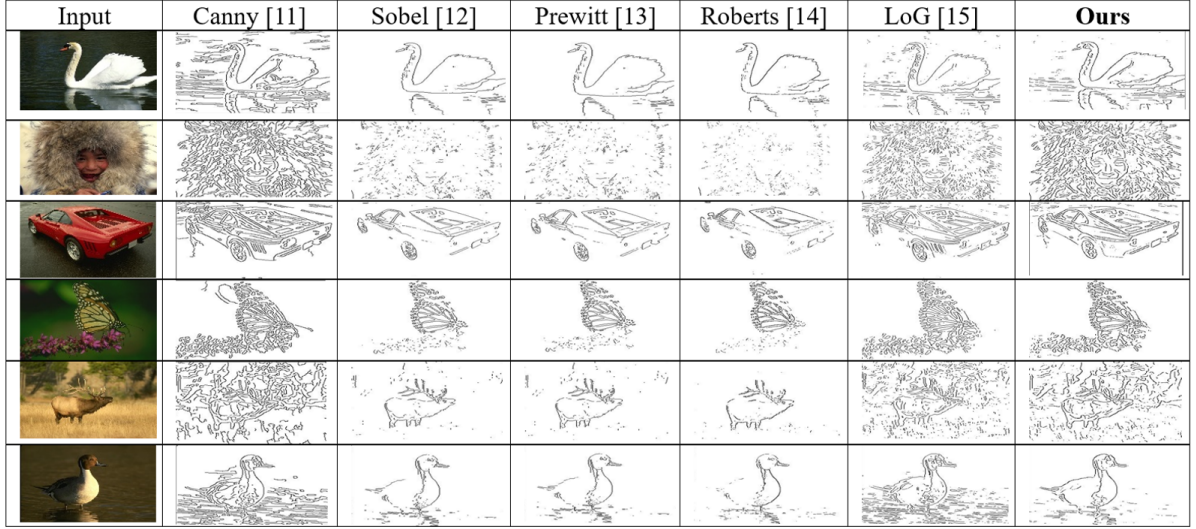


Fig. 4: Visual comparison between baseline edge detection methods and Our proposed solution using BSDS500 [20] dataset.

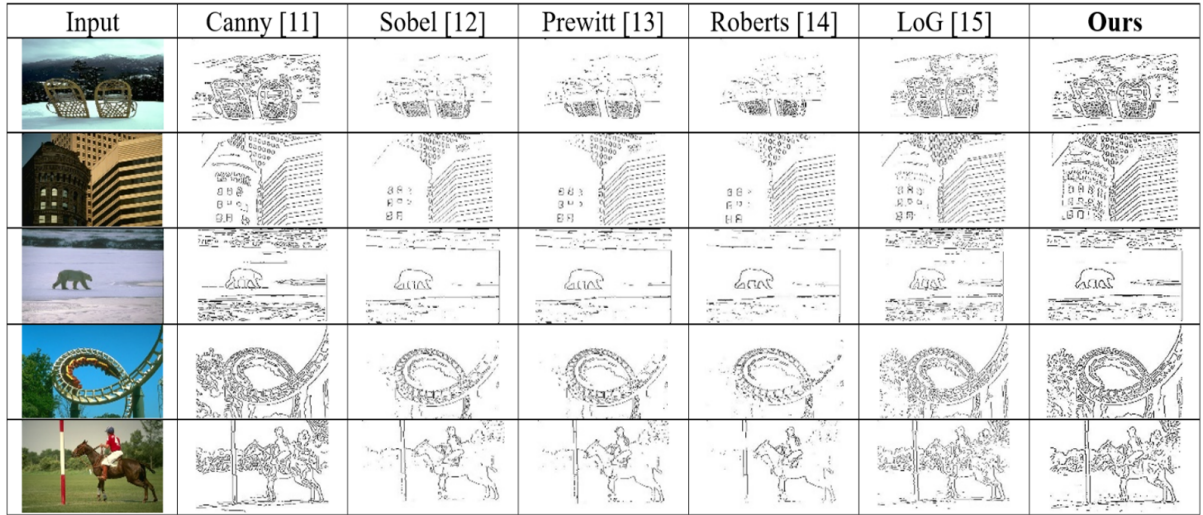


Fig. 5: More on visual comparison between baseline edge detection methods and Our proposed solution using BSDS500 [20] dataset.

678–682 (2020). IEEE

- [15] Wibisono, J.K., Hang, H.-M.: Fined: Fast inference network for edge detection. In: 2021 IEEE International Conference on Multimedia and Expo (ICME), pp. 1–6 (2021). IEEE

- [16] Liu, L., Ma, K., Zheng, Y.: Learning crisp

edge detector using logical refinement network. In: Medical Image Computing and Computer Assisted Intervention–MICCAI 2020: 23rd International Conference, Lima, Peru, October 4–8, 2020, Proceedings, Part IV 23, pp. 332–341 (2020). Springer

- [17] Huan, L., Xue, N., Zheng, X., He, W., Gong,




































Input	Canny [11]	Sobel [12]	Prewitt [13]	Roberts [14]	LoG [15]	Ours
						
						
						
						
						

Fig. 6: Generalization testing of Our proposed solution compared to existing studies on the Flower dataset from Kaggle.

- J., Xia, G.-S.: Unmixing convolutional features for crisp edge detection. *IEEE Transactions on Pattern Analysis and Machine Intelligence* **44**(10), 6602–6609 (2021)
- [18] Chen, J., Ran, X.: Deep learning with edge computing: A review. *Proceedings of the IEEE* **107**(8), 1655–1674 (2019)
- [19] Tariq, N., Hamzah, R.A., Ng, T.F., Wang, S.L., Ibrahim, H.: Quality assessment methods to evaluate the performance of edge detection algorithms for digital image: A systematic literature review. *IEEE Access* **9**, 87763–87776 (2021)
- [20] Martin, D., Fowlkes, C., Tal, D., Malik, J.: A database of human segmented natural images and its application to evaluating segmentation algorithms and measuring ecological statistics. In: *Proceedings Eighth IEEE International Conference on Computer Vision. ICCV 2001*, vol. 2, pp. 416–423 (2001). IEEE
- [21] Prewitt, J.M., *et al.*: Object enhancement and extraction. *Picture processing and Psychopictorics* **10**(1), 15–19 (1970)
- [22] Marr, D., Hildreth, E.: Theory of edge detection. *Proceedings of the Royal Society of London. Series B. Biological Sciences* **207**(1167), 187–217 (1980)
- [23] Pu, M., Huang, Y., Liu, Y., Guan, Q., Ling, H.: Edter: Edge detection with transformer. In: *Proceedings of the IEEE/CVF Conference on Computer Vision and Pattern Recognition*, pp. 1402–1412 (2022)