




# Beyond the first galaxies primordial black holes shine

Antonio Matteri<sup>1</sup> , Andrea Ferrara<sup>1</sup> , and Andrea Pallottini<sup>2</sup> 

<sup>1</sup> Scuola Normale Superiore, Piazza dei Cavalieri 7, 56126 Pisa, Italy

<sup>2</sup> Dipartimento di Fisica “Enrico Fermi”, Università di Pisa, Largo Bruno Pontecorvo 3, Pisa I-56127, Italy

Received: March 24, 2025; Accepted: XXX XX, XXXX

## ABSTRACT

The presence of nine candidate galaxies at  $z = 17$  and  $z = 25$  discovered by the *James Webb Space Telescope* in relatively small sky areas, if confirmed, is virtually impossible to reconcile with current galaxy formation model predictions. We show here that the implied UV luminosity density can be produced by a population of primordial black holes (PBH) of mass  $M_{\text{PBH}} = 10^{4-5} M_{\odot}$  residing in low-mass halos ( $M_h \approx 10^7 M_{\odot}$ ), and accreting at a moderate fraction of the Eddington luminosity,  $\lambda_E \approx 0.36$ . These sources precede the first significant episodes of cosmic star formation. At later times, as star formation is ignited, PBH emission becomes comparable or subdominant with respect to the galactic one. Such a PBH+galaxy scenario reconciles the evolution of the UV LF from  $z = 25$  to  $z = 11$ . If ultra-early sources are purely powered by accretion, this strongly disfavours seed production mechanisms requiring the presence of stars (massive/Pop III stars or clusters) or their UV radiation (direct collapse BHs), leaving PBH as the only alternative solution available so far. Alternative explanations, such as isolated, large clusters ( $\approx 10^7 M_{\odot}$ ) of massive ( $m_{\star} = 10^3 M_{\odot}$ ) of Pop III are marginally viable, but require extreme and unlikely conditions, that can be probed via UV/FIR emission lines or gravitational waves.

**Key words.** Galaxies: evolution – high-redshift – luminosity function – quasars: supermassive black holes

## 1. Introduction

Since the beginning of its operations in July 2022, the *James Webb Space Telescope* (JWST) has obtained a number of pivotal results that are revolutionizing our views of the early Universe. Remarkably, JWST observations have led discovery (Naidu et al. 2022; Castellano et al. 2022; Atek et al. 2023; Labbé et al. 2023) and spectroscopic confirmation (Arrabal Haro et al. 2023; Bunker et al. 2023; Curtis-Lake et al. 2023; Robertson et al. 2023; Wang et al. 2023a; Hsiao et al. 2024; Zavala et al. 2024) of super-early ( $z > 10$ ) galaxies up to redshift  $z \approx 14$  (Carniani et al. 2024), when the Universe was  $\approx 300$  Myr old. These results challenge expectations based on pre-JWST data, theoretical predictions, and perhaps even  $\Lambda$ CDM-based<sup>1</sup> galaxy formation scenarios.

Super-early galaxies are characterized by bright UV luminosities ( $M_{\text{UV}} \lesssim -20$ ), steep UV spectral slopes ( $\beta \lesssim -2.2$ , Topping et al. 2022; Cullen et al. 2024; Morales et al. 2024), compact sizes (effective radius  $r_e \lesssim 100$  pc, Baggen et al. 2023; Morishita et al. 2024b; Carniani et al. 2024), large (for their epoch) stellar masses ( $M_{\star} \approx 10^9 M_{\odot}$ ), thus are sometimes nicknamed “Blue Monsters” (Ziparo et al. 2023). Explaining their relatively large comoving number density ( $n \approx 10^{-5} - 10^{-6} \text{ cMpc}^{-3}$ , see e.g. Casey et al. 2024; Harvey et al. 2025) requires the introduction of new physical ingredients in standard galaxy evolution models.

These additions include (a) high star formation variability (Furlanetto & Mirocha 2022; Mason et al.

2023; Mirocha & Furlanetto 2023; Sun et al. 2023; Pallottini & Ferrara 2023; Gelli et al. 2024), (b) reduced feedback resulting in a higher star formation efficiency (feedback free model, FFB, Dekel et al. 2023; Li et al. 2024), (c) a top-heavy IMF or primordial stars (Inayoshi et al. 2022; Wang et al. 2023b; Trinca et al. 2024; Hutter et al. 2025; Cueto et al. 2024) (d) very low dust attenuation (Attenuation-Free Model, AFM, Ferrara et al. 2023; Ziparo et al. 2023; Fiore et al. 2023; Ferrara 2024a,b; Ferrara et al. 2025). These models have been to a various degree successful in explaining at least in part the statistical or evolutionary properties of the newly discovered super-early galaxy population.

However, JWST data continue to be a source of genuine surprises. Pérez-González et al. (2025) has just reported the discovery of six F200W and three F277W robust dropout sources which are consistent with being at  $z \approx 17$  and  $z \approx 25$ , respectively (see also Harikane et al. 2024; Kokorev et al. 2024; Whittler et al. 2025; Gandolfi et al. 2025; Castellano & al., in prep. 2025). The detection, if confirmed, implies outrageously high number densities, i.e. for  $M_{\text{UV}} = -18$  sources  $\approx 10^{-4.2} (10^{-5}) \text{ Mpc}^{-3}$  at  $z = 17$  ( $z = 25$ ) which - yet again - are at odd with all current models. These ultra-early galaxies, if confirmed spectroscopically, basically falsify all the solutions proposed above. We are then forced to explore what are usually considered to be “beyond standard model” (BSM) scenarios to explain their mere existence in such large numbers, i.e. modification to the  $\Lambda$ CDM model

This typically entails assuming different cosmological scenarios enhancing the halo mass function (HMF) at  $z > 10$  (Haslbauer et al. 2022; Boylan-Kolchin 2023), via the effective modification of the transfer function (Padmanabhan & Loeb 2023) or exploring different models, as such as an early dark energy contribution at  $z \approx 3500$  (Klypin et al. 2021; Shen et al. 2024), the tilt of the primordial power spectrum

<sup>1</sup> Throughout the paper, we assume a flat Universe with the following cosmological parameters:  $\Omega_m = 0.3111$ ,  $\Omega_{\Lambda} = 1 - \Omega_m$ ,  $\Omega_r = 9.1 \times 10^{-5}$ , and  $\Omega_b = 0.04897$ ,  $h = 0.6766$ ,  $\sigma_8 = 0.8102$ , where  $\Omega_m$ ,  $\Omega_{\Lambda}$ ,  $\Omega_r$ , and  $\Omega_b$  are the total matter, vacuum, radiation and baryon densities, in units of the critical density;  $h$  is the Hubble constant in units of  $100 \text{ km s}^{-1} \text{ Mpc}^{-1}$ , and  $\sigma_8$  is the late-time fluctuation amplitude parameter (Planck Collaboration et al. 2020).

(Parashari & Laha 2023), the importance of non-Gaussianities (Biagetti et al. 2023), and the presence of primordial black holes (PBH, Liu & Bromm 2022; Matteri et al. 2025).

Among these modifications, solving the overabundance problem with PBHs is appealing, since their impact tends to decrease with cosmic time. For this reason, PBH solutions do not give rise to insurmountable tensions at  $z < 10$ , contrary to others BSM proposals (Gouttenoire et al. 2023; Sabti et al. 2024). This solution is also particularly attractive as it is known that some of the super-early galaxies (GN-z11, Maiolino et al. 2024a; GHZ2, Castellano et al. 2024; GHZ9, Napolitano et al. 2024; UHZ1, Natarajan et al. 2024) contain massive black holes which contribute significantly to the observed luminosity of the source. In addition, PBH could provide optimal seeds from which supermassive BHs can later grow (Düchting 2004; Kawasaki et al. 2012; Dayal 2024; Ziparo et al. 2024).

In this *Letter*, building on the results from Matteri et al. (2025, M25 hereafter), we propose that the very slow measured decrease of  $\rho_{UV}(z)$  at  $z > 15$  is sustained by PBH even before the first galaxies form in detectable numbers. Hence, ultra-early galaxies could be systems whose emission is completely dominated by accretion onto PBHs rather than of stellar origin.

## 2. Model

M25 presented an effective model, calibrated using data at lower redshifts, to predict the luminosity function (LF) of super-early galaxies including the additional PBH contribution. M25 show that such a model can provide a physical explanation for the overabundance of bright galaxies observed at  $z = 11$ . PBHs can affect the LF in two distinct ways: by (a) enhancing the dark matter power spectrum due to their discrete spatial distribution, and/or (b) contributing accretion luminosity to the host galaxy, i.e. as an AGN.

PBHs are initially distributed according to a lognormal mass function with characteristic mass  $M_{PBH}$ , standard deviation  $\sigma$ , and accounting for a mass fraction  $f_{PBH}$  of the dark matter content of the Universe. Their luminosity is produced at a constant Eddington ratio  $\lambda_E = L/L_E$ , where  $L_E$  is the Eddington luminosity. The original model does not account for PBH growth with time (i.e. the PBH mass is constant). Stellar emission is accounted for by an effective astrophysical model whose parameters are calibrated on the measured LFs in the range  $4 < z < 9$  (see M25, Fig. 2).

Within these simplified settings the overabundance of bright galaxies at  $z \approx 11$  is explained by the model when a small fraction ( $f_{PBH} \approx 10^{-8}$ ) of low-mass ( $M_{PBH} \approx 10^4 M_\odot$ ) PBHs accreting at super-Eddington ( $\lambda_E \approx 10$ ) rates, without violating any of the current constraints from the Cosmic Microwave Background (CMB, Nakama et al. 2018; Serpico et al. 2020).

In the present work, we extend the M25 model by considering PBH growth self-consistently with accretion as follows. For a given radiative efficiency,  $\eta$ , we assume that a PBH formed at the radiation-matter equality redshift,  $z_{eq} = 3400$  (Planck Collaboration et al. 2020) with mass  $M_0$ , by redshift  $z < z_{eq}$  will have a mass

$$M(z) = M_0 \exp \left[ \frac{t(z) - t(z_{eq})}{t_S} \lambda_E \frac{1 - \eta}{\eta} \right] \equiv M_0 g(z, z_{eq}) \quad (1)$$

where  $t_S = 450$  Myr is the Salpeter time (Salpeter 1964),  $t(z)$  is the age of the Universe at redshift  $z$ , and  $g(z, z_{eq})$  the implicitly defined growth function. We fix  $\eta = 0.1$  and leave  $\lambda_E$  as a parameter to be determined by matching the data.

Evolving the initial lognormal distribution via eq. 1 retains such functional form once the parameters are updated as follows:

$$[M_{PBH}, f_{PBH}](z) = g(z, z_{eq}) [M_{PBH}, f_{PBH}](z_{eq}) \quad (2)$$

$$\sigma(z) = \sigma(z_{eq}).$$

Following M25, we seed PBHs in halos above a redshift-dependent mass  $M_{min}$ , implicitly defined by

$$\int_{M_{min}(z)}^{\infty} \frac{dn}{dM_h}(M_h, z) dM_h = n_0 \approx 7.13 \text{ Mpc}^{-3}, \quad (3)$$

where  $n_0$  is the comoving density of halos corresponding to  $M_{min} = 10^{7.5} M_\odot$  at  $z = 11$ , and  $dn/dM_h$  is the halo mass function (HMF). Although this choice can be justified by physical arguments discussed in M25, it is admittedly uncertain. Nevertheless, we have checked that it has only a very minor impact on our results as long as  $M_{min}$  is smaller than  $5 \times 10^7 M_\odot$  at  $z = 11$ . We note that in our scheme both PBHs and dark matter halos grow with time but at different rates, respectively given by eq. 2 and the cosmological accretion rate governing the HMF evolution (eq. 3).

We note that for any  $(\sigma, \lambda_E)$  pair, a degeneracy exists between the other two parameters,  $M_{PBH}$ , and  $f_{PBH}$ , such that the derived UV LF only depends on the ratio of these two quantities. These must satisfy at  $z = 11$  the relation  $M_{PBH} f_{PBH}^{-1} \approx 10^{11.7} M_\odot$  (M25). Then, armed with eq. 2, we build the predicted UV LF at any redshift.

Finally, from the UV LF, we compute the UV luminosity density,  $\rho_{UV}$ , which is defined as

$$\rho_{UV}(z) = \int_{-\infty}^{M_{UV}^{lim}} L_{UV}(M_{UV}) \Phi_{UV}(M_{UV}, z) dM_{UV} \quad (4)$$

where  $L_{UV}$  is the UV luminosity corresponding to the magnitude  $M_{UV}$ ,  $\Phi_{UV}$  is the LF, and  $M_{UV}^{lim}$  is the faint-end magnitude limit, conventionally set to  $-17$ , as in the observational data adopted below.

## 3. Results

Fig. 1 shows the UV LFs predicted by our fiducial model at different redshifts (see Tab. 1 for the parameters). At  $z = 11$  the model nicely matches the observed data. At  $M_{UV} \approx -21$  ( $-19$ ), PBHs contribute about 75% (50%) of the UV luminosity of the source, with the remaining 25% (50%) being produced by stars. Interestingly, at  $z = 11$  our model is virtually indistinguishable from AFM (dashed line) which purely includes unattenuated radiation from stars (i.e. no PBHs).

At  $z = 17$  the AFM predicts a UV LF drop by  $\approx 3$  dex at  $M_{UV} = -19$  that is essentially driven by the steep decline of the HMF, resulting in a source comoving density  $\lesssim 10\times$  the one observed by Pérez-González et al. (2025), if confirmed. Instead, our model matches the data quite well. This is because PBH emission, regulated by their mass growth, declines less steeply than the HMF. As a result, the observed luminosity becomes largely ( $> 90\%$ ) dominated by PBH.

This trend persists as we extend our analysis to  $z = 25$ , as illustrated in the right panel of Fig. 1. Remarkably, the observed UV LF, if confirmed, shows only a relatively modest 10-fold decrease, surpassing even the  $z = 17$  predictions (which align well with data up to  $z = 11 - 12$ ) of galaxy formation models such as the AFM (Ferrara et al. 2025), feedback-free models Li et al. (2024), and semi-analytical approaches

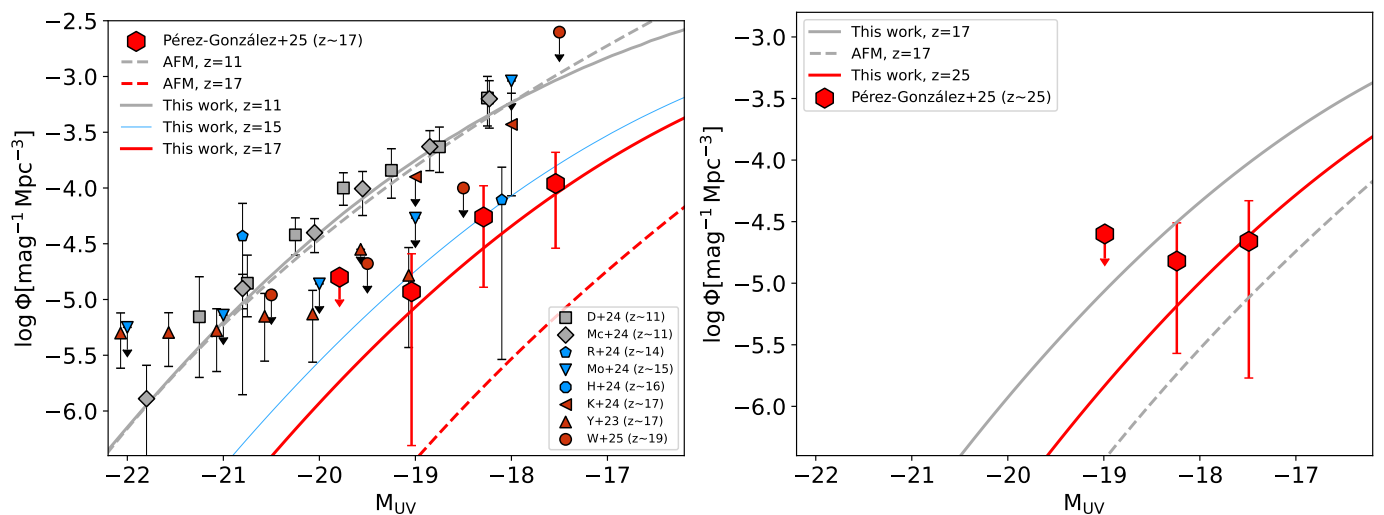


Fig. 1: UV luminosity functions at redshift  $z = 11$ ,  $z = 15$ ,  $z = 17$  (left/right panel), and  $z = 25$  (right panel). Solid lines are our predictions (galaxies + PBHs emission); dashed lines show the AFM (Ferrara et al. 2023) results (galaxies only). Red hexagons are  $z = 17$ ,  $25$  observations from Pérez-González et al. (2025); other points represent data in the range  $11 \leq z \leq 19$  from Donnan et al. (2024); McLeod et al. (2024); Robertson et al. (2024); Morishita et al. (2024a); Harikane et al. (2024); Kokorev et al. (2024); Yan et al. (2023); Whittler et al. (2025).

Table 1: Fiducial values of the parameters regulating PBH properties and evolution.

$z$	$\log f_{\text{PBH}}(z)$	$\log M_{\text{PBH}}(z) [M_{\odot}]$	$\sigma$	$\lambda_E$	$\log M_{\text{min}} [M_{\odot}]$
$z_{\text{eq}} = 3400$	-8.15	3.85	0.72	–	–
25	-7.75	4.25	0.72	0.36	5.78
17	-7.45	4.55	0.72	0.36	6.77
11	-6.86	5.14	0.72	0.36	7.50

**Notes.** The PBHs are distributed with a lognormal mass distribution with peak  $M_{\text{PBH}}$  with constant s.d.  $\sigma = 0.72$  (see eq. 2). They grow via accretion according to eq. 2 with constant Eddington ratio  $\lambda_E = 0.36$ .

(Somerville & al., in prep. 2025). It is noteworthy that even if only one of the candidates is confirmed, the strong tension with previous models remains unresolved. Consequently, it appears that standard galaxy formation models are missing a crucial component, which we propose to be very early or primordial black holes. Indeed, when these are incorporated, our model consistently reproduces the  $z = 25$  UV LF (red curve).

We can corroborate the above conclusions by inspecting the predicted redshift evolution of the UV luminosity density,  $\rho_{\text{UV}}$ , which is compared with available data in Fig. 2. The black line represents our model in which PBH accretion has been turned off, and UV light is produced by stars only. Consistently with most galaxy evolution models,  $\rho_{\text{UV}}$  is in good agreement with the data at  $z \approx 10$ , but falls dramatically at early epochs. Once we include the emission from PBH, however, the observed data, if confirmed, are recovered. In this case  $\rho_{\text{UV}}$  shows a much slower decline.

Such a feature can be understood by first noting (upper panel in Fig. 2) that the UV contribution from stars in the host galaxy drops below 10% already at  $z = 14$ , meaning that ultra-early sources are dominated by PBH light. Combining this result with the relatively slow decrease of the PBH peak mass from  $\log(M_{\text{PBH}}/M_{\odot}) = 5.14$  at  $z = 11$  to  $\log(M_{\text{PBH}}/M_{\odot}) = 4.25$  at  $z = 25$  produced by a moderate accretion rate ( $\lambda_E = 0.36$ ), provides the final interpretation of the trend. Thus, light production in the universe shifts from stars to accretion onto PBHs towards cosmic dawn.

A magnitude  $M_{\text{UV}} \approx -18$  corresponds to a UV luminosity produced by a PBH of mass  $2.2 \times 10^6 M_{\odot}$  accreting at  $\lambda_E = 0.36$ , assuming a bolometric correction  $f_{\text{bol}}(L_{\text{UV}}) = 0.13$  (Shen et al. 2020). This represents a relatively rare ( $2.9\sigma$ ) peak of the PBH mass distribution. Such accreting PBH X-ray luminosity is well below the current *Chandra* detection limits (Xue et al. 2016).

The comoving number density of PBHs is  $n_{\text{PBH}} \propto f_{\text{PBH}}/M_{\text{PBH}}$  when  $\sigma$  is fixed. Such ratio, according to eq. 2 (see also eq. 8 in M25), does not evolve with redshift. This result simply descends from the fact that PBHs only form in the radiation-dominated era, further assuming that they do not evaporate or merge later on. As a result the fiducial model parameters reported in Tab. 1 yield  $n_{\text{PBH}} = 0.008 \text{ Mpc}^{-3}$ . Using the result in eq. 3, this implies that only a tiny ( $n_{\text{PBH}}/n_0 \approx 10^{-3}$ ) fraction of halos above  $M_{\text{min}}$  actually host PBHs. We can use this argument to calculate the typical mass of halos hosting a PBH that shines at  $M_{\text{UV}} = -18$  at  $z = 25$ , which turns out to be  $\log(M_h/M_{\odot}) = 7.5$ , i.e. a ratio  $M_{\text{PBH}}/M_h = 0.07$ .

## 4. Discussion

From the result above, it emerges that ultra-high ( $z > 15$ ) redshift galaxies, if confirmed, constitute an incredibly difficult challenge to theoretical models of galaxy formation. Pushed by this urgency, we have explored an alternative solution provided by PBHs. We find that ultra-early galaxies must be largely, if not

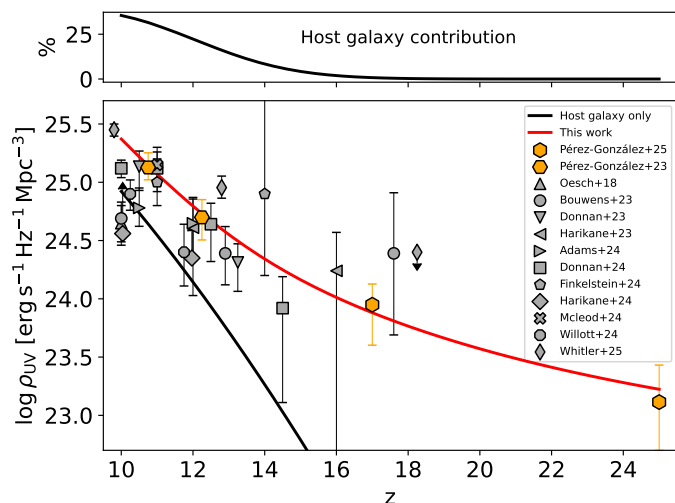


Fig. 2: UV luminosity density (integrated to a limiting magnitude  $M_{UV}^{lim} = -17$  evolution with redshift. Our fiducial galaxy+PBH (galaxy only) model is shown by the red (black) curve. Orange hexagons represent observational data from Pérez-González et al. (2023, 2025); grey symbols are from Oesch et al. (2018); Bouwens et al. (2023); Donnan et al. (2023); Harikane et al. (2023); Adams et al. (2024); Donnan et al. (2024); Finkelstein et al. (2024); Harikane et al. (2024); McLeod et al. (2024); Willott et al. (2024); Whittler et al. (2025). *Top panel*: fractional UV luminosity contribution of the host galaxy with respect to the total one.

completely, dominated by emission from accretion onto PBHs of intermediate mass rather than by stars.

This scenario is so extreme that it entails a number of implications that will require deep inspection. Here we limit ourselves to mention the most obvious ones. Before we present them, though, we note that if the  $z = 25$  candidates are powered by PBHs we expect them to be very compact and show an almost point-like morphology. Indeed, visual inspection of the cutout images of the three objects seems to confirm this hypothesis.

Additionally, if we are seeing the light from the accretion disk, the UV continuum spectrum should follow a simple power-law of the form  $F_\lambda \propto \lambda^\beta$  with  $\beta = -2.33$  (Shakura & Sunyaev 1973). The values measured for the 3 most distant objects in the Pérez-González et al. (2023) sample (midis-z25-1, midis-z25-2, midis-z25-3) are  $\beta = (-2.6 \pm 0.4, -3.0 \pm 0.4, -2.4 \pm 0.6)$ , i.e. basically consistent within  $1\sigma$ , although we note that these values have been derived from only 2 photometric bands, and therefore are probably very uncertain.

The abundance of PBHs is constrained by several observables that would be affected by their presence (Carr et al. 2021). These translate into upper limits on the PBH abundance as a function of their mass. For masses of the order of  $10^{2-5} M_\odot$  these constraints tighten with  $M_{PBH}$  and PBHs more massive than  $10^5 M_\odot$  are virtually incompatible with CMB observations (Chluba et al. 2012; Nakama et al. 2018). Our model requires a relatively small ( $f_{PBH} \approx 10^{-8}$ ) population of mid-mass ( $M_{PBH} \approx 10^4 M_\odot$ ) PBHs (Tab. 1), whose parameters ( $M_{PBH}, f_{PBH}$ ) lie within the current constraints assuming the monochromatic approximation, i.e. all PBHs with the same mass. However, the long tail of the lognormal produces a small amount ( $2\sigma$  outliers) of  $\gtrsim 10^5 M_\odot$  PBHs, which might be in tension with the non-detection of the  $\mu$ -distortion of CMB

(Nakama et al. 2018). However, as reported by Nakama et al. (2018), monochromatic constraints get looser when primordial fluctuations are assumed to be non-Gaussian. Wang et al. (2025) find that limits on extended mass functions are affected even more by non-Gaussianities. A mass function with a shorter tail could comply with current limits still explaining observations at  $z = 25$  as the most massive outliers. We leave the exploration of such a case to future works beyond this letter.

#### 4.1. Implications of the PBHs scenario

*Nature of seeds* – The first implication of our results is that beyond the first galaxies, PBHs were already active and shining. If ultra-early sources are powered by accretion onto BHs, then a stellar origin of the seeds becomes unlikely.

Two popular pathways for seed formation (for a review, see Latif & Ferrara 2016), core-collapse supernovae and dense stellar clusters, both require the presence of stellar progenitors. The third one, direct collapse black holes, requires a strong UV background to prevent fragmentation caused by  $H_2$  formation; the UV radiation again must be initially produced by stars.

The PBHs required by our model have a characteristic mass  $10^{4-5} M_\odot$  already at  $z = 25-17$ . Therefore, they could serve very well as supermassive black hole seeds. Indeed, considering their growth, their mass comes tantalizingly close to that inferred for GN-z11 at  $z = 10.6$ , i.e.  $\log(M_\bullet/M_\odot) = 6.2 \pm 0.3$  (Maiolino et al. 2024b).

*Reionization* – PBH could begin to emit radiation as early as  $z \approx z_{eq}$  potentially illuminating the cosmic Dark Ages ( $60 < z < 1100$ ), the epoch before the formation of the first stars. This emission could, in effect, “erase” the Dark Ages by providing an early source of light.

Additionally, PBHs may influence the reionization of cosmic hydrogen. The comoving ionization rate density is given by the relation  $\dot{N}_{ion} = \xi_{ion} f_{esc} \rho_{UV}$ , with the  $1500\text{\AA} - \text{LyC}$  conversion factor  $\xi_{ion} \approx 10^{26} \text{ Hz erg}^{-1}$  appropriate for accreting black holes (Madau et al. 1999), gives  $\dot{N}_{ion} = 10^{49} f_{esc} \text{ s}^{-1} \text{ Mpc}^{-3}$  at  $z = 25$ . Photo-ionization is balanced by recombinations in the intergalactic medium to give an equilibrium cosmic hydrogen fraction  $(1 - x_{HI}) \approx \dot{N}_{ion} t_{rec} / n_H \approx 0.002 f_{esc}$  at  $z = 25$ . Hence, the ionization due to PBHs is expected to be very modest even if  $f_{esc} = 1$ . However, it is likely that in the configuration in which the PBH accretes at the center of a  $M_h \approx 10^7 M_\odot$  halo at sub-Eddington rates (hence with no radiation-driven outflows clearing the gas),  $f_{esc} \ll 1$ , given the typical absorbing gas column density ( $\gtrsim 10^{21} \text{ cm}^{-2}$ ) in those primordial objects.

#### 4.2. Can they be Pop III stars?

As an alternative to the PBH hypothesis, we can speculate that the observed sources are powered by Pop III stellar clusters. The (bolometric) light-to-mass ratio of individual massive Pop III stars increases from  $\Upsilon = 1405 L_\odot/M_\odot$  for a  $m_\star = 15 M_\odot$  star to  $\Upsilon = 2.7 \times 10^4 L_\odot/M_\odot$  at  $m_\star = 10^3 M_\odot$  (Schaerer 2002; Raiter et al. 2010). To maximize the detection chances, we assume that a cluster of  $m_\star = 10^3 M_\odot$  stars has already formed at  $z = 25$ . We then apply a UV bolometric correction in the restframe wavelength range  $1300 - 1600 \text{ \AA}$  approximately covered by the NIRCcam F356W filter; we get  $f_{bol} \approx 0.016$ , appropriate for a black-body spectrum with  $\log(T_{eff}/K) = 5.026$ . A magnitude  $M_{UV} = -18$ , as observed for the two faintest sources at  $z = 25$ , if confirmed, translates into a UV luminosity  $L_{UV} = 10^{9.55} L_\odot$ . Hence, combining these results, we conclude

that a total Pop III stellar mass of  $M_{\star, \text{III}} \approx 8.2 \times 10^6 M_{\odot}$  is required, equivalent to about 8200 stars each with  $m_{\star} = 10^3 M_{\odot}$ .

The lifetime of such massive stars is very short,  $t_{\star} = 1.9$  Myr (Schaerer 2002). Hence, the duty cycle is approximately  $f_{\text{duty}} = t_{\star}/t(z = 25) = 0.014$ , where  $t(z = 25) = 133.2$  Myr is the cosmic age at  $z = 25$ . Given the observed comoving number density ( $n \approx 10^{-5} \text{Mpc}^{-3}$ ) of such objects and the duty cycle, the cluster of Pop III stars should be hosted by halos with number density  $f_{\text{duty}}^{-1}$  times higher. This corresponds to a halo of mass  $M_h = 9 \times 10^7 M_{\odot}$ , or a virial temperature of  $5 \times 10^4 \text{K}$  characterizing an atomic cooling halo. The gas content of such halo is  $M_g = (\Omega_b/\Omega_m)M_h = 1.4 \times 10^7 M_{\odot} \approx M_{\star, \text{III}}$ . Thus, it would be necessary to convert 60% of the halo gas content into  $m_{\star} = 1000 M_{\odot}$  stars in  $\ll 1.9$  Myr to produce the required luminosity. Hence, if possible at all, very extreme conditions would be required by the Pop III interpretation.

Although very extreme, the Pop III scenario cannot be completely excluded at the moment and should be considered in parallel to the PBH solution proposed here. The HeII $\lambda$ 1640 line luminosity produced by a  $1000 M_{\odot}$  Pop III star is  $4.2 \times 10^5 L_{\odot}$ . The total luminosity of the cluster is then  $L_{\text{HeII}} = 3.4 \times 10^9 L_{\odot}$ . This corresponds to a line flux  $\approx 2.9 \times 10^{-18} \text{erg s}^{-1} \text{cm}^{-2}$  ( $\approx 1.3 \times 10^{-19} \text{erg s}^{-1} \text{cm}^{-2}$ ) at  $z = 17$  ( $z = 25$ ), i.e. it should be detectable by the NIRSpec deep pointings of a JADES-like survey (Eisenstein et al. 2023). Interestingly, the line might also contaminate the F277W (F444W) filter band of  $z = 17$  ( $z = 25$ ) sources making their spectrum bluer (redder). We caution that HeII $\lambda$ 1640 could also be excited by PBH emission.

We should also consider that before such massive stars collapse into a stellar BH at the end of their lives, they could release some non-negligible amount of heavy elements (primarily CNO) in the surrounding medium via mass-loss. According to Marigo et al. (2003), a rotating  $10^3 M_{\odot}$  Pop III star produces (1.18,  $1.7 \times 10^{-5}$ ,  $1.5$ )  $M_{\odot}$  of (C, N, O), respectively. Hence, once diluted in a gas mass approximately equal to  $M_{\star, \text{III}}$ , this corresponds to a gas metallicity  $Z \approx 0.11 Z_{\odot}$ . These elements could in principle produce UV lines detectable by JWST (CIV $\lambda$ 1549, CIII] $\lambda$ 1907, 1909) or by ALMA (e.g. [OI] $\lambda$ 63 $\mu\text{m}$ , [OIII] $\lambda$ 88 $\mu\text{m}$ ), thus allowing to discriminate between the PBH and Pop III scenarios.

Perhaps, the most exciting perspective to clarify the nature of these sources is to use gravitational waves (GW). The stellar BHs leftover by the  $m_{\star} = 10^3 M_{\odot}$  stars part of the Pop III cluster could merge and produce a GW signal. Neglecting mass loss and assuming a complete collapse, the chirp mass of the binary is  $\mathcal{M} = 870 M_{\odot}$ , and the signal would peak at a characteristic frequency  $f_m \approx 10$  Hz. The strain is then  $h \approx 10^{-21} (\text{Gpc}/D_L)$ , where the luminosity distance to  $z = 25$  is  $D_L = 295$  Gpc, giving  $h \approx 3.4 \times 10^{-24}$ . This signal corresponds to a signal-to-noise ratio  $\text{SNR} = 3.4$  for the expected sensitivity of the Einstein Telescope at 10 Hz (Abac et al. 2025). Clearly, this is an intriguing possibility that deserves further study.

## 5. Summary

We have shown that the discovery of nine candidate galaxies at  $z = 17$  and  $z = 25$ , if confirmed, is virtually impossible to reconcile with current galaxy formation model predictions. However, the implied UV luminosity density can be produced by a relatively small ( $f_{\text{PBH}} \approx 10^{-8}$ ) population of primordial black holes (PBH) described with a lognormal distribution of characteristic mass  $M_{\text{PBH}} = 10^{4-5} M_{\odot}$ , typically residing in low-mass halos ( $M_h \approx 10^7 M_{\odot}$ ), and accreting at a moderate fraction of the Ed-

dington luminosity,  $\lambda_E \approx 0.36$ . Both the point-like morphology and the observed blue spectra of the detected sources are consistent with this hypothesis, which furthermore does not violate current constraints on the mass and abundance of PBHs.

PBH sources precede the first significant episodes of cosmic star formation. At later times, as star formation is ignited, PBH emission becomes comparable or subdominant with respect to the hosting galaxy. If ultra-early sources are purely powered by accretion, this strongly disfavors seed production mechanisms requiring the pre-existence of stars (massive/Pop III stars or clusters) or their UV radiation (direct collapse BHs), leaving PBH as the only alternative solution available so far.

Alternative explanations, such as isolated large cluster ( $\approx 10^7 M_{\odot}$ ) of massive ( $m_{\star} = 10^3 M_{\odot}$ ) Pop III stars are marginally viable, but require extreme and very unlikely conditions that can nevertheless be tested via UV (e.g. HeII, CIII]) and FIR (e.g. [CII], [OIII]) emission lines or gravitational waves.

*Acknowledgements.* We thank S. Carniani, M. Castellano, P. Pérez-González, E. Ntormousi, P. Rosati, G. Rodighiero, S. Salvadori, L. Vallini, E. Vanzella, S. Vergani, A. Zanella, and F. Ziparo for useful discussions. AF acknowledges support from the ERC Advanced Grant INTERSTELLAR H2020/740120. Partial support (AF) from the Carl Friedrich von Siemens-Forschungspreis der Alexander von Humboldt-Stiftung Research Award is kindly acknowledged. We gratefully acknowledge the computational resources of the Center for High Performance Computing (CHPC) at SNS. We acknowledge usage of WOLFRAM|ALPHA, the PYTHON programming language (Van Rossum & de Boer 1991; Van Rossum & Drake 2009), ASTROPY (Astropy Collaboration et al. 2013), CORNER (Foreman-Mackey 2016), EMCEE (Foreman-Mackey et al. 2013), HMF (Murray et al. 2013), MATPLOTLIB (Hunter 2007), NUMPY (van der Walt et al. 2011), and SCIPY (Virtanen et al. 2020).

## References

- Abac, A., Abramo, R., Albanesi, S., et al. 2025, The Science of the Einstein Telescope
- Adams, N. J., Conselice, C. J., Austin, D., et al. 2024, *ApJ*, **965**, 169
- Arrabal Haro, P., Dickinson, M., Finkelstein, S. L., et al. 2023, *ApJL*, **951**, L22
- Astropy Collaboration, Robitaille, T. P., Tollerud, E. J., et al. 2013, *A&A*, **558**, A33
- Atek, H., Shuntov, M., Furtak, L. J., et al. 2023, *MNRAS*, **519**, 1201
- Baggen, J. F. W., van Dokkum, P., Labbé, I., et al. 2023, *ApJL*, **955**, L12
- Biagetti, M., Franciolini, G., & Riotto, A. 2023, *ApJ*, **944**, 113
- Bouwens, R., Illingworth, G., Oesch, P., et al. 2023, *MNRAS*, **523**, 1009
- Boylan-Kolchin, M. 2023, *Nature Astronomy*, **7**, 731
- Bunker, A. J., Saxena, A., Cameron, A. J., et al. 2023, *A&A*, **677**, A88
- Carniani, S., Hainline, K., D'Eugenio, F., et al. 2024, *Nature*, **633**, 318
- Carr, B., Kohri, K., Sendouda, Y., & Yokoyama, J. 2021, *Reports on Progress in Physics*, **84**, 116902
- Casey, C. M., Akins, H. B., Shuntov, M., et al. 2024, *ApJ*, **965**, 98
- Castellano, M. & al., in prep. 2025, 0, 0
- Castellano, M., Fontana, A., Treu, T., et al. 2022, *ApJL*, **938**, L15
- Castellano, M., Napolitano, L., Fontana, A., et al. 2024, *ApJ*, **972**, 143
- Chluba, J., Erickcek, A. L., & Ben-Dayan, I. 2012, *ApJ*, **758**, 76
- Cueto, E. R., Hutter, A., Dayal, P., et al. 2024, *A&A*, **686**, A138
- Cullen, F., McLeod, D. J., McLure, R. J., et al. 2024, *MNRAS*, **531**, 997
- Curtis-Lake, E., Carniani, S., Cameron, A., et al. 2023, *Nature Astronomy*, **7**, 622
- Dayal, P. 2024, *A&A*, **690**, A182
- Dekel, A., Sarkar, K. C., Birnboim, Y., Mandelker, N., & Li, Z. 2023, *MNRAS*, **523**, 3201
- Donnan, C. T., McLeod, D. J., Dunlop, J. S., et al. 2023, *MNRAS*, **518**, 6011
- Donnan, C. T., McLure, R. J., Dunlop, J. S., et al. 2024, *MNRAS*, **533**, 3222
- Düchting, N. 2004, *Phys. Rev. D*, **70**, 064015
- Eisenstein, D. J., Willott, C., Alberts, S., et al. 2023, *arXiv e-prints*, [arXiv:2306.02465](https://arxiv.org/abs/2306.02465)
- Ferrara, A. 2024a, *A&A*, **684**, A207
- Ferrara, A. 2024b, *A&A*, **689**, A310
- Ferrara, A., Pallottini, A., & Dayal, P. 2023, *MNRAS*, **522**, 3986
- Ferrara, A., Pallottini, A., & Sommovigo, L. 2025, *A&A*, **694**, A286
- Finkelstein, S. L., Leung, G. C. K., Bagley, M. B., et al. 2024, *ApJL*, **969**, L2
- Fiore, F., Ferrara, A., Bischetti, M., Feruglio, C., & Travascio, A. 2023, *ApJL*, **943**, L27
- Foreman-Mackey, D. 2016, *The Journal of Open Source Software*, **1**, 24

- Foreman-Mackey, D., Hogg, D. W., Lang, D., & Goodman, J. 2013, *Publ. Astr. Soc. Pac.*, **125**, 306
- Furlanetto, S. R. & Mirocha, J. 2022, *Monthly Notices of the Royal Astronomical Society*, 511, 3895
- Gandolfi, G., Rodighiero, G., Bisigello, L., et al. 2025, *arXiv e-prints*, [arXiv:2502.02637](#)
- Gelli, V., Mason, C., & Hayward, C. C. 2024, *ApJ*, **975**, 192
- Gouttenoire, Y., Trifunopoulos, S., Valogiannis, G., & Vanvlasselaer, M. 2023, *arXiv e-prints*, [arXiv:2307.01457](#)
- Harikane, Y., Nakajima, K., Ouchi, M., et al. 2024, *ApJ*, **960**, 56
- Harikane, Y., Ouchi, M., Oguri, M., et al. 2023, *ApJS*, **265**, 5
- Harvey, T., Conselice, C. J., Adams, N. J., et al. 2025, *ApJ*, **978**, 89
- Haslbauer, M., Kroupa, P., Zonoozi, A. H., & Haghj, H. 2022, *ApJL*, **939**, L31
- Hsiao, T. Y.-Y., Abdurro'uf, Coe, D., et al. 2024, *ApJ*, **973**, 8
- Hunter, J. D. 2007, *Computing in Science Engineering*, **9**, 90
- Hutter, A., Cueto, E. R., Dayal, P., et al. 2025, *A&A*, **694**, A254
- Inayoshi, K., Harikane, Y., Inoue, A. K., Li, W., & Ho, L. C. 2022, *ApJL*, **938**, L10
- Kawasaki, M., Kusenko, A., & Yanagida, T. T. 2012, *Physics Letters B*, **711**, 1
- Klypin, A., Poulin, V., Prada, F., et al. 2021, *MNRAS*, **504**, 769
- Kokorev, V., Atek, H., Chisholm, J., et al. 2024, *arXiv e-prints*, [arXiv:2411.13640](#)
- Labbé, I., van Dokkum, P., Nelson, E., et al. 2023, *Nature*, **616**, 266
- Latif, M. A. & Ferrara, A. 2016, *Publ. Astr. Soc. Australia*, **33**, e051
- Li, Z., Dekel, A., Sarkar, K. C., et al. 2024, *A&A*, **690**, A108
- Liu, B. & Bromm, V. 2022, *ApJL*, **937**, L30
- Madau, P., Haardt, F., & Rees, M. J. 1999, *ApJ*, **514**, 648
- Maiolino, R., Scholtz, J., Curtis-Lake, E., et al. 2024a, *A&A*, **691**, A145
- Maiolino, R., Scholtz, J., Wistok, J., et al. 2024b, *Nature*, **627**, 59
- Marigo, P., Chiosi, C., & Kudritzki, R. P. 2003, *A&A*, **399**, 617
- Mason, C. A., Trenti, M., & Treu, T. 2023, *MNRAS*, **521**, 497
- Matter, A., Pallottini, A., & Ferrara, A. 2025, *arXiv e-prints*, [arXiv:2503.01968](#)
- McLeod, D. J., Donnan, C. T., McLure, R. J., et al. 2024, *MNRAS*, **527**, 5004
- Mirocha, J. & Furlanetto, S. R. 2023, *MNRAS*, **519**, 843
- Morales, A. M., Finkelstein, S. L., Leung, G. C. K., et al. 2024, *The Astrophysical Journal Letters*, **964**, L24
- Morishita, T., Mason, C. A., Kreilgaard, K. C., et al. 2024a, *arXiv e-prints*, [arXiv:2412.04211](#)
- Morishita, T., Stiavelli, M., Chary, R.-R., et al. 2024b, *ApJ*, **963**, 9
- Murray, S. G., Power, C., & Robotham, A. S. G. 2013, *Astronomy and Computing*, **3**, 23
- Naidu, R. P., Oesch, P. A., van Dokkum, P., et al. 2022, *ApJL*, **940**, L14
- Nakama, T., Carr, B., & Silk, J. 2018, *Phys. Rev. D*, **97**, 043525
- Napolitano, L., Castellano, M., Pentericci, L., et al. 2024, *arXiv e-prints*, [arXiv:2410.18763](#)
- Natarajan, P., Pacucci, F., Ricarte, A., et al. 2024, *ApJL*, **960**, L1
- Oesch, P. A., Bouwens, R. J., Illingworth, G. D., Labbé, I., & Stefanon, M. 2018, *ApJ*, **855**, 105
- Padmanabhan, H. & Loeb, A. 2023, *ApJL*, **953**, L4
- Pallottini, A. & Ferrara, A. 2023, *A&A*, **677**, L4
- Parashari, P. & Laha, R. 2023, *MNRAS*, **526**, L63
- Pérez-González, P. G., Costantin, L., Langeroodi, D., et al. 2023, *ApJL*, **951**, L1
- Pérez-González, P. G., Östlin, G., Costantin, L., et al. 2025, *arXiv e-prints*, [arXiv:2503.15594](#)
- Planck Collaboration, Aghanim, N., Akrami, Y., et al. 2020, *A&A*, **641**, A6
- Raiter, A., Schaerer, D., & Fosbury, R. A. E. 2010, *A&A*, **523**, A64
- Robertson, B., Johnson, B. D., Tacchella, S., et al. 2024, *ApJ*, **970**, 31
- Robertson, B. E., Tacchella, S., Johnson, B. D., et al. 2023, *Nature Astronomy*, **7**, 611
- Sabti, N., Muñoz, J. B., & Kamionkowski, M. 2024, *Phys. Rev. Lett.*, **132**, 061002
- Salpeter, E. E. 1964, *ApJ*, **140**, 796
- Schaerer, D. 2002, *A&A*, **382**, 28
- Serpico, P. D., Poulin, V., Inman, D., & Kohri, K. 2020, *Physical Review Research*, **2**, 023204
- Shakura, N. I. & Sunyaev, R. A. 1973, *A&A*, **24**, 337
- Shen, X., Hopkins, P. F., Faucher-Giguère, C.-A., et al. 2020, *MNRAS*, **495**, 3252
- Shen, X., Vogelsberger, M., Boylan-Kolchin, M., Tacchella, S., & Naidu, R. P. 2024, *MNRAS*, **533**, 3923
- Somerville, R. & al., in prep. 2025, 0, 0
- Sun, G., Faucher-Giguère, C.-A., Hayward, C. C., & Shen, X. 2023, *MNRAS*, **526**, 2665
- Topping, M. W., Stark, D. P., Endsley, R., et al. 2022, *ApJ*, **941**, 153
- Trinca, A., Schneider, R., Valiante, R., et al. 2024, *Monthly Notices of the Royal Astronomical Society*, **529**, 3563
- van der Walt, S., Colbert, S. C., & Varoquaux, G. 2011, *Computing in Science Engineering*, **13**, 22
- Van Rossum, G. & de Boer, J. 1991, *CWI Quarterly*, **4**, 283
- Van Rossum, G. & Drake, F. L. 2009, *Python 3 Reference Manual* (Scotts Valley, CA: CreateSpace)
- Virtanen, P., Gommers, R., Oliphant, T. E., et al. 2020, *Nature Methods*, **17**, 261
- Wang, B., Fujimoto, S., Labbé, I., et al. 2023a, *ApJL*, **957**, L34
- Wang, Y.-Y., Lei, L., Yuan, G.-W., & Fan, Y.-Z. 2023b, *ApJL*, **954**, L48
- Wang, Z.-H., Huang, H.-L., & Piao, Y.-S. 2025, *arXiv e-prints*, [arXiv:2501.08542](#)
- Whitler, L., Stark, D. P., Topping, M. W., et al. 2025, *arXiv e-prints*, [arXiv:2501.00984](#)
- Willott, C. J., Desprez, G., Asada, Y., et al. 2024, *ApJ*, **966**, 74
- Xue, Y. Q., Luo, B., Brandt, W. N., et al. 2016, *ApJS*, **224**, 15
- Yan, H., Sun, B., Ma, Z., & Ling, C. 2023, *arXiv e-prints*, [arXiv:2311.15121](#)
- Zavala, J. A., Castellano, M., Akins, H. B., et al. 2024, *Nature Astronomy* [[arXiv:2403.10491](#)]
- Ziparo, F., Ferrara, A., Sommovigo, L., & Kohandel, M. 2023, *MNRAS*, **520**, 2445
- Ziparo, F., Gallerani, S., & Ferrara, A. 2024, *arXiv e-prints*, [arXiv:2411.03448](#)