

Generative AI for Validating Physics Laws

Maria Nareklishvili*

*Graduate School of Business
Stanford University*

Nicholas Polson†

*Booth School of Business
University of Chicago*

Vadim Sokolov‡

*Department of Systems Engineering
and Operations Research
George Mason University*

March 26, 2025

Abstract

We present generative artificial intelligence (AI) to empirically validate fundamental laws of physics, focusing on the Stefan-Boltzmann law linking stellar temperature and luminosity. Our approach simulates counterfactual luminosities under hypothetical temperature regimes for each individual star and iteratively refines the temperature-luminosity relationship in a deep learning architecture. We use Gaia DR3 data and find that, on average, temperature’s effect on luminosity increases with stellar radius and decreases with absolute magnitude, consistent with theoretical predictions. By framing physics laws as causal problems, our method offers a novel, data-driven approach to refine theoretical understanding and inform evidence-based policy and practice.

1 Stefan-Boltzmann Law and Stellar Radiation

The Stefan-Boltzmann law represents one of the fundamental principles in astrophysics, describing the relationship between a star’s temperature and its total energy output. This law, discovered empirically by Josef Stefan in 1879 and theoretically derived by Ludwig Boltzmann in 1884, states that the total power (L) radiated by a black body is proportional to the fourth power of its absolute temperature. Mathematically, the law is expressed as:

$$L = 4\pi R^2 \sigma T^4,$$

*Corresponding author; e-mail: marnar@stanford.edu. Replication code is available at <https://github.com/marnare/generativeAI>.

†E-mail: ngp@chicagobooth.edu

‡E-mail: vsokolov@gmu.edu

where L is the luminosity (total radiated power) in watts (W), R is the star’s radius in meters (m), T is its surface temperature in Kelvin (K), and σ is the Stefan-Boltzmann constant. The fourth-power dependence on temperature (T^4) makes this relationship particularly powerful and explains why even small changes in stellar temperature result in dramatic changes in luminosity. For instance, if a star’s surface temperature doubles, its luminosity increases by a factor of sixteen, assuming constant radius. The factor $4\pi R^2$ represents the surface area of the star, acknowledging that radiation is emitted from the entire stellar surface. This law forms the basis for understanding stellar evolution, helping astronomers classify stars and determine their position on the Hertzsprung-Russell diagram (Langer and Kudritzki, 2014). It also explains why hotter stars appear significantly brighter than cooler ones of similar size, making it a cornerstone principle in modern astrophysics.

While the Stefan-Boltzmann law is theoretically precise, several limitations arise in practice. The fundamental limitation stems from the black body approximation itself. Real stars are not perfect black bodies, possessing varying degrees of emissivity (ϵ). Temperature non-uniformity presents another significant challenge. Stars typically have non-uniform surface temperatures, with features like sunspots and stellar atmospheres causing local temperature variations. The temperature used in calculations (T) is typically an effective temperature rather than a true surface temperature, introducing potential discrepancies in luminosity calculation. Atmospheric distortion affects ground-based observations, while distance uncertainties impact stellar radius measurements. Instrumental limitations, calibration errors, and resolution constraints for distant stars all contribute to measurement uncertainty. These technical limitations can significantly affect the precision of our measurements and, consequently, the accuracy of luminosity calculations. Moreover, Stellar atmospheres play a crucial role in modifying radiation patterns. Through processes of absorption and re-emission of radiation, scattering effects, chemical composition variations, and temperature gradients within the atmosphere, the observed radiation can deviate substantially from theoretical predictions. These atmospheric effects can be particularly pronounced in stars with dense or complex atmospheres, leading to significant departures from the simple Stefan-Boltzmann relationship. Although an emissivity factor (ϵ) is often introduced, the precise way to incorporate all these deviations remains unclear. In particular, it is unknown whether these latent, unobserved factors act additively, multiplicatively, or through some more complex functional relationship. This fundamental uncertainty limits the development of more accurate stellar models and underscores the need for data-driven models to validate the law.

We propose the use of generative artificial intelligence for modeling how physical quantities—such as a star’s luminosity—arise from underlying variables like temperature or radius, even when their precise relationships are uncertain. Our approach starts with the potential outcomes framework in causal analysis (Rubin, 2005), a foundational framework for defining and reasoning about causal effects. In this framework, each unit (e.g., a star) is conceptualized as having a set of potential outcomes—the values the outcome variable (e.g., luminosity) would take under each possible value of a treatment or causal variable (e.g., temperature). For instance, a star has one potential luminosity if its temperature is high and another if its temperature is low. Only one of these outcomes is observed (the one corresponding to the actual temperature) at a time, while the others remain counterfactual. The causal effect is defined as the difference between these potential, unobserved outcomes. Since the total radiated power under different temperature conditions cannot be simultaneously observed

for a given star, we simulate counterfactual outcomes using prior assumptions about the temperature–luminosity relationship. Then the resulting (prior) causal effect is defined as the difference between two potential outcomes for each individual star: its luminosity under a high-temperature condition versus that under a low-temperature condition.

The simulated hypothetical states enable a reverse-inference approach: rather than imposing a fixed functional form, we infer the underlying dependencies by examining how observed luminosities—modeled as weighted averages of simulated potential outcomes—convert back to the simulated causal effect of temperature on the luminosity. Mathematically, this corresponds to updating our knowledge about the full distribution of possible temperature-induced variations in stellar brightness after having observed the realized luminosities. In this framework, we employ a deep learner to reconstruct and iteratively update prior causal effects.

The generative AI is not constrained to any specific physics law but is particularly powerful for systems like the Stefan-Boltzmann law, where the relationships of the variables may not be fully deterministic. By simulating counterfactual scenarios—what a star’s luminosity would be under different temperatures—we learn the full distribution of effects, capturing how marginal changes in temperature influence a star’s total radiated power. The generative AI redefines how we infer relationships between variables. It allows us to test the fundamental dependencies between temperature, radius, and luminosity while isolating star-specific effects. By treating luminosity as an outcome of counterfactual scenarios, we move beyond static models to quantify the precise, system-wide interactions governing stellar luminosity.

We empirically validate key predictions of the Stefan-Boltzmann law by analyzing main sequence stars from the Gaia DR3 catalog. The findings indicate that the temperature has a significantly strong effect on stellar luminosity. This effect increases with stellar radius, confirming the theoretical R^2 relationship. The effect of temperature on stellar luminosity is inversely related to absolute magnitude, indicating that intrinsically brighter stars are more sensitive to temperature changes. These findings align with theoretical knowledge even in the presence of uncertainty.

Our work contributes to an emerging literature on understanding and leveraging artificial intelligence (AI) to strategically refine decision-making in complex systems. [Silver et al. \(2017\)](#) demonstrate how deep reinforcement learning can surpass human expertise in strategic games and optimization problems, [Tzachor et al. \(2022\)](#) explore AI’s potential in shaping and informing policy decisions, [Kalinin et al. \(2022\)](#) use machine learning to reveal atomic-scale mechanisms in physics and materials science, [Meuris et al. \(2023\)](#) illustrate how AI models can lead to new insights when integrated with existing bodies of knowledge. [Brunton and Kutz \(2024\)](#) demonstrate the potential of deep learning in solving partial differential equations. In this spirit, we propose generative AI in a causal framework to validate established relationships, refine theoretical understanding, and inform evidence-based policy and practice.

2 Generative AI for Modeling Stellar Luminosity

The Stefan-Boltzmann law describes a unidirectional causal relationship in which temperature determines luminosity. This directionality is physically grounded: an object’s tempera-

ture dictates the amount of energy it emits per unit area, thereby determining its luminosity. Importantly, this relationship does not operate in reverse—luminosity does not directly influence temperature. Because the causal direction is well established and unambiguous, the Stefan-Boltzmann law serves as an ideal example for our framework, allowing us to clearly distinguish the cause (temperature) from the effect (luminosity).

For this interpretation to be causal, changes in stellar temperature must occur independently of other factors that might influence luminosity. In other words, temperature variations should be exogenous—driven by processes that do not directly affect the star’s luminosity through other channels. This condition can be satisfied in stellar evolution when temperature changes result from external factors like interstellar medium interactions or internal nuclear processes that operate independently of the radiation mechanism.

We begin with a sample of $s = 1, \dots, S$ stars, each characterized by a radius X_s and a binary temperature state D_s , where $D_s = 1$ indicates high-temperature and $D_s = 0$ indicates low-temperature. For each star s , we consider two potential luminosities $Y_s(0)$ and $Y_s(1)$, representing the star’s luminosity under low and high temperature states respectively. The difference between these potential luminosities:

$$\theta_s = Y_s(1) - Y_s(0)$$

represents the causal effect of temperature on that star’s luminosity. However, we only observe each star in one temperature state at a time, so the observed luminosity is:

$$Y_s = (1 - D_s)Y_s(0) + D_sY_s(1).$$

This creates the fundamental “missing data problem” - we never observe both temperature states for the same star simultaneously. To estimate the temperature effect θ_s from the observed data, we develop a generative model based on the quantile function (inverse CDF) representation. For a star with radius $X_s = x$, the expected temperature effect (known as conditional average treatment effect in causal analysis) is:

$$\theta_s = \mathbb{E}[Y_s(1) - Y_s(0)|X_s = x] = \int_0^1 F_{Y(1)|X=x}^{-1}(q) dq - \int_0^1 F_{Y(0)|X=x}^{-1}(q) dq,$$

where $F_{Y(d)|X=x}^{-1}$ represents the quantile function of luminosity under each temperature state. To estimate this effect, we employ a deep neural network that approximates these quantile functions through a Fourier series expansion:

$$F_{Y(d)|X=x}^{-1}(q) \approx \sum_{k=0}^K \beta_k(x, \theta) \cos(k\pi q).$$

Here, $\beta_k(x, \theta)$ is a deep learner and represents how luminosity responds to temperature changes for stars of different characteristics, such as radius, and absolute magnitude. The network parameters θ (comprising all weights and biases of the network) are drawn from a prior distribution (uniform here), allowing us to control for prior uncertainty about temperature-luminosity relationship for each individual star. For each forward pass through the network, we sample quantile levels q uniformly from $[0, 1]$, enabling us to fully approximate inverse

cumulative distribution of stellar luminosity. The estimand for the temperature effect on luminosity is then given as:

$$\hat{\theta}_s = \mathbb{E}_q \left[F_{Y(1)|X=x}^{-1}(q) - F_{Y(0)|X=x}^{-1}(q) \right],$$

and the estimate of the temperature effect on luminosity for each star is computed by averaging over M quantile levels:

$$\hat{\theta}_s = \frac{1}{M} \sum_{m=1}^M \left[\sum_{k=0}^K \hat{\beta}_k(x, \hat{\theta}) \cos(k\pi q_m) \right]_{d=1} - \left[\sum_{k=0}^K \hat{\beta}_k(x, \hat{\theta}) \cos(k\pi q_m) \right]_{d=0}$$

This framework aligns the Stefan-Boltzmann law with a deep learner by learning how temperature changes influence stellar luminosity for each individual star. $\hat{\beta}_k(x, \theta)$ learns personalized causal patterns in how stars respond to temperature variations, while respecting the fundamental constraint that we never observe the same star in multiple temperature states simultaneously. Figure 1 summarizes the framework ¹.

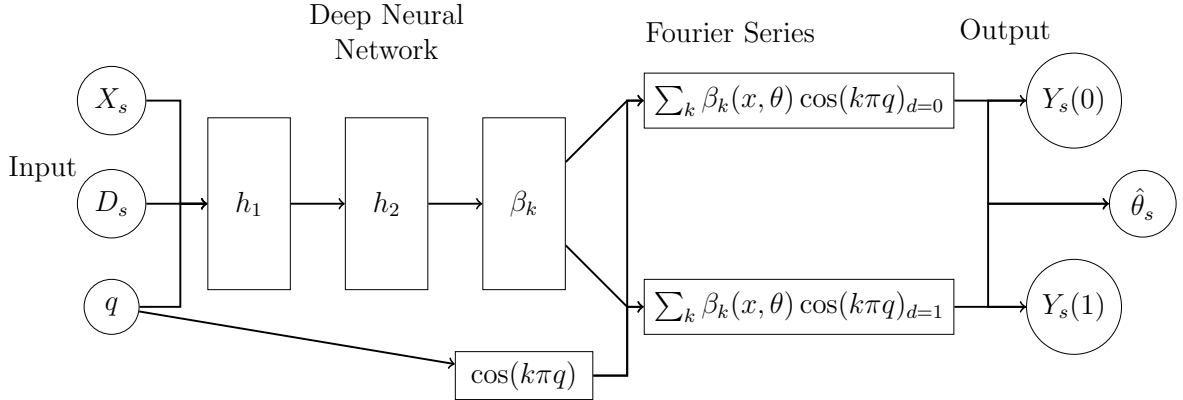


Figure 1: Architecture of the generative AI in a causal framework. The model takes star features (X_s), temperature state (D_s), and quantile level (q) as inputs. Through a deep neural network, it learns Fourier coefficients (β_k) that combine with cosine basis functions to estimate potential luminosities under both temperature states ($Y_s(0)$, $Y_s(1)$). The difference between these potential outcomes yields the estimated temperature effect ($\hat{\theta}_s$) for each star. Each hidden layer h_i for $i \in [1, 2]$ uses a ReLU activation function. We use Adam optimization algorithm for updating parameters.

3 Data-Driven Validation of Stefan-Boltzmann Law

We use stellar data from the Gaia Data Release 3 (DR3), publicly available through the European Space Agency’s archive ². From this vast catalog of over 1.8 billion stars, we focus on main sequence stars with their fundamental properties: surface temperature (measured

¹The algorithm is inspired by generative methods proposed by Polson and Sokolov (2023, 2024); Polson et al. (2024).

²Data can be download at <https://github.com/YBIFoundation/Dataset/blob/main/Stars.csv>.

in Kelvin), radius (in solar radii, R_{\odot}), absolute magnitude (indicating intrinsic brightness), and luminosity (in solar luminosities, L_{\odot}). Our final sample comprises $S = 240$ stars where 50% of them are used for building a deep learner, and 50% of them for predicting causal effects.

Figure 2 presents the distribution of the effect of surface temperature on stellar luminosity. The x-axis represents the estimated effect of temperature on luminosity, while the y-axis indicates the density of these effects across a sample of stars. The distribution is right-skewed, with the majority of values concentrated around lower positive effects and a long tail extending towards higher values. The mean effect, marked by the dashed line, suggests that an increase in surface temperature generally leads to higher luminosity. This positive relationship aligns with theoretical expectations from the Stefan-Boltzmann law, which states that luminosity increases with the fourth power of temperature. The rightward skew indicates that for most stars, temperature has a moderate impact on luminosity, while a smaller subset of high-temperature stars experience disproportionately large increases in luminosity.

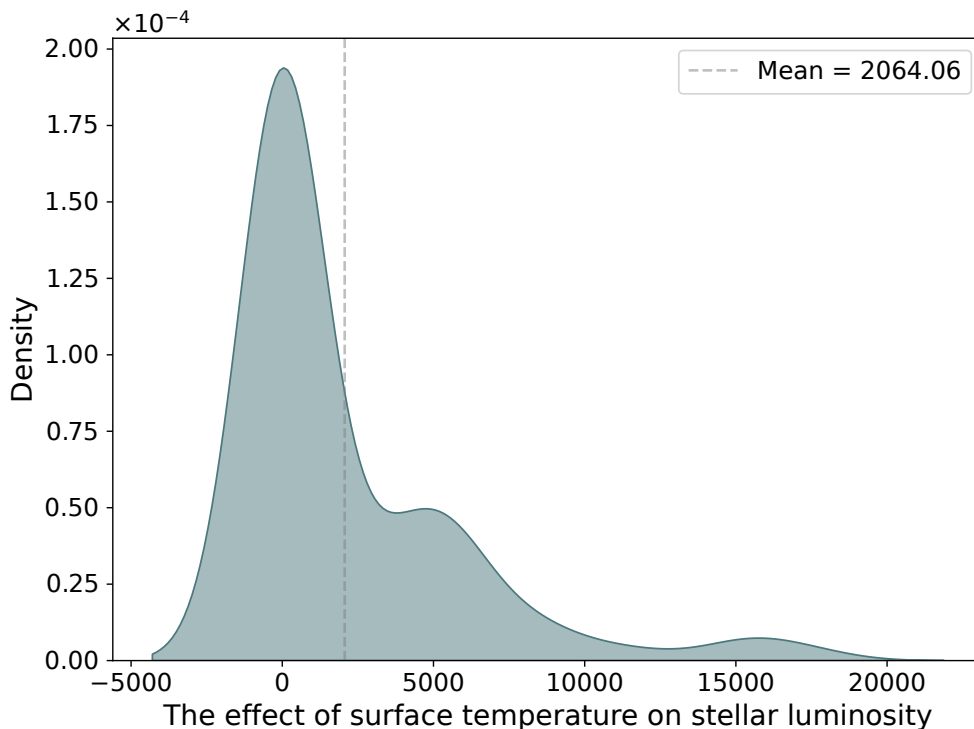
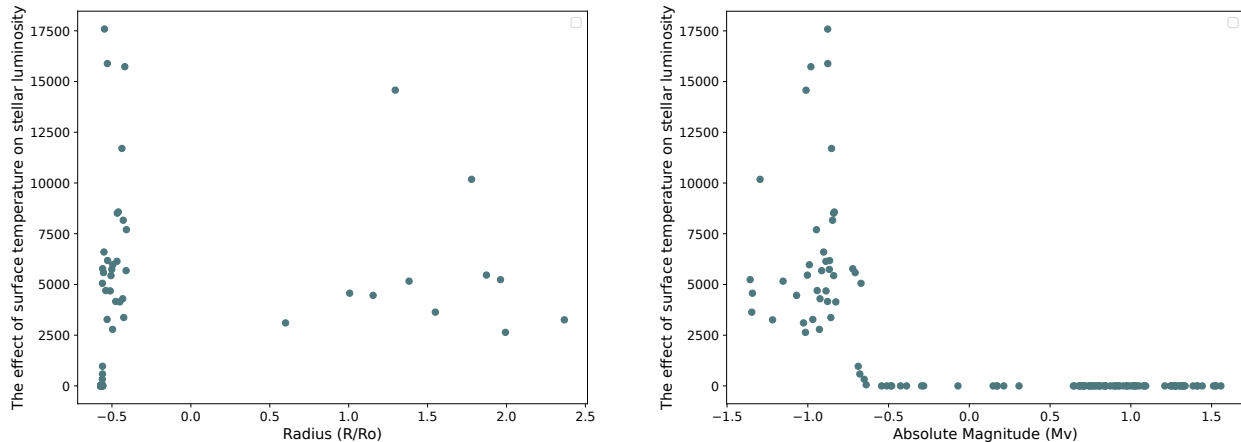


Figure 2: The distribution of stellar temperature effect on luminosity.

Figure 3 presents two scatter plots illustrating the relationship between the effect of surface temperature on stellar luminosity and two key stellar properties: radius (left) and absolute magnitude (right). The y-axis in both plots represents the effect of surface temperature on luminosity, while the x-axis in the left panel corresponds to the stellar radius (normalized by the Sun’s radius), and the x-axis in the right panel represents absolute magnitude.

In panel (a), we observe that as the radius increases, the temperature effect on luminosity tends to be higher on average. This is consistent with the Stefan-Boltzmann law, which

states that luminosity depends on both the square of the radius and the fourth power of temperature ($L \propto R^2 T^4$). Larger stars generally have a stronger temperature-driven variations in luminosity. Panel (b) shows that the temperature effect on luminosity negatively correlates with absolute magnitude. Since absolute magnitude is inversely related to intrinsic brightness (i.e., more luminous stars have lower magnitude values), we see that objects with higher luminosity experience a greater temperature effect. This result aligns with our understanding that hotter, more massive stars have a stronger dependence on temperature compared to smaller, cooler stars.



(a) Temperature effects vs standardized stellar radius.

(b) Temperature effects vs standardized absolute magnitude.

Figure 3: The distribution of temperature effects on stellar luminosity. Panel (a) shows how temperature effects vary with stellar radius (R/R_o), while panel (b) illustrates the relationship between temperature effects and absolute magnitude (M_v).

4 Discussion

We demonstrate how generative AI can validate fundamental physics laws. While the Stefan-Boltzmann law predicts a deterministic relationship between temperature and luminosity, our framework reveals the full distribution of temperature effects, accounting for measurement uncertainties and deviations from ideal conditions. The framework’s ability to handle counterfactual scenarios offers new possibilities for astronomical research, circumventing the limitation that we can only observe objects in one state at a time. An empirical analysis of main sequence stars from the Gaia Data Release 3 (DR3) confirms a positive relationship between stellar temperature and luminosity, as well as an inverse relationship between the effect of temperature on stellar luminosity and absolute magnitude. Future work could extend this framework to other physics laws where theoretical predictions and observations show systematic discrepancies, integrate additional stellar parameters to capture more complex relationships, and incorporate methods for counterfactual predictions in observational data.

References

- Athey, S., Tibshirani, J., and Wager, S. (2019). Generalized random forests. *The Annals of Statistics*, 47(2):1148–1178.
- Brunton, S. L. and Kutz, J. N. (2024). Promising directions of machine learning for partial differential equations. *Nature Computational Science*, 4(7):483–494.
- Kalinin, S. V., Ghosh, A., Vasudevan, R., and Ziatdinov, M. (2022). From atomically resolved imaging to generative and causal models. *Nature Physics*, 18(10):1152–1160.
- Langer, N. and Kudritzki, R. (2014). The spectroscopic hertzsprung-russell diagram. *Astronomy & Astrophysics*, 564:A52.
- Meuris, B., Qadeer, S., and Stinis, P. (2023). Machine-learning-based spectral methods for partial differential equations. *Scientific Reports*, 13(1):1739.
- Polson, N., Ruggeri, F., and Sokolov, V. (2024). Generative Bayesian Computation for Maximum Expected Utility. *Entropy*, 26(12):1076.
- Polson, N. and Sokolov, V. (2024). Generative modeling: A review. *arXiv preprint arXiv:2501.05458*.
- Polson, N. G. and Sokolov, V. (2023). Generative ai for bayesian computation. *arXiv preprint arXiv:2305.14972*.
- Rubin, D. B. (2005). Causal inference using potential outcomes: Design, modeling, decisions. *Journal of the American statistical Association*, 100(469):322–331.
- Silver, D., Schrittwieser, J., Simonyan, K., Antonoglou, I., Huang, A., Guez, A., Hubert, T., Baker, L., Lai, M., Bolton, A., et al. (2017). Mastering the game of go without human knowledge. *nature*, 550(7676):354–359.
- Tzachor, A., Sabri, S., Richards, C. E., Rajabifard, A., and Acuto, M. (2022). Potential and limitations of digital twins to achieve the sustainable development goals. *Nature Sustainability*, 5(10):822–829.

A Supplementary Material

A.1 Loss in a Deep Learner

For each star s and temperature state d , with sampled quantile $q \sim \text{Uniform}[0, 1]$, we minimize:

$$\mathcal{L}(\theta) = w_1 \mathcal{L}_{\text{treat}} + w_2 \mathcal{L}_{\text{quant}} + w_3 \mathcal{L}_{\text{MSE}}$$

where:

1. $\mathcal{L}_{\text{treat}}$ is the binary cross-entropy for temperature state prediction:

$$\mathcal{L}_{\text{treat}} = \frac{1}{S} \sum_{s=1}^S [D_s \log(\sigma(\pi_s)) + (1 - D_s) \log(1 - \sigma(\pi_s))]$$

2. $\mathcal{L}_{\text{quant}}$ is the quantile regression loss:

$$\mathcal{L}_{\text{quant}} = \frac{1}{S} \sum_{s=1}^S \max(qe_s, (q - 1)e_s)$$

3. \mathcal{L}_{MSE} is the mean squared prediction error:

$$\mathcal{L}_{\text{MSE}} = \frac{1}{S} \sum_{s=1}^S e_s^2$$

where $e_s = Y_s(d) - \sum_{k=0}^K \beta_k(x, \theta) \cos(k\pi q)$ is the prediction error for star s , $\beta_k(x, \theta)$ are the Fourier coefficients learned by the deep neural network with parameters θ . The term $\sigma(\pi_s)$ represents the predicted probability of a star being in the high-temperature state ($D_s = 1$), which helps account for potential confounding between stellar characteristics and temperature states, with D_s being the observed temperature state.

A.2 Comparison to Generalized Random Forest

We compare our generative framework with the Generalized Random Forest (GRF) method, a machine-learning approach for estimating heterogeneous treatment effects, such as the impact of temperature on stellar luminosity, using ensemble learning and causal inference (Athey et al., 2019). While GRF is effective in large datasets, our analysis confirms that it yields implausible negative effects when applied to small samples—a known limitation also noted by its authors.

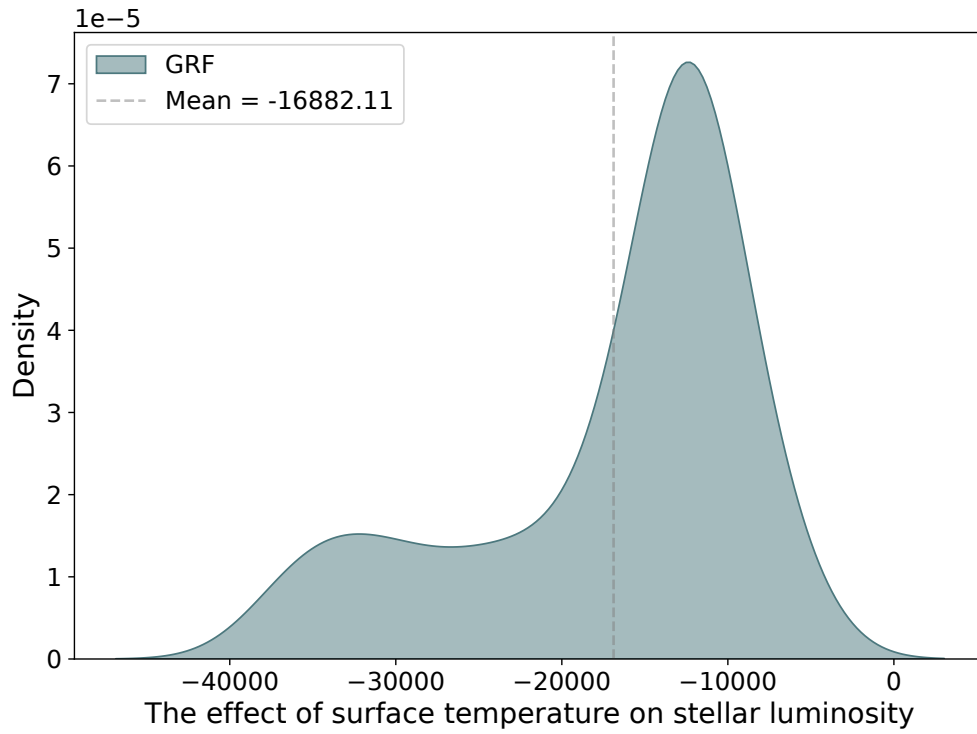


Figure 4: Distribution of the estimated effect of stellar temperature on luminosity using the generalized random forest method.