

Fingerprinting Implementations of Cryptographic Primitives and Protocols that Use Post-Quantum Algorithms

Tushin Mallick
mallick.tu@northeastern.edu
Northeastern University

Ramana Kompella
rkompell@cisco.com
Cisco Research

Ashish Kundu
ashkundu@cisco.com
Cisco Research

Cristina Nita-Rotaru
c.nitarotaru@northeastern.edu
Northeastern University

Abstract

Fingerprinting is a technique used to create profiles of systems to identify potential threats, weaknesses, and malicious activities. For cryptographic primitives and network protocols such fingerprinting can be exploited by attackers to conduct denial-of-service, key recovery, or downgrade attacks.

In this paper, we study the feasibility of fingerprinting post-quantum (PQ) algorithms by analyzing implementations of primitives such as key exchange and digital signatures, their usage within secure protocols, and integration into SNARK generation libraries. Unlike traditional cryptographic algorithms, PQ algorithms have larger memory needs and higher computation costs. Our research examines **liboqs** and **CIRCL** libraries, PQ implementations of the TLS, SSH, QUIC, OpenVPN and Open ID Connect(OIDC) protocols across Windows, Ubuntu, and MacOS, and two SNARK generation and verification libraries - **pysnark** and **lattice_zksnark** on Ubuntu. Experimental results reveal that, depending on computational workload, (1) we can distinguish between classical and PQ key exchange and digital signature algorithms with accuracies of 98% and 100%, respectively; (2) we can guess the used algorithm within PQ key exchange or digital signature algorithms with 97% and 86% accuracy, respectively; (3) we can distinguish between implementation of the same algorithm in the **liboqs** and **CIRCL** libraries for key exchange and digital signature with 97% and 100% accuracy, respectively; and (4) within the same library –**CIRCL** we can distinguish the PQ and hybrid key exchange algorithm implementations with 97% accuracy. In the case of secure protocols, it is possible to (1) discern whether the key exchange is classical or PQ, and (2) identify the specific PQ key exchange algorithm employed. Finally, the SNARK generation and verification of **pysnark** and **lattice_zksnark** are distinguishable with an accuracy of 100%. We demonstrate the applicability of our fingerprinting methods to real systems by applying them to the Tranco dataset to identify domains that use PQ key exchange for TLS, and by integrating them in QUARTZ, an open source risk and threat analyzer created by CISCO.

1 Introduction

Quantum computing is a field of information technology that uses the principles of quantum mechanics to process and manipulate data in fundamentally new ways, allowing it to solve complex problems exponentially faster than classical computers. One of the fields where quantum computers will have a significant impact is cryptography as cryptographic primitives such as RSA digital signatures and Diffie-Hellman key exchange rely their security on computational problems. While quantum computers are not yet practical for most real-world attacks on classical cryptography, a new research direction emerged to design schemes that can withstand such attacks and secure data against future quantum attackers.

NIST conducted a multi-year process to solicit, evaluate, and standardize cryptographic algorithms that are secure against attacks by quantum computers for encryption and digital signatures [53] leading to the development of post-quantum cryptography (PQC). The results of the competition were announced in 2023, drafts for comments were publicly available for encryption [58] and digital signatures [59, 60], and the first PQC standards [57]: FIPS 203 [54], FIPS 204 [55], and FIPS 205 [56] were announced in August 2024. NIST is also working on standards and recommendations for "how to transition to PQC" [52].

Implementations of PQC primitives have been publicly made available in libraries and integrated in secure communication protocols and secure storage. Examples of libraries include – **liboqs** [62], **CIRCL** [26], **AWS-LC** [6], and **pqm4** [70]. The **liboqs** library is a project of Open Quantum Safe, part of the Linux Foundation's Post-Quantum Cryptography Alliance and provides a broad platform for integrating and evaluating post-quantum algorithms, in general-purpose operating systems like Linux, macOS, and Windows. The **CIRCL** library developed by Cloudflare, offers post-quantum and other advanced cryptographic algorithms with a focus on the programming language Go. **AWS-LC** (AWS-LibCrypto) is Amazon's cryptographic library, which has started integrating post-quantum algorithms to enhance se-

curity within AWS services. Finally, the **pqm4** library is an academic research project and is optimized for the ARM Cortex-M4 microcontroller, focusing on post-quantum algorithms suited for resource-constrained embedded systems.

Additionally, it has become increasingly important to safeguard secure protocols such as QUIC, SSH, DTLS [44], TLS, OAuth2.0 against the potential threats posed by quantum computing, Google, Microsoft, Cloudflare, Amazon have started to incorporate quantum algorithms along with classical ones in their implementations of aforementioned protocols.

Post-quantum algorithms are characterized by distinct memory footprints, often demanding greater memory resources due to the intricate nature of their operations and data structures. Furthermore, post quantum algorithms have different CPU cycle counts, which stems from the use of mathematical operations involving significantly larger keys and ciphertext sizes. These attributes render post-quantum algorithms noticeably distinct from classical cryptographic methods, creating opportunity for fingerprinting.

Fingerprinting is a technique used to create profiles of systems to identify potential threats, weaknesses, and the presence of malicious activities. For cryptographic primitives and network protocols such fingerprinting can be exploited by attackers to conduct denial-of-service, key recovery, or downgrade attacks. It can also be used for risk assessment to evaluate the vulnerability to attacks. Previous research has explored methods for fingerprinting secure protocols using classical cryptography. The study in [79] demonstrated how the network flow of OpenVPN could be fingerprinted by identifying fixed patterns within OpenVPN traffic. Similarly, the authors in [66] presented an attack on Tor, revealing that traffic analysis could be used to identify visited websites, despite the use of encryption, by exploiting unique traffic patterns generated by different websites. Additional studies [77, 78] have shown that machine learning models applied to encrypted traffic can effectively identify the underlying protocols, highlighting vulnerabilities in encrypted communications.

Our contribution. In this work we explore if it is possible to fingerprint post quantum primitives from their library implementations, their usage within protocols that protect Internet communication, or more complex cryptographic constructions such as SNARK-s widely used in blockchains. We start with publicly available post quantum libraries from Microsoft, Cloudflare, Amazon to show that, when compared to classical algorithms in terms of computational cost and memory overhead their post quantum counterparts are easily distinguishable by using machine learning models. We collected data from **liboqs** and **CIRCL** running on Windows, Ubuntu, and MacOS under a scenario when other intensive computation tasks share the resources with the post quantum libraries. We formulate distinguishing between key exchange and digital signature as classifying problems and use machine learning algorithms to solve the problem. Ensemble learning models, particularly XGBoost, exhibit the highest

performance across various classification tasks. Specifically, it achieved 98% accuracy in classifying classical vs. post quantum key exchange algorithms and 100% accuracy for classical vs. post-quantum digital signatures. For post-quantum key exchange algorithms, the classification accuracy reached 97%, while for post-quantum digital signatures, it was 86%. XGBoost also effectively distinguished between implementations of the same algorithm in the **liboqs** and **CIRCL** libraries, achieving 96% accuracy in key exchange and 100% in digital signature. For post-quantum and hybrid key exchange classification within **CIRCL** library, it achieved 97% accuracy.

We next proceed to see if fingerprinting is possible when post quantum algorithms are implemented for key exchanges in widely used protocols such as TLS [35], SSH [32], QUIC [39], OpenVPN [65] and Open ID Connect(OIDC) [33, 34]. We start by gathering packet captures for these protocols with Wireshark and tcpdump. For classical packet captures we either use publicly available captures from Cloudflare [73], Wireshark [1] or use tcpdump on existing classical implementations of those protocols to generate packet captures locally in our devices. For protocols using TLS, such as OIDC, QUIC, and OpenVPN, we isolate key exchange packets and then compare the key sizes within the TLS layer to determine whether the connection employs classical or post quantum algorithm. Similarly, for SSH, we isolate the packets and identify key exchange from information embedded in the SSH layer instead of TLS. By integrating these approaches, we successfully identify the key exchange algorithms in the majority of TLS 1.3 and all SSH connections with the exception of a small number of connections such ascertain Windows TLS connections using custom headers and fragmented TLS 1.2 connections from OpenVPN.

Finally, we study the feasibility of fingerprinting SNARK generation and verification in the **pysnark** (classical) and **lattice_zksnark** (post-quantum) libraries. XGBoost is the most effective, achieving 100% accuracy between the post-quantum and classical library implementations.

We demonstrate the applicability of our fingerprinting methods to real systems by applying them to the Tranco dataset to identify domains that use PQ key exchange for TLS, and by integrating them in QUARTZ, an open source risk and threat analyzer created by CISCO.

Ethics. We collected the data on our own personal laptops. We do not plan to make the data available, but we provide scripts for data collection and code to reproduce our results.

2 Background

Post-quantum (PQ) cryptography is crucial to ensuring security in the face of emerging quantum computing threats. As quantum computers advance, they pose a risk to classical cryptographic algorithms, making the adoption of PQ key exchange mechanisms and digital signature schemes essential. Gradually, these PQ algorithms are being integrated into

existing protocols to enhance security and future-proof systems against quantum attacks. Below we overview current PQ algorithms and some protocols that implement them.

2.1 KEM and Digital Signature Algorithms

The algorithms are categorized based on the mathematical problems they rely on, each offering different strengths, weaknesses, and applications. A summary of the algorithms is provided in Table 1 and we expound on the categories below.

Lattice-based cryptography is one of the most promising and versatile areas of post-quantum cryptography. It relies on problems in lattice theory, such as the Shortest Vector Problem (SVP) and the Learning With Errors (LWE) problem. These problems are believed to be difficult for both classical and quantum computers to solve. Lattice-based cryptographic schemes are valued for their efficiency in computation and storage, making them suitable for a broad range of applications, including key exchange, encryption, and digital signatures. Key exchange algorithms CRYSTALS-Kyber [14], NTRU [31], SABER [21] and digital signature scheme CRYSTALS-Dilithium are finalists in the NIST post-quantum cryptography standardisation process.

Code-based cryptography is another well-established category, rooted in the hardness of decoding random linear codes—a problem considered difficult even for quantum computers. While this category of algorithms offer small ciphertexts and fast encryption/decryption, their main drawback is the large size of public keys, which can be challenging to manage. Key exchange algorithm Classic McEliece [45] is a finalist in the NIST post-quantum cryptography standardization process for this category.

Hash-based cryptography focuses on the security provided by cryptographic hash functions. These schemes are particularly attractive for digital signatures because their security does not rely on complex mathematical structures like lattices but instead is directly tied to the difficulty of finding hash collisions, a problem quantum computers do not solve much faster than classical computers. Hash-based cryptography is highly secure but typically involves larger signature sizes.

Multivariate polynomial cryptography is based on the difficulty of solving systems of multivariate quadratic equations over finite fields, a problem known to be NP-hard. Algorithms in this category, such as Rainbow [22] and GeMSS [15], are primarily used for digital signatures. These schemes provide a valuable alternative for post-quantum security, despite their complexity and inefficiency due to large keys and signatures. Rainbow is a finalist in the NIST post-quantum cryptography standardization process for this category.

Isogeny-based cryptography represents a more specialized area, using the mathematical structure of elliptic curves and the difficulty of computing isogenies between them. Schemes like SIKE (Supersingular Isogeny Key Encapsulation) [40] are compact and have relatively small key sizes, which is

a significant advantage for certain applications like secure communications in constrained environments. However, in July 2022, KU Leuven researchers broke the SIKE algorithm, a NIST fourth-round candidate, using a classical computer in 62 minutes, highlighting vulnerabilities in its underlying supersingular isogeny problem.

Zero-knowledge proof-based post-quantum algorithms are designed to enable secure verification processes without revealing the underlying data, even in the face of quantum computing threats.

Hybrid Algorithms. Post-quantum hybrid algorithms combine traditional cryptographic methods with post-quantum cryptography to provide enhanced security during the transition to a quantum-resistant future. Technically, these algorithms generate two distinct key pairs: one from a well-established classical cryptosystem, such as RSA or Elliptic Curve Cryptography (ECC), and another from a post-quantum cryptosystem, like those mentioned above. The hybridization ensures that even if quantum computers become powerful enough to break classical encryption, the post-quantum components will still safeguard the data. As the cryptographic community continues to develop and standardize these algorithms, hybrid solutions will play a vital role in protecting sensitive information against current and future threats.

Standardization. Earlier in 2022, as part of the standardization efforts, NIST selected four algorithms: CRYSTALS-Kyber, CRYSTALS-Dilithium, Sphincs + and FALCON for standardization, with draft versions of three standards released in 2023. In August 2024, NIST released the first PQC standards [57]: FIPS 203 [54], FIPS 204 [55], and FIPS 205 [56]. NIST is working to standardize a second set of algorithms. The fourth draft standard, based on FALCON, was expected in late 2024. But as of 2025, there has been no announcement of a final release yet.

NIST has renamed the algorithms to reflect their finalized versions in three Federal Information Processing Standards (FIPS). FIPS 203, based on CRYSTALS-Kyber, is now named ML-KEM (Module-Lattice-Based Key-Encapsulation Mechanism) and serves as the primary standard for general encryption. FIPS 204, derived from CRYSTALS-Dilithium, is renamed ML-DSA (Module-Lattice-Based Digital Signature Algorithm) and is the primary standard for digital signatures. FIPS 205, using Sphincs +, is renamed SLH-DSA (Stateless Hash-Based Digital Signature Algorithm) and serves as a backup for digital signatures, employing a different mathematical approach. The forthcoming FIPS 206, based on FALCON, will be named FN-DSA (FFT over NTRU-Lattice-Based Digital Signature Algorithm).

2.2 SNARKs

Succinct Non-Interactive Arguments of Knowledge or SNARKs are cryptographic constructs enabling a prover to convince a verifier of computation correctness without

Category	Name of Algorithm	Variants	Type	Implementations
Lattice-based	CRYSTALS-Kyber	Kyber512, Kyber768, Kyber1024	Key Encapsulation	liboqs [62], CIRCL [26], pqm4 [70], AWS-LC [6]
	FRODOkem [13]	FRODO-640, FRODO-976, FRODO-1344	Key Encapsulation	liboqs, CIRCL
	SABER	LightSABER, SABER, FireSABER	Key Encapsulation	N/A
	NTRU	NTRUEncrypt, NTRU-HRSS-KEM, and NTRU Prime	Key Encapsulation	liboqs, CIRCL
	CRYSTALS-Dilithium	Dilithium-2, Dilithium-3, Dilithium-5	Digital Signature	liboqs, CIRCL, pqm4
	FALCON [28]	FALCON-512, FALCON-1024	Digital Signature	liboqs, pqm4
	ML-DSA [51]	ML-DSA-44, ML-DSA-65, ML-DSA-87	Digital Signature	liboqs
Code-based	Classic McEliece	Classic-McEliece-348864, Classic-McEliece-460896, Classic-McEliece-6688128, Classic-McEliece-6960119, Classic-McEliece-8192128	Key Encapsulation	liboqs
	BIKE [8]	BIKE-L1, BIKE-L3, BIKE-L5	Key Encapsulation	liboqs, pqm4
	HQC [5]	HQC-128, HQC-192, HQC-256	Key Encapsulation	liboqs
Hash-based	SPHINCS+ [9]	SPHINCS+-SHA2-128-simple, SPHINCS+-SHA2-192-simple, SPHINCS+-SHA2-256-simple	Digital Signature	liboqs
	XMSS [17]	XMSS, XMSS-MT	Digital Signature	N/A
Multivariate polynomial based	Rainbow	Rainbow-I, Rainbow-III, Rainbow-V	Digital Signature	N/A
	GeMSS	GeMSS128, GeMSS192, GeMSS256	Digital Signature	N/A
Isogeny-based	SIKE	SIKE-p434, SIKE-p503, SIKE-p610	Key Encapsulation	liboqs
Zero Knowledge-based	PICNIC [18]	PICNIC2-L1-FS, PICNIC2-L3-FS, PICNIC2-L5-FS	Digital Signature	N/A

Table 1: Post-Quantum Cryptography Algorithms

revealing computation details. Their non-interactive nature enhances scalability, privacy, and efficiency, particularly in blockchains for privacy-preserving transactions and computational efficiency. SNARKs also have applications in secure cloud computing and confidential ML.

SNARKs involve three components: a generator that creates a Common Reference String (CRS) for shared parameters, a prover that encodes the computation as constraints and generates a proof, and a verifier that validates the proof without evaluating the computation directly. SNARK security is evaluated quantitatively by the computational effort required to forge a false proof, measured in "bits of security". For instance, a SNARK with 40 bits of security means an attacker would need 2^{40} operations to forge a proof. Qualitative security is the probability of information leakage, ensuring zero-knowledge under statistical assumptions. For example, a qualitative security level of 20 means that the chance of an adversary successfully breaking the zero-knowledge guarantee (e.g., deducing some information about the private input) is 2^{-20} . Many SNARKs (e.g., Groth16, PlonK, Marlin, Bulletproofs, Nova) rely on discrete logarithm hardness, which quantum algorithms can efficiently solve, rendering them non-post-quantum secure.

Libraries such as lattice-zksnark [38] are actively working toward implementing PQ SNARKs by utilizing parameters resistant to quantum attacks. For example, lattice-zksnark uses a quantitative security of 128 bits and a qualitative security of 40. Other efforts in this domain include zkLLVM [27], which explores compiling SNARK-friendly circuits with post-quantum backends, and research prototypes based on Starks (Scalable Transparent Arguments of Knowledge), which use

hash-based security and do not rely on discrete logarithms. Solana, a high performance blockchain introduced the "Solana Winternitz Vault," a quantum-resistant, hash-based signature system to secure user funds against quantum threats. This optional feature regenerates private keys per transaction, enhancing security for those who opt in.

2.3 Integration of Post Quantum KEM and Digital Signature in Secure Protocols

The adoption of PQ algorithms in widely used secure protocols, such as TLS, QUIC, VPN, Open Id Connect (OIDC), and SSH, is critical to mitigating future quantum threats. These protocols are transitioning through hybrid approaches, combining classical and PQ cryptography for backward compatibility. For instance, TLS and QUIC are integrating PQ key exchanges, VPNs are employing PQ KEMs for encrypted tunnels, OIDC is updating identity token signing and TLS handshakes with PQ signatures and key exchanges, and SSH is incorporating PQ algorithms in its key exchange processes. This phased approach allows existing systems to maintain security as they gradually shift to post-quantum cryptographic standards. We provide more details in Table 2.

Hybrid Key Exchange in TLS 1.3. Every TLS connection starts with a handshake which is necessary to securely establish a shared encryption key and negotiate encryption protocols before any data is exchanged, ensuring the confidentiality and integrity of the connection. It begins with the ClientHello message, where the client proposes cryptographic settings for key exchange. TLS 1.3 ClientHello messages always contain

an extensions field (minimally "supported_versions") which contain the public keys of the algorithms the client supports. This is followed by the ServerHello, where the server agrees on the parameters. The server then sends a Server Certificate and may request a client certificate. Finally, the client and server exchange Finished messages after generating session keys, completing the handshake and allowing secure data transmission. Below we describe how TLS key exchange is changed in the PQ and hybrid scenarios.

Classical. In TLS 1.3, the client initiates the Diffie-Hellman (DH) key exchange by selecting a secret exponent x and computing the corresponding public key g^x , which is then included in the extension field of the ClientHello. Upon receiving this, the server selects its own secret exponent y and computes its public key g^y , transmitting it in the ServerHello. The shared secret g^{xy} is derived independently by both the client and server (see Figure 3), enabling secure communication.

Post-quantum. In post quantum key exchange the public key of the post quantum algorithm is transmitted as an entry of the ClientHello extensions field. The server then generates a random secret, encrypts it with the client's post-quantum public key, and sends the ciphertext via the ServerHello. The client decrypts the ciphertext using its post-quantum private key to retrieve the post-quantum shared secret.

Hybrid. In a hybrid key exchange within TLS 1.3, both classical and post-quantum keys are generated. The classical key is derived from methods like Diffie-Hellman (DH) or Elliptic Curve Diffie-Hellman (ECDHE), while the post-quantum key is obtained from a quantum-resistant algorithm. The client's ClientHello message contains the concatenated post-quantum and classical public keys as an entry of the extensions field. These keys are concatenated without any additional encoding and transmitted as a single value, avoiding alterations to existing protocol data structures. The server then generates a random secret, encrypts it with the client's post-quantum public key, and sends the ciphertext along with its classical public key in the ServerHello. The client decrypts the ciphertext using its post-quantum private key to retrieve the post-quantum shared secret, while the classical shared secret is computed using the classical key exchange method. The final shared secret is derived by concatenating the results of both the classical and post-quantum exchanges (see Figure 4). This information is sourced from the draft available at [24].

3 Fingerprinting of Libraries

In this section, we describe the fingerprinting of key exchange algorithms and signature schemes in library implementations. We first describe our methodology, then we describe our algorithm, then describe the detection for key exchange and digital signatures. We seek to answer the following questions:

- *RQ1: Is it possible to distinguish between classical and post quantum algorithms?*

- *RQ2: Within a specific library, is it possible to distinguish between different post-quantum algorithms?*
- *RQ3: Is it possible to distinguish post quantum algorithm implementations across different libraries?*
- *RQ4: Is it possible to distinguish between basic post quantum and hybrid key exchange algorithms?*

3.1 Methodology

Libraries we consider. We run experiments on publicly available libraries such as **liboqs** and **CIRCL** that implement PQ key exchange and signature algorithms. We did not utilize **pqm4** in our experiments because it is specifically optimized for the ARM Cortex-M4 microcontroller, which is primarily used in embedded systems rather than general-purpose computing environments. Our experiments focused on evaluating PQ cryptographic algorithms within operating systems such as Ubuntu, macOS, and Windows, which are representative of desktop and server environments where the broader deployment of cryptographic protocols is more relevant. We did not consider **AWS-LC** library because it has only 1 implementation of CRYSTALS-Kyber. Implementations of hybrid algorithms were only available in **CIRCL**. Classical implementations of algorithms were taken from the **libtomcrypt** library. The **liboqs** and **libtomcrypt** libraries are written in C, while **CIRCL** is written in Go.

Available algorithms. Classical key exchange algorithms include RSA [74] and ECDH variants. Classical signature schemes include variants of DSA [69], RSA and ECDSA [41].

PQ key exchange algorithms include variants of CRYSTALS-Kyber, BIKE, FRODO, HQC, Classic McEliece, NTRUPrime from **liboqs** and variants of FRODO, CRYSTALS-Kyber, SIKE from **CIRCL**. PQ digital signature schemes include variants of CRYSTALS-Dilithium, FALCON, ML-DSA, SPHINCS+ from **liboqs** and variants of CRYSTALS-Dilithium from **CIRCL**.

Hybrid key exchange algorithms include Kyber512 + X25519, Kyber768 + P256, Kyber768 + X448, Kyber768 + X25519, Kyber1024 + X448 from **CIRCL** and **liboqs** lacks implementations for any hybrid algorithm. We are not aware of any hybrid digital signature algorithms.

Device Specifications Experiments were conducted on three different computing devices. The first device was equipped with Ubuntu 22.04, powered by an Intel Core i5-11400H CPU, which features 6 physical cores and 12 virtual cores, complemented by 16 GB of RAM. The second device operated on Windows 10, utilizing an Intel Core i5-6300U CPU with 2 physical cores and 4 virtual cores, also paired with 16 GB of RAM. The third device, also running Windows 10, was configured with an Intel Core i5-4300U CPU, with 2 physical cores and 4 virtual cores, and 8 GB of RAM.

Datasets. CPU cycle count and memory usage were considered as features for the classification tasks. The libraries have

Name	Description	Classic Implementation	PQ Implementation	PQ libraries used
TLS (Transport Layer Security)	TLS operates on top of the TCP layer to secure data over networks with encrypted handshakes to authenticate parties and establish secure channels. Post-quantum handshakes replace classical methods with post-quantum or hybrid keys.	OpenSSL [71] Schannel [49] Secure Transport API [7]	s2n-TLS [12] OQS-OpenSSL [63]	AWS-LC [6] liboqs
QUIC (Quick UDP Internet Connections)	QUIC, a transport protocol by Google, enhances communication with 0-RTT connections, TLS 1.3 encryption, multiplexing, and seamless migration. Post-quantum handshakes use post-quantum or hybrid keys instead of classical ones.	Quiche [20] gQUIC [72]	s2n-Quic [11]	AWS-LC
VPN (Virtual Private Network)	VPNs create secure, encrypted tunnels over the internet, protecting data and ensuring privacy during remote network access or internet use. They use protocols like IPsec or TLS, with TLS securing initial connections. Post-quantum handshakes replace classical keys with post-quantum or hybrid keys to counter quantum threats.	OpenVPN [65] Wireguard [23] L2TP/IPSEC [37] IPSEC [36] PPTP [46] SSTP [47]	PQ-crypto-OpenVPN [64] PQ-Wireguard [4]	liboqs
OIDC (OpenID Connect)	OpenID Connect (OIDC), built on OAuth 2.0, enables clients to verify user identities via an authorization server. The OIDC Provider (OP) issues ID tokens, which Relying Parties (RP) use to authenticate users and grant access. Post-quantum TLS handshakes secure communication, while the OP employs post-quantum signatures for signing JWT tokens, protecting against quantum threats.	Auth0 [10] Okta [61] Google Identity [30] Entra ID [48]	Post-quantum-oidc-oauth2 [68]	liboqs
SSH (Secure Shell)	SSH is a protocol for securely accessing and managing remote servers via encrypted communication. It enables secure command execution, file transfers, and port forwarding. Post-quantum handshakes replace classical key exchanges with post-quantum or hybrid keys to counter quantum threats.	OpenSSH (version < 9.0) [75] PuTTY BitVise Tectia SSH	OpenSSH (version >= 9.0) PQ-OpenSSH	liboqs

Table 2: Secure Protocols Supporting Post-Quantum Algorithms

dependencies on system calls unique to Linux systems and so cannot be carried out solely on Windows without WSL [50]. The **perf** command was used to get a per core cycle count of the running process. For memory usage we captured the memory imprint of a running process from the `/proc/[pid]/status` file in Linux. The cycle counts and memory usage for the processes were generated across 1000 runs.

To mimic real world scenarios we segregate our data for each classification task into two types of datasets. **Dataset1** contains data where we minimize running background processes as much as possible and **Dataset2** where we performed in the background tasks with CPU intensive operations such as matrix multiplications, prime number calculations, sorting of large lists and hash calculations run in parallel. Running additional tasks impacted the computation time, but did not affect the memory usage of the tested process.

3.2 Fingerprinting Method

We formulate the fingerprinting problem as a machine learning classification, with classes identified by the names of the cryptographic algorithms. For each classification scenario in key exchange, we start the classification task with 19 features of which 12 features represent the cycles used by each core of the CPU and remaining 7 features represent a process’s memory usage, including total virtual memory(VMSize), physical memory in use(VMRSS), data segment(VMData), stack, executable code(VMStk), shared libraries(VMLib), and page table entries(VMPTE). For devices having less than 12 virtual CPU cores the additional fields were kept empty and we did not have devices with more than 12 cores. We narrow down

our feature set to 4 memory based features (VMSize, VMRSS, VMData, VMExe) using the Chi-square statistical test as the scoring function to get the top features by importance. In digital signatures, we used the same 4 features in our set for two classification scenarios but for the multi-class scenario we needed all 19 features. We do an 80-20 train-test split of the dataset and fit models such as Logistic Regression, Random Forest, MLP and XGBoost to the data.

3.3 Key Exchange Results

This section presents our findings across four classification scenarios, which form the basis for answering to questions related to the fingerprinting of PQ key exchange algorithm implementations in libraries. We begin with the classification between classical and PQ algorithms, followed by a multi-class classification focused exclusively on PQ algorithms. Next, we distinguish between the two libraries used in our experiments based on their algorithm implementations. Finally, we demonstrate the binary classification between PQ and hybrid algorithms.

RQ1: Classical vs PQ classification. The datasets consisted of 45,900 samples, with 24,000 classical and 21,900 PQ. Ensemble models, particularly Random Forest and XGBoost, showed superior performance, achieving 98% overall accuracy in Dataset2, with a further increase to 100% in Dataset1. These results indicate that classical and PQ algorithms are readily distinguishable based on memory footprint alone. Detailed metrics are provided in Tables 3 and 4.

RQ2: Multi-class PQ algorithm classification. The datasets comprised 21,000 samples, including 3,000 samples

Model	Overall Accuracy	Metric	Classical	Post-Quantum
Logistic Regression	0.99	Precision	0.98	1.00
		Recall	1.00	0.97
		F1-Score	0.99	0.99
MLP	1.00	Precision	1.00	1.00
		Recall	1.00	1.00
		F1-Score	1.00	1.00
Random Forest	1.00	Precision	1.00	1.00
		Recall	1.00	1.00
		F1-Score	1.00	1.00
XGBoost	1.00	Precision	1.00	1.00
		Recall	1.00	1.00
		F1-Score	1.00	1.00

Table 3: Key exchange, classical vs PQ, Dataset1

Model	Overall Accuracy	Metric	Classical	Post-Quantum
Logistic Regression	0.91	Precision	0.89	0.95
		Recall	0.96	0.87
		F1-Score	0.92	0.91
MLP	0.97	Precision	0.98	0.96
		Recall	0.97	0.97
		F1-Score	0.97	0.97
Random Forest	0.98	Precision	0.99	0.97
		Recall	0.97	0.99
		F1-Score	0.98	0.98
XGBoost	0.98	Precision	0.99	0.97
		Recall	0.97	0.99
		F1-Score	0.98	0.98

Table 4: Key exchange, classical vs PQ, Dataset2

from each PQ algorithm (BIKE, SIKE, CRYSTALS-Kyber, FRODO, Classic-McEliece, HQC, NTRUPrime), with equal representation of all variants. Ensemble learning models, particularly Random Forest and XGBoost, outperformed others, achieving 97% and 96% accuracy respectively and strong metrics in identifying individual algorithms within Dataset2. In Dataset1, these models exhibited even higher performance, with 100% accuracy. These results indicate significant differences in memory usage across post-quantum implementations. Detailed results are presented in Tables 5 and 6.

RQ3: `liboqs` vs `CIRCL` classification for FRODO and Kyber. FRODO and CRYSTALS-Kyber were the only algorithms shared between the two libraries, resulting in a dataset of 12,000 samples — 3,000 from each algorithm’s `liboqs` and `CIRCL` implementations, with equal representation across all variants. `CIRCL`’s implementation includes one variant of FRODO and all variants of CRYSTALS-Kyber, while `liboqs` supports multiple FRODO variants. Random Forest and XGBoost achieved overall accuracy of 96% in Dataset2, rising to 100% in Dataset1. These results demonstrate that libraries are readily distinguishable due to significant differences in cycle counts and memory footprints, influenced by the distinct languages used in their implementations. Detailed metrics are shown in Tables 7 and 8.

Model	Overall Accuracy	Metric	frodokem	frodokem_circl	kyber	kyber_circl
Logistic Regression	0.99	Precision	1.00	0.97	0.99	1.00
		Recall	0.97	1.00	1.00	0.99
		F1-Score	0.98	0.99	0.99	1.00
XGBoost	1.00	Precision	1.00	1.00	1.00	1.00
		Recall	1.00	1.00	1.00	1.00
		F1-Score	1.00	1.00	1.00	1.00
MLP Classifier	1.00	Precision	1.00	1.00	1.00	1.00
		Recall	1.00	1.00	1.00	1.00
		F1-Score	1.00	1.00	1.00	1.00
Random Forest Classifier	1.00	Precision	1.00	1.00	1.00	1.00
		Recall	1.00	1.00	1.00	1.00
		F1-Score	1.00	1.00	1.00	1.00

Table 7: Key exchange, `liboqs` vs `CIRCL`, Dataset1

RQ4: PQ vs Hybrid classification for `CIRCL`. `CIRCL` was the only library supporting both hybrid and post-quantum algorithms. The datasets comprised 29,998 samples: 15,000 for basic post-quantum algorithms (FRODO, CRYSTALS-Kyber, SIKE) and 14,998 for hybrid algorithms. All models achieved 98% accuracy for Dataset1 and 97% overall accuracy for Dataset2. These results indicate that post-quantum and hybrid implementations are distinguishable, likely due to the increased memory usage and computational cost associated with hybrid approaches. Detailed metrics are provided in Tables 9 and 10.

Model	Overall Accuracy	Metric	frodokem	frodokem_circl	kyber	kyber_circl
Logistic Regression	0.82	Precision	0.75	0.75	0.90	0.90
		Recall	0.93	0.67	0.92	0.76
		F1-Score	0.83	0.71	0.91	0.82
XGBoost	0.96	Precision	1.00	0.87	0.99	0.98
		Recall	1.00	0.99	0.98	0.86
		F1-Score	1.00	0.93	0.99	0.92
MLP Classifier	0.95	Precision	1.00	0.87	0.99	0.95
		Recall	1.00	0.98	0.96	0.86
		F1-Score	1.00	0.93	0.98	0.90
Random Forest Classifier	0.96	Precision	1.00	0.87	0.99	0.98
		Recall	1.00	0.99	0.98	0.86
		F1-Score	1.00	0.93	0.99	0.92

Table 8: Key exchange, `liboqs` vs `CIRCL`, Dataset2

Ablation study. To validate the robustness of memory usage as a classification metric for key exchange algorithms, we re-ran the models on both datasets, excluding memory-based features and focusing solely on the 12 CPU cycle count features. In Dataset1, the high-performing models, XGBoost and Random Forest, maintained an accuracy of 90-92% across classification scenarios. However, in Dataset2, accuracy significantly dropped to 69-75% under similar conditions. These findings suggest that the inclusion of memory-based features in the feature set played a crucial role in preventing substantial accuracy declines between Dataset1 and Dataset2.

3.4 Digital Signatures

In this section, we present our findings for digital signatures following the first three research questions, as there are no hybrid digital signatures algorithms.

RQ1: Classical vs PQ classification. The datasets comprised 53976 samples, with 26976 from post-quantum digital signature schemes and 27000 from classical algorithms. Both Dataset1 and Dataset2 achieved 100% accuracy across all models. By reducing the feature set to the four memory-based features used in key exchange classification, we maintained similar accuracy levels. These results indicate that classical

Model	Accuracy	Metric	Kyber	Classic McEliece	HQC	SIKE	BIKE	NTRUPrime	FrodoKEM
Logistic Regression	0.78	Precision	0.70	0.86	0.94	1.00	0.43	0.64	0.98
		Recall	0.98	1.00	0.83	1.00	0.37	0.76	0.49
		F1-Score	0.82	0.92	0.88	1.00	0.40	0.69	0.65
XGBoost	1.00	Precision	1.00	1.00	1.00	1.00	1.00	0.99	1.00
		Recall	1.00	1.00	1.00	1.00	0.99	1.00	1.00
		F1-Score	1.00	1.00	1.00	1.00	1.00	1.00	1.00
MLP Classifier	0.96	Precision	0.98	1.00	1.00	1.00	0.95	0.81	1.00
		Recall	0.96	1.00	1.00	1.00	0.75	1.00	1.00
		F1-Score	0.97	1.00	1.00	1.00	0.84	0.90	1.00
Random Forest Classifier	1.00	Precision	1.00	1.00	1.00	1.00	1.00	1.00	1.00
		Recall	1.00	1.00	1.00	1.00	1.00	1.00	1.00
		F1-Score	1.00	1.00	1.00	1.00	1.00	1.00	1.00

Table 5: Key exchange, PQ algorithms, Dataset1

Model	Overall Accuracy	Metric	Kyber	Classic McEliece	HQC	SIKE	BIKE	NTRUPrime	FrodoKEM
Logistic Regression	0.69	Precision	0.61	0.69	0.42	0.98	0.72	0.97	0.49
		Recall	0.94	0.56	0.47	1.00	0.45	0.99	0.42
		F1-Score	0.74	0.61	0.44	0.99	0.55	0.98	0.46
XGBoost	0.96	Precision	0.99	0.88	0.98	1.00	0.99	1.00	0.93
		Recall	0.99	0.99	0.92	1.00	0.96	1.00	0.90
		F1-Score	0.99	0.93	0.95	1.00	0.97	1.00	0.92
MLP Classifier	0.88	Precision	0.84	0.87	0.69	0.99	0.96	1.00	0.79
		Recall	0.97	0.97	0.68	1.00	0.94	1.00	0.60
		F1-Score	0.90	0.92	0.69	0.99	0.95	1.00	0.68
Random Forest Classifier	0.97	Precision	0.99	0.88	0.98	1.00	0.99	1.00	0.96
		Recall	0.99	0.99	0.93	1.00	0.97	1.00	0.91
		F1-Score	0.99	0.93	0.96	1.00	0.98	1.00	0.93

Table 6: Key exchange, PQ algorithms, Dataset2

Model	Overall Accuracy	Metric	Post Quantum	Hybrid
Logistic Regression	0.98	Precision	0.96	1.00
		Recall	1.00	0.95
		F1-Score	0.98	0.98
MLP	0.98	Precision	0.96	1.00
		Recall	1.00	0.95
		F1-Score	0.98	0.98
Random Forest	0.98	Precision	0.96	1.00
		Recall	1.00	0.95
		F1-Score	0.98	0.98
XGBoost	0.98	Precision	0.96	1.00
		Recall	1.00	0.95
		F1-Score	0.98	0.98

Table 9: Key exchange, PQ vs Hybrid, Dataset1

Model	Overall Accuracy	Metric	Post Quantum	Hybrid
Logistic Regression	0.97	Precision	0.94	1.00
		Recall	1.00	0.94
		F1-Score	0.97	0.97
MLP	0.97	Precision	0.94	1.00
		Recall	1.00	0.94
		F1-Score	0.97	0.97
Random Forest	0.97	Precision	0.94	1.00
		Recall	1.00	0.94
		F1-Score	0.97	0.97
XGBoost	0.97	Precision	0.94	1.00
		Recall	1.00	0.94
		F1-Score	0.97	0.97

Table 10: Key exchange, PQ vs Hybrid, Dataset2

and PQ signature schemes are readily distinguishable based on their memory imprints.

RQ2: Multi-class PQ algorithm classification. The datasets comprised 48,000 samples, with 12,000 samples from each post-quantum digital signature scheme, ensuring equal representation across all variants. Ensemble learning mod-

Model	Overall Accuracy	Metric	Classical	Post-Quantum
Random Forest Classifier	1.00	Precision	1.00	1.00
		Recall	1.00	1.00
		F1-Score	1.00	1.00
XGBoost	1.00	Precision	1.00	1.00
		Recall	1.00	1.00
		F1-Score	1.00	1.00
Logistic Regression	1.00	Precision	1.00	1.00
		Recall	1.00	1.00
		F1-Score	1.00	1.00
MLP Classifier	1.00	Precision	1.00	1.00
		Recall	1.00	1.00
		F1-Score	1.00	1.00

Table 11: Digital signatures, classical vs PQ, Dataset1 and Dataset2

els, particularly Random Forest and XGBoost, again led in performance, though with lower accuracy compared to key exchange classification. For Dataset2, Random Forest and XGBoost achieved 85% and 86% overall accuracy, respectively, which improved to 88% in Dataset1. These findings suggest that while classifying digital signature schemes may be more complex than key exchange algorithms using the same features, the results remain promising, particularly when computational costs are not influenced by additional load. Detailed metrics are provided in Tables 12 and 13.

RQ3: liboqs vs CIRCL, for Dilithium. The datasets consisted of 18,000 samples, with 9,000 samples each from **liboqs** and **CIRCL** implementations. Ensemble learning models, as anticipated, demonstrated superior performance. For Dataset1, we achieved 100% accuracy using only 4 features, and 95-96% accuracy for Dataset2, which increased to

Model	Overall Accuracy	Metric	Dilithium	Falcon	SPHINCS	ML-DSA
Random Forest Classifier	0.88	Precision	0.78	0.95	0.98	0.81
		Recall	0.81	0.98	0.95	0.77
		F1-Score	0.80	0.97	0.96	0.79
XGBoost	0.88	Precision	0.77	0.97	0.97	0.80
		Recall	0.81	0.97	0.97	0.76
		F1-Score	0.79	0.97	0.97	0.78
Logistic Regression	0.67	Precision	0.51	0.76	0.99	0.51
		Recall	0.54	0.99	0.68	0.47
		F1-Score	0.53	0.86	0.81	0.49
MLP Classifier	0.68	Precision	0.53	0.77	0.91	0.58
		Recall	0.77	0.93	0.71	0.32
		F1-Score	0.63	0.84	0.80	0.41

Table 12: Digital signatures, PQ Algorithms, Dataset1

Model	Overall Accuracy	Metric	Dilithium	Falcon	SPHINCS	ML-DSA
Random Forest	0.85	Precision	0.85	0.91	0.95	0.73
		Recall	0.67	0.94	0.92	0.87
		F1-Score	0.75	0.92	0.93	0.79
XGBoost	0.86	Precision	0.89	0.92	0.95	0.73
		Recall	0.65	0.94	0.93	0.92
		F1-Score	0.75	0.93	0.94	0.81
Logistic Regression	0.73	Precision	0.88	0.65	0.89	0.64
		Recall	0.52	0.88	0.67	0.83
		F1-Score	0.65	0.75	0.77	0.73
MLP Classifier	0.79	Precision	0.94	0.78	0.89	0.68
		Recall	0.57	0.87	0.79	0.93
		F1-Score	0.71	0.82	0.84	0.78

Table 13: Digital signatures, PQ Algorithms, Dataset2

100% when all features were included. Detailed results are presented in Tables 14 and 15. These findings indicate that the implementations are sufficiently distinct to reveal their corresponding libraries.

Model	Overall Accuracy	Metric	dilithium	dilithium_circl
Logistic Regression	1.00	Precision	1.00	1.00
		Recall	1.00	1.00
		F1-Score	1.00	1.00
MLP	1.00	Precision	1.00	1.00
		Recall	1.00	1.00
		F1-Score	1.00	1.00
Random Forest	1.00	Precision	1.00	1.00
		Recall	1.00	1.00
		F1-Score	1.00	1.00
XGBoost	1.00	Precision	1.00	1.00
		Recall	1.00	1.00
		F1-Score	1.00	1.00

Table 14: Digital signatures, **liboqs** vs **CIRCL**, Dataset1

Model	Overall Accuracy	Metric	dilithium	dilithium_circl
Logistic Regression	1.00	Precision	0.99	1.00
		Recall	1.00	0.99
		F1-Score	1.00	1.00
XGBoost	1.00	Precision	1.00	1.00
		Recall	1.00	1.00
		F1-Score	1.00	1.00
MLP Classifier	1.00	Precision	1.00	1.00
		Recall	1.00	1.00
		F1-Score	1.00	1.00
Random Forest	1.00	Precision	1.00	1.00
		Recall	1.00	1.00
		F1-Score	1.00	1.00

Table 15: Digital signatures, **liboqs** vs **CIRCL**, Dataset2

3.5 Discussion

Attacker capability to train a model. In multi-user/shared environments, such as clusters, an attacker with access to the same machine as the victim can exploit standard system monitoring tools to identify process IDs and access memory

usage data, even when the process operates with elevated privileges. Once obtained, this data can be used as test input for a pre-trained machine learning model, which the attacker may have trained locally by running post-quantum and classical algorithms on their own device.

Mitigation techniques. A potential defense against library fingerprinting involves restricting the visibility of memory usage data from processes spawned by one user to others, thereby mitigating unauthorized access to sensitive process metrics. Experimental observations have demonstrated that standard system monitoring tools can be exploited to locate a process’s ID and subsequently access its memory usage file, even when the process operates under elevated privileges. Concealing process identifiers may therefore serve as an effective countermeasure. In addition, memory obfuscation techniques, such as randomized memory allocation—which allocates buffers at random addresses or introduces dummy allocations to maintain a uniform usage profile—and the application of Oblivious RAM schemes to conceal access patterns, offer further protection, albeit with notable performance overheads and primarily as a subject of ongoing research.

Limitations. Memory-based features offer a more reliable fingerprint than CPU metrics due to inherent differences in memory allocation patterns. PQ algorithms typically require larger buffers for big-integer computations, whereas classical schemes like ECDH utilize significantly smaller memory footprints. These distinctions are readily captured by metrics from `/proc/[pid]/status` (e.g., `VmSize` and `VmRSS`), providing consistent indicators of the underlying algorithm. In contrast, per-core CPU usage metrics from `perf` often reflect transient activity that is obscured by system-wide noise and background processes, thereby reducing their effectiveness for reliable identification.

4 Fingerprinting of Protocols

In this section we describe our results on fingerprinting key exchange algorithms used by a protocol. We seek to answer the following questions:

- *RQ1: Given a connection for a particular protocol, can we identify if the key exchange algorithm used by the connection is PQ or classical?*
- *RQ2: Given a connection for a protocol, can we identify which PQ key exchange algorithm was used by the connection?*

4.1 Methodology

Protocols we consider. We ran experiments on TLS, SSH, QUIC, Open ID Connect(OIDC) and VPN because of their widespread usage. For our study on TLS, we employed s2n-TLS as the post-quantum (PQ) implementation, while utilizing OpenSSL, Schannel, and Secure Transport API for

classical cryptographic implementations. In the context of SSH, we used OpenSSH version 9.2 for PQ implementation and OpenSSH version 8.9 for classical implementation. For QUIC, s2n-QUIC was utilized for PQ implementations. The OIDC protocol was implemented using Post-Quantum-OIDC-OAuth2 for the PQ version. Finally, for VPNs, we used PQ-Crypto-OpenVPN for the PQ implementation and OpenVPN for the classical implementation.

Device Specifications All experiments were conducted across four different devices. The first device was configured with Ubuntu 22.04, running on an Intel Core i5-11400H CPU, featuring 6 physical cores and 12 virtual cores, alongside 16 GB of RAM. The second and third devices were both operating on Windows; the second device was powered by an Intel Core i5-6300U CPU, with 2 physical cores and 4 virtual cores, and the third device utilized an Intel Core i7-8565U CPU, offering 4 physical cores and 8 virtual cores, both equipped with 16 GB of RAM. The final device was running macOS Sonoma, powered by the Apple M2 chip, with 16 GB of RAM.

Datasets For local traffic generation and data collection, we utilize packet sniffing tools such as Wireshark and tcpdump. Additionally, we supplement our dataset with publicly available packet captures from sources such as Cloudflare [73] and Wireshark [1]. For local data collection, to emulate real world conditions, we simultaneously run the standard and post quantum implementations so that our packet captures contain not only connections that use classical algorithms but also post quantum.

4.2 Fingerprinting Method

We aim to identify the key exchange algorithm used for a successful connection between two entities over a network where a successful connection means that the same key exchange algorithm was used on both entities. To ensure this, the desirable scenario is to have packets from both entities but if we do not, we also provide a solution to the issue.

We rely just on the clearly transmitted key sizes embedded in the packets to identify and classify the key exchange algorithm used for connection initiation. Passing the packet capture data through our protocol specific filter provides us with a list of key exchange algorithms used for connections within that protocol.

Fingerprinting TLS, OpenVPN, QUIC, OIDC A single approach suffices to identify the key exchange algorithm used for these protocols because they all use some implementation of TLS to ensure secure key exchange. To identify the key used by a connection we need to extract it from the tls layer of a packet which vary across TLS 1.2 and TLS 1.3.

In a TLS 1.3 handshake, the sequence begins with the client sending a ClientHello message, which includes supported key exchange algorithms, the desired TLS version, and a random

value. The server responds with a ServerHello, selecting a key exchange algorithm and providing its own random value. This is followed by EncryptedExtensions for securely exchanging additional information, and if necessary, the server sends its Certificate and CertificateVerify messages to authenticate its identity. The server then concludes its part of the handshake with a Finished message, signaling the completion of the key exchange. In contrast, for a TLS 1.2 connection, the handshake similarly starts with ClientHello and ServerHello messages, but the key exchange details are not included in the ServerHello. Instead, separate server and client key exchange packets follow, with the handshake finalized by Finished messages from both parties. In both TLS 1.3 and TLS 1.2, key sizes are transmitted in the clear during the handshake. The difference in packets containing key exchange information presents us with a challenge that is solved by isolating packets of the protocol containing the server, client hello if the connection is TLS 1.3 and the server, client key exchange packets for a TLS 1.2 connection.

Once we have filtered the correct pair of packets based on the TLS version, we extract the key sizes from the TLS layer of the packets and compare them with the already known key sizes of key exchange algorithms to identify which algorithm was used. Now that we have two algorithms from both packets we compare them to see if the algorithm was part of a successful connection.

The packets containing key exchange information from both the client and server may occasionally go undetected by our approach or may not be captured within the observation period. If we have just the client hello, our approach is unable to detect the algorithm. If we have instead the server hello/server key exchange/client key exchange packet our method is unable to compare the algorithm for both packets and may provide multiple suggestions for the key exchange algorithm which include the correct one. Manual analysis of the client side packet gives the correct algorithm.

Fingerprinting SSH This is mostly similar to the previous approach. Since SSH messages do not have a TLS layer, the key exchange messages are instead sent via the ssh layer. So, in this case we isolate the Client ECDH Key Exchange Init and the Server ECDH Key Exchange Init packets and then extract the key size from the ssh layer. Then we proceed as in the previous approach.

4.3 Results

RQ1: Classical vs PQ protocols. For SSH connections, on Ubuntu, MacOS and Windows we successfully identify all classical and post quantum connections. Since OpenSSH(version \geq 9.0) supports only 1 hybrid algorithm by default, all post quantum connections used that key exchange. As for TLS connections we achieved complete success for connections between devices running Ubuntu and MacOS.

Our fingerprinting approach is able to detect and identify key exchanges for most QUIC connections. All TLS connections for key exchange within entities of OIDC such as the relying party, user agent and OIDC provider were also successfully identified by our approach. Based on our findings we can say that classical and post quantum algorithms are easily distinguishable from their key sizes as the post-quantum public keys and cipher texts tend to be exponentially larger than their classical counterparts.

RQ2: Multi-class PQ algorithm classification. Our findings also reveal that the PQ algorithms themselves are pretty distinct when it comes to key sizes. Even when hybrid algorithms are used by protocols, the keys sizes seldom collide with that of post quantum algorithms and our approach is successful in identifying them.

4.4 Discussion

Attacker capability to conduct the fingerprinting. An adversary on the same network as the victim can intercept handshake packets exchanged between the victim and external servers, allowing them to determine whether the connection employs post-quantum key exchange. Since key sizes and public keys are transmitted in plaintext within the ClientHello and ServerHello messages, the adversary can analyze these parameters to infer the cryptographic scheme in use. This exposure enables the identification of connections relying on vulnerable key exchange algorithms, potentially allowing the adversary to exploit weaknesses and compromise security.

Defenses A potential mitigation for protocol fingerprinting is to ensure that key shares used in deriving a shared secret are not transmitted in plaintext over the network. Although the Encrypted Client Hello (ECH) effectively encrypts the client’s key share—thereby preventing its exposure—this approach does not extend to the server, whose key share remains transmitted in clear during the Server Hello, thereby presenting a vulnerability that could facilitate fingerprinting attacks.

Limitations Our approach misses some TLS connections from Windows machines because of custom headers. Although our approach is also able to handle fragmented packets in most cases, fragmentation of client and/or server hello packets in TLS 1.2 for OpenVPN connections fails to be recognized by it.

5 Fingerprinting SNARK libraries

In this section, we describe the fingerprinting of SNARK generation libraries. We seek to answer the following question:

- *RQ1: Is it possible to distinguish between classical and PQ SNARK generation library implementations?*

5.1 Methodology

Libraries we consider. We investigate two SNARK libraries: lattice-zkSNARK [38], which integrates post-quantum cryptographic techniques within the libsnark framework [2], and pysnark [3], which relies on the classical libsnark backend. For a rigorous comparative analysis, both libraries were evaluated by generating SNARKs for a standardized program.

Device Specifications. Experiments were conducted on a single device equipped with Ubuntu 22.04, powered by an Intel Core i5-11400H CPU, which features 6 physical cores and 12 virtual cores, complemented by 16 GB of RAM.

Datasets. CPU cycle count and memory usage during SNARK generation and verification were used as classification features. CPU cycle counts were obtained using the perf command, and memory usage was measured from /proc/[pid]/status over 1000 experimental runs. Two datasets were generated: **Dataset1**, which minimized background processes, and **Dataset2**, which incorporated CPU-intensive tasks such as matrix multiplications, prime number calculations, large list sorting, and hash computations. While these additional tasks influenced computation time, they did not affect memory usage for the evaluated processes. Owing to limited data availability, the final dataset used in this study comprised a combination of Dataset1 and Dataset2.

5.2 Fingerprinting Method

Our initial analysis reveals significant differences between the two libraries in terms of computational cycles and memory usage, enabling clear library-specific fingerprinting. For example, as seen from Fig 1 and 2, the PQ lattice-zkSNARK have substantially higher execution times compared to the classical pysnark, reflecting the additional cryptographic complexity inherent in post-quantum systems. Moreover, the distinct cycle distributions across CPU cores and unique memory footprints associated with each library further reinforce their identifiable characteristics. These findings underline the potential for accurate differentiation of SNARK implementations, offering valuable insights for security analysis and optimization in both post-quantum and classical SNARK contexts.

Based on these results, we formulate the fingerprinting problem as a machine learning binary classification, with classes identified as classical and post-quantum. We start the classification task with 19 features, of which 12 features represent the cycles used by each core of the CPU and remaining 7 features represent a process’s memory usage, including total virtual memory, physical memory in use, data segment, stack, executable code, shared libraries, and page table entries. We narrow down our feature set to 2 CPU cycle based features using the Chi-square statistical test as the scoring function to get the top features by importance. Finally, we use an 80-20 train-test split of the dataset.

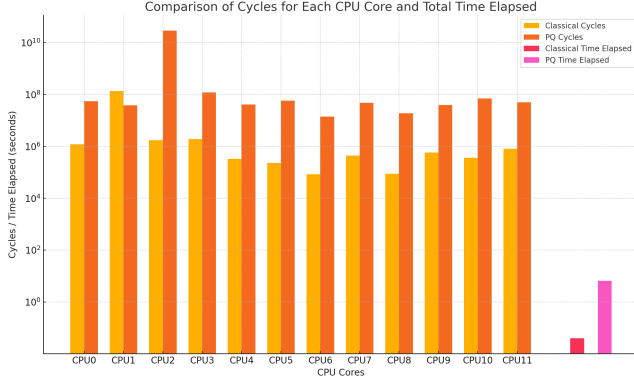


Figure 1: SNARK libraries, **pysnark** vs **lattice_zksnark**, CPU cycle comparison

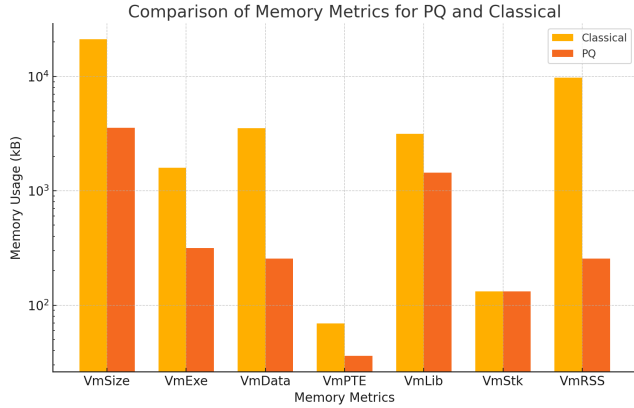


Figure 2: SNARK libraries, **pysnark** vs **lattice_zksnark**, Memory usage comparison

5.3 Results

The dataset comprised of 4000 samples, evenly split between **pysnark** and **lattice_zksnark**. The XGBoost model achieved 100% classification accuracy. The results are presented in Table 16. This level of accuracy can be extrapolated to larger datasets, given the distinctive and consistent patterns observed in the computational and memory usage metrics.

Model	Overall Accuracy	Metric	pysnark (classical)	lattice_zksnark (post-quantum)
XGBoost	1.00	Precision	1.00	1.00
		Recall	1.00	1.00
		F1-Score	1.00	1.00

Table 16: SNARK libraries, **pysnark** vs **lattice_zksnark**, Dataset1 & Dataset2

6 Case Studies

In this section we describe how fingerprinting post-quantum libraries and protocols can benefit real world applications.

6.1 Quartz Integration

As part of the real-world transition to PQC [53] enterprises must be able to assess their PQC-readiness. To support these efforts, Cisco has released as open source a research prototype called "Quartz" - Quantum Risk and Threat Analyzer [19]. Quartz supports static and dynamic scanning of several protocols and processes, analyzes and identifies quantum-vulnerable cryptography protocols and libraries being used, and carries out risk analysis that can help in remediation of such vulnerabilities using quantum-resistant algorithms and implementations such as PQC standards. It scans and analyzes network communications, cloud applications, databases, operating systems, file systems. Quartz also analyzes source code, SQL queries, and cloud account activities.

Quartz relies on communication meta-data and payload if it can access, the configurations and code/scripts in order to determine the type of cryptography protocols, but it does not have the ability to analyze performance metrics and fingerprinting capabilities as proposed in this paper. Our fingerprinting techniques can be used by a system like Quartz in order to be able to identify quantum-vulnerable cryptography protocols and libraries across the communication and computing stack in a black-box and/or white-box manner.

Integration with Quartz. We have enhanced the Quartz system by incorporating advanced features for post-quantum connection detection in TLS and the classification of cryptographic key exchange and digital signature algorithms based on CPU cycle and memory usage. Furthermore, we have developed and integrated dedicated API endpoints into the Quartz system, facilitating seamless backend execution of the relevant scripts. We will make our changes available in the main Quartz repository to promote transparency and accessibility. We provide an anonymous repository with a cloned version of Quartz and our integrated features, available at <https://anonymous.4open.science/r/Fingerprint-809D/>.

The TLS connection detection feature is designed to identify connections employing PQ cryptographic algorithms for key exchange. This functionality is enabled by submitting a .pcapng file through a POST request to the /classify API endpoint. The system processes the file and outputs the IP addresses utilizing PQ connections along with the probable key exchange algorithm(s). The feature supports efficient analysis of network traffic and is particularly suited for monitoring environments transitioning to PQ cryptographic standards.

The second major enhancement focuses on classifying cryptographic algorithms based on their resource usage. For this task, the system leverages models trained on both **Dataset1** and **Dataset2** to ensure resilience in diverse operational contexts. To classify key exchange algorithms, users submit a .csv file containing CPU cycle and memory usage metrics to the /classifyKex endpoint. Similarly, digital signature algorithms can be classified by providing a .csv file to the /classifySig endpoint. The outputs from these endpoints consist of the

predicted algorithm associated with each entry in the dataset, enabling detailed profiling of cryptographic operations.

6.2 Identifying Post Quantum TLS Connections on domains from Tranco

To identify servers on the internet using PQC keys for TLS connections, we conducted a targeted probe of 1 million domains selected from the Tranco dataset [43]. This effort yielded 160,023 connection attempts to these domains, from which 4,988 unique IP addresses were identified as potentially supporting PQ keys. It is worth noting that not all domains could be probed due to DNS resolution failures, impacting the total connection attempts.

Occasionally, our probing process generated multiple algorithmic suggestions per connection, including both classical and PQ methods. For instance, the IP associated with the domain 1-800-FLOWERS.com suggested the use of either ECDH-P384 (classical) or Classic-McEliece-348864 (PQ) key, but manual validation confirmed the use of ECDH-P384. While these minor discrepancies introduce a small margin of error, we maintain that a slight overestimation of PQC presence is preferable to underdetection in this exploratory context. Table 17 presents the top 10 organizations ranked by the number of IP addresses associated with organisations.

Organization	Number of IPs
Cloudflare, Inc.	4083
Google LLC	170
Amazon Technologies Inc.	58
Microsoft Corporation	51
RIPE Network Coordination Centre	49
DigitalOcean, LLC	48
Akamai Technologies, Inc.	25
Shopify, Inc.	18
Leaseweb USA, Inc.	10
OVH Hosting, Inc.	10

Table 17: Top 10 Organizations by Number of IPs

7 Related Work

In this section, we review the related literature. We begin by examining side-channel attacks targeting traditional cryptographic algorithms, followed by an analysis of fingerprinting techniques applied to protocols through encrypted traffic analysis. Next, we examine the benchmarking of cryptographic protocols and algorithms to assess their performance and resilience in various environments.

Side-channel attacks. The prevalence of side-channel attacks on classical cryptographic algorithms, such as RSA, AES, and ECC, provides a strong precedent for the potential occurrence of similar attacks on PQ algorithms. This

work [76] revealed that side-channel attacks like simple power analysis can potentially reveal the secret key through power consumption variations during the execution of ECC point operations. The study [42] showed that Differential Power Analysis can be used to extract AES keys by analyzing power consumption patterns during encryption operations. This paper [29] presents an acoustic side-channel attack that can extract RSA keys by analyzing the sound produced by the computer during cryptographic operations. The study in [16] showed that they can extract private keys from an OpenSSL-based web server running on a machine in the local network by timing side-channel attack against OpenSSL. CRYSTALS-Kyber implementation has been broken by [25] (after it was selected as a finalist and before the standardization).

Traffic fingerprinting. In this work [78] the authors show a novel approach to protocol identification in encrypted traffic by utilizing observable features such as packet timing, size, and direction, achieving high accuracy without relying on packet contents or host information. The study [77] proposes an end-to-end encrypted traffic classification method with only a one-dimensional convolution neural network.

Benchmarking PQ protocols. The work [67] introduces a framework for benchmarking PQ cryptographic algorithms within TLS, specifically analyzing the impact of latency and packet loss on hybrid key exchanges and digital signatures.

8 Conclusion

In this work, we demonstrate the feasibility of distinguishing between post-quantum and classical algorithms based on their implementation within cryptographic libraries, SNARK generating libraries and widely used protocols. We classified and identified library implementations for both post-quantum and classical primitives and SNARKS. This classification is achieved by analyzing the CPU cycle counts and memory footprints associated with these algorithms, utilizing ensemble learning models that deliver high accuracy in differentiation. We extended our analysis to the identification of key exchange algorithms employed within various connections, specifically focusing on post-quantum implementations of protocols such as TLS, SSH, OpenID Connect, QUIC, and VPN. To achieve this, we meticulously analyze both self-generated and publicly available packet captures. By filtering for key exchange packets, we are able to accurately discern the specific key exchange algorithms being utilized. Finally, we integrate our fingerprinting methods with QUARTZ and also identify domains in Tranco which use post quantum TLS handshakes.

Availability

Our code is available at <https://anonymous.4open.science/r/Fingerprint-809D/README.md>.

References

- [1] Wireshark sample captures. <https://wiki.wireshark.org/SampleCaptures>.
- [2] libsark: C++ library for zksarks. <https://github.com/scipr-lab/libsark>, 2014. GitHub repository.
- [3] pysark: A python library for zksarks with libsark backend. <https://github.com/asonnino/pysark>, 2023. GitHub repository.
- [4] Kudelski Security . Post-quantum wireguard, 2023. Available at <https://github.com/kudelskisecurity/pq-wireguard>.
- [5] Carlos Aguilar Melchor, Julien Barrier, Anthony Dion, Philippe Gaborit, Martin Guysinsky, and Gilles Zemor. Hqc: A code-based key encapsulation mechanism. In *International Conference on Post-Quantum Cryptography*, pages 365–393. Springer, 2018.
- [6] Amazon Web Services. Aws-lc: An open-source cryptographic library, 2023. Accessed: 2024-08-22.
- [7] Apple Inc. Secure transport api: Apple’s cryptographic api for secure communication, 2023. Available at https://developer.apple.com/documentation/security/secure_transport.
- [8] Nathalie Aragon, Philippe Gaborit, Trystan Haute, and Gilles Zemor. Bike: Bit-flipping key encapsulation. In *PQCrypto 2021: Post-Quantum Cryptography*, pages 1–22. Springer, 2021.
- [9] Jean-Philippe Aumasson, Daniel J Bernstein, Erik Dahmen, Buchmann Florian, Renato Misoczki, Ruben Niederhagen, and Andrew Wilkison. Sphincs+: Modular and scalable signature schemes. In *Proceedings of the 2019 ACM SIGSAC Conference on Computer and Communications Security*, pages 968–979, 2019.
- [10] Auth0, Inc. Auth0: Identity management platform, 2023. Available at <https://auth0.com/>.
- [11] AWS. s2n-quic: An implementation of the quic protocol in rust and s2n-tls, 2023. Available at <https://github.com/aws/s2n-quic>.
- [12] AWS. s2n-tls: An open source tls/ssl implementation, 2023. Available at <https://github.com/aws/s2n-tls>.
- [13] Joppe W Bos, Craig Costello, Michael Naehrig, and Douglas Stebila. Frodo: Take off the ring! practical, quantum-secure key exchange from lwe. In *Proceedings of the 2016 ACM SIGSAC Conference on Computer and Communications Security*, pages 1006–1018, 2016.
- [14] Joppe W Bos, Léo Ducas, Eike Kiltz, Tancrede Lepoint, Vadim Lyubashevsky, Jacob Schanck, Peter Schwabe, Gregor Seiler, and Damien Stehlé. Crystals-kyber: A cca-secure module-lattice-based kem. In *2018 IEEE European Symposium on Security and Privacy (EuroS&P)*, pages 353–367. IEEE, 2018.
- [15] Christina Boura, Guillaume Coggia, Alain Couvreur, Tim Güneysu, and Albrecht Petzoldt. Gemss: A great multivariate short signature. In *International Conference on the Theory and Application of Cryptology and Information Security*, pages 227–247. Springer, 2018.
- [16] David Brumley and Dan Boneh. Remote timing attacks are practical. In *12th USENIX Security Symposium (USENIX Security 03)*, Washington, D.C., August 2003. USENIX Association.
- [17] Johannes Buchmann, Erik Dahmen, and Andreas Hülsing. Xmss: A practical forward secure signature scheme based on minimal security assumptions. In *International Workshop on Post-Quantum Cryptography*, pages 117–129. Springer, 2011.
- [18] Melissa Chase, Hao Chen, David Derler, Steven Goldfeder, Alena Krasnova, Shiva Prasad Maram, Jacobus van der Merwe, Gregory Neven, Rachel Schofield, Anand Thyagarajan, et al. Picnic: a family of post-quantum secure digital signature algorithms. In *Proceedings of the 2019 ACM SIGSAC Conference on Computer and Communications Security*, pages 1249–1261, 2019.
- [19] Cisco. Quartz: Quantum Risk and Threat Analyzer, 2024. Available at <https://github.com/cisco-open/Quartz>.
- [20] Cloudflare, Inc. Quiche: Cloudflare’s implementation of quic, 2023. Available at <https://github.com/cloudflare/quiche>.
- [21] Jan-Pieter D’Anvers, Qi Guo, Thomas Johansson, Erik Nilsson, Frederik Vercauteren, and Ingrid Verbauwhede. Saber: Module-lwr based key exchange, cpa-secure encryption and cca-secure kem. In *International Conference on Cryptographic Hardware and Embedded Systems*, pages 282–305. Springer, 2018.
- [22] Jintai Ding and Dieter Schmidt. Rainbow: A new multivariable polynomial signature scheme. In *International Conference on Applied Cryptography and Network Security*, pages 164–175. Springer, 2005.
- [23] Jason A. Donenfeld. Wireguard: Next generation kernel network tunnel. In *Proceedings of the Network and Distributed System Security Symposium (NDSS)*. Internet Society, 2017.

- [24] Draft, IETF TLS. Hybrid Design for TLS, 2024.
- [25] Elena Dubrova, Kalle Ngo, Joel Gärtner, and Ruize Wang. Breaking a fifth-order masked implementation of crystals-kyber by copy-paste. In *Proceedings of the 10th ACM Asia Public-Key Cryptography Workshop*, pages 10–20, 2023.
- [26] Armando Faz-Hernandez and Kris Kwiatkowski. *Introducing CIRCL: An Advanced Cryptographic Library*. Cloudflare, June 2019. Available at <https://github.com/cloudflare/circl>. v1.4.0 Accessed Aug, 2024.
- [27] Nil Foundation. zkllvm: A framework for building zksnark-friendly circuits. <https://github.com/NilFoundation/zkLLVM>, 2025. Accessed: 2025-01-08.
- [28] Pierre-Alain Fouque, Jeffrey Hoffstein, Paul Kirchner, Thijs Laarhoven, Phong Q Nguyen, Thomas Prest, Gregor Seiler, and Damien Stehlé. Falcon: Fast-fourier lattice-based compact signatures over ntru. In *Cryptographic Hardware and Embedded Systems—CHES 2018*, pages 317–337. Springer, 2018.
- [29] Daniel Genkin, Adi Shamir, and Eran Tromer. Rsa key extraction via low-bandwidth acoustic cryptanalysis. In Juan A. Garay and Rosario Gennaro, editors, *Advances in Cryptology – CRYPTO 2014*, pages 444–461, Berlin, Heidelberg, 2014. Springer Berlin Heidelberg.
- [30] Google. Google identity: Authentication and identity platform, 2023. Available at <https://developers.google.com/identity>.
- [31] Jeffrey Hoffstein, Jill Pipher, and Joseph H Silverman. Ntru: A ring-based public key cryptosystem. In *International Algorithmic Number Theory Symposium*, pages 267–288. Springer, 1998.
- [32] IETF. RFC 4253: The Secure Shell (SSH) Transport Layer Protocol, 2006. Available at <https://datatracker.ietf.org/doc/html/rfc4253>.
- [33] IETF. RFC 6749: The OAuth 2.0 Authorization Framework, 2012. Available at <https://datatracker.ietf.org/doc/html/rfc6749>.
- [34] IETF. RFC 6750: The OAuth 2.0 Authorization Framework: Bearer Token Usage, 2012. Available at <https://datatracker.ietf.org/doc/html/rfc6750>.
- [35] IETF. The transport layer security (tls) protocol version 1.3, 2018. Available at <https://tools.ietf.org/html/rfc8446>.
- [36] IETF. Internet protocol security (ipsec), 2023. Available at <https://tools.ietf.org/html/rfc4301>.
- [37] IETF. Layer two tunneling protocol (l2tp) and internet protocol security (ipsec), 2023. Available at <https://tools.ietf.org/html/rfc3193>.
- [38] Yuval Ishai, Hang Su, and David J. Wu. Shorter and faster post-quantum designated-verifier zkSNARKs from lattices. In *ACM CCS*, 2021.
- [39] Jana Iyengar and Martin Thomson. QUIC: A UDP-Based Multiplexed and Secure Transport. RFC 9000, May 2021.
- [40] David Jao and Luca De Feo. Supersingular isogeny key encapsulation. In *PQCrypto 2017: Post-Quantum Cryptography*, pages 1–22. Springer, 2017.
- [41] D. Johnson, A. Menezes, and S. Vanstone. The elliptic curve digital signature algorithm (ecdsa).
- [42] Paul Kocher, Joshua Jaffe, and Benjamin Jun. Differential power analysis. In *Proceedings of the 19th Annual International Cryptology Conference on Advances in Cryptology (CRYPTO '99)*, pages 388–397. Springer-Verlag, 1999.
- [43] Victor Le Pochat, Tom Van Goethem, Samaneh Tajalizadehkhoob, Maciej Korczyński, and Wouter Joosen. Tranco: A research-oriented top sites ranking hardened against manipulation. In *26th Annual Network and Distributed System Security Symposium*, NDSS '19, 2019.
- [44] Benjamin Lipp, Karthikeyan Bhargavan, Daniel C. McGrew, and Eric Rescorla. The Datagram Transport Layer Security (DTLS) Protocol Version 1.3. RFC 9147, 2021.
- [45] Robert J McEliece. A public-key cryptosystem based on algebraic coding theory. In *The Deep Space Network Progress Report*, volume 44, pages 114–116, 1978.
- [46] Microsoft. Point-to-point tunneling protocol (pptp), 1999. Available at <https://www.rfc-editor.org/info/rfc2637>.
- [47] Microsoft. Secure socket tunneling protocol (sstp), 2007. Available at https://learn.microsoft.com/en-us/openspecs/windows_protocols/ms-sstp/4d0826a8-6214-48aa-80e5-cdd949fb7595.
- [48] Microsoft. Microsoft entra id: Identity and access management, 2023. Available at <https://www.microsoft.com/en-us/security/business/identity-access/microsoft-entra-id>.
- [49] Microsoft. Schannel: Secure channel security support provider, 2023. Available at <https://learn.microsoft.com/en-us/windows/win32/secauthn/secure-channel>.

- [50] Microsoft. Windows subsystem for linux (wsl), 2023. Available at <https://docs.microsoft.com/en-us/windows/wsl/>.
- [51] National Institute of Standards and Technology (NIST). Fips 204: Module-lattice-based digital signature standard, August 2024. Available at <https://doi.org/10.6028/NIST.FIPS.204>.
- [52] National Institute of Standards and Technology (NIST). Migration to Post-Quantum Cryptography, 2024. Available at <https://www.nccoe.nist.gov/crypto-agility-considerations-migrating-post-quantum-cryptographic-algorithms>.
- [53] National Institute of Standards and Technology (NIST). PQC: Post-Quantum Cryptography, 2024. Available at <https://csrc.nist.gov/projects/post-quantum-cryptography>.
- [54] National Institute of Standards and Technology (NIST). FIPS 203 Module-Lattice-Based Key-Encapsulation Mechanism Standard, August 13, 2024. Available at <https://csrc.nist.gov/pubs/fips/203/final>.
- [55] National Institute of Standards and Technology (NIST). FIPS 204 Module-Lattice-Based Digital Signature Standard, August 13, 2024. Available at <https://csrc.nist.gov/pubs/fips/204/final>.
- [56] National Institute of Standards and Technology (NIST). FIPS 205 Stateless Hash-Based Digital Signature Standard, August 13, 2024. Available at <https://csrc.nist.gov/pubs/fips/205/final>.
- [57] National Institute of Standards and Technology (NIST). NIST Releases First 3 Finalized post-quantum Post-Quantum Encryption Standards, August 13, 2024. Available at <https://www.nist.gov/news-events/news/2024/08/nist-releases-first-3-finalized-post-quantum-encryption-standards>.
- [58] National Institute of Standards and Technology (NIST). FIPS 203 (initial public draft), Module-Lattice-Based Key-Encapsulation Mechanism Standard, August 24, 2023.
- [59] National Institute of Standards and Technology (NIST). FIPS 204 (initial public draft), Module-Lattice-Based Digital Signature Standard, August 24, 2023.
- [60] National Institute of Standards and Technology (NIST). FIPS 205 (initial public draft), Stateless Hash-Based Digital Signature Standard, August 24, 2023.
- [61] Okta, Inc. Okta: Identity and access management platform, 2023. Available at <https://www.okta.com/>.
- [62] Open Quantum Safe Project. liboqs: Open Quantum Safe project, 2021. Available at <https://github.com/open-quantum-safe/liboqs>.
- [63] Open Quantum Safe Project. Oqs-openssl: Post-quantum cryptography integration in openssl, 2023. Available at <https://github.com/open-quantum-safe/openssl>.
- [64] Open Quantum Safe Project. Post-quantum openvpn: Integrating post-quantum cryptography into openvpn, 2023. Available at <https://github.com/open-quantum-safe/oqs-demos/tree/main/openvpn>.
- [65] OpenVPN Technologies, Inc. Openvpn: Open source vpn solution, 2023. Available at <https://openvpn.net/>.
- [66] Andriy Panchenko, Lukas Niessen, Andreas Zinnen, and Thomas Engel. Website fingerprinting in onion routing based anonymization networks. In *Proceedings of the 10th Annual ACM Workshop on Privacy in the Electronic Society*, WPES '11, page 103–114, New York, NY, USA, 2011. Association for Computing Machinery.
- [67] Christian Paquin, Douglas Stebila, and Goutam Tamvada. Benchmarking post-quantum cryptography in TLS. In Jintai Ding and Jean-Pierre Tillich, editors, *Proc. 11th International Conference on Post-Quantum Cryptography (PQCrypto) 2020*, volume 12100 of *LNCS*, pages 72–91. Springer, April 2020.
- [68] Ray Perlner, Elia Rompel, and Aleksander Davidson. Post-quantum electronic identity: Adapting openid connect and oauth 2.0 to the post-quantum era. In *Proceedings of the 2023 IEEE Symposium on Security and Privacy (SP)*. IEEE, 2023.
- [69] T. Pornin. Rfc 6979: Deterministic usage of the digital signature algorithm (dsa) and elliptic curve digital signature algorithm (ecdsa). <https://datatracker.ietf.org/doc/html/rfc6979>, 2013.
- [70] PQCclean and PQM4 Teams. PQM4: Post-quantum cryptography for cortex-m4, 2021. Available at <https://github.com/mupq/pqm4>.
- [71] OpenSSL Project. Openssl: The open source toolkit for ssl/tls, 2023. Available at <https://www.openssl.org/>.
- [72] Psiphon Labs. gquic-go: A go implementation of google quic (gquic). <https://pkg.go.dev/github.com/psiphon-labs/psiphon-tunnel-core/psiphon/common/quic/gquic-go>, 2024.
- [73] QA Cafe. Sample captures for quic, doh, communityid, wpa3 - cloudshark 3.10. <https://www.qacafe.com/r>

esources/sample-captures-for-quic-doh-communityid-wpa3-cloudshark-3-10/.

- [74] Ronald L Rivest, Adi Shamir, and Leonard Adleman. A method for obtaining digital signatures and public-key cryptosystems. In *Communications of the ACM*, volume 21, pages 120–126. ACM, 1978.
- [75] The OpenBSD Project. Openssh: Secure shell, 2023. Available at <https://www.openssh.com/>.
- [76] C. D. Walter. Simple power analysis of unified code for ECC double and add. In *Proceedings of the International Workshop on Cryptographic Hardware and Embedded Systems (CHES)*, pages 191–204, 2004.
- [77] Wei Wang, Ming Zhu, Jinlin Wang, Xuewen Zeng, and Zhongzhen Yang. End-to-end encrypted traffic classification with one-dimensional convolution neural networks. In *2017 IEEE International Conference on Intelligence and Security Informatics (ISI)*, pages 43–48, 2017.
- [78] Charles V. Wright, Fabian Monrose, and Gerald M. Masson. On inferring application protocol behaviors in encrypted network traffic. In *Journal of Machine Learning Research*, volume 7, pages 2745–2769. Microtome Publishing, December 2006. Submitted 3/06; Revised 9/06; Published 12/06.
- [79] Diwen Xue, Reethika Ramesh, Arham Jain, Michalis Kallitsis, J. Alex Halderman, Jedidiah R. Crandall, and Roya Ensafi. OpenVPN is open to VPN fingerprinting. In *31st USENIX Security Symposium (USENIX Security 22)*, pages 483–500, Boston, MA, August 2022. USENIX Association.

A Integration of digital signatures in secure protocols

Current PQ secure protocols has been limited to replacing the DH key exchange with a KEM scheme. Complete solutions should also consider the integration of digital signatures.

In TLS, the use of larger PQ signatures along with PQ key exchange during the handshake will overshoot the typical Ethernet MTU of 1,500 bytes after accounting for protocol overheads, resulting in packet fragmentation. For example, if NIST-standardized Dilithium scheme is employed, the signature sizes exceed the MTU necessitating packet fragmentation. Specifically, a Dilithium 2 signature (2420 bytes) will need 2 packets, while a Dilithium 3 signature (3293 bytes) will require 3 packets to be transmitted. Fragmentation not only increases latency due to reassembly and retransmission but also enhances fingerprintability, as the distinct size and fragmentation patterns of PQ handshake packets can expose cryptographic traffic to adversaries. These scalability, performance,

and security challenges underscore the need for significant advancements in router hardware, network bandwidth, and cryptographic efficiency before widespread adoption of PQ signature schemes in such protocols.

Because there are no current secure protocols that have replaced digital signatures, we investigated the possibility of distinguishing versions using PQ solutions, by analyzing digital signatures when the only information available is latency, where the additional cost introduced by PQ schemes is going to be computational cost. Given the superior performance of XGBoost compared to other models we experimented with, it was selected for further training using both **Dataset1** and **Dataset2**. The model was trained without memory-related parameters, focusing solely on CPU cycle data, to determine how effectively multi-class classification of digital signature algorithms could be achieved based on this subset of features. The dataset consisted of 80,000 samples, with 20,000 samples from each post-quantum digital signature scheme, ensuring equal representation across all variants. The accuracy remained consistent, ranging between 84% and 86%.

B Simplified Classical Key Exchange in TLS 1.3

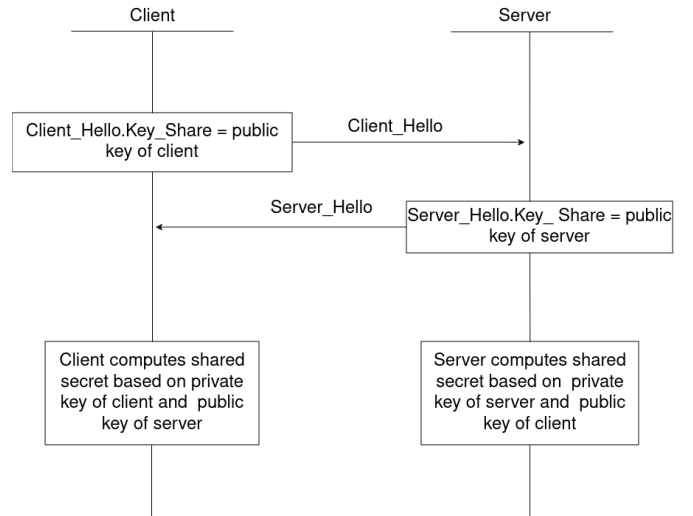


Figure 3: Simplified Classical Key Exchange in TLS 1.3

C Simplified Hybrid Key Exchange in TLS 1.3

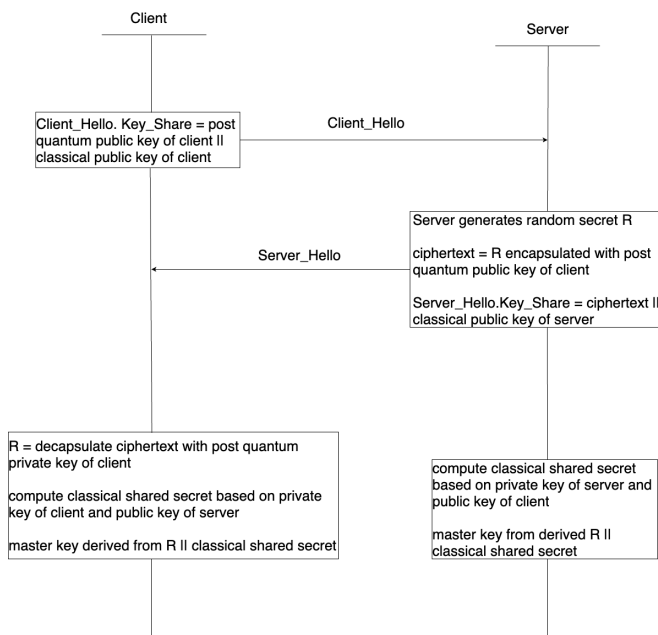


Figure 4: Simplified Hybrid Key Exchange in TLS 1.3