

Using a Market Economy to Provision Compute Resources Across Planet-wide Clusters

Murray Stokely, Jim Winget,
Ed Keyes, Carrie Grimes
Google, Inc.
Mountain View, CA
{mstokely,winget,edkeyes,cgrimes}@google.com

Benjamin Yolken
Department of Management Science and Engineering
Stanford University
Stanford, CA
yolken@stanford.edu

Abstract—We present a practical, market-based solution to the resource provisioning problem in a set of heterogeneous resource clusters. We focus on provisioning rather than immediate scheduling decisions to allow users to change long-term job specifications based on market feedback. Users enter bids to purchase *quotas*, or bundles of resources for long-term use. These requests are mapped into a simulated *clock auction* which determines uniform, fair resource prices that balance supply and demand. The reserve prices for resources sold by the operator in this auction are set based on current utilization, thus guiding the users as they set their bids towards under-utilized resources. By running these auctions at regular time intervals, prices fluctuate like those in a real-world economy and provide motivation for users to engineer systems that can best take advantage of available resources.

These ideas were implemented in an experimental resource market at Google. Our preliminary results demonstrate an efficient transition of users from more congested resource pools to less congested resources. The disparate engineering costs for users to reconfigure their jobs to run on less expensive resource pools was evidenced by the large price premiums some users were willing to pay for more expensive resources. The final resource allocations illustrated how this framework can lead to significant, beneficial changes in user behavior, reducing the excessive shortages and surpluses of more traditional allocation methods.

I. INTRODUCTION

The last decade has seen the rise of IT services supported by large, heterogeneous, distributed computing systems. These systems, which serve as the backbone for “grid,” “cloud,” and “utility” computing environments, provide the necessary speed, redundancy, and cost-effectiveness to enable the powerful Internet applications offered by Google and others. In addition, such systems can be used internally, within the enterprise, to support essential business functions. In the future, as costs per unit continue to go down, we will see exciting new functionality and applications supported by these environments.

Despite their size, however, the resources in these large-scale, distributed systems are necessarily finite. Not every external client or internal engineering team can get everything that it demands. The system operator must place hard limits on the CPU, disk, memory, etc. that each job or job class can use. Otherwise, some tasks will be starved and user experience will suffer. These allocation limits are then mapped into the

low-level scheduling algorithms (e.g., time sharing) used to actually assign jobs to units of physical hardware.

Traditionally, such limits / quotas have been set manually according to pre-defined policies. The operator either grants each user an equal share of the system or, more likely, decides that certain jobs / users are “more important” than others, giving the former higher quotas or the ability to preempt lower-ranked tasks. This approach works well for small, homogeneous systems, but scales poorly as the systems and their supported user bases get larger and more heterogeneous. In the latter case, the information requirements on the operator can become extremely onerous; even with complex optimization procedures, the final allocation is often *inefficient* from a system-wide perspective. These inefficiencies are manifested through uneven utilization, significant shortages and surpluses in certain resource pools, and general user unhappiness.

One solution is to instead allocate resources through a *market-based* system. Indeed, this is the manner in which nearly all commodities (e.g., oil, food, real estate, etc.) are priced and allocated in the “real-world” economy. People use money to purchase goods and services in such a way as to maximize their individual happiness. Participants with excess resources, on the other hand, sell them to receive money. The prices for these goods and services, in turn, dynamically fluctuate so as to match supply and demand. If the latter forces are not well-understood, then one can use *auctions* to gauge these and set prices appropriately. In this way, goods are allocated efficiently without quotas or extensive centralized control.

Much literature has proposed applying these market principles to the large-scale computing systems under study. Many of these models use auction-based pricing for the scheduling of *individual jobs* across multiple administrative domains [1], [2], [3]. Within this environment, these authors propose replacing standard scheduling algorithms with “economically inspired” ones. Round robin, for instance, might be replaced by a simulated auction in which the priority of each job is mapped into a “bid” [4], [5].

While the previous models are potentially useful for low-level scheduling, our focus here is on the higher-level provisioning of *aggregate resources* (e.g. quotas) across users within a single administrative domain that spans sites around

the world. These types of allocation problems have been studied extensively from a theoretical standpoint, but few practical applications have been introduced and evaluated. Those few appearing in the literature have been small-scale and limited to very specific application domains [6], [7]. As discussed in [8], much work remains to be done in making these “market-based” approaches both practical and scalable.

In this paper, we propose a novel, high-level approach to the pricing and allocation of resources in large-scale, “grid” systems. In particular, users specify desired bundles of resources along with the maximum amount they are willing to pay (or, if selling, the minimum amount they are willing to receive). In addition, the system operator acts as a seller of resources and sets *reserve prices* based on the current utilization of each resource pool. The final winners and prices are then determined through a *clock auction* starting at the latter prices. By repeating this process on a regular time scale (e.g., weekly), one can thus develop a dynamic, efficient “economy” for computing resources within a distributed, heterogeneous environment.

Given this framework, we implemented a combinatorial exchange within Google and ran experiments in which this was used to allocate resources across the company’s engineering teams. Our preliminary results indicate that this approach offers several advantages over traditional allocation mechanisms:

- 1) Allows market participants to make engineering design tradeoffs with the jobs they choose to run on their allocated resources. Teams that find resource A at a significant discount to resource B may bid on resource A and set about reengineering their job to use less of resource B and more of resource A.
- 2) Long-term resource utilization can be taken into account when setting reserve prices for new resources brought into the marketplace. In this way bidding behavior can be encouraged that improves the overall bin-packing of system clusters. Specifically, in later sections we develop a utilization weighted reserve price calculation to encourage uniform utilization levels across resource pools.

The remainder of this paper is organized as follows. We begin in the next section by discussing our mathematical model for resources and user preferences in a large-scale computing environment. Section 3 describes the clock auction mechanism used to set prices in our system. Section 4 addresses the utilization-based reserve pricing scheme described above. Our experimental results are discussed in Section 5. Finally, in Section 6, we conclude and give directions for future research.

II. RESOURCE AND USER PREFERENCE MODELS

Consider a large-scale computing system with R resource pools, indexed as $r = 1, 2, \dots, R$ and U users, indexed as $u = 1, 2, \dots, U$. The former represent aggregations of individual, physical resources which are divisible and shared across the users. Although the units of resources are the same for all resource pools, the pools in practice need not have exactly the same characteristics. Geographic location, location of other required resources or data, network connectivity, or

other secondary characteristics may (or may not) distinguish a particular pool for a particular user. In the experiments described later, these pools represented high-level, resource / location pairs (e.g., “CPUs in cluster 1”). The exact criteria used to distinguish these groups, however, is flexible and ultimately depends on the system being modeled. Similarly, the definition of a “user” is also flexible; in the case of our experiments, these were taken as distinct engineering teams within the company.

These users, given some initial endowment of money and resources, seek to buy, sell, and trade the latter in an individually optimal way. The exact details of this optimization are application-dependent. In many “grid” settings, however, the underlying user preferences are highly *combinatorial*; that is, users get maximal utility from particular bundles of resources consisting of very specific resource combinations. CPUs in a particular place, for instance, are probably not useful unless the user can get colocated memory, disk, and network resources as well. At the same time, these preferences may also reveal strong substitutability among resource bundles. For example, a user may demand a certain combination of CPU, memory, and disk but may be indifferent with respect to the exact location.

These preferences are well-understood by the users but not necessarily by the system operator. As discussed in the introduction, therefore, we propose that prices and allocations be set through an *auction*. In particular, users announce bids encapsulating their desired bundles and “willingness to pay” criteria in a tree-based bidding language similar to *TBBL* described in [9]. More formally, we assume that each user u submits some bid, \mathcal{B}_u , consisting of the pair $\{\mathcal{Q}_u, \pi_u\}$. The first term is a set of R -component vectors, q_u^1, q_u^2, \dots representing bundles of resources over which u is indifferent. In other words, u desires $[q_u^1 \text{ XOR } q_u^2 \text{ XOR } q_u^3 \dots]$. The components of each vector, in turn, encode either the quantities of each resource desired (if positive) or offered (if negative). The second bid term, π_u , gives the total, maximum amount that u is willing to pay (if positive) or the minimum amount that u is willing to receive (if negative). We assume that this is a scalar value applying to all bundles in \mathcal{Q}_u . Extending the model to allow for vector π ’s, corresponding to distinct valuations for each individual user bundle, does not significantly change our results and is omitted for notational simplicity.

We also assume that all bids are entered simultaneously, i.e. users cannot modify their bids based on the actions of others or provisional feedback from the system. In practice, participants are typically given some window of time in which to enter bids and, possibly, respond to environmental conditions. In this case, our analysis here still holds if we instead consider the bids to be the *final* values as of the end of the entry period. Modeling the dynamics of this initial phase is a very interesting problem, but one that is outside the scope of our investigation here.

III. PRICING ALGORITHM

A. Design Goals

Given the auction setup above, we now seek some algorithm that maps the bids described previously into both resource *prices* and *allocations*. The former are important for two reasons. First, these determine how much each winning user pays for its awarded resources. Second, and perhaps more importantly, though, these final prices act as *signals* to both the operator and the users. If demand exceeds supply for some resource pool, for instance, then this should be reflected by a significant price increase. This increase, in turn, indicates to losing bidders that they should increase their bids in future auctions. Moreover, it indicates to the system operator that there may be a shortage in the corresponding pool; the operator should address this shortage by increasing the supply of resources appropriately.

Any pricing algorithm, therefore, should satisfy the following criteria:

- 1) **Clear Signaling:** As discussed above, one of the primary goals of a grid-system resource auction is to provide clear signals about supply and demand to the participants. This is easiest to achieve when the final prices are *uniform* and *linear*. In other words, all winners within a given resource pool pay exactly the same “price per unit.” These unit prices are clearly announced at the end of the auction so that losing bidders can adjust their behavior in future auctions.
- 2) **Fair Outcomes:** Winners should be those who have “bid enough” and losers those who have bid “too little” given the final auction prices. In this sense, allocations are determined completely by the prices and bids, not by, “unfair,” exogenously provided operator preferences.
- 3) **Computational Tractability:** In a large grid computing environment, any pricing and allocation method has to scale well in the size of the system (i.e., number of resource pools and users). Procedures that require solving NP-hard optimizations are probably not a good choice.

B. Mathematical Description

We now describe the problem in more formal, mathematical terms. Let the final auction prices be given by the R-component vector p and let x_1, x_2, \dots, x_U represent the corresponding user allocations. Furthermore, let \mathbb{W} and \mathbb{L} represent, respectively, the sets of “winning” and “losing” bidders. Our algorithm design problem can then be expressed as

SYSTEM:

$$\begin{array}{ll}
 \max_{x,p} & f(x,p) \\
 \text{subject to:} & x_u \in \{0 \cup Q_u\} \quad \forall u \\
 & \sum_u x_u \leq 0 \\
 & \pi_u \geq x_u^T p \quad \forall u \in \mathbb{W} \\
 & x_u^T p = \min_{q \in Q_u} q^T p \quad \forall u \in \mathbb{W} \\
 & \pi_u < \min_{q \in Q_u} q^T p \quad \forall u \in \mathbb{L} \\
 & p \geq 0
 \end{array}$$

We refer to the above optimization as SYSTEM in the sequel.

There are many possible forms for the objective function, $f(x,p)$, and the “best” choice from these varies significantly from application to application. Some possibilities include using (1) the total *surplus*, i.e. the total difference between what users are willing to pay minus what they actually pay or (2) the total *value of trade*, i.e. the net value of all resources that change hands. Optimizing over these and then comparing the relative costs and benefits of the outcomes produced are rich areas for future research. In this paper we focus on a tractable solution for satisfying the constraints. Note that these have the following interpretations:

- (1) $x_u \in \{0 \cup Q_u\} \forall u$: Users either get one of their desired bundles or nothing at all. Thus, no scaling is allowed.
- (2) $\sum_u x_u \leq 0$: The final allocation leads to a net surplus of resources. There are no shortages created by awarding resources which are not available for distribution.
- (3) $\pi_u \geq x_u^T p \forall u \in \mathbb{W}$: All winners have provided values that are “high enough” given final prices.
- (4) $x_u^T p = \min_{q \in Q_u} q^T p \forall u \in \mathbb{W}$: Winners attain the “cheapest” bundles in their indifference sets.
- (5) $\pi_u < \min_{q \in Q_u} q^T p \forall u \in \mathbb{L}$: All losers have bid “too low” given the final prices.
- (6) $p \geq 0$: Prices must be non-negative.

Alternatively, one can tighten the second constraint to $\sum_u x_u = 0$, i.e. eliminate all “left over,” surplus resources, at the expense of violating the first one. Note that, in practice, it is usually impossible to have the market perfectly clear without scaling some user; supplies and demands will rarely “align” to the necessary extent.

Another possible modification is to replace the last constraint by $p \geq p_{\min}, p \leq p_{\max}$ where p_{\min} and p_{\max} are reasonable lower and upper bounds, respectively, on system prices. Doing so can keep the system away from “weird” or “unfair” values. On the downside, though, these additional constraints reduce the size of the feasible region and increase the possibility that no solution exists. In the remainder of this document, we assume for simplicity that p is only constrained to be nonnegative. Replacing this with upper and lower bounds does not significantly change the analysis or our results.

Finally, one might want to relax the win / loss constraints in the case of *ties*. For instance, if there is one unit of supply, and two users are both willing to pay up to \$1.00 for this unit, then the only feasible, “fair” outcome is that both lose and the resource remains unallocated. As this seems wasteful, it may be desirable in this case to break the “fairness” constraints by allowing one to lose and the other to win. This is less of a worry in large systems, though, because the probability of having an exact tie is extremely low.

C. Ascending Clock Auction

The requirements above rule out the most commonly applied combinatorial auction algorithms (e.g., the Vickrey-Clarke-Groves (VCG) mechanism), as these are generally *not* computationally tractable and do not produce fair, uniform prices

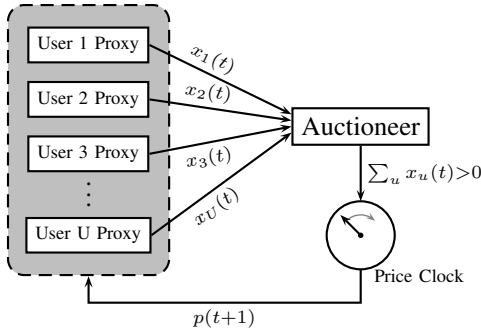


Fig. 1. Schematic of price update loop in ascending clock auction. The auctioneer collects the demands and/or supplies from each bidder proxy as a function of the current price. If demand exceeds supply, then the price clock is increased and the process repeats.

without significant “post processing” (see [10] for a more detailed discussion).

Instead, we propose using an *ascending clock auction* inspired by the “Simultaneous Clock Auction” from [11] and the updated, more advanced “Clock-Proxy Auction” from [12]. In both of these, the current price for each resource is represented by a “clock” that all participants can see. At each time slot, users name the quantities of each resource desired / offered at the given price. If the excess demand vector, $\sum_u x_u$, has all nonpositive components, then the auction ends. Otherwise, the auctioneer increases the prices for those items which have positive excess demand, and again solicits bids. Hence, the auction allows users to “discover” prices in real time and ends with a “fair” allocation in which all users pay / receive payment in proportion to uniform resource prices.

This “clock” approach has many desirable properties (detailed later) but requires feedback from the users over multiple rounds. We can adapt the algorithm to our single-round environment, however, by introducing *bidder proxies* that automatically adjust their demands on behalf of the real bidders. Although these proxies can be extremely sophisticated in practice, for our purposes here we model them as functions, $\mathcal{G}_u(p) \rightarrow q_u$, mapping the current prices into the “best” bundle from each \mathcal{Q}_u set. In particular, we have

$$\mathcal{G}_u(p) = \begin{cases} \hat{q}_u & \text{if } \hat{q}_u^T p \leq \pi_u \\ 0 & \text{otherwise} \end{cases} \quad (1)$$

$$\text{where } \hat{q}_u \in \arg \min q_u^T p \quad (2)$$

Given this proxy framework, we can time index the system state and then run a simulated, multi-round clock auction, as described below and shown in Figure 1.

1) *Algorithm*: From the discussion above, we have the following settlement algorithm:

Algorithm 1 Ascending Clock Auction

- 1: Given: U users, R resources, starting prices \tilde{p} , update increment function $g : (x, p) \rightarrow \mathbb{R}^R$
 - 2: Set $t = 0, p(0) = \tilde{p}$
 - 3: **loop**
 - 4: Collect bids: $x_u(t) = \mathcal{G}_u(p(t)) \forall u$
 - 5: Calculate excess demand: $z(t) = \sum_u x_u(t)$
 - 6: **if** $z(t) \leq 0$ **then**
 - 7: Break
 - 8: **else**
 - 9: Update prices: $p(t+1) = p(t) + g(x(t), p(t))$
 - 10: $t \leftarrow t + 1$
 - 11: **end if**
 - 12: **end loop**
-

2) *Parameters*: As formulated above, the clock auction requires two input parameters: (1) \tilde{p} , a set of starting prices, and (2) $g(x, p)$, a function for setting the price increment. The first should be set well below the expected settling prices (to ensure positive excess demand). On the other hand, setting these too low may unnecessarily prolong the auction. If there exist “reserve” prices that serve as lower bounds on all bids, then these are a reasonable choice. See Section IV below for one possible method of setting the former.

The $g(\cdot)$ function, on the other hand, maps the current system state into an R -dimensional vector of nonnegative, additive price updates. The simplest choice is $g(x, p) = \alpha z(t)^+$ where α is some small positive scalar, $z(t)$ is the excess demand defined above, and the notation x^+ is equivalent to $\max(x, 0)$, taken componentwise. In practice, however, this often causes the prices to move too quickly in the early rounds of the auction and then too slowly in the later ones. A more effective choice is to construct g such that no price changes by more than some fixed fraction, say δ :

$$g(x, p) = \min(\alpha z(t)^+, \delta e) \quad (3)$$

where e is the R -dimensional vector of all 1’s and the latter minimization is taken componentwise.

Another adjustment to consider for $g(\cdot)$ is a normalization for differences in the base resource prices. If some resource (e.g. disk) is much cheaper per unit than the others (e.g., CPU and RAM), then it may be helpful to reduce its increment rate. Otherwise, the final prices may be out of proportion from their expected relative sizes.

3) *Convergence*: Even if there exists a solution to SYSTEM, there may exist price directions along which excess demand is never eliminated. Hence, it is plausible that the clock auction may not converge even though its prices increase monotonically from round to round. We note, however, that such convergence is guaranteed if all participants are either “pure buyers” or “pure sellers,” i.e. each element of \mathcal{Q}_u is either all nonnegative or all nonpositive for each user. The reasoning behind this is that, for each “pure buyer” there exists some price threshold at which this user “drops out” and no

longer desires anything. Taking the maximum across all buyers gives us a “price ceiling” beyond which the auction must end.

When “traders” are also present, the convergence issue becomes much more complex. In fact, there are relatively small counterexamples with these types of users in which the clock auction never converges. These, however, are rather contrived and unlikely to be encountered in practice. Moreover, we hypothesize that there exist simple conditions (e.g., “traders” seek to buy more than they sell) which prevent these types of results. Proving these formally, however, is quite tricky and left as a topic for future research.

4) *Discussion:* Despite its apparent simplicity, the clock auction has a number of highly desirable features. First, and most significantly, it is computationally tractable. All else being equal, the execution time scales linearly in the number of participants and the number of resources. Solving for the prices in our experimental resource auction (having around 100 bidders and 100 system-level resources), for instance, took only a few minutes despite the fact that the underlying code was written in Python and was highly non-optimized. Optimized code written in a lower-level language could reduce this by at least one order of magnitude. See Section V below for more details.

Second, it is extremely robust. Irrespective of the system size, trade-dependencies between resources, the exact starting point, and other parameters, we have observed that it quickly reaches a “reasonable” set of prices and allocations. Unlike other algorithms, whose performance is extremely sensitive to the initial system parameters, the clock auction consistently generates plausible results on the first try.

Third, provided that it converges, the clock auction necessarily finds a feasible point for SYSTEM, i.e. a (x, p) pair at which there is no excess demand, prices are uniform, allocations are “fair,” etc. Just getting this is a very hard problem in larger systems, particularly when a significant fraction of participants are traders.

The obvious downside, however, is that this clock procedure does not explicitly optimize anything; while it finds a feasible point, it completely ignores the objective function, $f(x, p)$, in its update steps. If there are multiple feasible points for SYSTEM (as there usually are), then there is no guarantee that the procedure will converge to the optimal one or even to one that is “near optimal.” This suggests that other algorithms, based explicitly on optimization, may be better choices if they can be implemented in a computationally tractable way. This is an exciting area of research, and one that we will detail in a future paper.

IV. CONGESTION-WEIGHTED RESERVE PRICING

The performance of the clock auction depends heavily on the starting / reserve prices, \tilde{p} , chosen by the operator. As discussed above, these serve to guide the users as they calculate their bids and also affect the convergence speed of the clock procedure. More broadly, however, the reserve prices form a key input related to the *economic engineering* of the market for compute resources [13]. Specifically, the reserve

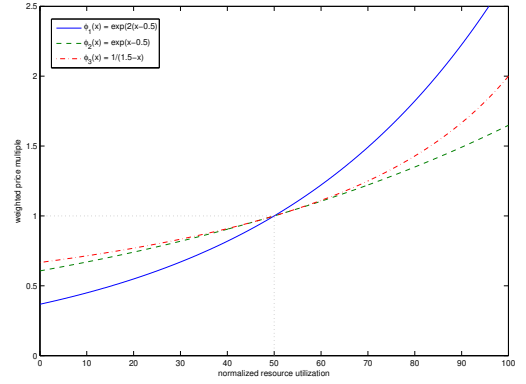


Fig. 2. Example utilization-weighted pricing curves.

prices form the basis of a decision support framework in the market economy that allows the operator to steer the system towards particular, desired outcomes. If one resource pool is particularly crowded, for instance, then the operator can set its reserve price high to ensure that users in this pool have the incentive to leave it for another, less crowded one. This also ensures that the operator gets a “fair price” when bringing new resources online. Ideally, the market handles these things automatically; this priming, however, may be necessary as the economy is “started up,” when participation is low and/or users do not fully understand how to optimally set their bids. In such cases of limited liquidity the use of a reserve pricing strategy based on some operator utility function allows the market to degrade gracefully into a market with fixed but differential pricing set to influence bidder behavior in the desired way.

As in [14] and [15], we use an approach that takes into account the resource loads. For each resource pool r , we assume there is a well-defined metric of current (i.e., pre-auction) utilization, $\psi(r)$. Furthermore, assume that each resource pool, r , has a real, known cost $c(r)$. We then define our weighted reserve price for one unit of r as:

$$\tilde{p}_r = \phi_r(\psi(r))c(r) \quad (4)$$

where $\phi_r(\cdot)$ is the weighting function for r .

A. Weighting Function Properties

The weighting functions should accurately reflect the scarcity or abundance of resources in individual pools. In particular, we propose the following criteria for constructing these:

- 1) $\phi_r(\cdot)$ is monotonically increasing
- 2) $\phi_r(\cdot) > 1.0$ for resources that are overutilized in a cluster
- 3) $\phi_r(\cdot) \leq 1.0$ for resources that are underutilized in a cluster
- 4) The relative cost difference of resources in highly congested clusters (e.g. 99% vs 80% utilization) is significantly greater than the cost difference of resources in underutilized clusters (e.g. 40% vs 15% utilization) as

the operator does not seek to encourage moves between underutilized clusters

- 5) $\phi_r(100\% \text{ utilization}) = k\phi_r(0\% \text{ utilization})$, for some constant k , to limit the impact on the initial endowment of budget dollars

The inputs of the weighting functions are utilization percentiles for the different resource dimensions (e.g. CPU, RAM, disk, network). The fifth property is strongly related to the strategy used for disbursement of initial budget dollars among bidders and is not covered here. Figure 2 shows some example weighting functions that were used in our market experiments.

V. EXPERIMENTAL RESULTS

Building a market economy inside a commercial entity requires an extensive *commercialization stack* separate from the distributed applications and cluster management systems that actually use these resources [13]. In particular, the ideas from the previous sections were used as the basis for decision support, price formulation, and trading support layers of an experimental resource allocation economy within Google. Other important systems for accounting, billing, and contract management are not discussed here as they are outside the scope of this paper.

To build the trading system, each resource pool was taken as a cluster / resource type combination with the latter including CPU, RAM, and disk. Engineering teams were given budget dollars and allowed to buy, sell, and trade resources with each other as well as the company itself. These transactions were priced by running periodic clock auctions with utilization-weighted reserve prices of the type described above.

In the remainder of this section, we discuss the various pieces of this system and then evaluate the pricing and provisioning outcomes produced.

A. The Trading Platform Implementation

The trading platform front end was implemented as an internal web application that could be used by teams to express trades in a simple bidding language against the available clusters participating in the auction. Users are greeted on a main page “market summary” (see Figure 3) that lists the participating clusters along with the number of active bids and offers in each, and the current market prices as determined by the clock auction.

Market participants enter bids through a two step process where they first enter requirements in terms of desired cluster resources (such as GFS [16] or Bigtable [17] resources). The second step, as shown in Figure 4, displays the covering amount of CPU, RAM, and disk and the current market prices for those components before allowing the user to enter a maximum bid price (for bids) or a minimum reserve price (for offers).

Given these bids, the trading platform then maps these into a simulated clock auction of the form discussed previously. Each engineering team generally corresponds to one “user” in the latter, although teams may be mapped into several, independent “users” if they are entering unlinked requests for

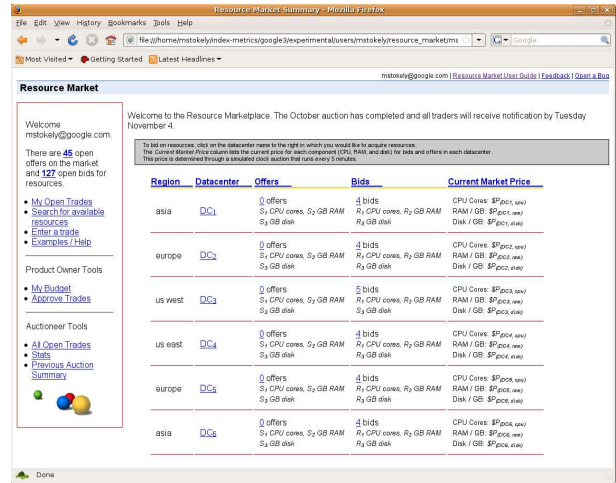


Fig. 3. Template for “market summary” page on trading platform front end.

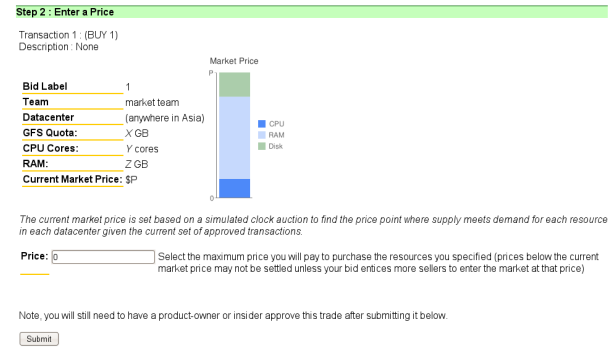


Fig. 4. Template for bid entry page.

resources across multiple clusters. In addition, the company itself may be mapped into clock auction participants if it is willing to buy or sell resources in one or more of the pools.

The parameters of this environment are fed into a separate clock auction simulator. The latter, written in Python, runs the clock auction algorithm to determine winning prices and allocations for the (simulated) users. This mapping, simulation, and price update process is run at periodic intervals during the bid collection phase; the preliminary, updated settlement prices are displayed on the market front end, as shown in Figure 5 above. At the conclusion of this phase, one last simulation is run. The results of this are used to determine the final, binding market prices and engineering team allocations.

B. Trading Activity

At the time of this writing we have run six, experimental auctions over the course of several months. As desired, we have seen excess demand raise the price of resources which were previously oversubscribed and seen a number of groups move to less crowded clusters. The plot in Figure 6 shows the ultimate settlement prices for one of our first auctions as a ratio over the former fixed price that was in place before the market economy. The boxplot in Figure 7 shows the utilization percentile of settled trades in the auction broken down by

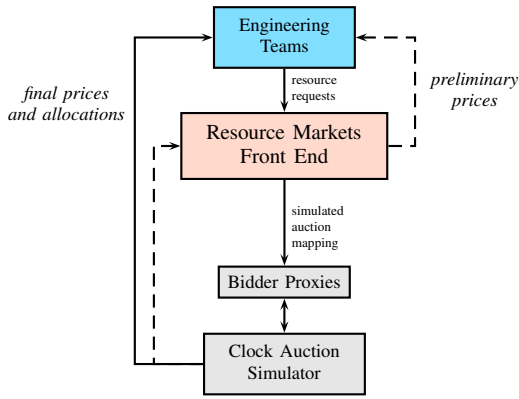


Fig. 5. Bidder interaction with market and clock auction.

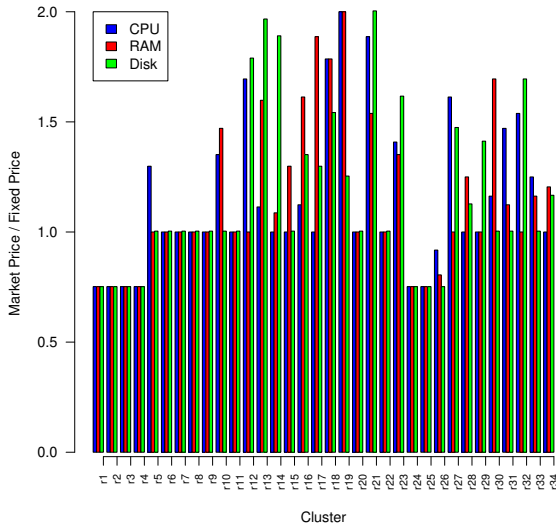


Fig. 6. Change in resource prices after auction.

bids and offers in three resource dimensions. This plot shows that most bids were for resources in underutilized clusters and most offers were for resources in overutilized clusters, which was the behavior strongly encouraged by the utilization-weighted reserve prices used to start the clock auction. It is also interesting to note the significant number of outliers, each representing resource needs for teams willing to pay a large premium.

It is worth noting that in those clusters with the highest market prices for resources we saw a number of large teams offer resources on the market to take advantage of the higher prices and move to less congested clusters. We also saw other teams that were willing to pay a significant price premium to continue growing in congested clusters even though resources were available at much lower cost elsewhere. This discrepancy shows the different premiums teams placed on relocation. There is an engineering cost to reconfiguring applications for different resource pools and the market economy allows teams

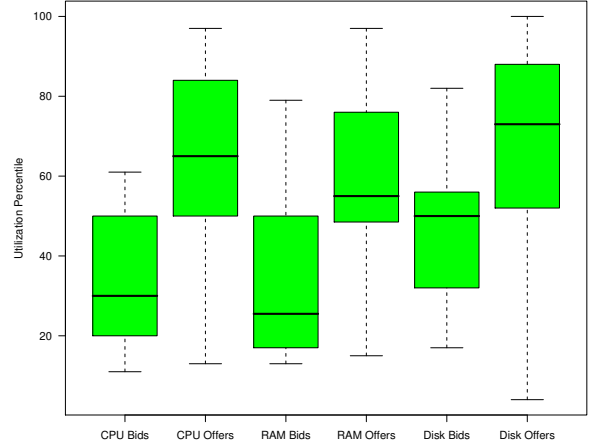


Fig. 7. Utilization percentiles of resources in settled transactions.

TABLE I
BID PREMIUM STATISTICS.

Auction	Median of γ_u	Mean of γ_u	% Settled
1	0.0092	0.0614	58.9%
2	0.0025	0.2078	88.2%
3	0.0009	0.0202	50.0%

to act on those costs autonomously. Without this market, the company would be forced to make centralized policy choices about the best placement of teams with imperfect knowledge of the engineering tradeoffs required.

C. Bidder Behavior

As the internal market economy has evolved we have noticed a number of distinct changes in bidder behavior. As users become more familiar with the market prices we have seen the reserve prices associated with bids move from closely tracking the former fixed price values to values much closer to the dynamic market prices. In particular, we define the premium between the bid price and the ultimate settled price as

$$\gamma_u = \frac{|\pi_u - x_u^T p_u|}{x_u^T p_u} \quad (5)$$

for each winning user, $u \in \mathbb{W}$.

Table I shows the mean and median of this premium for all bids in the last three auctions. The fourth column shows the percentage of trades that were ultimately settled in that auction. In the earlier auctions bid prices were at times wildly divergent, but the median has decreased significantly over time. It is worth pointing out that the mean has been more variable as in some auctions a number of sellers will enter very low prices confident that there will be ample competition and that the final market price will be fair. Similarly, some bidders in earlier auctions would enter arbitrarily low bids in the expectation that these trades would be settled due to lack of competition and excess Google supply without reserve prices.

Another change in bidder behavior we have observed is an increasing sophistication towards arbitrage opportunities. As the market price differential between resources increases there have been greater opportunities for teams to profit from one auction to the next. This behavior has led to the design of a more robust internal budgeting and provisioning process inside Google to encourage sharing, mobility, and thrift by internal teams, and to discourage hoarding and overestimating. Future research will study these behavioral issues in more detail.

VI. CONCLUSION

In this paper, we have thus proposed a framework for allocating and pricing resources in a grid-like environment. This framework employs a market economy with prices adjusted in periodic clock auctions. We have implemented a pilot allocation system within Google based on these ideas. Our preliminary experiments have resulted in significant improvements in overall utilization; users were induced to make their services more mobile, to make disk/memory/network tradeoffs as appropriate in different clusters, and to fully utilize each resource dimension, among other desirable outcomes. In addition, these auctions have resulted in clear price signals, information that the company and its engineering teams can take advantage of for more efficient future provisioning.

Future research will expand on several dimensions of our work here. On the theoretical side, we intend to more deeply explore existence, convergence, efficiency, and other properties of our clock pricing algorithm. We are also studying some alternative algorithms which explicitly optimize an operator-specified function. On the implementation side, we will expand our market-based allocation system while refining our reserve pricing strategies and overall user experience. These experiments will allow us to better understand user behavior and also to more fully evaluate the utility of employing “market economies” for these heterogeneous, large-scale computing environments.

ACKNOWLEDGMENT

Many others have made contributions to Google’s evolving market economy. We would like to first acknowledge the work of Srikanth Rajagopalan in the design and implementation of the market inside Google as described in the experimental results section. We would also like to thank Hal Varian and Cos Nicolaou for early design input about building a market economy for internal allocation of computing resources. Our experimental results would not have been possible without the help of many internal teams which helped us integrate our experimental system into the existing tools that engineers use for provisioning, budgeting, and reserving resources inside Google. Finally, we are grateful to the early participants in our resource market, who offered useful practical feedback about the platform. We would particularly like to acknowledge

the help of Girish Baliga, Andrew Barkett, Dan Birken, Hal Burch, Geoffrey Gowan, Vlad Grama, Alex (Sang) Le, Andrew McLaughlin, and Adam Rogoyski.

REFERENCES

- [1] R. Buyya, J. Giddy, and H. Stockinger, “Economic models for resource management and scheduling,” *Concurrency and Computation: Practice and Experience*, vol. 14, no. 13-15, pp. 1507–1542, Nov. 2002.
- [2] C. Ernmann, V. Hamscher, and R. Yahyapour, “Economic scheduling in grid computing,” in *JSSPP ’02: Revised Papers from the 8th International Workshop on Job Scheduling Strategies for Parallel Processing*, Jul. 2002, pp. 128–152.
- [3] R. Wolski, J. S. Plank, T. Bryan, and J. Brevik, “G-commerce: Market formulations controlling resource allocation on the computational grid,” in *IPDPS ’01: Proceedings of the 15th International Parallel and Distributed Processing Symposium*, Apr. 2001.
- [4] K. Lai, B. Huberman, and L. Fine, “Tycoon: a distributed market-based resource allocation system,” HP Labs, Tech. Rep., Feb. 2008.
- [5] C. Waldspurger, T. Hogg, B. Huberman, J. Kephart, and W. Stornetta, “Spawn: a distributed computational economy,” *IEEE Transactions on Software Engineering*, vol. 18, no. 2, pp. 103–117, Feb. 1992.
- [6] O. Regev and N. Nisan, “The popcorn market: online markets for computational resources,” *Decision Support Systems*, vol. 28, no. 1-2, pp. 177–189, Mar. 2000.
- [7] M. P. Wellman, J. K. MacKie-Mason, D. M. Reeves, and S. Swaminathan, “Exploring bidding strategies for market-based scheduling,” in *EC ’03: Proceedings of the 4th ACM Conference on Electronic Commerce*, Jun. 2003, pp. 115–124.
- [8] A. AuYoung, B. N. Chun, C. Ng, D. Parkes, A. Vahdat, and A. C. Snoeren, “Practical market-based resource allocation,” University of California, San Diego, Tech. Rep., Aug. 2007.
- [9] D. C. Parkes, R. Cavallo, N. Elprin, A. Juda, S. Lahaie, B. Lubin, L. Michael, J. Shneidman, and H. Sultan, “Ice: an iterative combinatorial exchange,” in *EC ’05: Proceedings of the 6th ACM Conference on Electronic Commerce*, Jun. 2005, pp. 249–258.
- [10] P. Cramton, Y. Shoham, and R. Steinberg, Eds., *Combinatorial Auctions*. MIT Press, 2006.
- [11] L. Ausubel and P. Cramton, “Auctioning many divisible goods,” *Journal of the European Economic Association*, vol. 2, no. 2-3, pp. 480–493, Apr. 2004.
- [12] L. Ausubel, P. Cramton, and P. Milgrom, “The clock-proxy auction: a practical combinatorial auction design,” in *Combinatorial Auctions*, P. Cramton, Y. Shoham, and R. Steinberg, Eds. MIT Press, 2004, ch. 5.
- [13] C. Kenyon and G. Cheliotis, “Grid resource commercialization: economic engineering and delivery scenarios,” in *Grid Resource Management: State of the Art and Future Trends*, J. Nabrzyski, J. Schopf, and J. Weglarz, Eds. Norwell, MA: Kluwer Academic Publishers, 2004, pp. 465–478.
- [14] J. Smith, E. Chong, A. Maciejewski, and H. Siegel, “Decentralized market-based resource allocation in a heterogeneous computing system,” in *IPDPS ’08: IEEE International Symposium on Parallel and Distributed Processing*, Apr. 2008, pp. 1–12.
- [15] M. Stonebraker, R. Devine, M. Kornacker, W. Litwin, A. Pfeffer, A. Sah, and C. Staelin, “An economic paradigm for query processing and data migration in mariposa,” in *PDIS ’94: Proceedings of the Third International Conference on Parallel and Distributed Information Systems*, Sep. 1994, pp. 58–68.
- [16] S. Ghemawat, H. Gobiuff, and S.-T. Leung, “The google file system,” in *SOSP ’03: Proceedings of the Nineteenth ACM Symposium on Operating Systems Principles*, Oct. 2003, pp. 29–43.
- [17] F. Chang, J. Dean, S. Ghemawat, W. C. Hsieh, D. A. Wallach, M. Burrows, T. Chandra, A. Fikes, and R. E. Gruber, “Bigtable: a distributed storage system for structured data,” in *OSDI ’06: Proceedings of the 7th Symposium on Operating Systems Design and Implementation*, Nov. 2006, pp. 205–218.

This figure "bidchart.png" is available in "png" format from:

<http://arxiv.org/ps/2503.17691v1>

This figure "clock-auction-frontend-diagram.png" is available in "png" format from:

<http://arxiv.org/ps/2503.17691v1>

This figure "clock-progression.png" is available in "png" format from:

<http://arxiv.org/ps/2503.17691v1>

This figure "marketbid.png" is available in "png" format from:

<http://arxiv.org/ps/2503.17691v1>