

# Machine Unlearning in Hyperbolic vs. Euclidean Multimodal Contrastive Learning: Adapting Alignment Calibration to MERU

Àlex Pujol Vidal<sup>1,3</sup>  
alexp@create.aau.dk

Sergio Escalera<sup>1,2</sup>  
sescalera@ub.edu

Kamal Nasrollahi<sup>1,3</sup>  
kna@milestone.dk

Thomas B. Moeslund<sup>1,4</sup>  
tbm@create.aau.dk

<sup>1</sup>Aalborg University, Denmark

<sup>2</sup>University of Barcelona and Computer Vision Center, Spain

<sup>3</sup>Milestone Systems, Denmark

<sup>4</sup>Pioneer Center for Artificial Intelligence, Denmark

## Abstract

*Machine unlearning methods have become increasingly important for selective concept removal in large pre-trained models. While recent work has explored unlearning in Euclidean contrastive vision-language models, the effectiveness of concept removal in hyperbolic spaces remains unexplored. This paper investigates machine unlearning in hyperbolic contrastive learning by adapting Alignment Calibration to MERU, a model that embeds images and text in hyperbolic space to better capture semantic hierarchies. Through systematic experiments and ablation studies, we demonstrate that hyperbolic geometry offers distinct advantages for concept removal, achieving near perfect forgetting with reasonable performance on retained concepts, particularly when scaling to multiple concept removal. Our approach introduces hyperbolic-specific components including entailment calibration and norm regularization that leverage the unique properties of hyperbolic space. Comparative analysis with Euclidean models reveals fundamental differences in unlearning dynamics, with hyperbolic unlearning reorganizing the semantic hierarchy while Euclidean approaches merely disconnect cross-modal associations. These findings not only advance machine unlearning techniques but also provide insights into the geometric properties that influence concept representation and removal in multimodal models. Source code available at <https://github.com/alex-pv01/HAC>.*

## 1. Introduction

It is commonly said that ‘we learn through contrast’. By comparing seemingly opposite concepts, we gain deeper

understanding—a fundamental principle underlying contrastive learning algorithms. This approach, which emphasizes identifying similarities and distinctions between data points, has emerged as a powerful framework for learning representations that effectively distinguish similarity from dissimilarity in machine learning systems [4].

The success of contrastive learning has led to the development of powerful multimodal models like CLIP, which aligns visual and textual representations in a shared Euclidean embedding space [22]. These models serve as foundational components for numerous downstream applications including zero-shot classification [21], image generation [24], and robotics [23]. More recently, MERU [7] has extended this paradigm by embedding images and text in hyperbolic rather than Euclidean space, better capturing the hierarchical relationships inherent in visual-semantic data.

Despite their impressive capabilities, these models rely on massive datasets scraped from the internet, which often contain problematic content including private information, copyrighted material, and harmful stereotypes [1]. This raises significant ethical and legal concerns, particularly as these models become more widely deployed. Machine unlearning—the ability to selectively remove information from trained models—initially emerged in response to regulatory frameworks like GDPR’s ‘right to be forgotten’ [8], but has since expanded to address a broader spectrum of challenges including privacy protection, safety enhancement, security concerns, fairness improvement, model robustness and copyright matters [5, 28].

In particular, concept removal (of NSFW or copyrighted content) becomes increasingly relevant to ensure a safe deployment for users and customers [20]. While recent work has explored unlearning in Euclidean contrastive learning

models like CLIP [14, 15, 20, 27, 29], the unique geometry of hyperbolic spaces presents new challenges and opportunities that remain unexplored. The geometric distinction raises an important question: How does the underlying geometry affect the efficacy and dynamics of machine unlearning in contrastive learning models?

In this paper, we investigate the adaptation of Alignment Calibration (AC) to hyperbolic representations in MERU. We present a systematic comparison of unlearning effectiveness between CLIP (Euclidean) and MERU (hyperbolic) models trained on identical data. Our contributions are threefold:

1. Proposing Hyperbolic Alignment Calibration (HAC), an extension of AC to operate in hyperbolic space by reformulating its objective functions using hyperbolic distance metrics and incorporating entailment constraints.
2. Based on zero-shot classification evaluation, we conduct a comprehensive comparative analysis of machine unlearning in Euclidean and hyperbolic contrastive learning spaces using AC and HAC, revealing that the hyperbolic method excels at removing the targeted concept at the cost of a decrease in performance on the retain set.
3. Through visualization techniques, we further complement our insights on how the underlying geometric structures affect unlearning dynamics. Indicating that HAC may profit from the exponential expansion of the hyperbolic space to achieve better unlearning.

This work bridges two important research areas: geometric representation learning and machine unlearning. By analyzing how CLIP and MERU, with different geometries in the latent space, differ under the influence of an unlearning process. Providing insights into how representation spaces encode and forget concepts. Our adaptation of an existing unlearning method to hyperbolic geometry advances our understanding of the relationship between geometric structure and concept removal, contributing to the theoretical foundations of machine unlearning for advanced vision language models.

## 2. Related work

Our research lies at the intersection of machine unlearning, contrastive learning models, and geometric representation learning. This section reviews prior work in these areas and highlights the research gap we aim to address.

### 2.1. Geometric Representation Learning

The choice of geometry for representation spaces has significant implications for the expressive power of learned embeddings. While most machine learning models operate in Euclidean space, recent work has explored alternative geometries, particularly for data with hierarchical structure.

Hyperbolic geometry, characterized by its negative curvature, provides a continuous analog of tree-like structures

[19]. In hyperbolic space, the volume of a ball grows exponentially with its radius, allowing to embed hierarchical data with low distortion. This property is valuable for representing data with natural hierarchies, such as taxonomies, social networks, and visual-semantic relationships [10, 19]. These geometric insights have direct implications for multimodal contrastive learning, where the choice of embedding space significantly impacts how concepts are organized and related across modalities.

### 2.2. Multimodal Contrastive Learning

Contrastive learning emerged as a powerful approach for unsupervised representation learning, training models to distinguish between similar (positive) and dissimilar (negative) pairs of examples [4]. This approach is formalized through the InfoNCE loss function [25]. Given a batch of  $N$  samples, where for every sample  $z_i$ , there is a positive pair  $z'_i \neq z_i$ , then:

$$L_{\text{InfoNCE}} = \frac{-1}{N} \sum_{i=1}^N \log \frac{\exp(\text{sim}(z_i, z'_i)/\tau)}{\sum_{k=1, k \neq i}^N \exp(\text{sim}(z_i, z_k)/\tau)} \quad (1)$$

where  $\text{sim}(u, v)$  denotes cosine similarity, and  $\tau$  is a temperature parameter. CLIP [22] extended this approach to the multimodal domain by learning a joint embedding space for images and text. More recently, MERU [7] enhanced CLIP’s representational power by embedding images and text in hyperbolic and using the negative hyperbolic distance as a similarity metric. It achieved improved performance on tasks involving hierarchical relationships while maintaining CLIP’s zero-shot capabilities.

The transition from Euclidean to hyperbolic embeddings in multimodal contrastive learning raises important questions about how these different geometries affect the organization of concepts within the representation space.

### 2.3. Machine Unlearning

Machine Unlearning (MU) selectively removes the influence of specific training data from a trained model. It was introduced by Cao and Yang [2], as an approach to make systems forget targeted information. While early research focused primarily on classification tasks [28], the rapid growth of generative AI has expanded the scope of MU to concept removal [5, 9, 16].

Particularly, several works on concept removal for contrastive vision-language models have recently emerged. Poppi et al. [20] addressed safety concerns by developing a method to diminish CLIP’s sensitivity to NSFW content. Their approach is based on fine-tuning on synthetic “unsafe” data. Kravets and Namboodiri [14] applied Lipschitz regularization to achieve zero-shot class unlearning in CLIP. In subsequent work, Kravets and Namboodiri [15] demonstrated that class forgetting in CLIP can be accomplished

without any visual data by adapting the shared vision-text space, making the forgetting process more efficient. Yang et al. [29] introduced CLIPerErase through three modules: a Forgetting Module that disrupts associations in the forget set, a Retention Module that preserves performance on the retain set, and a Consistency Module that maintains alignment with the original model. Wang et al. [27] proposed Alignment Calibration, which explicitly considers the properties of contrastive learning and optimizes toward novel auditing metrics to verify unlearning.

While these approaches have shown promise for Euclidean-based models like CLIP, they do not account for the unique properties of hyperbolic geometry that are leveraged in models like MERU.

Despite advances in geometric representation learning, multimodal contrastive learning, and machine unlearning, no prior work has investigated how hyperbolic geometry affects concept removal in contrastive models. This gap is significant given hyperbolic space’s natural capacity for representing hierarchical relationships, which could fundamentally alter how concepts are forgotten in multimodal representations.

### 3. Method

This section details our approach to adapting a machine unlearning technique to a different geometric space. We first formalize the unlearning problem, and then present our adaptation of AC from Euclidean to hyperbolic space.

#### 3.1. Machine Unlearning for Concept Removal

Given a pre-trained model with parameters  $\theta$ , a dataset  $\mathcal{D}$  with image-text pairs, and a concept  $c$  to be forgotten, we define  $\mathcal{D}_f$  as the subset containing instances that refer to  $c$  and  $\mathcal{D}_r = \mathcal{D} \setminus \mathcal{D}_f$  as the retain set. The unlearning task is to find parameters  $\theta'$  such that:

1. The model no longer associates visual and textual representations of concept  $c$ . Formally, for  $(x, t) \in \mathcal{D}_f$ ,  $\text{sim}_{\theta'}(f_{\text{img}}(x), f_{\text{txt}}(t)) \ll \text{sim}_{\theta}(f_{\text{img}}(x), f_{\text{txt}}(t))$ .
2. Performance on other concepts remains unaffected. For  $(x, t) \in \mathcal{D}_r$ ,  $\text{sim}_{\theta'}(f_{\text{img}}(x), f_{\text{txt}}(t)) \approx \text{sim}_{\theta}(f_{\text{img}}(x), f_{\text{txt}}(t))$ .

In this paper, we focus on concepts that correspond to discrete classes in common image-text datasets, call it concept-class. However, the formulation applies to more abstract concepts as well, provided that there is a proper way to obtain  $\mathcal{D}_f$ .

#### 3.2. Alignment Calibration in Euclidean Space

AC consists of a retaining loss and an unlearning loss that work together to selectively push apart image and text embeddings to forget, while preserving model performance [27]. Given a batch  $\{(x_i^r, t_i^r)\}_{i=1}^N \subset \mathcal{D}_r$  and  $\{(x_i^f, t_i^f)\}_{i=1}^{N'} \subset \mathcal{D}_f$  from a dataset  $\mathcal{D}$ , for simplicity we

take  $N' = N$ , and  $(x_j, t_i) \in \mathcal{D}$ . The retention loss is taken from 15 and preserves model performance on  $\mathcal{D}_r$ :

$$L_{\text{retain}} = -\frac{1}{2N} \sum_{i=1}^N \left[ \log \frac{\exp(\text{sim}(x_i^r, t_i^r)/\tau)}{\sum_{j=1}^{2N} \exp(\text{sim}(x_i^r, t_j^f)/\tau)} \right] \quad (2)$$

$$+ \log \frac{\exp(\text{sim}(x_i^r, t_i^r)/\tau)}{\sum_{j=1}^{2N} \exp(\text{sim}(x_j^f, t_i^r)/\tau)} \quad (3)$$

The unlearning loss consists of three components designed to disrupt associations in the forget set  $\mathcal{D}_f$ :

$$L_{\text{neg}} = \frac{1}{2N^2} \sum_{i=1}^N \sum_{j=1, j \neq i}^N (\text{sim}(x_i^f, t_j^f) + \text{sim}(x_j^f, t_i^f))/\tau. \quad (4)$$

This negative alignment calibration maximizes similarity between non-matching pairs in the forget set, confusing the model’s understanding of the concept.

$$L_{\text{pos}} = \frac{1}{N} \sum_{i=1}^N \text{sim}(x_i^f, t_i^f)/\tau. \quad (5)$$

The positive alignment calibration minimizes similarity between matching pairs in the forget set, directly attacking the concept association.

$$L_{\text{perf}} = \frac{1}{2N} \sum_{i=1}^N \left[ \log \left( \frac{1}{2N} \sum_{j=1}^{2N} \exp(\text{sim}(x_i^f, t_j^f)/\tau) \right) \right] \quad (6)$$

$$+ \log \left( \frac{1}{2N} \sum_{j=1}^{2N} \exp(\text{sim}(x_j^f, t_i^f)/\tau) \right) \quad (7)$$

The performance preserving term ensures that general model capabilities remain intact. Note that this corresponds to the denominator from the original loss function 15

The combined unlearning loss is:

$$L_{\text{forget}} = -\alpha \cdot L_{\text{neg}} + \beta \cdot L_{\text{pos}} + \gamma \cdot L_{\text{perf}}. \quad (8)$$

And the final AC loss balances retention and unlearning objectives:

$$L_{\text{AC}} = L_{\text{retain}} + \varepsilon \cdot L_{\text{forget}}, \quad (9)$$

where  $\alpha$ ,  $\beta$ ,  $\gamma$ , and  $\varepsilon$  are hyperparameters controlling the relative importance of each component.

#### 3.3. Alignment Calibration to Hyperbolic Space

HAC extends the AC approach to hyperbolic geometry by adapting each component of the loss function to operate in the Lorentz model of hyperbolic space. As in MERU’s formulation, we replace the cosine similarity with negative hyperbolic distance from component in AC. Additionally,

HAC incorporates entailment terms to preserve and disrupt hierarchical relationships:

$$L_{r\text{-ent}} = \frac{1}{N} \sum_{i=1}^N \max(0, \text{ext}(x_i'^r, t_i'^r) - \text{aper}(x_i'^r)), \quad (10)$$

$$L_{f\text{-ent}} = \frac{1}{N} \sum_{i=1}^N \max(0, \text{aper}(x_i'^f) - \text{ext}(x_i'^f, t_i'^f)), \quad (11)$$

where  $\text{ext}(x, y)$  is the exterior angle between the text embedding  $x$ , and the image embedding  $y$ , and  $\text{aper}(x)$  is the half-aperture of the entailment cone for  $x$ . The retain-entailment loss preserves the hierarchical structure for concepts in the retain set, while the forget-entailment loss disrupts entailment relationships for concepts to be forgotten. The combined HAC loss is:

$$L_{\text{HAC}} = L_{\text{retain}} + \varepsilon \cdot L_{\text{forget}} + \omega_r \cdot L_{r\text{-ent}} + \omega_f \cdot L_{f\text{-ent}}. \quad (12)$$

Inspired by Li et al. [17] who shown that samples positioned close to the origin in hyperbolic space are likely to be out-of-distribution, we further propose adding a regularization term for the forgetting set that minimizes the hyperbolic norm of the image-text embeddings to be forgotten:

$$L_{\text{norm-reg}} = \frac{1}{N} \sum_{i=1}^N (\|x_i'^f\|_{\mathcal{L}} + \|t_i'^f\|_{\mathcal{L}}), \quad (13)$$

where  $\|x\|_{\mathcal{L}} = \sqrt{|\langle x, x \rangle_{\mathcal{L}}|}$  is the Lorentzian norm. This regularization pushes forget concepts to remain closer to the origin, additionally providing better numerical stability. The final HAC loss with regularization is:

$$L_{\text{HAC-reg}} = L_{\text{HAC}} + \lambda \cdot L_{\text{norm-reg}} \quad (14)$$

### 3.4. Implementation Details

We implement both AC and HAC, building on the official CLIP and MERU codebases. For optimization, we use Adam [13] with learning rate  $\eta = 5 \cdot 10^{-5}$ , weight decay  $\lambda = 10^{-5}$ , and cosine learning rate decay over 15,000 iterations. We train with a batch size of 320 across all experiments. To ensure numerical stability in hyperbolic space computations, we apply gradient clipping with a maximum norm of 1.0. For unlearning, we train on a subset of RedCaps dataset [6], running experiments on a NVIDIA A100 GPU. We evaluate both models quantitatively and qualitatively on publicly available datasets 4.2.

## 4. Experiments

### 4.1. Experimental Setup

To investigate the impact of unlearning class-concepts from contrastive representation spaces, we focus on selectively

removing the semantic relationship between image and text concepts, such as dogs, cats, food, and plants. Furthermore, we compare the efficacy of unlearning in both Euclidean and hyperbolic latent spaces with CLIP and MERU respectively.

CLIP and MERU<sup>1</sup> with ViT-S as image and text encoders [3], pretrained on the RedCaps dataset, are used as the original models.

During experiments only a subset of 7M image-text pairs from the original RedCaps dataset was accessible. This, referred to as RedCaps2, serves as the primary data source. Instances related to dogs, cats, food, and plants are categorized into four distinct high-level semantic concepts. These categorizations inform three ablation studies designed to evaluate unlearning capabilities 4.3.

The unlearning procedure operates on balanced mini-batches with  $N$  image-text pairs from the retain set and  $N$  pairs from the unlearn set, resulting in a batch size of  $2N$ , with  $N = 160$ . This ensures fair representation of both retained and forgotten training concepts.

## 4.2. Evaluation

### 4.2.1. Zero-shot image classification

The evaluation constructs prompts of the form "a picture of a [CLASS]" for each target class. Each test image embedding is compared against all class prompt embeddings using the appropriate similarity metric. The class with maximum similarity is selected as the prediction. Both accuracy on retained classes (R-acc) and forgotten classes (F-acc) are reported. A high F-acc indicates that the text-image embeddings are still close enough capturing the undesired semantic relationship in the latent space.

### 4.2.2. Latent Space Visualizations

Image and text embeddings are visualized using both T-SNE [26] and hyperbolic T-SNE [11]. These visualizations may reveal structural changes in the representation space after unlearning. We look particularly if there is a distortion in the alignment between the image and text embedding of the concepts to forget.

### 4.2.3. Datasets

For evaluation, we selected a subset of the 6 datasets used in the original MERU paper [7], focusing on those containing classes related to our target concepts for unlearning. Additionally, for latent space visualization purposes we use a subset of COCO [18], containing images of a selected group of classes.

<sup>1</sup>Models available in MERU's [GitHub repository](#)



### 4.3. Ablation Studies

#### 4.3.1. Alignment Calibration Components

This ablation assesses the impact of different components in the AC on unlearning performance. The weights from Eq. 8 ( $\alpha, \beta, \gamma \in [0, 1]$ ), are systematically varied to determine the optimal configuration for unlearning a single concept (dogs) in both CLIP and MERU, based on a zero-shot classification evaluation on CIFAR-10. Additionally, the overall weight of the AC components is also tested ( $\varepsilon \in [0, 0.1]$ ). As baselines, we evaluate also the original CLIP and MERU (o-C and o-M), both models finetuned only with the retain dataset (f-C-R and f-M-R), and both models finetuned on the entire dataset (f-C and f-M).

#### 4.3.2. Hyperbolic-Specific Parameters

This ablation tests parameters unique to HAC, including entailment weights ( $\omega_r, \omega_u \in [0, 1]$ ) and hyperbolic norm regularization ( $\lambda \in [0, 2]$ ). The analysis explores how these hyperbolic-specific factors influence unlearning, also evaluating on zero-shot classification for CIFAR-10.

#### 4.3.3. Scaling Analysis

By selecting the best parameters based on the previous ablations, we perform a full evaluation on diverse evaluation datasets on three experiments. Experiment A, consists of removing the concept-class dogs alone. Removing dogs serves as an ideal initial test case since it presents particular challenges for unlearning, since the model can easily mistake a dog for a similar mammal (e.g., horses, cats). Experiment B extends this by removing both dogs and cats. Testing whether the unlearning mechanism can handle multiple related concepts simultaneously, as dogs and cats share numerous visual and semantic features. Finally, Experiment C consists of unlearning dogs, cats, food, and plants, to test how each geometry handles large-scale concept removal without catastrophic forgetting of non-targeted classes.

## 5. Results and Discussion

### 5.1. Alignment Calibration Components

We begin our analysis by examining how varying the key components of AC affects unlearning performance. Table 1 presents the effects of varying positive alignment calibration ( $\beta$ ). For better numerical stability of the experiments, a small regularization norm with  $\lambda = 0.1$ .

Our findings reveal several key insights about the role of  $\beta$ . First, increasing  $\beta$  leads to a significant reduction in forget accuracy (F-acc) in both AC and HAC, confirming that this component effectively pushes positive image-text pairs further apart in their respective embedding spaces. This is consistent with previous research showing that controlled modification of alignment between positive pairs can lead to selective forgetting [27, 29].

Table 1. Zero-shot classification accuracy in retain and forget sets, varying positive alignment calibration. Best trade-off performance in **green**. Best specific in **bold**.

Method	Weights		CIFAR-10		O-IIT Pets	
	$\alpha, \gamma$	$\beta$	R-acc	F-acc	R-acc	F-acc
AC	0.75	0	<b>60.5</b>	45.6	73.6	66.2
		0.25	60.3	31.7	73.5	48.7
		0.5	<b>58.7</b>	<b>21.2</b>	<b>74.9</b>	31.5
		0.75	58.4	24.9	<b>73.9</b>	<b>24.6</b>
F-C	0	0	58.9	48.1	74.6	69.9
F-C-r			60.6	63.6	72.3	72.2
O-C			59.4	66.4	74.6	73.2
HAC	0.5	0	55.2	73.6	74.8	63.9
		0.25	34.7	<b>0.0</b>	62.1	<b>15.8</b>
		0.5	<b>49.9</b>	<b>0.0</b>	<b>69.6</b>	<b>17.9</b>
		0.75	39.6	0.03	63.9	16.1
F-M	0	0	<b>56.4</b>	73.0	<b>75.2</b>	65.9
F-M-r			41.7	95.7	71.8	65.8
O-M			38.1	94.6	72.0	70.8

Table 2. Zero-shot classification accuracy in retain forget sets, varying negative alignment calibration and performance preserving. Best trade-off performance in **green**. Best specific performance in **bold**.

Method	Weights		CIFAR-10		O-IIT Pets	
	$\alpha, \gamma$	$\beta$	R-acc	F-acc	R-acc	F-acc
AC	0.75	0.5	<b>58.8</b>	24.0	74.6	32.9
		0.5	<b>58.7</b>	<b>21.2</b>	<b>74.9</b>	<b>31.5</b>
		1	57.2	27.4	73.6	41.5
HAC	0.75	0.5	<b>49.9</b>	<b>0.0</b>	<b>69.6</b>	<b>17.9</b>
		0.5	40.7	0.02	67.5	18.0
		1	42.7	0.04	68.6	19.8

However, we observe a dramatic difference in unlearning effectiveness. In HAC, introducing even a small  $\beta = 0.25$ , it causes forget accuracy to plummet on CIFAR-10. This suggests that hyperbolic geometry amplifies the effect of positive alignment calibration, potentially due to its natural exponential expansion. The cost of this enhanced forgetting capability is reflected in retain accuracy (R-acc). HAC experiences a more substantial drop in retain performance compared to AC when  $\beta$  is increased. Despite this trade-off, the relative difference between the drop in retain accuracy versus forget accuracy is more favorable in hyperbolic space, indicating superior unlearning efficiency.

On the other side, table 2 examines the effects of varying negative alignment calibration ( $\alpha$ ) and performance preserving ( $\gamma$ ) weights while maintaining a fixed positive alignment calibration ( $\beta = 0.5$ ).

For AC, we observe that the retain accuracy (R-acc) remains relatively stable across different  $\alpha$  and  $\gamma$  values, while forget accuracy (F-acc) shows more substantial fluctuations. This suggests that in Euclidean space, modifying

Table 3. Zero-shot classification accuracy in retain and forget sets, varying the weight entailment losses. Best trade-off performance in **green**. Best specific performance in **bold**.

Weights			CIFAR-10		O-IIT Pets	
$\epsilon$	$\omega_r$	$\omega_f$	R-acc	F-acc	R-acc	F-acc
0	0.2	1.0	<b>56.3</b>	73	<b>74.9</b>	66.6
	1.0	0.2	47.2	85.9	68.5	64.6
0.05	0.2	1.0	39.9	<b>0.0</b>	<b>60.7</b>	<b>0.08</b>
	1.0	0.2	49.6	37.0	40.1	0.10
0.1	0.2	1.0	<b>52.7</b>	<b>0.0</b>	67.9	15.1
	1.0	0.2	44.0	48.7	56.8	18.6

$\alpha$  and  $\gamma$  has a more pronounced effect on the model’s ability forget the selected concept. In stark contrast, HAC demonstrates remarkably consistent forgetting capabilities across all parameter configurations, maintaining near-zero forget accuracy regardless of  $\alpha$  and  $\gamma$  values. This remarkable stability in forgetting performance suggests that in hyperbolic space, once the positive alignment calibration establishes a forgetting directive, it dominates the unlearning process to such an extent that adjustments to other components have minimal on forget accuracy. However, the retain accuracy in HAC shows greater sensitivity to parameter changes.

These findings suggest fundamentally different optimization landscapes between Euclidean and hyperbolic spaces for concept unlearning. In Euclidean geometry, the three components of alignment calibration work in relative harmony, requiring careful balancing to achieve both retention and forgetting. In hyperbolic geometry, the positive alignment calibration component exerts such a dominant influence that it essentially decouples the forgetting process from the other components.

## 5.2. Hyperbolic-Specific Parameters

Having established the fundamental differences between AC and HAC, we now explore parameters that are unique to the hyperbolic geometry. Table 3 illustrates the impact of varying entailment loss weights on HAC performance.

Our analysis demonstrates that entailment losses play a pivotal role in hyperbolic unlearning quality. When AC components are deactivated ( $\epsilon = 0$ ), we observe not only a failure to achieve unlearning but actually an increase in forget accuracy on CIFAR-10. This finding suggests that entailment losses alone may inadvertently strengthen the association between text and image embeddings of the target concept, increasing their relative similarity, instead of decreasing it.

The introduction of AC components ( $\epsilon > 0$ ) dramatically changes this dynamic. With  $\epsilon = 0.05$  or  $0.1$ , we achieve complete forgetting (0% F-acc) on CIFAR-10 when prioritizing the forget entailment ( $\omega_f = 1.0$ ). This demonstrates the synergistic effect between alignment calibration and entailment losses in hyperbolic space. Similar pat-

Table 4. Zero-shot classification accuracy in retain and forget sets, varying the hyperbolic norm regularization. Best trade-off performance in **green**. Best specific performance in **bold**.

Method	Weight	CIFAR-10		O-IIT Pets	
	$\lambda$	R-acc	F-acc	R-acc	F-acc
HAC	0	52.0	13.0	46.3	<b>0.04</b>
HAC-reg	0.1	52.7	<b>0.0</b>	67.9	15.1
	0.5	<b>54.0</b>	<b>0.0</b>	<b>66.3</b>	<b>10.8</b>
	2.0	<b>56.8</b>	49.2	74.8	35.9

terns emerge for O-IIT Pets, yielding near-perfect forgetting (0.08% F-acc) while maintaining reasonable retain accuracy (60.7%).

The balance between retain and forget entailment weights ( $\omega_r$  and  $\omega_f$ ) proves crucial for optimal unlearning. When  $\omega_r > \omega_f$ , we observe significantly higher forget accuracy across all configurations, indicating incomplete concept removal. This supports the theoretical understanding that in hyperbolic space, the precise positioning of embeddings within semantic cones strongly influences model behavior [7].

Finally, the hyperbolic norm regularization term also has remarkable implications on the quality of concept removal. Beyond providing better stability, the regularization term actively improves unlearning quality, as shown in Table 4. With  $\lambda = 0.5$ , we achieve optimal performance across both datasets, completely eliminating forget accuracy on CIFAR-10 while improving retain accuracy. This regularization effect is particularly beneficial for O-IIT Pets, where it reduces forget accuracy while maintaining strong retain performance. The mechanism behind this improvement involves pulling text embeddings for the forgotten concept toward the origin of the hyperboloid, causing other images that were previously misclassified, to be reclassified under other categories, provably their category, increasing retain accuracy. This is especially important for fine-grained classification in O-IIT Pets, where the regularization helps disentangle dogs from similar categories like cats.

However, excessive regularization ( $\lambda = 2.0$ ) diminishes unlearning effectiveness, as evidenced by the significant increase in forget accuracy. This indicates that while regularization is essential for hyperbolic unlearning, its strength must be carefully calibrated to achieve the optimal balance between concept removal and retention.

These results highlight the fundamental geometric differences in concept unlearning between Euclidean and hyperbolic spaces, with hyperbolic geometry enabling more definitive concept removal at the cost of higher sensitivity to parameter tuning.

### 5.3. Scaling Analysis

Having established the optimal configurations for both AC and HAC, we now investigate how these approaches scale when progressively increasing the complexity of the unlearning task. Table 7 presents a comprehensive comparison across multiple datasets when unlearning: (A) only "dog"; (B) "dog" and "cat"; and (C) "dog", "cat", "food", and "plants".

We observe a clear trade-off pattern between retain accuracy and forget accuracy across all experiments. AC consistently maintains higher retain accuracy across all datasets and concept sets compared to HAC. However, this advantage comes at a significant cost: AC's forget accuracy increases dramatically as the unlearning task scales, indicating incomplete concept removal.

In stark contrast, HAC demonstrates superior forgetting capabilities across all scaling scenarios. Even when tasked with unlearning four diverse concepts simultaneously (experiment C), HAC maintains remarkably low forget accuracies. Suggesting that HAC leverages the hierarchical hyperbolic structure to effectively remove multiple concepts from the embedding space without cross-interference.

These scaling experiments reveal that HAC offers more robust concept removal at scale, while AC better preserves performance on retained concepts. This fundamental trade-off highlights the complementary strengths of each geometric approach and suggests that the choice between them should be guided by whether the priority is complete concept removal or minimal disruption to retained knowledge.

## 6. Latent Space Visualizations

To gain deeper insights into how geometric properties affect concept unlearning, we visualize the embedding spaces of both CLIP and MERU before and after removing the concept "dog". Figures 1 and 2 provide compelling visual evidence of the distinctive unlearning mechanisms in Euclidean versus hyperbolic spaces.

The T-SNE visualizations in Figure 1 reveal several key patterns. First, both AC and HAC induce a general separation between image and text representations after unlearning, indicating that cross-modal alignment disruption is a common mechanism regardless of geometry. However, the degree and nature of this separation differ markedly between models. In the Euclidean space of CLIP (Figures 1a-b), both text and image embeddings maintain their class-wise clustering structure after unlearning, with dog representations remaining distinct but disconnected from each other across modalities. In contrast, MERU's hyperbolic space (Figures 1c-d) exhibits a more profound reorganization of semantic relationships. While image embeddings preserve their class separation, text embeddings show significant restructuring, with dog text representations (pink

triangles) migrating toward the region occupied by cat text embeddings (red triangles). This visualization corroborates our quantitative findings that hyperbolic geometry facilitates more complete concept removal by leveraging semantic hierarchies—in this case, potentially positioning "dog" as a subconcept of a more general "animal" category that includes cats. However, this poses a potential limitation of hyperbolic unlearning: while effective at repositioning target concepts, the structural interdependence of the hierarchical space means that semantically adjacent concepts (like cats when removing dogs) experience collateral disruption in their text embeddings, potentially explaining the lower retention accuracy observed in HAC compared to AC.

The hyperbolic T-SNE visualizations in Figure 2 provide additional insights into MERU's unlearning dynamics. Following unlearning, we observe a dramatic expansion of the embedding space, with image representations pushed substantially farther from the origin while text embeddings remain relatively close to it. This pattern aligns with hyperbolic geometry's exponential expansion property and illustrates how HAC exploits this characteristic. Particularly notable is the positioning of dog text embeddings near the origin after unlearning, effectively placing them "behind" cat text embeddings from the perspective of dog images. This spatial reorganization explains the superior unlearning results evaluated in zero-shot classification, dog images now find stronger alignment with text embeddings of other classes because their original text concept has been repositioned closer to the origin within the semantic hierarchy.

These visualizations demonstrate that while both geometric approaches achieve concept unlearning, they do so through fundamentally different mechanisms: Euclidean unlearning primarily disconnects cross-modal associations while preserving class structure, whereas hyperbolic unlearning reorganizes the semantic hierarchy itself, repositioning forgotten concepts within the taxonomic structure of the embedding space.

## 7. Limitations

While our work provides valuable insights into hyperbolic unlearning for contrastive models, several key limitations must be acknowledged. First, how to properly define concept boundaries for removal and defining a forgetting dataset remains an open problem in MU [5].

Our interpretation of concept removal, disrupting text-image alignment and measuring effects through downstream tasks, aligns with related work [14, 15, 27, 29]. However, zero-shot classification relies on simple sentences that may not capture the full semantic complexity of visual concepts, potentially limiting our ability to precisely measure text-image alignment degradation.

The inherent numerical instability of hyperbolic space

Table 5. Zero-shot classification accuracy in retain set (R-acc) and forget set (F-acc), across different tasks, after unlearning: (A) "dog"; (B) "dog" and "cat"; (C) "dog", "cat", "food" and "plants". We report results for both CLIP and MERU after alignment calibration using the optimal configuration from Section 4.3.1. Values in **bold** indicate better at retaining or unlearning across A, B and C.

Task	Method	Unlearn Set	CIFAR-10		CIFAR-100		STL-10		O-IIIT Pets		Food101		Flowers102	
			R-acc	F-acc	R-acc	F-acc	R-acc	F-acc	R-acc	F-acc	R-acc	F-acc	R-acc	F-acc
Zero-shot Classification	AC	A	<b>58.7</b>	21.2	<b>27.9</b>	-	<b>88.1</b>	83.1	<b>74.9</b>	31.5	<b>72.4</b>	-	<b>44.7</b>	-
		B	<b>90.3</b>	71.4	<b>26.6</b>	-	<b>90.3</b>	71.4	-	53.4	<b>72.5</b>	-	<b>45.0</b>	-
		C	<b>90.0</b>	77.0	<b>23.4</b>	57.2	<b>90.0</b>	77.0	-	64.0	-	0.16	-	19.2
	HAC-reg	A	54.0	<b>0.0</b>	20.6	-	84.3	<b>38.0</b>	66.3	<b>10.8</b>	67.6	-	40.1	-
		B	83.5	<b>2.1</b>	21.8	-	83.5	<b>2.1</b>	-	<b>25.7</b>	59.6	-	36.4	-
		C	82.7	<b>22.1</b>	18.8	<b>21.6</b>	82.7	<b>22.1</b>	-	<b>28.7</b>	-	<b>0.08</b>	-	<b>0.04</b>

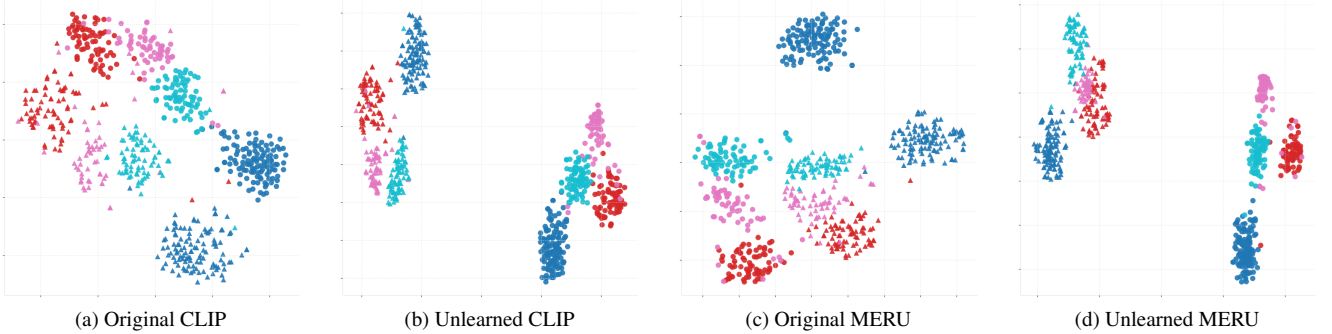


Figure 1. Latent space visualizations with T-SNE of CLIP and MERU before and after removing the concept-class "dog".  $\triangle$  refer to text embeddings,  $\circ$  to image embeddings, and colors to **dogs** **cats**, **horses**, and **buses**.

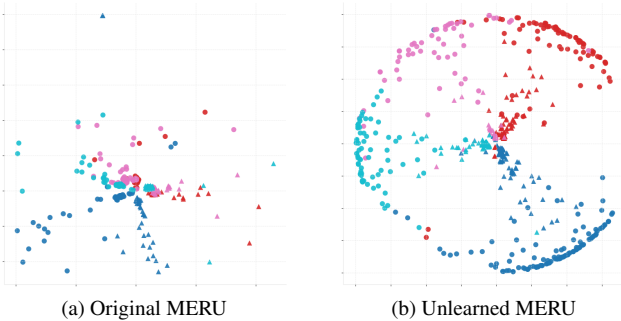


Figure 2. Latent space visualizations with hyperbolic T-SNE of MERU before and after removing the concept-class "dog".  $\triangle$  refer to text embeddings,  $\circ$  to image embeddings, and colors to **dogs** **cats**, **horses**, and **buses**.

presents additional challenges. The experiments required gradient clipping beyond MERU’s original training pipeline to prevent exploding gradients caused by positive alignment calibration interacting with hyperbolic expansion. A more thorough analysis of numerical stability specifically for unlearning tasks is needed, as these instabilities might actually be leveraged to more effectively disrupt text-image alignments for target concepts. For more robust conclusions, experiments should be conducted with multiple random seeds.

The experiments used a single seed (0) across all conditions. While this allows us to establish initial insights into concept removal for hyperbolic contrastive learning in vision-language models, additional experimentation with varied seeds would strengthen the reliability of our findings.

Finally, the latent space visualizations rely on T-SNE and hyperbolic T-SNE, which, while informative, introduce distortions when projecting high-dimensional embeddings to 2D space, potentially obscuring important geometric properties of the original hyperbolic manifold and making it difficult to fully capture the complex hierarchical relationships that emerge during the unlearning process.

Despite these limitations, our work represents an important first step in understanding the geometric implications of concept unlearning in hyperbolic contrastive vision-language models, providing a foundation for future research in this emerging area.

## 8. Conclusion

In this work, we adapted Alignment Calibration for concept removal in hyperbolic contrastive learning. The comparison between Euclidean and hyperbolic geometries reveals that while Euclidean-based AC better preserves retained concept performance, hyperbolic-based HAC achieves more definitive concept removal, particularly when scaling to multi-



ple related concepts. This difference stems from hyperbolic geometry’s hierarchical structure, which enables precise manipulation of semantic relationships through entailment weights and norm regularization. Visualizations provide insights that hyperbolic unlearning reorganizes the semantic hierarchy itself, rather than merely disconnecting cross-modal associations. These findings underscore the importance of geometric considerations in multimodal representation learning and provide a foundation for further research into hyperbolic unlearning for vision-language models. Future work should focus on developing specialized metrics and interpretability techniques for hyperbolic concept removal, addressing numerical stability challenges, and exploring how these approaches transfer to even larger-scale multimodal models.

## References

- [1] Abeba Birhane, Vinay Uday Prabhu, and Emmanuel Kahembwe. Multimodal datasets: misogyny, pornography, and malignant stereotypes. *ArXiv*, abs/2110.01963, 2021. [1](#)
- [2] Yinzhi Cao and Junfeng Yang. Towards making systems forget with machine unlearning. In *2015 IEEE Symposium on Security and Privacy*, pages 463–480, 2015. [2](#)
- [3] Xinlei Chen, Saining Xie, and Kaiming He. An empirical study of training self-supervised vision transformers. In *Proceedings of the IEEE/CVF International Conference on Computer Vision (ICCV)*, pages 9640–9649, 2021. [4](#)
- [4] S. Chopra, R. Hadsell, and Y. LeCun. Learning a similarity metric discriminatively, with application to face verification. In *2005 IEEE Computer Society Conference on Computer Vision and Pattern Recognition (CVPR’05)*, pages 539–546 vol. 1, 2005. [1](#), [2](#)
- [5] A. Feder Cooper, Christopher A. Choquette-Choo, Miranda Bogen, Matthew Jagielski, Katja Filippova, Ken Ziyu Liu, Alexandra Chouldechova, Jamie Hayes, Yangsibo Huang, Nilofar Mireshghallah, Ilia Shumailov, Eleni Triantafyllou, Peter Kairouz, Nicole Mitchell, Percy Liang, Daniel E. Ho, Yejin Choi, Sanmi Koyejo, Fernando Delgado, James Grimmermann, Vitaly Shmatikov, Christopher De Sa, Solon Barocas, Amy Cyphert, Mark Lemley, danah boyd, Jennifer Wortman Vaughan, Miles Brundage, David Bau, Seth Neel, Abigail Z. Jacobs, Andreas Terzis, Hanna M. Wallach, Nicolas Papernot, and Katherine Lee. Machine unlearning doesn’t do what you think: Lessons for generative AI policy, research, and practice. *CoRR*, abs/2412.06966, 2024. [1](#), [2](#), [7](#)
- [6] Karan Desai, Gaurav Kaul, Zubin Aysola, and Justin Johnson. RedCaps: Web-curated image-text data created by the people, for the people. In *Advances in Neural Information Processing Systems Datasets and Benchmarks Track (Round 1)*, 2021. [4](#)
- [7] Karan Desai, Maximilian Nickel, Tanmay Rajpurohit, Justin Johnson, and Ramakrishna Vedantam. Hyperbolic image-text representations. In *Proceedings of the 40th International Conference on Machine Learning*. JMLR.org, 2023. [1](#), [2](#), [4](#), [6](#)
- [8] European Parliament and Council of the European Union. Regulation (EU) 2016/679 of the European Parliament and of the Council. [1](#)
- [9] Rohit Gandikota, Joanna Materzyńska, Jaden Fiotto-Kaufman, and David Bau. Erasing concepts from diffusion models. In *2023 IEEE/CVF International Conference on Computer Vision (ICCV)*, pages 2426–2436, 2023. [2](#)
- [10] Octavian Ganea, Gary Becigneul, and Thomas Hofmann. Hyperbolic entailment cones for learning hierarchical embeddings. In *Proceedings of the 35th International Conference on Machine Learning*, pages 1646–1655. PMLR, 2018. [2](#)
- [11] Yunhui Guo, Haoran Guo, and Stella Yu. Co-sne: Dimensionality reduction and visualization for hyperbolic data. pages 11–20, 2022. [4](#)
- [12] Yunhui Guo, Xudong Wang, Yubei Chen, and Stella X. Yu. Clipped hyperbolic classifiers are super-hyperbolic classifiers. In *2022 IEEE/CVF Conference on Computer Vision and Pattern Recognition (CVPR)*, pages 1–10, 2022. [2](#)
- [13] Diederik Kingma and Jimmy Ba. Adam: A method for stochastic optimization. *International Conference on Learning Representations*, 2014. [4](#)
- [14] Alexey Kravets and Vinay Namboodiri. Zero-shot class unlearning in clip with synthetic samples. In *Proceedings of the Winter Conference on Applications of Computer Vision (WACV)*, pages 6456–6464, 2025. [2](#), [7](#)
- [15] Alexey Kravets and Vinay P. Namboodiri. Zero-shot CLIP class forgetting via text-image space adaptation. *Transactions on Machine Learning Research*, 2025. [2](#), [7](#)
- [16] Nupur Kumari, Bingliang Zhang, Sheng-Yu Wang, Eli Shechtman, Richard Zhang, and Jun-Yan Zhu. Ablating concepts in text-to-image diffusion models. In *2023 IEEE/CVF International Conference on Computer Vision (ICCV)*, pages 22634–22645, 2023. [2](#)
- [17] Huimin Li, Zhentao Chen, Yunhao Xu, and Junlin Hu. Hyperbolic anomaly detection. In *Proceedings of the IEEE/CVF Conference on Computer Vision and Pattern Recognition (CVPR)*, pages 17511–17520, 2024. [4](#)
- [18] Tsung-Yi Lin, Michael Maire, Serge Belongie, James Hays, Pietro Perona, Deva Ramanan, Piotr Dollár, and C. Lawrence Zitnick. Microsoft coco: Common objects in context. In *Computer Vision – ECCV 2014*, pages 740–755, Cham, 2014. Springer International Publishing. [4](#)
- [19] Maximilian Nickel and Douwe Kiela. Poincaré embeddings for learning hierarchical representations. In *Advances in Neural Information Processing Systems*. Curran Associates, Inc., 2017. [2](#)
- [20] Samuele Poppi, Tobia Poppi, Federico Cocchi, Marcella Cornia, Lorenzo Baraldi, and Rita Cucchiara. Safe-clip: Removing nsfw concepts from vision-and-language models. In *Computer Vision – ECCV 2024*, pages 340–356, Cham, 2025. Springer Nature Switzerland. [1](#), [2](#)
- [21] Qi Qian and Juhua Hu. Online zero-shot classification with clip. In *Computer Vision – ECCV 2024*, pages 462–477, Cham, 2024. Springer Nature Switzerland. [1](#)
- [22] Alec Radford, Jong Wook Kim, Chris Hallacy, Aditya Ramesh, Gabriel Goh, Sandhini Agarwal, Girish Sastry,

- Amanda Askell, Pamela Mishkin, Jack Clark, Gretchen Krueger, and Ilya Sutskever. Learning transferable visual models from natural language supervision. In *Proceedings of the 38th International Conference on Machine Learning*, pages 8748–8763. PMLR, 2021. [1](#), [2](#)
- [23] Ilija Radosavovic, Tete Xiao, Stephen James, Pieter Abbeel, Jitendra Malik, and Trevor Darrell. Real-world robot learning with masked visual pre-training. In *Proceedings of The 6th Conference on Robot Learning*, pages 416–426. PMLR, 2023. [1](#)
- [24] Aditya Ramesh, Prafulla Dhariwal, Alex Nichol, Casey Chu, and Mark Chen. Hierarchical text-conditional image generation with clip latents. *ArXiv*, abs/2204.06125, 2022. [1](#)
- [25] Aäron van den Oord, Yazhe Li, and Oriol Vinyals. Representation learning with contrastive predictive coding. *ArXiv*, abs/1807.03748, 2018. [2](#)
- [26] Laurens van der Maaten and Geoffrey Hinton. Visualizing data using t-sne. *Journal of Machine Learning Research*, 9 (86):2579–2605, 2008. [4](#)
- [27] Yihan Wang, Yiwei Lu, Guojun Zhang, Franziska Boenisch, Adam Dziedzic, Yaoliang Yu, and Xiao-Shan Gao. Machine unlearning for contrastive learning under auditing, 2025. [2](#), [3](#), [5](#), [7](#)
- [28] Heng Xu, Tianqing Zhu, Lefeng Zhang, Wanlei Zhou, and Philip S. Yu. Machine unlearning: A survey. *ACM Comput. Surv.*, 56(1), 2023. [1](#), [2](#)
- [29] Tianyu Yang, Lisen Dai, Zheyuan Liu, Xiangqi Wang, Meng Jiang, Yapeng Tian, and Xiangliang Zhang. Cliperase: Efficient unlearning of visual-textual associations in CLIP. *CoRR*, abs/2410.23330, 2024. [2](#), [3](#), [5](#), [7](#)

# Machine Unlearning in Hyperbolic vs. Euclidean Multimodal Contrastive Learning: Adapting Alignment Calibration to MERU

## Supplementary Material

### 8.1. Model Objectives

#### 8.1.1. CLIP: Contrastive Learning in Euclidean Space

CLIP [22] consists of two encoders, a visual encoder  $f_{\text{img}}$  and text encoder  $f_{\text{txt}}$ , mapping images and text into a shared Euclidean space  $\mathbb{R}^d$ . Given a batch of images and texts  $\{(x_i, t_i)\}_{i=1}^N$ , we obtain embeddings  $x'_i := f_{\text{img}}(x_i)$  and  $t'_i := (f_{\text{txt}} t_i)$ . CLIP is trained extending 1 to a symmetric cross-entropy loss:

$$L_{\text{CLIP}} = -\frac{1}{2N} \sum_{i=1}^N \left[ \log \frac{\exp(\text{sim}(x'_i, t'_i)/\tau)}{\sum_{j=1}^N \exp(\text{sim}(x'_i, t'_j)/\tau)} \right. \quad (15)$$

$$\left. + \log \frac{\exp(\text{sim}(x'_i, t'_i)/\tau)}{\sum_{j=1}^N \exp(\text{sim}(x'_j, t'_i)/\tau)} \right]. \quad (16)$$

where  $\text{sim}(x'_i, t'_j) := \cos(\theta_{ij})$  is the cosine similarity between normalized image and text embeddings,  $\theta_{ij}$  is the angle between them, and  $\tau$  is a temperature parameter. This contrastive objective places all embeddings on a unit hypersphere, treating all concept relationships uniformly, regardless of their hierarchical nature.

#### 8.1.2. MERU: Contrastive Learning in Hyperbolic Space

MERU [7] extends contrastive learning to hyperbolic space using Lorentz model. MERU consists of visual and textual encoders, but it projects the image and text embeddings onto a hyperboloid manifold. The distance between two points  $x, y \in \mathcal{L}^n$  is given by

$$d_{\mathcal{L}}(x, y) = \frac{1}{\sqrt{c}} \cosh^{-1}(-c\langle x, y \rangle_{\mathcal{L}}), \quad (17)$$

where

$$\langle x, y \rangle_{\mathcal{L}} = \langle x_{\text{space}}, y_{\text{space}} \rangle - x_{\text{time}} \cdot y_{\text{time}} \quad (18)$$

is the Lorentzian inner product,  $x = (x_{\text{space}}, x_{\text{time}}) \in \mathbb{R}^{n+1}$ ,  $x_{\text{space}} \in \mathbb{R}^n$  and  $x_{\text{time}} \in \mathbb{R}$ , and  $c > 0$  is the curvature of the space. MERU is trained with a contrastive loss similar to CLIP, but using negative hyperbolic distance as the similarity measure,  $\text{sim}_{\mathcal{L}}(x, y) = -d_{\mathcal{L}}(x, y)$ . Additionally, MERU incorporates an entailment loss to enforce partial order relationships between text and image embeddings:

$$L_{\text{entail}}(x, y) = \max(0, \text{ext}(x, y) - \text{aper}(x)) \quad (19)$$

where  $\text{ext}(x, y)$  is the exterior angle between the origin, text embedding  $x$ , and image embedding  $y$ , and  $\text{aper}(x)$  is the half-aperture of the entailment cone for  $x$ .

The hyperbolic geometry of MERU naturally accommodates hierarchical relationships, as the volume of the space grows exponentially with distance from the origin. This property allows generic concepts to be placed closer to the origin with more capacity to connect to numerous specific instances, in contrast to the uniform treatment of relationships in Euclidean space.

### 9. Defining the forget set

We built the different forget set aggregating related subfolders (e.g., *dog* = {*bordercollie*, *bostonterrier*, etc.}, see Table 6). However, other subfolders in the retain set, such as *alltheanimals*, may contain image-text pairs related to dogs, creating conflicting signals during unlearning. This highlights a broader challenge in the machine unlearning field: properly defining concept boundaries for removal remains an open problem [5].

### 10. Confusion Matrices from Zero-Shot Classification

Figures 3 and 4 present confusion matrices for zero-shot classification before and after unlearning for CLIP and MERU, respectively. These visualizations provide detailed insights into how concept removal affects classification behavior across different classes.

For CLIP (Figure 3), we observe partial concept removal, with the "dog" classification accuracy reduced but not eliminated. Most misclassified dog images are assigned to the "cat" category, indicating that CLIP maintains some understanding of semantic similarity even when attempting to forget. The retain classes show minimal disturbance, maintaining strong diagonal elements in the confusion matrix.

In contrast, MERU (Figure 4) exhibits complete concept removal, with dog images almost entirely reassigned to other categories. The redistribution follows semantic hierarchies, with most dog images classified as "cat" which is a semantically animal category. This pattern supports our hypothesis that hyperbolic geometry leverages hierarchical relationships during unlearning, reassigning forgotten concepts according to their position in the semantic taxonomy. We further observe a decrease in performance on retaining the "horse" concept. However, this can be explained by observing how the original MERU already confuses horses by dogs, and then HAC, treating horses as if they were dogs, also removes them.

Concept-class	Subreddits	Image-text samples	% on Redcaps	% on Redcaps2
dogs	dogpictures, bordercollie, bostonterrier, lookatmydog, doggos, bulldogs, australiancattledog, frenchbulldogs, berneseountaindogs, australian shepherd, beagle, chihuahua, corgi, dobermanpinscher, husky, labrador, pitbulls, pomeranians, pug, pugs, rarepuppies, rottweiler	511585	4.26%	7.33%
cats	cats, blackcats, supermodelcats, catpictures, siamesecats, bengalcats, siberiancats	532640	4.43%	7.63%
food	food, foodporn, veganfoodporn, healthyfood, breakfastfood, chinese food, tastyfood, budgetfood, baking, bento, breadit, breakfastfood, breakfast, burgers, chefit, pizza, sushi, tacos, veganrecipes, vegetarian	630971	5.25%	9.04%
plants	houseplants, plants, plantedtank, airplants, plantbaseddiet, plantsandpots, carnivorousplants, flowers, bonsai, botanicalporn, cactus, microgreens, monstera, orchids, permaculture, roses, succulents, vegetablegardening, gardening	587798	4.89%	8.42%
<b>Total</b>	68 subreddits	2262994	18.85%	32.43%

Table 6. Grouping of subreddits to higher-order concepts.

## 11. Linear probing

Linear probing extracts embeddings from image encoder and trains a linear classifier on these features. This evaluates whether class information remains linearly separable in the latent space after unlearning. Accuracy is reported for both retained and forgotten classes, quantifying how successfully target concepts have been removed while preserving desired knowledge. Testing linear separability of image features provides different insights. While R-acc and F-acc in zero-shot classification measure the unlearning performance in the alignment between images and texts embeddings. Here we measure whether after the damage is done the image features have been mixed between different categories or not.

The linear probe classification results provide complementary insights into how unlearning affects the underlying feature representations. Consistent with prior work on hyperbolic classification [12], Euclidean representations show slightly better linear separability. However, the high forget accuracies in both methods reveal an important distinction between our approach and traditional class-unlearning: alignment calibration specifically targets cross-modal associations rather than altering the fundamental feature structure of either modality in isolation. This explains why images from the class related to the concept to forget remain linearly separable—their visual features are preserved while

their association with corresponding text is disrupted. This insight can be also illustrated in a qualitative analysis of the latent spaces 6.



### Scaling Unlearning Task on CLIP

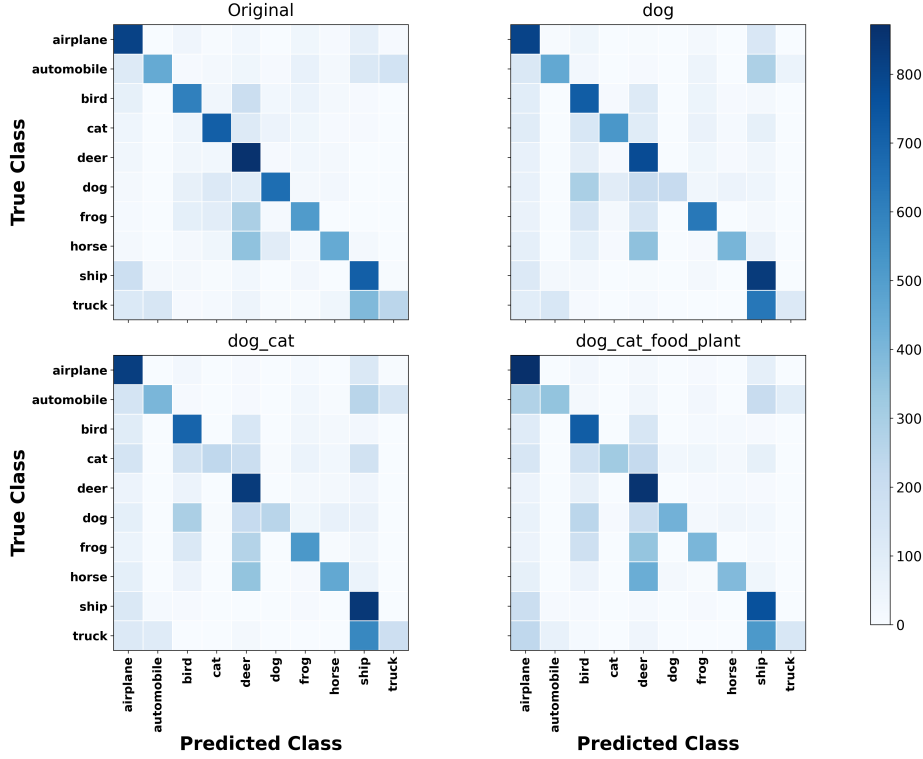


Figure 3. Confusion matrices for CLIP zero-shot classification before (left) and after (right) unlearning the ”dog” concept. After unlearning, CLIP shows moderate confusion, with dog images primarily misclassified as cats, but still retaining some dog classification capability.

Table 7. Linear probing accuracy in retain set (R-acc) and forget set (F-acc), across different tasks, after unlearning: (A) ”dog”; (B) ”dog” and ”cat”; (C) ”dog”, ”cat”, ”food” and ”plants”. We report results for both CLIP and MERU after alignment calibration using the optimal configuration from Section 4.3.1. Values in **bold** indicate whether AC or HAC performed better at retaining or unlearning across A, B and C.

Task	Method	Unlearn Set	CIFAR-10		CIFAR-100		STL-10		O-IIIT Pets		Food101		Flowers102	
			R-acc	F-acc	R-acc	F-acc	R-acc	F-acc	R-acc	F-acc	R-acc	F-acc	R-acc	F-acc
Linear Probe Classification	AC	A	<b>89.9</b>	<b>85.2</b>	<b>71.5</b>	-	<b>95.1</b>	<b>92.4</b>	<b>86.1</b>	87.5	<b>84.5</b>	-	<b>95.4</b>	-
		B	<b>95.8</b>	<b>91.3</b>	<b>71.6</b>	-	<b>95.8</b>	<b>91.3</b>	-	87.3	<b>84.6</b>	-	<b>95.7</b>	-
		C	<b>95.9</b>	<b>91.4</b>	<b>71.0</b>	84.3	<b>95.9</b>	<b>91.4</b>	-	87.0	-	84.3	-	95.4
	HAC-reg	A	89.3	85.5	69.8	-	94.9	93.6	84.8	<b>86.7</b>	83.8	-	93.8	-
		B	95.5	92.1	69.7	-	95.5	92.1	-	<b>85.0</b>	83.9	-	93.7	-
		C	95.4	92.4	68.6	<b>83.1</b>	95.4	92.4	-	<b>85.6</b>	-	<b>83.0</b>	-	<b>92.6</b>

## Scaling Unlearning Task on MERU

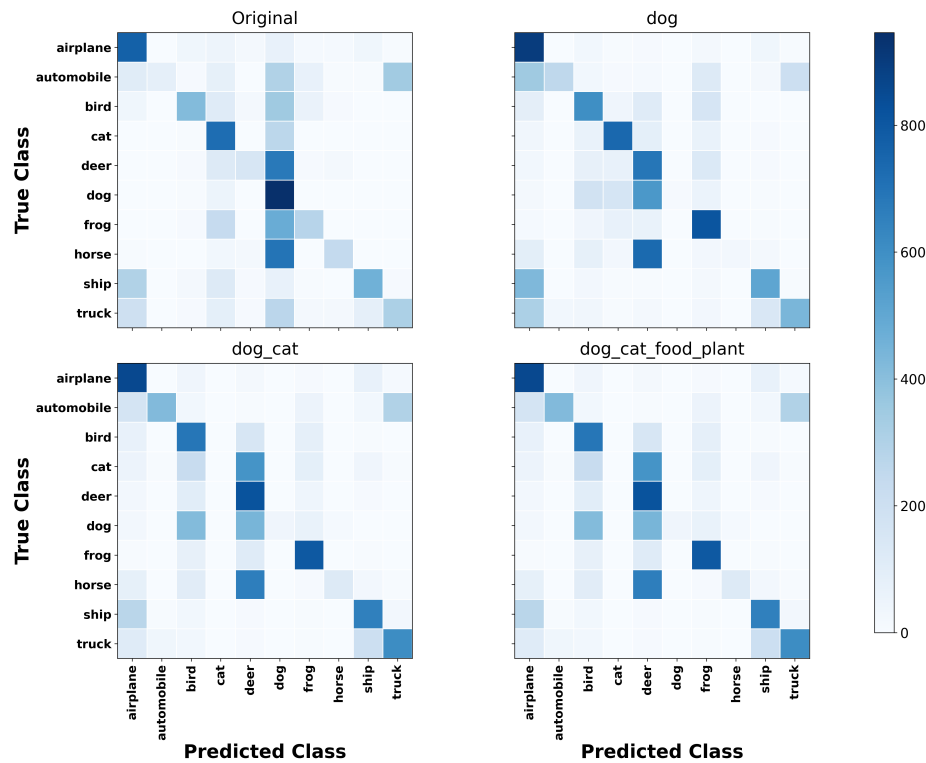


Figure 4. Confusion matrices for MERU zero-shot classification before (left) and after (right) unlearning the "dog" concept. After unlearning, MERU demonstrates complete forgetting of the dog class, with dog images redistributed primarily to cat and horse categories according to semantic similarity.