

# Superaligned $0^+ \rightarrow 0^+$ $\beta$ decay studies at GANIL and upcoming opportunities with DESIR and S<sup>3</sup>-LEB

B. M. Rebeiro<sup>1</sup>, J.-C. Thomas<sup>1</sup>, B. Blank<sup>2</sup>

<sup>1</sup> Grand Accélérateur National d'Ions Lourds (GANIL), CEA/DRF-CNRS/IN2P3, Boulevard Henri Becquerel, F-14076 Caen, France

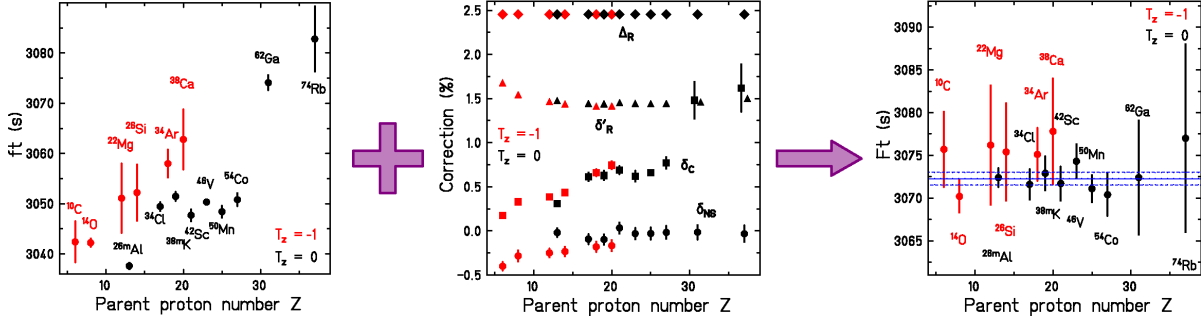
<sup>2</sup> Université de Bordeaux, CNRS/IN2P3, LP2I Bordeaux, UMR 5797, 33170 Gradignan, France

E-mail: bernadette.rebeiro@ganil.fr

**Abstract.** Corrected transition rates ( $\mathcal{F}t^{0^+ \rightarrow 0^+}$ ) of  $0^+ \rightarrow 0^+$  superallowed  $\beta$  decays currently give the most precise value of  $V_{ud}$ , the dominant term of the Cabibbo-Kobayashi-Maskawa (CKM) quark mixing matrix. By setting stringent constraints on the CKM unitarity, these decays allow probing physics beyond the Standard Model in the electroweak sector. A recent global reevaluation of the  $\mathcal{F}t^{0^+ \rightarrow 0^+}$  values has indicated a violation of CKM unitarity prompting reassessment of the theoretical radiative and isospin symmetry breaking corrections applied on the experimental transition rates  $ft$ . In this article we briefly discuss this current situation and the experimental program at GANIL geared towards constraining isospin symmetry breaking corrections. We conclude by presenting the opportunities that will be available at DESIR and S<sup>3</sup>-LEB, the upcoming low-energy radioactive ion beam facilities at GANIL.

## 1. Introduction

Precision measurements of observables in superallowed (SA) Fermi  $\beta$  transitions offer excellent probes to hunt for signatures of physics beyond the Standard Model (BSM) [1]. These decays proceed from the  $J^\pi = 0^+$  ground-state of the parent nucleus to the  $J^\pi = 0^+$  isobaric analog state in the daughter. In these decays, only the vector part of the weak interaction contributes. Consequently, the hypothesis of a conserved vector current (CVC) [2] predicts that the transition rate ( $ft$  value) remains constant across all SA decays for a given isospin, irrespective of the parent-daughter pair. This hypothesis has been tested and verified to a precision of  $5 \times 10^{-4}$  [3] once individual  $ft$  values are corrected for nuclear structure and radiative effects (denoted  $\mathcal{F}t$ ). The validation of CVC thus allows to derive  $V_{ud}$ , the dominant top-row element of the Cabibbo-Kobayashi-Maskawa (CKM) matrix, that describes the mixing of quark flavor states with the mass eigenstates. The unitarity of this CKM matrix is fundamental to the current version of the Standard Model and is tested to the highest precision using the first-row elements. Being the largest and the most precise among the three elements, precision on  $V_{ud}$  is



**Figure 1.** Transformation of nucleus-dependent measured  $ft^{0^+ \rightarrow 0^+}$  values (left panel) to nuclear medium-independent  $\mathcal{F}t^{0^+ \rightarrow 0^+}$  values (right panel) when radiative and isospin symmetry breaking corrections (central panel) are applied (see Eq. 1). The two colors indicate the SA  $\beta$  decay pairs, where the parent nucleus is either the even-even  $T_Z = -1$  (red points) or the odd-odd  $T_Z = 0$  (black points) member of the  $T = 1$  isospin multiplet. Figure created with data from Ref [3].

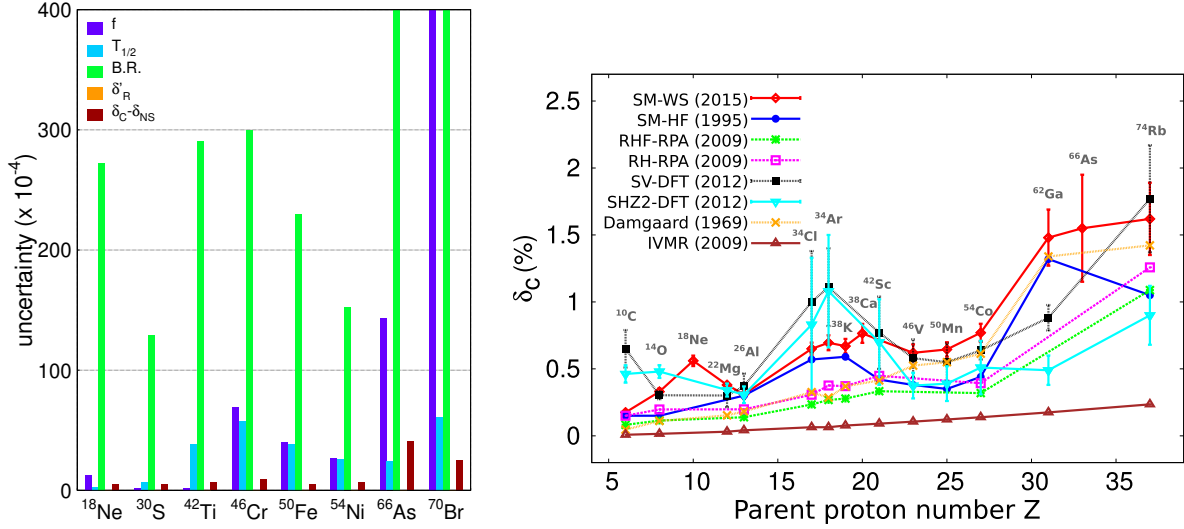
key to performing sensitive tests of CKM unitarity. In fact, the highest precision on  $V_{ud}$  currently comes from  $\mathcal{F}t$  values of superallowed  $0^+ \rightarrow 0^+$  beta decays ( $\mathcal{F}t^{0^+ \rightarrow 0^+}$ ) [3, 4]. Until recently, CKM unitarity was respected, however, a recent global re-evaluation of the  $\mathcal{F}t^{0^+ \rightarrow 0^+}$  values has indicated a tension with unitarity at the  $2\sigma$  level [3, 4].

Observables in SA  $0^+ \rightarrow 0^+$   $\beta$  decays, namely branching ratio (BR), half-life ( $t_{1/2}$ ), and Q-value, are used to determine the experimental  $ft^{0^+ \rightarrow 0^+}$  value for the decay [4]. Individual  $ft^{0^+ \rightarrow 0^+}$  values, shown in the left panel of Fig. 1, are corrected for nuclear medium dependent isospin symmetry breaking (ISB) and radiative effects [3] to obtain the nucleus independent  $\mathcal{F}t^{0^+ \rightarrow 0^+}$  values shown in the right panel of Fig. 1. The average of these  $\mathcal{F}t^{0^+ \rightarrow 0^+}$  values is then used to derive  $V_{ud}$

$$\mathcal{F}t^{0^+ \rightarrow 0^+} = ft^{0^+ \rightarrow 0^+} (1 + \delta'_R) (1 + \delta_{NS} - \delta_C) = \frac{K}{2V_{ud}^2 G_F^2 (1 + \Delta_R)} \quad (1)$$

Here, the right hand side forms a constant with  $K = 8120.2787(11)10^{-10} \text{ GeV}^{-4}\text{s}$  and the nucleus-independent radiative correction  $\Delta_R$ , which is the same for all  $0^+ \rightarrow 0^+$  SA  $\beta$  transitions [5]. In the middle term of Eq. 1,  $\delta'_R$  and  $\delta_{NS}$  are radiative corrections, and  $\delta_C$  is the isospin symmetry breaking correction. These corrections range from  $\sim -0.5\%$  to  $\sim 2\%$  and among the three,  $\delta_C$  increases strongly with the atomic charge  $Z$ . This is natural, as the Coulomb interaction grows stronger with  $Z$ , however this also enhances isospin mixing and symmetry breaking effects, consequently affecting the average  $\mathcal{F}t^{0^+ \rightarrow 0^+}$ . As the average of  $\mathcal{F}t^{0^+ \rightarrow 0^+}$  defines the absolute value of  $V_{ud}$ , it is absolutely necessary to constrain these correction terms.

Currently, the  $ft^{0^+ \rightarrow 0^+}$  values are measured for 23 SA  $\beta$  emitters, ranging from  $^{10}\text{C}$  ( $Z = 6$ ) to  $^{74}\text{Rb}$  ( $Z = 37$ ) [3]. However, only 15 of these, shown in Fig. 1, are used in the evaluation of  $V_{ud}$  because their  $ft^{0^+ \rightarrow 0^+}$  values have the required precision of 0.3% or better [3]. For the remaining eight cases, that are shown in the left panel of Fig. 2, the uncertainty is dominated by those on the BR and Q-value (used to determine  $f$  in Fig 2). Furthermore, as one can observe in the right panel of Fig. 2, there are



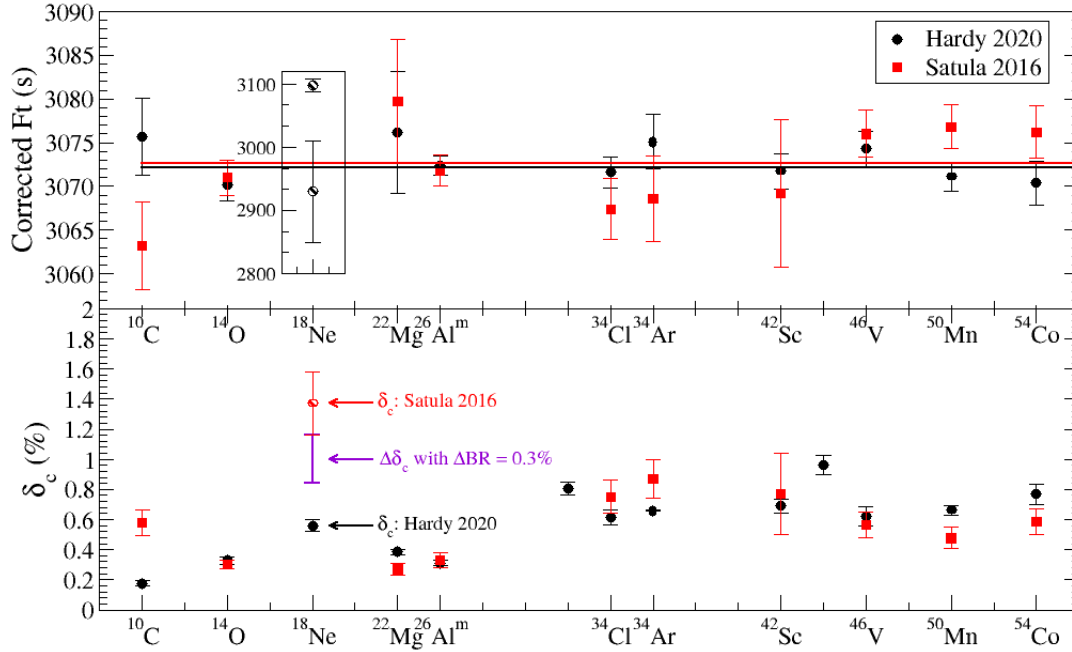
**Figure 2.** Left panel: Uncertainty budget on the corrected  $\mathcal{F}t^{0^+ \rightarrow 0^+}$  for the eight less precise cases of superallowed  $\beta$  emitters. Figure created with data from Ref. [3]. Right panel: ISB corrections from different models for all known  $0^+ \rightarrow 0^+$  SA decays. Figure adapted from Ref [6].

large variations between ISB corrections calculated using different nuclear structure models. However, at present, only the shell model calculation using the Wood-Saxon wave function (annotated as SM-WS in Fig. 2) is used to correct the  $\mathcal{F}t^{0^+ \rightarrow 0^+}$  values for ISB effects. To effectively constrain these corrections, a precision of 0.3% or better is required for the experimental  $\mathcal{F}t$  values [3]. An example is shown in Fig. 3 for the case of the SA emitter  $^{18}\text{Ne}$ , where a precision of 0.3% on the branching ratio can help distinguish between two advanced models. Given the current tension with CKM unitarity, it is crucial to test these ISB models against stringent constraints set by experimental data, especially for the heavier superallowed emitters, where  $\delta_C$  is most sensitive.

## 2. Experimental program

At GANIL, an experimental program is currently underway aiming towards constraining ISB corrections by performing high-precision measurements of the half-life and branching ratio of the 8 less-precisely known SA  $\beta$  emitters. Of these eight nuclei, the first six nuclei (shown in Fig. 2) are  $T_Z = -1$  parents, where the  $\delta_C$  corrections are larger than those in  $\beta$  decay pairs with  $T_Z = 0$  parents of the same mass.

As part of this effort, measurements were conducted at GANIL to determine the half-life and SA branching ratio of  $^{38}\text{Ca}$  [8] and  $^{30}\text{S}$  [9] using the in-flight fragment separator LISE [10]. In these experiments, the detection setup included plastic scintillators for detecting  $\beta$  radiation, monitoring beam purity, and implantation onto a moving tape-drive system, as well as HPGe detectors for measuring the de-exciting  $\gamma$  radiation. The tape-drive system allows separating the implantation



**Figure 3. Top panel:**  $\mathcal{F}t^{0^+ \rightarrow 0^+}$  obtained using two different nuclear structure models that calculate the ISB corrections for  $ft^{0^+ \rightarrow 0^+}$ . Black data points correspond to shell model based corrections from Ref [3], referred to as SM-WS in Fig. 2. Red data points correspond to density functional based corrections of Ref [7], referred to as SV-DFT in Fig. 2. The two straight lines represent the average  $\mathcal{F}t^{0^+ \rightarrow 0^+}$  calculated using the 15 cases shown in Fig. 2. The inset displays the  $\mathcal{F}t^{0^+ \rightarrow 0^+}$  value for  $^{18}\text{Ne}$  determined using existing experimental data and the ISB corrections of Ref [3].

**Bottom panel:**  $\delta_C$  corrections from Ref [3] and [7]. For  $\delta_C = 1$ , using the CVC filter [3], the purple error bar demonstrates the potential to distinguish between the two models if the precision on the BR for  $^{18}\text{Ne}$  is 0.3%.

and decay positions, which is essential to measure the decay in a background-free environment and to remove activity from long-lived beam contaminants and unstable decay products. The cycle times for these measurements were optimized for an implantation time of approximately  $3t_{1/2}$  and decay times ranging from  $3t_{1/2}$  for branching ratio measurements to  $10t_{1/2} - 20t_{1/2}$  for half-life measurements. The cycle time also included background measurements before implantation and after moving the activity into storage cassettes. To determine the branching ratio, a High Purity Germanium (HPGe) detector was used in coincidence with a thin plastic scintillator. The HPGe was characterized in efficiency at the 0.2% level when placed 15 cm from the decay point [11, 12]. Such a precise characterization is critical for achieving the 0.3% precision on the BR required for these measurements.

A similar experiment will be conducted at GANIL in June 2025 to measure the half-life and SA BR in  $^{18}\text{Ne}$  [13]. This measurement will be done using the radioactive  $^{18}\text{Ne}$  beam produced at SPIRAL1 [14], the Isotope Separation On-Line (ISOL) facility of GANIL. The currently published branching ratio [3] for this decay has a precision of  $\pm 2.7\%$ , which is used to determine the  $^{18}\text{Ne}$   $ft^{0^+ \rightarrow 0^+}$  value. A second measurement [15],

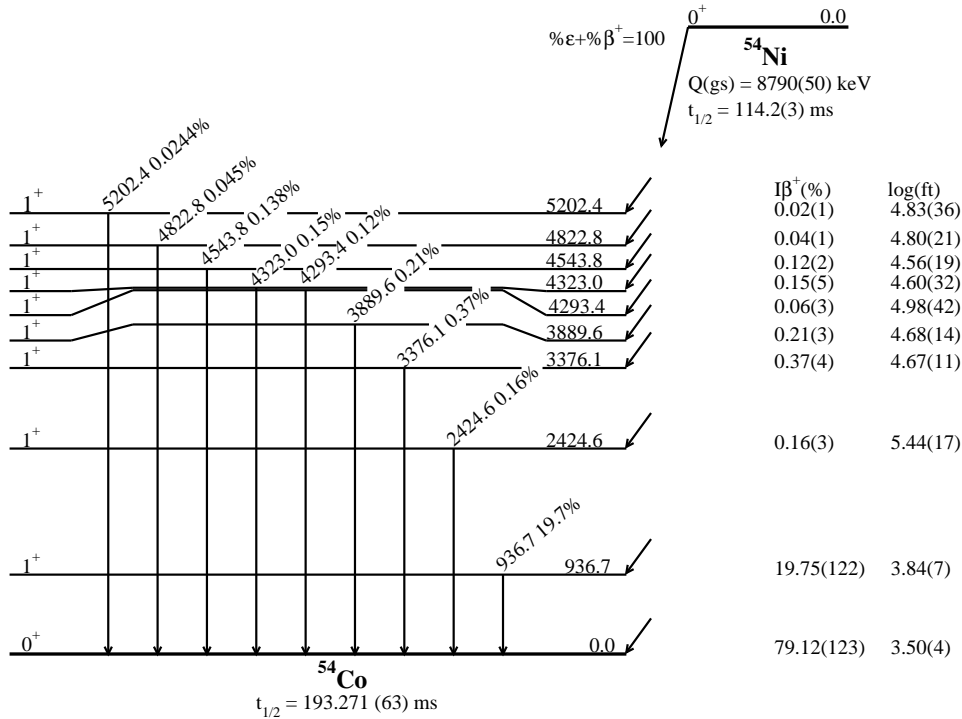
published in a Ph.D. thesis, quotes a statistical uncertainty of  $\pm 0.7\%$ . The later was done at GANIL but the final precision on the BR was limited by statistics and affected by rate-dependent effects. The upcoming  $^{18}\text{Ne}$  measurement [13] will use a similar  $\beta - \gamma$  detection setup as mentioned above and will be done at GANIL's SPIRAL1 identification station [16] using a moving tape system, a plastic scintillator for  $\beta$  detection and the same HPGe detector [11, 12] mentioned above. To address rate-dependent effects encountered in the previous  $^{18}\text{Ne}$  measurement [15], signals from the various detectors will be processed using FASTER [17], a triggerless digital data acquisition system that timestamps detected events with a precision of 2 ns.

In the near future, we will conduct experiments at LISE to improve the precision on the SA branching ratio for  $^{42}\text{Ti}$ ,  $^{46}\text{Cr}$ ,  $^{50}\text{Fe}$  and  $^{54}\text{Ni}$ . However, beyond  $Z = 20$ , the neutron-deficient radioactive ion beams (RIBs) that can be produced via in-flight fragmentation at LISE are not pure enough (typical purity requirement is  $> 99\%$ ) to perform the high-precision measurements required for SA  $\beta$  decay studies. The purity and consequently the RIB intensity is compromised due to the overlap of momentum distribution tails from the less exotic isotones, which are produced at much higher intensities in the fragmentation process. Additionally, these  $T_Z = -1$  parents decay to daughter nuclei that have a significant number of energetically available  $J^\pi = 1^+$  states. These  $0^+ \rightarrow 1^+$  Gamow-Teller (GT) transitions split the  $\beta$  decay strength as they compete with the  $0^+ \rightarrow 0^+$  superallowed  $\beta$  decay branch. In such cases, the branching ratio for the SA decay has to be determined indirectly by measuring all the non-analog branches and subtracting them from the full  $\beta$  decay,

$$BR_{SA} = 1 - \sum_i BR_i. \quad (2)$$

In Eq. 2 above,  $i$  runs over all non-SA  $\beta$  decay branches, which need to be determined with sufficiently high precision to obtain the required 0.3% precision on the SA decay branch. However, some of these non-analog branches are weaker and the de-exciting gamma radiations have high energies, as can be seen for the case for  $^{54}\text{Ni}$  in Fig. 4. This sets up the stage for the ‘‘Pandemonium effect’’ [18] when high resolution HPGe detectors are used to determine the branching ratios. This systematic effect arises from an underestimation of the  $\beta$  decay strength at high energy levels, which occurs when weak  $\gamma$  cascades or high-energy  $\gamma$  radiations are not detected or are missed due to the low efficiency of such high resolution germanium detectors.

To address these issues at LISE, the SA parent will be implanted in a segmented charged-particle detector instead of a moving tape system. To determine the half-life, a suitable time correlation will be used between the events corresponding to the implant position of the SA parent and the  $\beta$  events, to avoid counting the  $\beta$  radiations resulting from contaminants. To address the Pandemonium effect, gamma detectors that perform as Total Absorption Spectrometers (TAS) such as the ones being developed within the (NA)<sup>2</sup>STARS project [21] will be used to determine the branching ratio. These TAS  $\gamma$  detectors are large scintillators (e.g., NaI or BaF<sub>2</sub>) that have high  $\gamma$  detection efficiency and are used as calorimeters, covering a nearly  $4\pi$  geometry to detect the entire cascade



**Figure 4.** Known decay radiation scheme for the superallowed emitter  $^{54}\text{Ni}$ . Figure created with data retrieved from Refs [19] and [20].

of  $\gamma$  decays rather than individual  $\gamma$  rays. To address contamination from radioactive daughters, the measurement cycles will be optimized for appropriate implantation and decay times with accurate forward and backwards time correlation gates between the implantation and  $\beta - \gamma$  events. One such experiment is scheduled to be performed at LISE in 2026 [22] and will use a double-sided silicon strip detector (DSSSD) for implantation, plastic scintillators for  $\beta$  detection, and either the DTAS detector (18 NaI(Tl) crystals) [23] or the Rocinante detector (12 BaF<sub>2</sub> crystals) [24] as a total absorption spectrometer.

As the atomic number increases and we move further up the nuclear chart towards  $^{98}\text{In}$ , the SA emitters become more exotic, and based on the trend in Fig. 2, the isospin symmetry breaking corrections will increase further [6]. To test the robustness of the nuclear structure models that calculate ISB corrections, we need high-precision experimental data across the nuclear chart, especially covering large variations in the atomic number  $Z$ . Currently, the uncertainty in the branching ratio for the known heavier SA beta emitters, such as  $^{66}\text{As}$  or  $^{70}\text{Br}$ , is at least 10 times larger than the minimum prescribed limit [3]. As mentioned earlier, the purity of the neutron-deficient nuclei beyond  $^{54}\text{Ni}$ , that can be produced at LISE via in-flight fragmentation is severely limited. In addition, the refractory nature of the heavier SA emitters limits their production at SPIRAL1 via the current ISOL technique. Thus, the studies of SA emitters from  $^{66}\text{As}$  to  $^{98}\text{In}$ , focusing on the  $N = Z$  cases, requires developments in RIB production and purification methods.

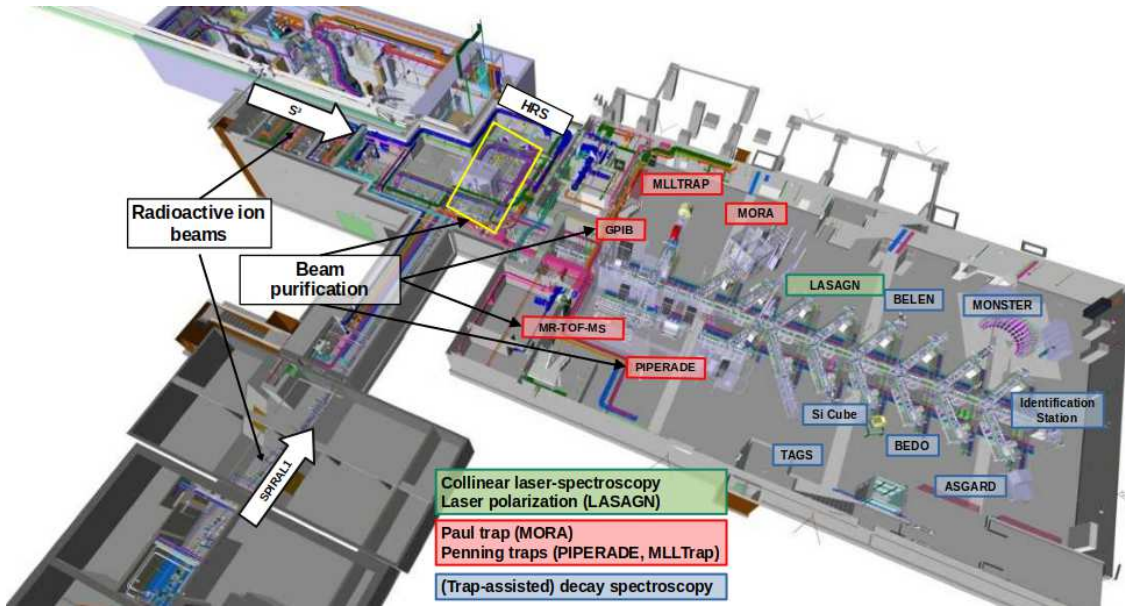
### 2.1. Superaligned beta decay studies beyond $^{54}\text{Ni}$ at GANIL's upcoming low energy facilities DESIR and $\text{S}^3\text{-LEB}$

Significant efforts are currently underway at GANIL to produce neutron-deficient RIBs at SPIRAL1, where, as mentioned earlier, the ISOL technique is being used. In this context, the on-going TULIP project [25, 26] aims to produce RIBs at SPIRAL1 via fusion-evaporation reactions, which also favors the production of neutron-deficient nuclei. As part of this project, the production of  $^{74-78}\text{Rb}^+$  isotopes was recently demonstrated [27] and production yields for neutron-deficient gallium isotopes (including the SA emitter  $^{62}\text{Ga}$ ), will be investigated in an upcoming beam test run [28]. Furthermore, with the beam purification techniques that will be implemented at GANIL's upcoming low-energy facilities DESIR (**D**ésintégration, **E**xcitation et **S**tockage d'Ions **R**adioactifs) [29] and  $\text{S}^3\text{-LEB}$  (**S**uper **S**eparator **S**pectrometer's **L**ow **E**nergy **B**ranch) [30], high-precision measurements of SA decay observables for nuclei beyond  $^{54}\text{Ni}$  will become possible. In this direction,  $\text{S}^3$  conducted its first commissioning run in November 2024, while DESIR is gearing up for its first commissioning run in 2027, setting up opportunities for unprecedented high-precision measurements at GANIL.

The Super Separator Spectrometer of GANIL will take intense stable beams from SPIRAL2 [31, 32] and produce RIBs in-flight via the fusion evaporation method, which is favorable for producing neutron-deficient nuclei, like the SA emitters in this project. The cocktail of RIBs that is produced will be slowed down and neutralized in a gas cell [33, 34]. The neutralized atoms will be laser ionized to select and transport the RIB of interest towards the user setups.  $\text{S}^3\text{-LEB}$  will also be coupled to a multi-reflection time-of-flight spectrometer called PILGRIM, which will have a mass resolution  $m/\Delta m$  ranging from  $1.5 \times 10^5$  to  $5.2 \times 10^5$ , depending on the beam emittance [35]. Studying SA  $\beta$  decays at  $\text{S}^3\text{-LEB}$  presents a few challenges, the resolution of which will require some developments. First, the current version of the  $\text{S}^3\text{-LEB}$  gas cell has an extraction time of around 500 ms [36] which is much longer compared to the half lives of the heavier SA emitters e.g.  $t_{1/2}$  for  $^{70}\text{Br}$  is  $78.88 \pm 0.31$  ms [37]. Efforts are currently being made within the  $\text{S}^3\text{-LEB}$  collaboration to reduce the extraction time to  $\sim 50$  ms using a fast gas cell called FRIENDS3 (Fast Radioactive Ion Extraction and Neutralization Device for S3) [38] which is being developed. The second challenge is the availability of appropriate laser ionization schemes, and laser spectroscopy studies are not done yet on  $^{66}\text{As}$ ,  $^{70}\text{Br}$ ,  $^{83}\text{Tc}$  and  $^{90}\text{Rh}$  [39]. The collaboration has a laser laboratory at GANIL called GISELE [40] which has the same laser systems as at  $\text{S}^3\text{-LEB}$  and is coupled to an atomic beam unit that can be used to produce the stable element of interest for improving existing or developing new laser ionization schemes.

The other facility for performing SA measurements at GANIL is DESIR, which will receive beams from both SPIRAL1 and  $\text{S}^3\text{-LEB}$ . At DESIR, these beams will be purified first by a High Resolution Separator (HRS) [41] which is designed to have a mass resolution of  $m/\Delta m = 2 \times 10^4$ . Further improvement in the beam quality will be done by cooling and bunching the beam in a gas filled Paul trap called General

Purpose Ion Buncher (GPIB) [42] which can be coupled to a double Penning trap called PIPERADE (PIèges de PENning pour les RADionucléides à DESir) [43]. PIPERADE is currently being commissioned and offline tests have demonstrated a mass resolution of  $m/\Delta m = 10^5$  [43]. Since the beam purification at DESIR does not involve a gas cell or laser ionization, nuclei beyond  $^{54}\text{Ni}$  (see Fig. 2) can be studied at DESIR with beams from SPIRAL1 obtained using the TULIP target ion source [25, 26]. The highly purified beam thus obtained will then be sent to different experimental setups placed in the DESIR hall, a layout of which is shown in Fig. 5.



**Figure 5.** A schematic layout showing the tentatively proposed plan for the placement of different instruments in the future DESIR beam hall. Beams coming from SPIRAL1 and  $S^3$  are shown with white solid arrows. All the decay spectroscopy (BESTIOL) associated setups are indicated in blue, ion trap devices (DETRAP) in red and laser spectroscopy devices (LUMIERE) are in green. Figure adapted from Ref [29].

As part of DESIR's BESTIOL program, a dedicated decay spectroscopy station equipped with a moving tape drive system, charged particle detectors, and gamma detectors will be provided for decay studies. Additionally there will be provisions for users to set up their own detection systems that can be coupled to a mobile tape transport system. Within the DETRAP program, DESIR will host high-resolution mass separation and measurement devices, such as the HRS [41], PIPERADE [43], and, in the near future, a Multi-Reflection Time-of-Flight Mass Spectrometer (MR-TOF-MS) based on the PILGRIM design [35]. These devices will have the capability to perform mass measurements with the precision required for SA  $\beta$  decay measurements. In addition, through its LUMIERE program, DESIR will also offer opportunities to perform laser spectroscopy of RIBs or conduct  $\beta$ -decay studies on laser-polarized RIBs. With multiple setups DESIR will serve as a low-energy, high-precision facility, where all



the SA observables can be measured with the same primary radioactive beam.

### 3. Concluding remarks

Search for physics beyond the Standard Model is currently the driver for several large-scale research programs worldwide. Precision measurements in nuclear  $\beta$  decays have proved to be crucial probes for such investigations, particularly in determining  $V_{ud}$  and testing the unitarity of the CKM matrix. With the recent tensions in CKM unitarity, nuclear structure-dependent ISB corrections applied to  $ft^{0^+ \rightarrow 0^+}$  have come under increased scrutiny, especially since a single model is used to determine  $\mathcal{F}t^{0^+ \rightarrow 0^+}$  and consequently  $V_{ud}$ . This has highlighted the need for improving the precision on  $ft^{0^+ \rightarrow 0^+}$  values for some of the  $T_Z = -1$  parents which are particularly sensitive to the ISB corrections. Additionally the sensitivity of  $\delta_C$  to  $Z$  urges studying SA  $\beta$  decays beyond  $^{74}\text{Rb}$  to test the models against larger variations in  $Z$ .

In this article, we presented the on-going experimental program at GANIL, which aims to constrain ISB corrections through high-precision measurements of observables in SA  $\beta$  decays. We also discussed the current limitations at GANIL for studying this decay mode in nuclei beyond  $^{54}\text{Ni}$ , and the opportunities that the upcoming DESIR and S<sup>3</sup>-LEB facilities, along with the TULIP RIB development project, will provide for extending these studies towards  $^{98}\text{In}$  along the  $N = Z$  path.

While in the current article we limited our discussions to SA  $0^+ \rightarrow 0^+$  Fermi  $\beta$  decays, a similar effort is ongoing within the French research community to determine  $V_{ud}$  from SA mirror decays [44]. Beyond CKM unitarity tests, the search for BSM physics also includes looking for the existence of scalar or tensor currents, which go beyond the vector-axial vector (V-A) nature of weak interactions. The search for such exotic currents is carried out by precisely measuring the  $\beta$  energy spectrum or by performing correlation measurements. At GANIL, within the framework of the **b-STILED** (**b**: improved **S**earch for **T**ensor **I**nteractions in nuc**L**ear **b**eta **D**ecay) project, experiments were conducted at LISE and SPIRAL1 to study the  $\beta$  energy spectrum in the decay of  $^6\text{He}$  [45]. **M**atter's **O**rigin from **R**adio**A**ctivity (MORA) is another high-precision experiment that will measure the  $D$  correlation in the decay of trapped and laser-polarized  $^{23}\text{Mg}^+$  and  $^{39}\text{Ca}^+$  ions. The MORA experiment [46] is searching for CP-violating interactions in the V-A framework of the Standard Model and will perform its Phase II measurements at DESIR within the DETRAP program. The **ASGARD** (**A**luminium **S**uperconducting **G**rid **A**ssembly for **R**adiation **D**etection) project [47] will measure the recoil energy of the daughter nucleus to determine the  $\beta - \nu$  angular correlation, which is required to determine  $V_{ud}$  from SA mirror  $\beta$  decays. ASGARD will conduct these experiments at DESIR (and other ISOL facilities) and will also search for scalar and tensor currents by comparing electron capture and  $\beta^+$  decay rates. **WISArD** (**W**eak **I**nteraction **S**tudies with  $^{32}\text{Ar}$  **D**ecay) is another high-precision experiment investigating exotic scalar and tensor currents by studying the  $\beta - \nu$  angular correlation

of  $^{32}\text{Ar}$  [48, 49]. The experiment focuses on detecting beta-delayed protons from the daughter nucleus  $^{32}\text{Cl}$ . Additionally, they plan to constrain the Fierz interference term by measuring beta-decay spectrum shape. While WISArD is currently setup at ISOLDE, the collaboration plans to replicate the setup to perform similar measurements on  $^{20}\text{Mg}$  at DESIR [49].

With several ambitious research programs, advanced experimental techniques and upcoming facilities, GANIL is in a unique and competitive position globally to explore the frontiers of physics and set stringent limits on the search for BSM physics.

#### 4. Acknowledgements

Several projects mentioned in the article were supported by Agence Nationale de la Recherche, France through ANR-11-EQPX-0012 and ANR-10-EQPX-46 and the FEDER (Fonds Européen de Développement Economique et Régional) and CPER (Contrat Plan Etat Région) programs. A complete list of contributing funding agencies can be found in Refs. [34, 41, 42, 43].

#### 5. Conflict of Interest

The authors declare no conflict of interest.

#### References

- [1] M. González-Alonso, O. Naviliat-Cuncic, and N. Severijns, “New physics searches in nuclear and neutron  $\beta$  decay,” *Progress in Particle and Nuclear Physics*, vol. 104, pp. 165–223, 2019. [Online]. Available: <https://www.sciencedirect.com/science/article/pii/S0146641018300735>
- [2] R. P. Feynman and M. Gell-Mann, “Theory of the Fermi Interaction,” *Phys. Rev.*, vol. 109, pp. 193–198, Jan 1958. [Online]. Available: <https://link.aps.org/doi/10.1103/PhysRev.109.193>
- [3] J. C. Hardy and I. S. Towner, “Superallowed  $0^+ \rightarrow 0^+$  nuclear  $\beta$  decays: 2020 critical survey, with implications for  $V_{ud}$  and CKM unitarity,” *Phys. Rev. C*, vol. 102, p. 045501, Oct 2020. [Online]. Available: <https://link.aps.org/doi/10.1103/PhysRevC.102.045501>
- [4] A. Falkowski, M. González-Alonso, O. Naviliat-Cuncic, and N. Severijns, “Superallowed decays within and beyond the standard model,” *Eur. Phys. J. A*, vol. 59, p. 113, 2023. [Online]. Available: <https://doi.org/10.1140/epja/s10050-023-01030-7>
- [5] J. C. Hardy, I. S. Towner, H. I. Park, V. E. Iacob, L. Chen, V. Horvat, N. Nica, and M. Bencomo, “Testing CVC and CKM Unitarity via superallowed nuclear beta decay,” *EPJ Web of Conferences*, vol. 93, p. 01001, 2015. [Online]. Available: <https://doi.org/10.1051/epjconf/20159301001>
- [6] N. A. Smirnova, “Isospin-Symmetry Breaking within the Nuclear Shell Model: Present Status and Developments,” *Physics*, vol. 5, no. 2, pp. 352–380, 2023. [Online]. Available: <https://www.mdpi.com/2624-8174/5/2/26>
- [7] W. Satuła, P. Baczyk, J. Dobaczewski, and M. Konieczka, “No-core configuration-interaction model for the isospin- and angular-momentum-projected states,” *Phys. Rev. C*, vol. 94, p. 024306, Aug 2016. [Online]. Available: <https://link.aps.org/doi/10.1103/PhysRevC.94.024306>
- [8] B. Blank, J.-C. Thomas, P. Ascher, L. Audirac, A. Bacquias, L. Cáceres, G. Canchel, L. Daudin, F. de Oliveira Santos, F. Didierjean, M. Gerbaux, J. Giovinazzo, S. Grévy, T. Kurtukian Nieto, I. Matea, F. Munoz, M. Roche, L. Serani, N. Smirnova, and J. Souin, “Half-life and branching

- ratios for the  $\beta$  decay of  $^{38}\text{Ca}$ ,” *The European Physical Journal A*, vol. 51, no. 1, p. 8, Jan 2015. [Online]. Available: <https://doi.org/10.1140/epja/i2015-15008-1>
- [9] M. Aouadi, P. Ascher, B. Blank, M. Gerbaux, J. Giovinazzo, T. Goigoux, S. Grévy, T. Kurtukian Nieto, and C. Margon, “Precision measurement of the  $\beta$ -decay half-life and branching ratio of  $^{30}\text{S}$ .” E691 GANIL/LISE experiment performed in 2017.
- [10] R. Anne and A. C. Mueller, “LISE 3: a magnetic spectrometer - Wien filter combination for secondary radioactive beam production,” *Nuclear Instruments and Methods in Physics Research Section B: Beam Interactions with Materials and Atoms*, vol. 70, no. 1, pp. 276–285, 1992. [Online]. Available: <https://www.sciencedirect.com/science/article/pii/0168583X9295943L>
- [11] B. Blank, J. Souin, P. Ascher, L. Audirac, G. Canchel, M. Gerbaux, S. Grévy, J. Giovinazzo, H. Guérin, T. K. Nieto, I. Matea, H. Bouzomita, P. Delahaye, G. Grinyer, and J.-C. Thomas, “High-precision efficiency calibration of a high-purity co-axial germanium detector,” *Nuclear Instruments and Methods in Physics Research Section A: Accelerators, Spectrometers, Detectors and Associated Equipment*, vol. 776, pp. 34–44, 2015. [Online]. Available: <https://www.sciencedirect.com/science/article/pii/S0168900214015319>
- [12] B. Blank, P. Ascher, M. Gerbaux, J. Giovinazzo, S. Grévy, T. Kurtukian Nieto, M. Versteegen, and J.-C. Thomas, “Precision efficiency calibration of a high-purity co-axial germanium detector at low energies,” *Nuclear Instruments and Methods in Physics Research Section A: Accelerators, Spectrometers, Detectors and Associated Equipment*, vol. 984, p. 164631, 2020. [Online]. Available: <https://www.sciencedirect.com/science/article/pii/S0168900220310287>
- [13] B. Rebeiro, B. Blank, J. C. Thomas, G. De France, P. Delahaye, X. Fléchar, M. Gerbaux, G. F. Grinyer, V. Guadilla, L. Hayen, and O. Naviliat-Cuncic, “Addressing isospin symmetry-breaking through the precise branching ratio measurement of the superallowed  $\beta^+$  emitter  $^{18}\text{Ne}$ ,” E887.23 Accepted at the 2023 GANIL PAC .
- [14] P. Delahaye, M. Dubois, L. Maunoury, A. Annaluru, J. Angot, O. Bajeat, B. Blank, J. Cam, P. Chauveau, R. Frigot, S. Hormigos, B. Jacquot, P. Jardin, O. Kamalou, V. Kuchi, P. Lecomte, B. Osmond, B. Retailleau, A. Savalle, T. Stora, J. Thomas, V. Toivanen, E. Traykov, P. Ujic, and R. Vondrasek, “New exotic beams from the spiral 1 upgrade,” *Nuclear Instruments and Methods in Physics Research Section B: Beam Interactions with Materials and Atoms*, vol. 463, pp. 339–344, 2020. [Online]. Available: <https://www.sciencedirect.com/science/article/pii/S0168583X19302472>
- [15] H. Bouzomita-Zran, “Mesure de précision de la décroissance super-permise de  $^{18}\text{Ne}$ ,” Ph.D. dissertation, Université de Caen Normandie, France, 2015. [Online]. Available: <https://in2p3.hal.science/tel-01203286v1>
- [16] G. Grinyer, J. Thomas, B. Blank, H. Bouzomita, R. Austin, G. Ball, F. Bucaille, P. Delahaye, P. Finlay, G. Frémont, J. Gibelin, J. Giovinazzo, J. Grinyer, T. Kurtukian-Nieto, A. Laffoley, K. Leach, A. Lefèvre, F. Legruel, G. Lescalié, and D. Perez-Loureiro, “Upgrade of the SPIRAL identification station for high-precision measurements of nuclear  $\beta$  decay,” *Nuclear Instruments and Methods in Physics Research Section A: Accelerators, Spectrometers, Detectors and Associated Equipment*, vol. 741, pp. 18–25, 2014. [Online]. Available: <https://www.sciencedirect.com/science/article/pii/S0168900213016719>
- [17] “FASTER: Modular digital acquisition system,” FASTER website: <https://faster.in2p3.fr/faster/>, accessed: 03 February 2025. [Online]. Available: <https://faster.in2p3.fr/faster/>
- [18] J. Hardy, L. Carraz, B. Jonson, and P. Hansen, “The essential decay of pandemonium: A demonstration of errors in complex beta-decay schemes,” *Physics Letters B*, vol. 71, no. 2, pp. 307–310, 1977. [Online]. Available: <https://www.sciencedirect.com/science/article/pii/0370269377902234>
- [19] Y. Dong and H. Junde, “Nuclear data sheets for a = 54,” *Nuclear Data Sheets*, vol. 121, pp. 1–142, 2014. [Online]. Available: <https://www.sciencedirect.com/science/article/pii/S0090375214006553>
- [20] F. Molina, B. Rubio, Y. Fujita, W. Gelletly, J. Agramunt, A. Algora, J. Benlliure, P. Boutachkov,

- L. Cáceres, R. B. Cakirli, E. Casarejos, C. Domingo-Pardo, P. Doornenbal, A. Gadea, E. Ganioglu, M. Gascón, H. Geissel, J. Gerl, M. Górska, J. Grębosz, R. Hoischen, R. Kumar, N. Kurz, I. Kojouharov, L. A. Susam, H. Matsubara, A. I. Morales, Y. Oktem, D. Pauwels, D. Pérez-Loureiro, S. Pietri, Z. Podolyák, W. Prokopowicz, D. Rudolph, H. Schaffner, S. J. Steer, J. L. Tain, A. Tamii, S. Tashenov, J. J. Valiente-Dobón, S. Verma, and H.-J. Wollersheim, “ $T_z = -1 \rightarrow 0$   $\beta$  decays of  $^{54}\text{Ni}$ ,  $^{50}\text{Fe}$ ,  $^{46}\text{Cr}$ , and  $^{42}\text{Ti}$  and comparison with mirror ( $^3\text{He}, t$ ) measurements,” *Phys. Rev. C*, vol. 91, p. 014301, Jan 2015. [Online]. Available: <https://link.aps.org/doi/10.1103/PhysRevC.91.014301>
- [21] M. Fallot, “(NA)2STARS Project,” Presented at the GANIL Scientific Council 2023 <https://indico.in2p3.fr/event/28435/contributions/118788/attachments/75067/108390/NA2STARS-Project-GANIL-> accessed: 2025-01-06.
- [22] M. Fallot, S. E. A. Orrigo, A. M. S. Benítez, B. Rubio, A. Algora, J.-C. Thomas, W. Gelletly, B. Blank, L. Acosta, J. Agramunt, P. Aguilera, O. Aktas, G. Alcalá, P. Ascher, D. Atanasov, B. Bastin, A. Beloeuvre, E. Bonnet, S. Bouvier, M. J. G. Borge, J. A. Briz1, A. Cadiou, D. Cano-Ott, G. de Angelis, G. de France, Q. Delignac, F. de Oliveira Santos, N. de Séréville, C. Ducoin, J. D. nas, M. Estienne, M. Flayol, C. Fonseca, C. Fougères, L. M. Fraile, H. Fujita, Y. Fujita, D. Galaviz, E. Ganioglu, F. Galdes, M. Gerbaux, J. Giovinazzo, D. Godos, S. Grevy, V. Guadilla, F. Hammache, J. Mrázek22, O. Kamalou, T. Kurtukian-Nieto, I. Martel, N. Millard-Pinard, F. Molina, E. Nacher, S. Nandi, S. Parra, J. Pépin, J. Piot, Z. Podolyak, A. Porta, B. Rebeiro, P. Regan, D. Rodriguez, O. Sorlin, O. Stezowski, C. Stodel, J. L. Tain, O. Tengblad, P. Teubig, and L. Trache, “Total Absorption Spectroscopy for Nuclear Structure and Nuclear Astrophysics,” E891.23 Accepted at the 2023 GANIL PAC.
- [23] V. Guadilla, J. Tain, A. Algora, J. Agramunt, J. Äystö, J. Briz, A. Cucoanes, T. Eronen, M. Estienne, M. Fallot, L. Fraile, E. Ganioglu, W. Gelletly, D. Gorelov, J. Hakala, A. Jokinen, D. Jordan, A. Kankainen, V. Kolhinen, J. Koponen, M. Lebois, L. Le Meur, T. Martinez, M. Monserrate, A. Montaner-Pizá, I. Moore, E. Nácher, S. Orrigo, H. Penttilä, I. Pohjalainen, A. Porta, J. Reinikainen, M. Reponen, S. Rice, S. Rinta-Antila, B. Rubio, K. Rytönen, T. Shiba, V. Sonnenschein, A. Sonzogni, E. Valencia, V. Vedia, A. Voss, J. Wilson, and A.-A. Zakari-Issoufou, “Characterization and performance of the dtas detector,” *Nuclear Instruments and Methods in Physics Research Section A: Accelerators, Spectrometers, Detectors and Associated Equipment*, vol. 910, pp. 79–89, 2018. [Online]. Available: <https://www.sciencedirect.com/science/article/pii/S0168900218310799>
- [24] E. Valencia, J. L. Tain, A. Algora, J. Agramunt, E. Estevez, M. D. Jordan, B. Rubio, S. Rice, P. Regan, W. Gelletly, Z. Podolyák, M. Bowry, P. Mason, G. F. Farrelly, A. Zakari-Issoufou, M. Fallot, A. Porta, V. M. Bui, J. Rissanen, T. Eronen, I. Moore, H. Penttilä, J. Äystö, V.-V. Elomaa, J. Hakala, A. Jokinen, V. S. Kolhinen, M. Reponen, V. Sonnenschein, D. Cano-Ott, A. R. Garcia, T. Martínez, E. Mendoza, R. Caballero-Folch, B. Gomez-Hornillos, V. Gorlichev, F. G. Kondev, A. A. Sonzogni, and L. Batist, “Total absorption  $\gamma$ -ray spectroscopy of the  $\beta$ -delayed neutron emitters  $^{87}\text{Br}$ ,  $^{88}\text{Br}$ , and  $^{94}\text{Rb}$ ,” *Phys. Rev. C*, vol. 95, p. 024320, Feb 2017. [Online]. Available: <https://link.aps.org/doi/10.1103/PhysRevC.95.024320>
- [25] P. Jardin, M. MacCormick, V. Bosquet, P. Chauveau, S. Damoy, P. Delahaye, M. Dubois, M. Fadil, M. Lalande, C. Michel, and J.-C. Thomas, “Sub-millisecond atom-to-ion transformation in the tulip isol system,” *Nuclear Instruments and Methods in Physics Research Section A: Accelerators, Spectrometers, Detectors and Associated Equipment*, vol. 1055, p. 168332, 2023. [Online]. Available: <https://www.sciencedirect.com/science/article/pii/S0168900223003224>
- [26] V. Bosquet, P. Jardin, M. MacCormick, and C. Michel, “The TULIP project: First on-line result and near future,” *Nuclear Instruments and Methods in Physics Research Section B: Beam Interactions with Materials and Atoms*, vol. 541, pp. 106–108, 2023. [Online]. Available: <https://www.sciencedirect.com/science/article/pii/S0168583X23001842>
- [27] P. Chauveau, “SPIRAL1 beams for DESIR status and development,” Presented at the 2024 DESIR Workshop [https://indico.in2p3.fr/event/31364/contributions/137905/attachments/84388/125937/WS-DESIR\\_Chauv](https://indico.in2p3.fr/event/31364/contributions/137905/attachments/84388/125937/WS-DESIR_Chauv)

- accessed: 2024-12-20.
- [28] Private communication.
- [29] “DESIR,” <https://www.ganil-spiral2.eu/scientists/ganil-spiral-2-facilities/experimental-areas/desir/>, accessed: 2025-03-18. [Online]. Available: <https://www.ganil-spiral2.eu/scientists/ganil-spiral-2-facilities/experimental-areas/desir/>
- [30] “S3 Low Energy Branch,” <https://www.ganil-spiral2.eu/scientists/ganil-spiral-2-facilities/instrumentation/s3-low-energy-branch/>, accessed: 2025-03-18. [Online]. Available: <https://www.ganil-spiral2.eu/scientists/ganil-spiral-2-facilities/instrumentation/s3-low-energy-branch/>
- [31] A. Orduz, P.-E. Bernaudin, M. Di Giacomo, R. Ferdinand, B. Jacquot, O. Kamalou, J.-M. Lagniel, G. Normand, A. Savalle, and D. Uriot, “SPIRAL2 final commissioning results,” in *JACoW*, vol. LINAC2022 - 31th International Accelerator Conference, Liverpool, United Kingdom, Aug 2022, p. TU2AA02. [Online]. Available: <https://hal.science/hal-03839809>
- [32] S. Gales, “Spiral2 at ganil: Next generation of isol facility for intense secondary radioactive ion beams,” *Nuclear Physics A*, vol. 834, no. 1, pp. 717c–723c, 2010, the 10th International Conference on Nucleus-Nucleus Collisions (NN2009). [Online]. Available: <https://www.sciencedirect.com/science/article/pii/S0375947410001314>
- [33] J. Romans, A. Ajayakumar, M. Authier, F. Boumard, L. Caceres, J.-F. Cam, A. Claessens, S. Damoy, P. Delahaye, P. Desrues, A. Drouart, P. Duchesne, R. Ferrer, X. Fléchar, S. Franchoo, P. Gangnant, R. P. de Groote, S. Kraemer, N. Lecesne, R. Leroy, J. Lory, F. Lutton, V. Manea, Y. Merrer, I. Moore, A. Ortiz-Cortes, B. Osmond, J. Piot, O. Pochon, B.-M. Retailleau, H. Savajols, S. Sels, E. Traykov, J. Uusitalo, C. Vandamme, M. Vandebrouck, P. Van den Bergh, P. Van Duppen, M. Verlinde, E. Verstraelen, and K. Wendt, “First offline results from the s3 low-energy branch,” *Atoms*, vol. 10, no. 1, 2022. [Online]. Available: <https://www.mdpi.com/2218-2004/10/1/21>
- [34] A. Ajayakumar, J. Romans, M. Authier, Y. Balasmeh, A. Brizard, F. Boumard, L. Caceres, J.-F. Cam, A. Claessens, S. Damoy, P. Delahaye, P. Desrues, W. Dong, A. Drouart, P. Duchesne, R. Ferrer, X. Fléchar, S. Franchoo, P. Gangnant, S. Geldhof, R. P. de Groote, F. Ivandikov, N. Lecesne, R. Leroy, J. Lory, F. Lutton, V. Manea, Y. Merrer, I. Moore, A. Ortiz-Cortes, B. Osmond, J. Piot, O. Pochon, S. Raeder, A. de Roubin, H. Savajols, D. Studer, E. Traykov, J. Uusitalo, C. Vandamme, P. Van den Bergh, P. Van Duppen, and K. Wendt, “In-gas-jet laser spectroscopy with s3-leb,” *Nuclear Instruments and Methods in Physics Research Section B: Beam Interactions with Materials and Atoms*, vol. 539, pp. 102–107, 2023. [Online]. Available: <https://www.sciencedirect.com/science/article/pii/S0168583X23001003>
- [35] P. Chauveau, P. Delahaye, G. De France, S. El Abir, J. Lory, Y. Merrer, M. Rosenbusch, L. Schweikhard, and R. Wolf, “PILGRIM, a Multi-Reflection Time-of-Flight Mass Spectrometer for Spiral2-S3 at GANIL,” *Nuclear Instruments and Methods in Physics Research Section B: Beam Interactions with Materials and Atoms*, vol. 376, pp. 211–215, 2016, proceedings of the XVIIth International Conference on Electromagnetic Isotope Separators and Related Topics (EMIS2015), Grand Rapids, MI, U.S.A., 11-15 May 2015. [Online]. Available: <https://www.sciencedirect.com/science/article/pii/S0168583X16000732>
- [36] V. Manea, “Status of the S3 and DESIR experimental installations,” Presented at the XXII<sup>nd</sup> Colloque GANIL (2021) [https://ganil2021.sciencesconf.org/data/pages/2021\\_09\\_27-Vladimir\\_S3\\_DESIR\\_online.pdf](https://ganil2021.sciencesconf.org/data/pages/2021_09_27-Vladimir_S3_DESIR_online.pdf), accessed: 2025-02-20.
- [37] “ENSDF database,” <http://www.nndc.bnl.gov/ensarchivals/>, accessed: 2024-02-07.
- [38] V. Manea, “Fast Radioactive Ion Extraction and Neutralization Device for S3 (FRIENDS3) - Project-ANR-21-CE31-0001,” <https://anr.fr/Project-ANR-21-CE31-0001>, accessed: 2025-01-02.
- [39] X. Yang, S. Wang, S. Wilkins, and R. G. Ruiz, “Laser spectroscopy for the study of exotic nuclei,” *Progress in Particle and Nuclear Physics*, vol. 129, p. 104005, 2023. [Online]. Available: <https://www.sciencedirect.com/science/article/pii/S0146641022000631>

- [40] J. Romans, A. Ajayakumar, M. Authier, F. Boumard, L. Caceres, J.-F. Cam, A. Claessens, S. Damoy, P. Delahaye, P. Desrues, W. Dong, A. Drouart, P. Duchesne, R. Ferrer, X. Fléchar, S. Franchoo, P. Gangnant, S. Geldhof, R. P. de Groote, N. Lecesne, R. Leroy, J. Lory, F. Lutton, V. Manea, Y. Merrer, I. Moore, A. Ortiz-Cortes, B. Osmond, J. Piot, O. Pochon, S. Raeder, A. de Roubin, H. Savajols, S. Sels, D. Studer, E. Traykov, J. Uusitalo, C. Vandamme, M. Vandebrouck, P. Van den Bergh, P. Van Duppen, and K. Wendt, “High-resolution laser system for the  $S^3$ -Low Energy Branch,” *Nuclear Instruments and Methods in Physics Research Section B: Beam Interactions with Materials and Atoms*, vol. 536, pp. 72–81, 2023. [Online]. Available: <https://www.sciencedirect.com/science/article/pii/S0168583X22003767>
- [41] J. Michaud, P. Alfaut, A. Balana, B. Blank, L. Daudin, T. Kurtukian-Nieto, B. Lachacinski, L. Serani, J.-C. Thomas, and F. Varenne, “Commissioning of the desir high-resolution mass separator,” *Nuclear Instruments and Methods in Physics Research Section B: Beam Interactions with Materials and Atoms*, vol. 541, pp. 161–164, 2023. [Online]. Available: <https://www.sciencedirect.com/science/article/pii/S0168583X23002094>
- [42] M. Gerbaux, P. Ascher, A. Husson, A. de Roubin, P. Alfaut, M. Aouadi, B. Blank, L. Daudin, S. El Abbeir, M. Flayol, H. Guérin, S. Grévy, M. Hukkanen, B. Lachacinski, D. Lunney, S. Perard, and B. Thomas, “The general purpose ion buncher: A radiofrequency quadrupole cooler-buncher for desir at spiral2,” *Nuclear Instruments and Methods in Physics Research Section A: Accelerators, Spectrometers, Detectors and Associated Equipment*, vol. 1046, p. 167631, 2023. [Online]. Available: <https://www.sciencedirect.com/science/article/pii/S0168900222009238>
- [43] P. Ascher, L. Daudin, M. Flayol, M. Gerbaux, S. Grévy, M. Hukkanen, A. Husson, A. de Roubin, P. Alfaut, B. Blank, K. Blaum, B. Lachacinski, D. Lunney, E. M. Ramirez, S. Naimi, S. Perard, and B. Thomas, “PIPERADE: A double Penning trap for mass separation and mass spectrometry at DESIR/SPIRAL2,” *Nuclear Instruments and Methods in Physics Research Section A: Accelerators, Spectrometers, Detectors and Associated Equipment*, vol. 1019, p. 165857, 2021. [Online]. Available: <https://www.sciencedirect.com/science/article/pii/S0168900221008421>
- [44] A. Falkowski, M. González-Alonso, and O. Naviliat-Cuncic, “Comprehensive analysis of beta decays within and beyond the Standard Model,” *Journal of High Energy Physics*, vol. 2021, no. 4, p. 126, Apr 2021. [Online]. Available: [https://doi.org/10.1007/JHEP04\(2021\)126](https://doi.org/10.1007/JHEP04(2021)126)
- [45] M. Kanafani, X. Fléchar, O. Naviliat-Cuncic, G. D. Chung, S. Leblond, E. Liénard, X. Mougeot, G. Quémener, A. Simancas Di Filippo, and J.-C. Thomas, “High-precision measurement of the  ${}^6\text{He}$  half-life,” *Phys. Rev. C*, vol. 106, p. 045502, Oct 2022. [Online]. Available: <https://link.aps.org/doi/10.1103/PhysRevC.106.045502>
- [46] P. Delahaye, E. Liénard, I. Moore, M. Benali, M. L. Bissell, L. Canete, T. Eronen, A. Falkowski, X. Fléchar, M. Gonzalez-Alonso, W. Gins, R. P. De Groote, A. Jokinen, A. Kankainen, M. Kowalska, N. Lecesne, R. Leroy, Y. Merrer, G. Neyens, F. De Oliveira Santos, G. Quemener, A. De Roubin, B.-M. Retailliau, T. Roger, N. Severijns, J. C. Thomas, K. Turzo, and P. Ujjc, “The mora project,” *Hyperfine Interactions*, vol. 240, no. 1, p. 63, Jun 2019. [Online]. Available: <https://doi.org/10.1007/s10751-019-1611-x>
- [47] M. Kanafani, “ASGARD: A novel probe for new physics,” Presented at the 61st International Winter Meeting on Nuclear Physics <https://indico.mitp.uni-mainz.de/event/388/contributions/5289/attachments/3895/5104/Bormio2025.KANAFANI.M> accessed: 2025-02-21.
- [48] V. Araujo-Escalona, P. Alfaut, P. Ascher, D. Atanasov, B. Blank, L. Daudin, X. Fléchar, M. Gerbaux, J. Giovanazzo, S. Grévy, T. Kurtukian Nieto, E. Liénard, L. Nies, G. Quémener, M. Roche, N. Severijns, S. Vanlangendonck, M. Versteegen, P. Wagenknecht, and D. Zakoucky, “Scalar current limit from the beta-neutrino correlation: the WISArD experiment,” in *J.Phys.Conf.Ser.*, vol. 1308, no. 1, Cocoyoc, Mexico, Jan. 2019, p. 012003. [Online]. Available: <https://hal.science/hal-02327692>
- [49] V. M. for the WISArD collaboration, “WISArD,” Presented at Conseil scientifique de l’IN2P3 -

Juin 2024 <https://www.google.com/url?sa=t&source=web&rct=j&opi=89978449&url=https://atrium.in2p3.fr/nuxeo>  
accessed: 2025-03-10.