

Why Do Multi-Agent LLM Systems Fail?

Mert Cemri^{*1} Melissa Z. Pan^{*1} Shuyi Yang^{*2} Lakshya A Agrawal^{*1} Bhavya Chopra¹ Rishabh Tiwari¹
Kurt Keutzer¹ Aditya Parameswaran¹ Dan Klein¹ Kannan Ramchandran¹
Matei Zaharia¹ Joseph E. Gonzalez¹ Ion Stoica¹

Abstract

Despite growing enthusiasm for Multi-Agent Systems (MAS), where multiple LLM agents collaborate to accomplish tasks, their performance gains across popular benchmarks remain minimal compared to single-agent frameworks. This gap highlights the need to analyze the challenges hindering MAS effectiveness.

In this paper, we present the first comprehensive study of MAS challenges. We analyze five popular MAS frameworks across over 150 tasks, involving six expert human annotators. We identify 14 unique failure modes and propose a comprehensive taxonomy applicable to various MAS frameworks. This taxonomy emerges iteratively from agreements among three expert annotators per study, achieving a Cohen’s Kappa score of 0.88. These fine-grained failure modes are organized into 3 categories: (i) specification and system design failures, (ii) inter-agent misalignment, and (iii) task verification and termination. To support scalable evaluation, we integrate MASFT with LLM-as-a-Judge. We also explore if identified failures could be easily prevented by proposing two interventions: improved specification of agent roles and enhanced orchestration strategies. Our findings reveal that identified failures require more complex solutions, highlighting a clear roadmap for future research. We open-source our dataset and LLM annotator¹.

“Happy families are all alike; each unhappy family is unhappy in its own way.” (Tolstoy, 1878)

“Successful systems all work alike; each failing system has its own problems.” (Berkeley, 2025)

^{*}Equal contribution ¹UC Berkeley ²Intesa Sanpaolo. Correspondence to: Mert Cemri <cemri@berkeley.edu>, Melissa Pan <melissapan@berkeley.edu>.

¹<https://github.com/multi-agent-systems-failure-taxonomy/MASFT>

1. Introduction

Recently, Large Language Model (LLM) based agentic systems have gained significant attention in the AI community (Patil et al., 2023; Packer et al., 2024; Wang et al., 2024a). This growing interest comes from the ability of agentic systems to handle complex, multi-step tasks while dynamically interacting with diverse environments, making LLM-based agentic systems well-suited for real-world problems (Li et al., 2023). Building on this characteristic, multi-agent systems are increasingly explored in various domains, such as software engineering (Qian et al., 2023; Wang et al., 2024d), drug discoveries (Gottweis et al., 2025; Swanson et al., 2024), scientific simulations (Park et al., 2023b), and recently general-purpose agent (Liang et al., 2025).

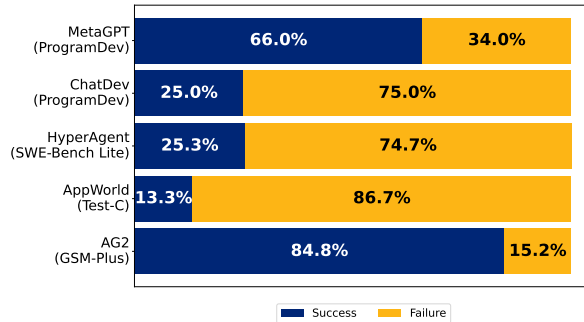


Figure 1. Failure rates of five popular Multi-Agent LLM Systems with GPT-4o and Claude-3.

Although the formal definition of agents remains a topic of debate (Cheng et al., 2024; Xi et al., 2023; Guo et al., 2024a; Li et al., 2024b; Wang et al., 2024b), in this study, we define a LLM-based **agent** as an artificial entity with prompt specifications (initial state), conversation trace (state), and ability to interact with the environments such as tool usage (action). A **multi-agent system (MAS)** is then defined as a collection of agents designed to interact through orchestration, enabling collective intelligence. MASs are structured to coordinate efforts, enabling task decomposition, performance parallelization, context isolation, specialized model ensembling, and diverse reasoning discussions (He et al., 2024b; Mandi et al., 2023; Zhang et al., 2024; Du et al., 2023; Park et al., 2023a; Guo et al., 2024a).

Why Do Multi-Agent LLM Systems Fail?

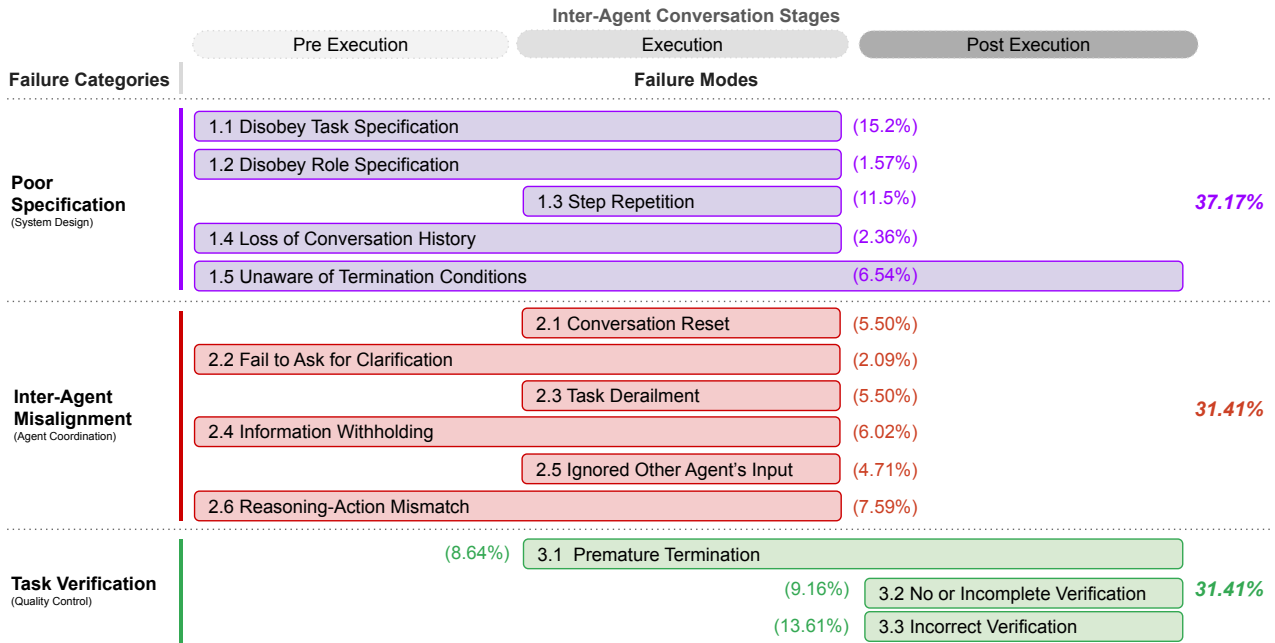


Figure 2. A **Taxonomy of MAS Failure Modes**. The inter-agent conversation stages indicate when a failure can occur in the end-to-end MAS system. If a failure mode spans multiple stages, it means the issue involves or can occur at different stages. Percentages represent how frequently each failure mode and category appeared in our analysis of 151 traces. Detailed definition and example of each failure mode is available in Appendix A.

Despite increasing adoption of MAS, the gain in accuracy or performance remains minimal compared to single agent frameworks (Xia et al., 2024) or even simple baselines such as best-of-N sampling on popular benchmarks (Kapoor et al., 2024). Our empirical analysis reveals that the correctness of the state-of-the-art (SOTA) open-source MAS, ChatDev (Qian et al., 2023), can be as low as 25%, as shown in Fig. 1. Furthermore, there is no clear consensus on how to build robust and reliable MASs. This leads to a fundamental question that we need to answer first: Why do MASs fail?

To understand MAS failure modes, we conduct the first systematic evaluation of MAS execution traces using Grounded Theory (Glaser & Strauss, 1967). We analyze five popular open-source MASs, employing six expert annotators to identify fine-grained issues across 150 conversation traces, each averaging over 15,000 lines of text. We define failures as cases where the MAS does not achieve the intended task objectives. To ensure consistency in failure modes and definitions, three expert annotators independently label 15 traces, achieving an inter-annotator agreement with a Cohen’s Kappa score of 0.88. From this comprehensive analysis, we identify 14 distinct failure modes, which we cluster into 3 primary failure categories. We introduce the **Multi-Agent System Failure Taxonomy (MASFT)**, the first structured failure taxonomy of MAS, as illustrated in Fig. 2. We do not claim MASFT covers every potential failure pattern; rather, it serves as the first step towards taxonomizing

and understanding MAS failures.

To enable scalable automated evaluation, we introduce an LLM-as-a-judge pipeline (Zheng et al., 2023) that uses OpenAI’s o1. To validate this pipeline, we cross-verify its annotations against three human expert annotations on 10 traces, obtaining a final Cohen’s Kappa agreement rate of 0.77.

Intuitively, better specifications (Stoica et al., 2024a) and prompting strategies could potentially mitigate MAS failures. To test this hypothesis, we implement best-effort interventions using prompt engineering and enhanced agent topological orchestration. Our case study with AG2 (Wu et al., 2024a) and ChatDev (Qian et al., 2023) reveals that although these interventions yield a +14% improvement for ChatDev, they do not resolve all failure cases. Moreover, the improved performance remains insufficiently low for real-world deployment.

These findings suggest that **MASFT** is not merely an artifact of existing multi-agent frameworks, but rather indicative of fundamental design flaws in MAS. Towards building robust and reliable MAS, **MASFT** serves as a framework for guiding future research, outlining potential solutions for each of the 14 failure modes. Additionally, we open source our annotations for further research in MAS.

While one could simply attribute these failures to limitations of present-day LLM (e.g., hallucinations, misalignment), we

conjecture that improvements in the base model capabilities will be insufficient to address the full **MASFT**. Instead, we argue that good MAS design requires organizational understanding – even organizations of sophisticated individuals can fail catastrophically (Perrow, 1984) if the organization structure is flawed.

Previous research in high-reliability organizations has shown that well-defined design principles can prevent such failures (Roberts, 1989; Rochlin, 1996). Consistent with these theories, our findings indicate that many MAS failures arise from the challenges in inter-agent interactions rather than the limitations of individual agents. **MASFT** enables systematic identification of these failures and informs the the design principles for next-generation MAS.

The contributions of this paper are as follows:

- We introduce **MASFT**, the first empirically grounded **taxonomy of MAS failures**, providing a structured framework for understanding and mitigating MAS failures.
- We develop a scalable LLM-as-a-judge **evaluation pipeline** for analyzing new MAS performance and diagnosing failure modes.
- We conduct best-effort **interventions studies** targeting agent specification, conversation management, and verification strategies. Despite achieving an improvement of 14% on task completion, they fail to fully address MAS failures, highlighting the need for structural MAS redesigns.
- We fully **open-source**: (1) all 150+ annotated MAS conversation traces, (2) the scalable LLM-as-a-judge evaluation pipeline and the LLM annotation on 150+ traces, and (3) detailed expert annotations on 15 selected traces.

2. Related Work

2.1. Challenges in Agentic Systems

The promising capabilities of agentic system has inspired research into specific agentic challenges. For instance, Agent Workflow Memory (Wang et al., 2024e) addresses long-horizon web navigation by introducing workflow memory. DSPy (Khattab et al., 2023) and Agora (Wang et al., 2024e) tackle issues in communication flow, and StateFlow (Wu et al., 2024b) focuses on state control within agentic workflows to improve task-solving capabilities. While these works meaningfully contribute towards particular use cases, they do not provide a comprehensive understanding of why MASs fail or propose a strategy that can be broadly applied across domains. Numerous benchmarks have been proposed to evaluate agentic systems (Jimenez et al., 2024; Peng et al., 2024; Wang et al., 2024c; Anne et al., 2024; Bettini et al.,

2024; Long et al., 2024). These evaluations are crucial in identifying challenges and limitations in agentic systems, yet they primarily facilitate a top-down perspective, focusing on higher-level objectives such as task performance, trustworthiness, security, and privacy (Liu et al., 2023; Yao et al., 2024b).

2.2. Design Principle for Agentic Systems

Several works highlight the challenges of building robust agentic systems and suggest new strategies, typically for single-agent designs, to improve reliability. For instance, Anthropic’s blog post (Anthropic, 2024a) draws the importance of modular components, such as prompt chaining and routing, rather than adopting overly complex frameworks. Similarly, Kapoor et al. (2024) shows that complexity can hinder real-world adoption for agentic systems. Our work extends these insights by systematically investigating the failure modes in MASs, offering a taxonomy that demonstrates why MASs fail, and suggesting solutions that align with these insights for agentic system design.

2.3. Failures Taxonomization in LLM Systems

Despite the growing interest in LLM agents, dedicated research on their failure modes is surprisingly limited. In parallel to Bansal et al. (2024)’ study that catalogs challenges in human-agent interaction in agentic system, our contribution represents a pioneering effort in studying failure modes in MASs. This highlights the need for future research in developing robust evaluation metrics, identifying common failure patterns, and designing mitigation strategies to improve the reliability of MASs.

3. Study Methodology

This section describes our methodology for identifying dominant failure patterns in MAS and establishing a structured taxonomy of failure modes. Figure 3 provides an overview of this workflow.

To systematically uncover failure patterns without bias, we adopt the **Grounded Theory** (GT) approach (Glaser & Strauss, 1967), a qualitative research method that constructs theories directly from empirical data rather than testing pre-defined hypotheses. The inductive nature of GT allows the identification of the failure mode to emerge organically. We collect and analyze MAS execution traces iteratively with *theoretical sampling*, *open coding*, *constant comparative analysis*, *memoing*, and *theorizing*, detailed in Section 3.1.

After obtaining the MAS traces and discussing our initial findings, we derive a preliminary taxonomy by gathering observed failure modes. To refine the taxonomy, we conduct inter-annotator agreement studies, iteratively adjusting the failure modes and the failure categories by adding,

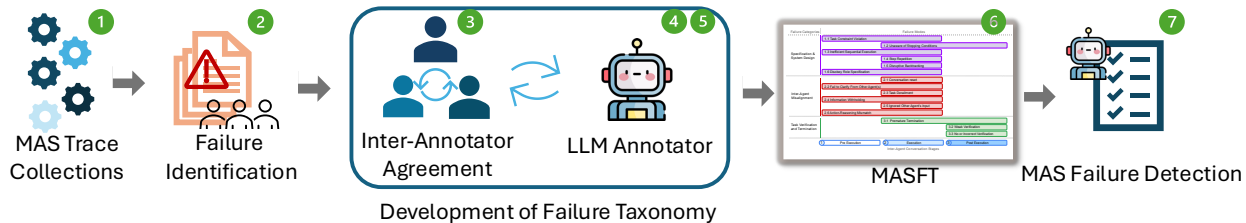


Figure 3. Methodological workflow for systematically studying MAS, involving the identification of failure modes, taxonomy development, and iterative refinement through inter-annotator agreement studies by achieving a Cohen’s Kappa score of 0.88.

Table 1. Table of MASs studied with at least 30 human-annotated traces. Details and other systems can be found in Appendix B.

| MAS | Agentic Architecture | Purpose of the System |
|---------------------------------|-------------------------|--|
| MetaGPT (Hong et al., 2023) | Assembly Line | Simulating the SOPs of different roles in Software Companies to create open-ended software applications |
| ChatDev (Qian et al., 2023) | Hierarchical Workflow | Simulating different Software Engineering phases like (design, code, QA) through simulated roles in a software engineering company |
| HyperAgent (Phan et al., 2024) | Hierarchical Workflow | Simulating a software engineering team with a central Planner agent coordinating with specialized child agents (Navigator, Editor, and Executor) |
| AppWorld (Trivedi et al., 2024) | Star Topology | Tool-calling agents specialized to utility services (ex: Gmail, Spotify, etc.) being orchestrated by a supervisor to achieve cross-service tasks |
| AG2 (Wu et al., 2024a) | N/A - Agentic Framework | An open-source programming framework for building agents and managing their interactions. |

removing, merging, splitting, or modifying the definition until consensus is reached. This process mirrors a *learning* approach, where taxonomy refinement continues until achieving stability, measured by inter-annotator agreement through Cohen’s Kappa score. Additionally, to enable automated failure identification, we develop an LLM-based annotator and validate its reliability.

3.1. Data Collection and Analysis

We employ **theoretical sampling** (Draucker et al., 2007) to ensure diversity in the identified MASs, and the set of tasks on which to collect data (MAS execution traces). This approach guided the selection of MASs based on variations in their objectives, organizational structures, implementation methodologies, and underlying agent personas. For each MAS, tasks were chosen to represent the intended capabilities of the system rather than artificially challenging scenarios. For example, if a system reported performance on specific benchmarks or datasets, we selected tasks directly from these benchmarks. The analyzed MASs span multiple domains and contexts, as explained in Table 1 and Appendix B. Upon collecting the MAS traces, we apply **open coding** (Khandkar, 2009) to analyze the traces we collected for agent-agent and agent-environment interactions. Open coding breaks qualitative data into labeled segments, allowing annotators to create new codes and document observations

through memos, which enable iterative reflection and collaboration among annotators. In particular, the annotators identify the failure modes they encounter and systematically compare the new codes they created with the existing ones, also called as the **constant comparative analysis** in GT. This iterative process of failure mode identification and open coding continues until we reached **theoretical saturation**, the point at which no new insights emerged from additional data. Through this process, the annotators annotated 150+ traces spanning 5 MASs. Next, we group related open codes to reveal the fine-grained failure modes in an initial version of **MASFT**. Finally, we link failure modes, forming a taxonomy of error categories as shown in Figure 2. This process is denoted with points 1 and 2 in Figure 3. Upon coming up with the initial taxonomy, one important question is how reliable this taxonomy is and how can we find an automated way of evaluating MAS failures given our taxonomy. To that end, we conduct internannotator agreement studies where three annotators aim to validate, refine and finalize the taxonomy that is derived here initially.

3.2. Interannotator Agreement Study and Iterative Refinement

Inter-annotator studies mainly target validating a given test or rubric, such that when multiple different annotators annotate the same set of test cases based on the same rubric,

they should arrive at the same conclusions. Even though we initially derive a taxonomy as a result of our theoretical sampling and open coding as explained in the previous section, there still exists the need to validate the non-ambiguity of this taxonomy.

For inter-annotator agreements, we conduct three major rounds of discussions on top of the initial derivation of taxonomy. In Round 1, we sample 5 different MAS traces from over 150 traces we obtained with theoretical sampling as explained in the previous section, and the three annotators annotate these traces using the failure modes and definitions in the initial taxonomy. We observe that the agreement reached at Round 1 is very weak between annotators, with a Cohen’s Kappa score of 0.24. Next, these annotators work on the taxonomy to refine it. This involves iteratively changing the taxonomy until we converge to a consensus regarding whether each and every failure mode existed in a certain failure mode or not in all 5 of the collected traces. In iterative refinement, we change the definitions of failure modes, break them down into multiple fine grained failure modes, merge different failure modes into a new failure mode, add new failure modes or erase the failure modes from the taxonomy, as needed.

This process can be likened to a *learning* study where different agents (this time human annotators) independently collect observations from a shared state space and share their findings with each other to reach a consensus (Lalitha et al., 2018). Moreover, in order not to fall into the fallacy of using training data as test data, when we do the refinement studies at the end of Round 1, we test the new inter-annotator agreement and the performance of the taxonomy in a different set of traces, in Round 2. In the next stage (Round 2), we sample another set of 5 traces, each from a different MAS. Then, the annotators agreed substantially well on the first try, attaining an average Cohen’s Kappa score of 0.92 among each other. Motivated by this, we proceed to Round 3, where we sampled another set of 5 traces and again annotated using the same finalized taxonomy, where achieved an average Cohen’s Kappa score of 0.84. Note that Cohen’s Kappa score of more than 0.8 is considered strong and more than 0.9 is considered almost perfect alignment (McHugh, 2012).

Motivated by the reliability of our taxonomy, we ask the following question: can we come up with an automated way to annotate traces such that developers or users can use this automated pipeline with our taxonomy to understand the failure reasons of their models? Thus, we developed an automated **MASFT** annotator using an LLM-as-a-judge pipeline, which we describe in Section 3.3.

Table 2. Performance of LLM-as-a-judge pipeline

| Model | Accuracy | Recall | Precision | F1 | Cohen’s κ |
|---------------|----------|--------|-----------|------|------------------|
| o1 | 0.89 | 0.62 | 0.68 | 0.64 | 0.58 |
| o1 (few shot) | 0.94 | 0.77 | 0.833 | 0.80 | 0.77 |

3.3. LLM Annotator

After developing our taxonomy, **MASFT** and completing the inter-annotator agreement studies, we aim to come up with an automated way to discover and diagnose the failure modes in MAS traces using our taxonomy. To that end, we develop an LLM-as-a-judge pipeline. In this strategy, we provide a system prompt to LLMs where we include the failure modes in our **MASFT**, their detailed explanation, as shown in Appendix A, and some examples of these failure modes as shown in Appendix D. In that strategy, we decide to use OpenAI’s o1 model, and we experiment with both the cases where we do not provide the aforementioned examples (called o1 in Table 2) and where we provide the examples (called o1 few-shot in Table 2). Based on the results of Round 3 of inter-annotator agreement study mentioned in Section 3.2, we test the success of the LLM annotator, as shown in Table 2. As we achieve an accuracy of 94% and a Cohen’s Kappa value of 77%, we deem that the LLM annotator, with in context examples provided, to be a reliable annotator. Motivated by this result, we let the LLM annotator annotate the rest of the traces in the 150+ trace corpora we gathered, the result of which are shown in Figure 4, and the final taxonomy with the distribution of failure modes is shown in Figure 2.

4. Study Findings

The Grounded Theory study and the inter-annotator agreement studies we performed on a diverse set of MASs resulted in the development of **MASFT** presented in Figure 2. **MASFT** organizes 3 overarching failure categories, identifying 14 fine-grained failure modes that MASs can encounter during their execution. **MASFT** also divides a MAS execution into 3 phases pertaining to agents: Pre-Execution, Execution and Post-Execution, identifying the MAS execution phases in which each of the fine-grained failure modes can occur.

4.1. Failure Categories

In this section, we briefly describe the overarching failure categories (FC) in **MASFT**. Appendix A provides detailed definition for each of the 14 fine-grained failure modes in **MASFT**. Further, appendix D provides detailed examples for each of the fine-grained failure modes in **MASFT**.

Why Do Multi-Agent LLM Systems Fail?

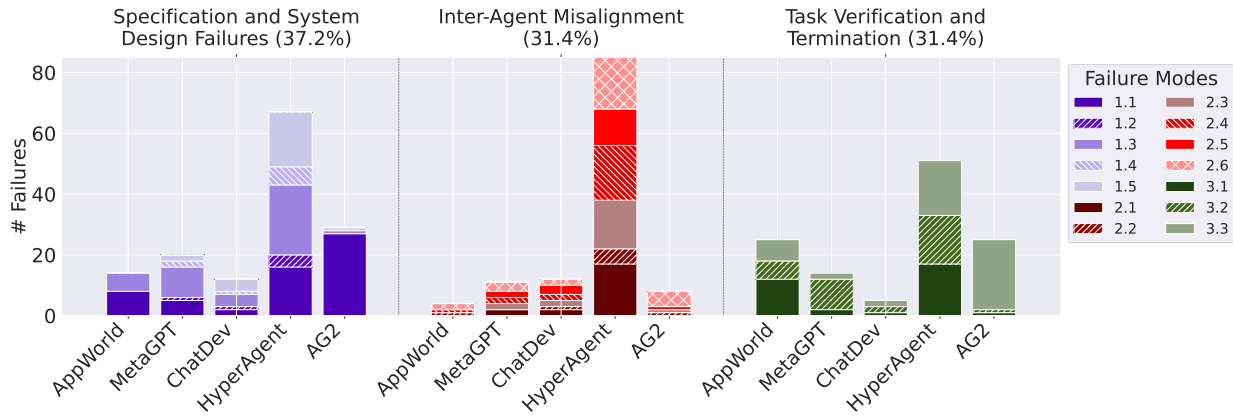


Figure 4. Distribution of failure modes by categories and systems.

FC1. Specification and System Design Failures. Failures arising from deficiencies in the design of the system architecture, poor conversation management, unclear task specifications or violation of constraints, and inadequate definition or adherence to the roles and responsibilities of the agents.

In MAS, task failures often arise from incomplete or ambiguous instructions. However, even when clear specifications are given, the MAS can be misaligned with user inputs. An example of this category of failure is the violation of the task specification. When asked to come up with a two-player chess game that takes as input classical chess move notation such as 'Ke8', 'Qd4', the MAS framework ChatDev produces a game that takes as inputs $(x_1, y_1), (x_2, y_2)$, which represent the initial coordinates of a piece on the chess board and the final coordinates of the piece, thus not satisfying the initial requirements.

Another failure mode of this category is the nonadherence of the role specification. For instance, in ChatDev's DemandAnalysis phase, the CPO agent occasionally assumed the CEO's role by unilaterally defining the product vision and making final decisions.

FC2. Inter-Agent Misalignment. Failures arising from ineffective communication, poor collaboration, conflicting behaviors among agents, and gradual derailment from the initial task.

Multi-agent systems often suffer from conversational inefficiencies, where agents engage in unproductive exchanges, consuming computational resources without meaningful progress. For example, in a ChatDev trace involving the creation of a Wordle-like game, the Programmer agent interacted with multiple roles (CTO, CCO, etc.) across seven cycles but failed to update the initial code. The resulting game was playable but lacked robustness, with only five

simple words, undermining replayability and rendering additional communication rounds wasteful.

A different type of failure mode in this category is agents withholding valuable information. For example, in Figure 5, a supervisor agent instructs a phone agent to retrieve contact information using an email ID as the username. The phone agent, after reading the documentation and finding that the correct username should be a phone number, still proceeds with the wrong credentials, leading to an error.

FC3. Task Verification and Termination. Failures resulting from premature execution termination, as well as insufficient mechanisms to guarantee the accuracy, completeness, and reliability of interactions, decisions, and outcomes.

MASs may have been developed without a dedicated verification step, or they might include a verifier agent that fails to perform its task effectively. For example, in a ChatDev scenario involving a chess game implementation, the verifier agent only checks if the code compiles without running the program or ensuring compliance with chess rules. Chess is a well-established game with extensive specifications, rules, and implementations readily available online. Even simple retrieval should intuitively prevent trivial failures, such as accepting malformed input. However, without proper verification, defects like invalid input handling or malformed interfaces persist, rendering the game unplayable.

4.2. Failure Analysis & Implication

Figure 4 shows the distribution of the fine-grained failure modes along with the failure categories across the studied MASs. Different colors represent the different failure categories in MASFT and different shades represent the different fine-grained failure modes within a category. We highlight that no single error category disproportionately dominates,

Why Do Multi-Agent LLM Systems Fail?

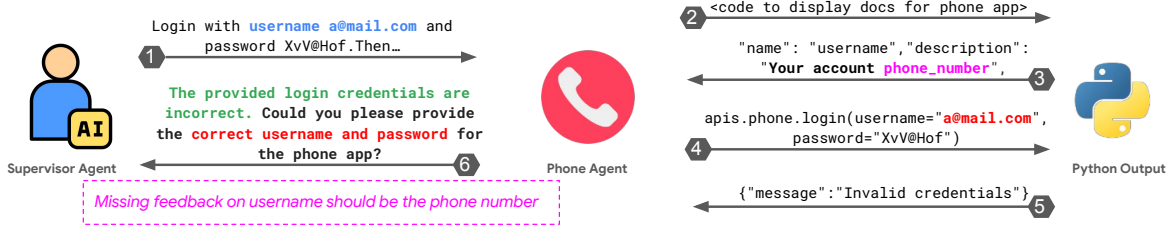


Figure 5. Phone Agent fails to communicate the API specifications and login username requirements to the Supervisor. At the other end of the conversation, the Supervisor Agent also fails to seek clarification on the login details. After a few back-and-forth attempts, the Supervisor Agent marks the task as failed.

demonstrating the diverse nature of failure occurrences and the robustness of the taxonomy used to classify them. Furthermore, we note, as expected, that different MASs exhibit varying distributions of failure categories and modes. For example, AG2 has fewer instances of inter-agent misalignment compared to specification and verification issues, whereas ChatDev encounters fewer verification issues than specification and inter-agent misalignment challenges. These differences arise from the varying problem settings, which influence system topology design, communication protocols, and interaction management. In turn, these factors shape systems with their own strengths and weaknesses.

Figure 6 highlights the correlation between different failure categories in **MASFT**. The correlations observed are not particularly strong, they indicate that the proposed taxonomy is a reasonable classification framework. Moreover, this suggests also that failures are not isolated events; rather, they may have a cascading effect that can influence other failure categories. For further details, see Figure 7 in the appendix that reports the correlation between different failure modes.

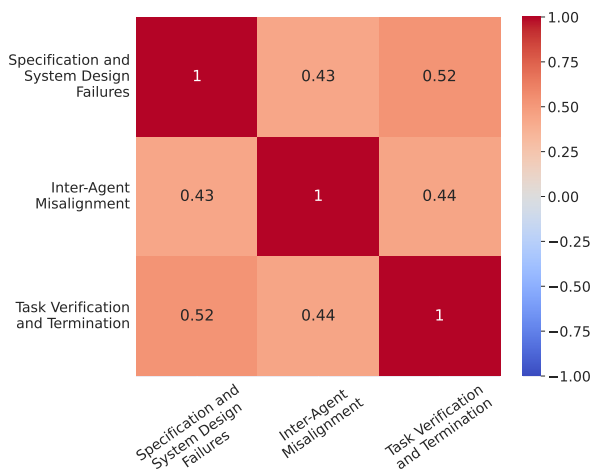


Figure 6. MAS failure categories correlation matrix.

4.3. It’s all your verifier’s fault?

We have identified a series of failure modes in MASs. However, it can be argued that, at the end of the day, every failure could stem from a lack of proper verification or incorrect verification processes. If we assume that the verifier agent functions perfectly, then all failures would be detectable and thus avoidable.

In our study, we focus on verification issues in cases where the system can effectively benefit from the results of the verification process. However, we also examine other failure modes that occur prior to the final verification step. In many cases, we can consider verification as the last line of defense against failures. This leads us to conclude that, while many issues may indeed be traced back to inadequate verification, not every problem can be solely attributed to this factor. Other elements, such as poor specification, inadequate design, communication inefficiencies, also contribute to failures. Therefore, a comprehensive approach to understanding and addressing failures in MASs must consider a broader range of factors beyond just verification shortcomings.

4.4. MASFT Failure Modes violate HRO Defining Characteristics

Even though we encountered some common LLM failure modes like text-repetition, we exclude them from **MASFT** as these issues do not pertain specifically to MAS, and can occur even in single-LLM call pipelines. On the other hand, we find evidence of MAS facing similar issues as complex human organizations, as the failure modes align with common failure modes observed in human organizations. Roberts & Rousseau (1989) identifies eight primary characteristics shared by High-Reliability Organizations (HROs). **MASFT** discovered through GT, without any prior biases, includes several failure modalities that correlate with unique characteristics of HROs as identified by Roberts & Rousseau (1989). Specifically, “FM1 . 2: Disobey role specification”

where the agents try to overstep their roles, violates the HRO characteristic “Extreme hierarchical differentiation”.

Similarly, “FM2 . 2: Fail to ask for clarification” undermines “Deference to Expertise”. The direct violation of HRO characteristics by the failure modes identified in **MASFT** serves as validation for the applicability of **MASFT**, and the need for non-trivial interventions inspired by HRO. For example, to prevent “FM1 . 2: Disobey role specification” from occurring in MAS, the orchestration and persona assignment can enforce hierarchical differentiation.

5. Towards better Multi-Agent LLM Systems

In this section, we discuss some approaches to make MASs more robust to failures. We categorize these strategies into two main groups: (i) **tactical approaches**, (ii) **structural strategies**. Tactical approaches involve straightforward modifications tailored for specific failure modes, such as improving the prompts, topology of the network of agents, and conversation management. In Section 6, we experiment with such approaches in two case studies, and demonstrate that the effectiveness of these methods is not consistent. This leads us to consider a second category of strategies that are more comprehensive methods with system-wide impacts: strong verification, enhanced communication protocols, uncertainty quantification, and memory and state management. These strategies require more in-depth study and meticulous implementation, and remain open research topics for future exploration. See Table 3 for our proposed mapping between different solution strategies and the failure categories.

5.1. Tactical Approaches

This category includes strategies related to improving prompts and optimizing agent organization and interactions. The prompts of MAS agents should provide clear description of instructions, and the role of each agent should be clearly specified (see E.2 as an example) (He et al., 2024a; Talebirad & Nadiri, 2023). Prompts can also clarify roles and tasks while encouraging proactive dialogue. Agents can re-engage or retry if inconsistencies arise, as shown in Appendix E.5 (Chan et al., 2023). After completing a complex multi-step task, add a self-verification step to the prompt to retrace the reasoning by restating solutions, checking conditions, and testing for errors (Weng et al., 2023). However, it may miss flaws, rely on vague conditions, or be impractical (Stoica et al., 2024b). Moreover, clear role specifications can be reinforced by defining conversation patterns and setting termination conditions (Wu et al., 2024a; LangChain, 2024). A modular approach with simple, well-defined agents, rather than complex, multitasked ones, enhances performance and simplifies debugging (Anthropic, 2024b). The group dynamics also enable other interesting possibilities of multi-agent systems: different agents can propose various solutions (Yao et al., 2024a), discuss their assumptions, and findings (cross-verifications) (Haji et al., 2024). For instance, in (Xu et al.,

2023), a multi-agent strategy simulates the academic peer review process to catch deeper inconsistencies.

Another set of tactical approaches for cross verifications consist in multiple LLM calls with majority voting or re-sampling until verification (Stroebel et al., 2024; Chen et al., 2024a). However, these seemingly straightforward solutions often prove inconsistent, echoing our case studies’ findings. This underscores the need for more robust, structural strategies, as discussed in the following sections.

5.2. Structural Strategies

Apart from the tactical approaches we discussed above, there exist a need for more involved solutions that will shape the structure of the MAS at hand. We first observe the critical role of verification processes and verifier agents in multi-agent systems. Our annotations reveal that weak or inadequate verification mechanisms were a significant contributor to system failures. While unit test generation aids verification in software engineering (Jain et al., 2024), creating a universal verification mechanism remains challenging. Even in coding, covering all edge cases is complex, even for experts. Verification varies by domain: coding requires thorough test coverage, QA demands certified data checks (Peng et al., 2023), and reasoning benefits from symbolic validation (Kapanipathi et al., 2020). Adapting verification across domains remains an ongoing research challenge.

A complementary strategy to verification is establishing a standardized communication protocol (Li et al., 2024b). LLM-based agents mainly communicate via unstructured text, leading to ambiguities. Clearly defining intentions and parameters enhances alignment and enables formal coherence checks during and after interactions. (Niu et al., 2021) introduce Multi-Agent Graph Attention, leveraging a graph attention mechanism to model agent interactions and enhance coordination. Similarly, (Jiang & Lu, 2018) propose Attentional Communication, enabling agents to selectively focus on relevant information. Likewise, (Singh et al., 2018) develop a learned selective communication protocol to improve cooperation efficiency.

Another important research direction is fine-tuning MAS agents with reinforcement learning. Agents can be trained with role-specific algorithms, rewarding task-aligned actions and penalizing inefficiencies. MAPPO (Yu et al., 2022) optimizes agents’ adherence to defined roles. Similarly, SHPPO (Guo et al., 2024b) uses a latent network to learn strategies before applying a heterogeneous decision layer. Optima (Chen et al., 2024b) further enhances communication efficiency and task effectiveness through iterative reinforcement learning.

On a different note, incorporating probabilistic confidence measures into agent interactions can significantly enhance

decision-making and communication reliability. Drawing inspiration from the framework proposed by Horvitz et al. (Horvitz, 1999), agents can be designed to take action only when their confidence exceeds a predefined threshold. Conversely, when confidence is low, agents can pause to gather additional information. Furthermore, the system could benefit from adaptive thresholding, where confidence thresholds are dynamically adjusted.

Although often seen as a single-agent property, memory and state management are crucial for multi-agent interactions, which can enhance context understanding and reduce ambiguity in communication. However, most research focuses on single-agent systems. MemGPT (Packer et al., 2023) introduces OS-inspired context management for an extended context window, while TapeAgents (Chakraborty & Purkayastha, 2023) use a structured, replayable log (“tape”) to iteratively document and refine agent actions, facilitating dynamic task decomposition and continuous improvement.

6. Case Studies

In this section, we present the two case studies where we apply some of the tactical approaches.

6.1. Case Study 1: AG2 - MathChat

In this case study, we use the MathChat scenario implementation in AG2 (Wu et al., 2023) as our baseline, where a Student agent collaborates with an Assistant agent capable of Python code execution to solve problems. For benchmarking, we randomly select 200 exercises from the GSM-Plus dataset (Li et al., 2024a), an augmented version of GSM8K (Cobbe et al., 2021) with various adversarial perturbations. The first strategy is to improve the original prompt with a clear structure and a new section dedicated to the verification. The detailed prompts are provided in Appendices E.1 and E.2. The second strategy refines the agent configuration into a more specialized system with three distinct roles: a Problem Solver who solves the problem using a chain-of-thought approach without tools (see Appendix E.3); a Coder who writes and executes Python code to derive the final answer (see Appendix E.4); a Verifier who reviews the discussion and critically evaluate the solutions, either confirming the answer or prompting further debate (see Appendix E.5). In this setting, only the Verifier can terminate the conversation once a solution is found. See Appendix E.6 for an example of conversation in this setting. To assess the effectiveness of these strategies, we conduct benchmarking experiments across three configurations (baseline, improved prompt, and new topology) using two different LLMs (GPT-4 and GPT-4o). We also perform six repetitions to evaluate the consistency of the results. Table 4 summarizes the results.

The second column of Table 4 show that with GPT-4, the improved prompt with verification significantly outperforms the baseline. However, the new topology does not yield the same improvement. A Wilcoxon test returned a p-value of 0.4, indicating the small gain is not statistically significant. With GPT-4o (the third column of Table 4), the Wilcoxon test yields a p-value of 0.03 when comparing the baseline to both the improved prompt and the new topology, indicating statistically significant improvements. These results suggest that refining prompts and defining clear agent roles can reduce failures. However, these strategies are not universal, and their effectiveness varies based on factors such as the underlying LLM.

6.2. Case Study 2: ChatDev

ChatDev (Qian et al., 2023) simulates a multiagent software company where different agents have different role specifications, such as a CEO, a CTO, a software engineer and a reviewer, who try to collaboratively solve a software generation task. In an attempt to address the challenges we observed frequently in the traces, we implement two different interventions. Our first solution is refining role-specific prompts to enforce hierarchy and role adherence. For instance, we observed cases where the CPO prematurely ended discussions with the CEO without fully addressing constraints. To prevent this, we ensured that only superior agents can finalize conversations. Additionally, we enhanced verifier role specifications to focus on task-specific edge cases. Details of these interventions are in Section F. The second solution attempt involved a fundamental change to the framework’s topology. We modified the framework’s topology from a directed acyclic graph (DAG) to a cyclic graph. The process now terminates only when the CTO agent confirms that all reviews are properly satisfied, with a maximum iteration cutoff to prevent infinite loops. This approach enables iterative refinement and more comprehensive quality assurance. We test our interventions in two different benchmarks. The first one of them is a custom generated set of 32 different tasks (which we call as ProgramDev) where we ask the framework to generate programs ranging from “Write me a two-player chess game playable in the terminal” to “Write me a BMI calculator”. The other benchmark is the HumanEval task of OpenAI. We report our results in Table 4. Notice that even though our interventions are successful in improving the performance of the framework in different tasks, they do not constitute substantial improvements, and more comprehensive solutions as we lay out in Section 5.2 are required.

7. Conclusion

In this study, we present the first systematic investigation of failure modes of LLM based Multi-Agent Systems, where

Table 3. Solution Strategies vs. Failure Category in Multi-Agent Systems

| Failure Category | Tactical Approaches | Structural Strategies |
|-----------------------------------|--|---|
| Specification & System Design | Clear role/task definitions, Engage in further discussions, Self-verification, Conversation pattern design | Comprehensive verification, Confidence quantification |
| Inter-Agent Misalignment | Cross-verification, Conversation pattern design, Mutual disambiguation, Modular agents design | Standardized communication protocols, Probabilistic confidence measures |
| Task Verification and Termination | Self-verification, Cross-verification, Topology redesign for verification | Comprehensive verification & unit test generation |

Table 4. Case Studies Accuracy Comparison. This table presents the performance accuracies (in percentages) for various scenarios in our case studies. The header rows group results by strategy: AG2 and ChatDev. Under AG2, GSM-Plus results are reported using GPT-4 and GPT-4o; under ChatDev, results for ProgramDev and HumanEval are reported. Each row represents a particular configuration: baseline implementation, improved prompts, and a redesigned agent topology.

| Configuration | AG2 | | ChatDev | |
|-----------------|---------------------|----------------------|------------|-----------|
| | GSM-Plus (w/ GPT-4) | GSM-Plus (w/ GPT-4o) | ProgramDev | HumanEval |
| Baseline | 84.75 ± 1.94 | 84.25 ± 1.86 | 25.0 | 89.6 |
| Improved prompt | 89.75 ± 1.44 | 89.00 ± 1.38 | 34.4 | 90.3 |
| New topology | 85.50 ± 1.18 | 88.83 ± 1.51 | 40.6 | 91.5 |

we collect and analyze more than 150+ traces with the guidance of Grounded Theory, and iteratively refine our taxonomy and validate through an inter-annotator study. We identify 14 fine-grained failure modes, and group them under 3 different failure categories, providing a rubric for future research in MASs. We also propose an LLM Annotator as an automated way to analyze MAS traces, and show its validity and reliability. We also discuss two sets of solutions for all the failure categories, tactical and structural strategies. Upon conducting case studies with some of the tactical strategies, our findings indicate that many of these “obvious” fixes actually possess severe limitations, and need the structural strategies we outlined for more consistent improvements.

References

- Anne, T., Syrkis, N., Elhosni, M., Turati, F., Legendre, F., Jaquier, A., and Risi, S. Harnessing language for coordination: A framework and benchmark for llm-driven multi-agent control. *arXiv preprint arXiv:2412.11761*, 2024.
- Anthropic, Dec 2024a. URL <https://www.anthropic.com/research/building-effective-agents>.
- Anthropic. Building effective agents, 2024b. URL <https://www.anthropic.com/research/building-effective-agents>.
- Bansal, G., Wortman Vaughan, J., Amershi, S., Horvitz, E., Fourney, A., Mozannar, H., Dibia, V., and Weld, D. S. Challenges in human-agent communication. Technical Report MSR-TR-2024-53, Microsoft, December 2024. URL <https://www.microsoft.com/en-us/research/publication/human-agent-interaction-challenges/>.
- Bettini, M., Prorok, A., and Moens, V. Benchmark: Benchmarking multi-agent reinforcement learning. *Journal of Machine Learning Research*, 25(217):1–10, 2024.
- Chakraborty, B. and Purkayastha, D. Servicenow: From startup to world’s most innovative company. *IUP Journal of Entrepreneurship Development*, 20(1), 2023.
- Chan, C.-M., Chen, W., Su, Y., Yu, J., Xue, W., Zhang, S., Fu, J., and Liu, Z. Chateval: Towards better llm-based evaluators through multi-agent debate. *arXiv preprint arXiv:2308.07201*, 2023.
- Chen, L., Davis, J. Q., Hanin, B., Bailis, P., Stoica, I., Zaharia, M., and Zou, J. Are more llm calls all you need? towards scaling laws of compound inference systems. *arXiv preprint arXiv:2403.02419*, 2024a.
- Chen, W., Yuan, J., Qian, C., Yang, C., Liu, Z., and Sun, M. Optima: Optimizing effectiveness and efficiency for llm-based multi-agent system. *arXiv preprint arXiv:2410.08115*, 2024b.
- Cheng, Y., Zhang, C., Zhang, Z., Meng, X., Hong, S., Li, W., Wang, Z., Wang, Z., Yin, F., Zhao, J., et al. Exploring large language model based intelligent agents: Definitions, methods, and prospects. *arXiv preprint arXiv:2401.03428*, 2024.
- Cobbe, K., Kosaraju, V., Bavarian, M., Chen, M., Jun, H., Kaiser, L., Plappert, M., Tworek, J., Hilton, J., Nakano, R., et al. Training verifiers to solve math word problems. *arXiv preprint arXiv:2110.14168*, 2021.
- Draucker, C. B., Martsolf, D. S., Ross, R., and Rusk, T. B. Theoretical sampling and category development in grounded theory. *Qualitative health research*, 17(8): 1137–1148, 2007.
- Du, Y., Li, S., Torralba, A., Tenenbaum, J. B., and Mordatch, I. Improving factuality and reasoning in language models through multiagent debate, 2023. URL <https://arxiv.org/abs/2305.14325>.
- Glaser, B. G. and Strauss, A. L. *The Discovery of Grounded Theory: Strategies for Qualitative Research*. Aldine Publishing Company, 1967.
- Gottweis, J., Weng, W.-H., Daryin, A., Tu, T., Palepu, A., Sirkovic, P., Myaskovsky, A., Weissenberger, F., Rong, K., Tanno, R., Saab, K., Popovici, D., Blum, J., Zhang, F., Chou, K., Hassidim, A., Gokturk, B., Vahdat, A., Kohli, P., Matias, Y., Carroll, A., Kulkarni, K., Tomasev, N., Guan, Y., Dhillon, V., Vaishnav, E. D., Lee, B., Costa, T. R. D., Penadés, J. R., Peltz, G., Xu, Y., Pawlosky, A., Karthikesalingam, A., and Natarajan, V. Towards an ai co-scientist, 2025. URL <https://arxiv.org/abs/2502.18864>.
- Guo, T., Chen, X., Wang, Y., Chang, R., Pei, S., Chawla, N. V., Wiest, O., and Zhang, X. Large language model based multi-agents: A survey of progress and challenges. *arXiv preprint arXiv:2402.01680*, 2024a.
- Guo, X., Shi, D., Yu, J., and Fan, W. Heterogeneous multi-agent reinforcement learning for zero-shot scalable collaboration. *arXiv preprint arXiv:2404.03869*, 2024b.
- Haji, F., Bethany, M., Tabar, M., Chiang, J., Rios, A., and Najafirad, P. Improving llm reasoning with multi-agent tree-of-thought validator agent. *arXiv preprint arXiv:2409.11527*, 2024.
- He, J., Rungta, M., Koleczek, D., Sekhon, A., Wang, F. X., and Hasan, S. Does prompt formatting have any impact on llm performance? *arXiv preprint arXiv:2411.10541*, 2024a.
- He, J., Treude, C., and Lo, D. Llm-based multi-agent systems for software engineering: Vision and the road ahead, 2024b. URL <https://arxiv.org/abs/2404.04834>.
- Hong, S., Zheng, X., Chen, J., Cheng, Y., Wang, J., Zhang, C., Wang, Z., Yau, S. K. S., Lin, Z., Zhou, L., et al. Metagpt: Meta programming for multi-agent collaborative framework. *arXiv preprint arXiv:2308.00352*, 2023.
- Horvitz, E. Uncertainty, action, and interaction: In pursuit of mixed-initiative computing. *IEEE Intelligent Systems*, 14(5):17–20, 1999.

- Jain, K., Synnaeve, G., and Rozière, B. Testgeneval: A real world unit test generation and test completion benchmark. *arXiv preprint arXiv:2410.00752*, 2024.
- Jiang, J. and Lu, Z. Learning attentional communication for multi-agent cooperation. *Advances in neural information processing systems*, 31, 2018.
- Jimenez, C. E., Yang, J., Wettig, A., Yao, S., Pei, K., Press, O., and Narasimhan, K. R. SWE-bench: Can language models resolve real-world github issues? In *The Twelfth International Conference on Learning Representations*, 2024. URL <https://openreview.net/forum?id=VTF8yNQM66>.
- Kapanipathi, P., Abdelaziz, I., Ravishankar, S., Roukos, S., Gray, A., Astudillo, R., Chang, M., Cornelio, C., Dana, S., Fokoue, A., et al. Question answering over knowledge bases by leveraging semantic parsing and neuro-symbolic reasoning. *arXiv preprint arXiv:2012.01707*, 2020.
- Kapoor, S., Stroebel, B., Siegel, Z. S., Nadgir, N., and Narayanan, A. Ai agents that matter, 2024. URL <https://arxiv.org/abs/2407.01502>.
- Khandkar, S. H. Open coding. *University of Calgary*, 23 (2009):2009, 2009.
- Khattab, O., Singhvi, A., Maheshwari, P., Zhang, Z., Santhanam, K., Vardhamanan, S., Haq, S., Sharma, A., Joshi, T. T., Moazam, H., Miller, H., Zaharia, M., and Potts, C. Dspy: Compiling declarative language model calls into self-improving pipelines, 2023. URL <https://arxiv.org/abs/2310.03714>.
- Lalitha, A., Javidi, T., and Sarwate, A. D. Social learning and distributed hypothesis testing. *IEEE Transactions on Information Theory*, 64(9):6161–6179, 2018.
- LangChain. Langgraph, 2024. URL <https://www.langchain.com/langgraph>.
- Li, G., Hammoud, H., Itani, H., Khizbullin, D., and Ghanem, B. Camel: Communicative agents for” mind” exploration of large language model society. *Advances in Neural Information Processing Systems*, 36:51991–52008, 2023.
- Li, Q., Cui, L., Zhao, X., Kong, L., and Bi, W. Gsm-plus: A comprehensive benchmark for evaluating the robustness of llms as mathematical problem solvers. *arXiv preprint arXiv:2402.19255*, 2024a.
- Li, X., Wang, S., Zeng, S., Wu, Y., and Yang, Y. A survey on llm-based multi-agent systems: workflow, infrastructure, and challenges. *Vicinagearth*, 1(1):9, 2024b.
- Li, Z., Zang, Q., Ma, D., Guo, J., Zheng, T., Liu, M., Niu, X., Wang, Y., Yang, J., Liu, J., et al. Autokaggle: A multi-agent framework for autonomous data science competitions. *arXiv preprint arXiv:2410.20424*, 2024c.
- Liang, X., Xiang, J., Yu, Z., Zhang, J., and Hong, S. Openmanus: An open-source framework for building general ai agents. <https://github.com/mannaandpoem/OpenManus>, 2025.
- Liu, Y., Yao, Y., Ton, J.-F., Zhang, X., Cheng, R. G. H., Klochkov, Y., Taufiq, M. F., and Li, H. Trustworthy llms: A survey and guideline for evaluating large language models’ alignment. *arXiv preprint arXiv:2308.05374*, 2023.
- Long, Q., Li, Z., Gong, R., Wu, Y. N., Terzopoulos, D., and Gao, X. Teamcraft: A benchmark for multi-modal multi-agent systems in minecraft. *arXiv preprint arXiv:2412.05255*, 2024.
- Mandi, Z., Jain, S., and Song, S. Roco: Dialectic multi-robot collaboration with large language models, 2023. URL <https://arxiv.org/abs/2307.04738>.
- McHugh, M. L. Interrater reliability: the kappa statistic. *Biochemia medica*, 22(3):276–282, 2012.
- Niu, Y., Paleja, R. R., and Gombolay, M. C. Multi-agent graph-attention communication and teaming. In *AAMAS*, volume 21, pp. 20th, 2021.
- Packer, C., Wooders, S., Lin, K., Fang, V., Patil, S. G., Stoica, I., and Gonzalez, J. E. Memgpt: Towards llms as operating systems. *arXiv preprint arXiv:2310.08560*, 2023.
- Packer, C., Wooders, S., Lin, K., Fang, V., Patil, S. G., Stoica, I., and Gonzalez, J. E. Memgpt: Towards llms as operating systems, 2024. URL <https://arxiv.org/abs/2310.08560>.
- Park, J. S., O’Brien, J., Cai, C. J., Morris, M. R., Liang, P., and Bernstein, M. S. Generative agents: Interactive simulacra of human behavior. In *Proceedings of the 36th annual acm symposium on user interface software and technology*, pp. 1–22, 2023a.
- Park, J. S., O’Brien, J. C., Cai, C. J., Morris, M. R., Liang, P., and Bernstein, M. S. Generative agents: Interactive simulacra of human behavior, 2023b. URL <https://arxiv.org/abs/2304.03442>.
- Patil, S. G., Zhang, T., Wang, X., and Gonzalez, J. E. Gorilla: Large language model connected with massive apis, 2023. URL <https://arxiv.org/abs/2305.15334>.
- Peng, B., Galley, M., He, P., Cheng, H., Xie, Y., Hu, Y., Huang, Q., Liden, L., Yu, Z., Chen, W., et al. Check your facts and try again: Improving large language models

- with external knowledge and automated feedback. *arXiv preprint arXiv:2302.12813*, 2023.
- Peng, J.-L., Cheng, S., Diau, E., Shih, Y.-Y., Chen, P.-H., Lin, Y.-T., and Chen, Y.-N. A survey of useful llm evaluation. *arXiv preprint arXiv:2406.00936*, 2024.
- Perrow, C. *Normal Accidents: Living with High-Risk Technologies*. Princeton University Press, Princeton, NJ, 1984. ISBN 978-0691004129.
- Phan, H. N., Nguyen, T. N., Nguyen, P. X., and Bui, N. D. Hyperagent: Generalist software engineering agents to solve coding tasks at scale. *arXiv preprint arXiv:2409.16299*, 2024.
- Qian, C., Liu, W., Liu, H., Chen, N., Dang, Y., Li, J., Yang, C., Chen, W., Su, Y., Cong, X., Xu, J., Li, D., Liu, Z., and Sun, M. Chatdev: Communicative agents for software development. *arXiv preprint arXiv:2307.07924*, 2023. URL <https://arxiv.org/abs/2307.07924>.
- Qian, C., Liu, W., Liu, H., Chen, N., Dang, Y., Li, J., Yang, C., Chen, W., Su, Y., Cong, X., et al. Chatdev: Communicative agents for software development. In *Proceedings of the 62nd Annual Meeting of the Association for Computational Linguistics (Volume 1: Long Papers)*, pp. 15174–15186, 2024.
- Roberts, K. and Rousseau, D. Research in nearly failure-free, high-reliability organizations: having the bubble. *IEEE Transactions on Engineering Management*, 36(2): 132–139, 1989. doi: 10.1109/17.18830.
- Roberts, K. H. New challenges in organizational research: High reliability organizations. *Organization & Environment*, 3(2):111–125, 1989. doi: 10.1177/108602668900300202.
- Rochlin, G. I. Reliable organizations: Present research and future directions. *Journal of contingencies and crisis management.*, 4(2), 1996. ISSN 0966-0879.
- Singh, A., Jain, T., and Sukhbaatar, S. Learning when to communicate at scale in multiagent cooperative and competitive tasks. *arXiv preprint arXiv:1812.09755*, 2018.
- Stoica, I., Zaharia, M., Gonzalez, J., Goldberg, K., Sen, K., Zhang, H., Angelopoulos, A., Patil, S. G., Chen, L., Chiang, W.-L., and Davis, J. Q. Specifications: The missing link to making the development of llm systems an engineering discipline, 2024a. URL <https://arxiv.org/abs/2412.05299>.
- Stoica, I., Zaharia, M., Gonzalez, J., Goldberg, K., Zhang, H., Angelopoulos, A., Patil, S. G., Chen, L., Chiang, W.-L., and Davis, J. Q. Specifications: The missing link to making the development of llm systems an engineering discipline. *arXiv preprint arXiv:2412.05299*, 2024b.
- Stroebel, B., Kapoor, S., and Narayanan, A. Inference scaling laws: The limits of llm resampling with imperfect verifiers. *arXiv preprint arXiv:2411.17501*, 2024.
- Swanson, K., Wu, W., Bulaong, N. L., Pak, J. E., and Zou, J. The virtual lab: Ai agents design new sars-cov-2 nanobodies with experimental validation. *bioRxiv*, 2024. doi: 10.1101/2024.11.11.623004. URL <https://www.biorxiv.org/content/early/2024/11/12/2024.11.11.623004>.
- Talebirad, Y. and Nadiri, A. Multi-agent collaboration: Harnessing the power of intelligent llm agents. *arXiv preprint arXiv:2306.03314*, 2023.
- Tolstoy, L. *Anna Karenina*. The Russian Messenger, 1878.
- Trivedi, H., Khot, T., Hartmann, M., Manku, R., Dong, V., Li, E., Gupta, S., Sabharwal, A., and Balasubramanian, N. Appworld: A controllable world of apps and people for benchmarking interactive coding agents. *arXiv preprint arXiv:2407.18901*, 2024.
- Wang, L., Ma, C., Feng, X., Zhang, Z., Yang, H., Zhang, J., Chen, Z., Tang, J., Chen, X., Lin, Y., Zhao, W. X., Wei, Z., and Wen, J. A survey on large language model based autonomous agents. *Frontiers of Computer Science*, 18(6), March 2024a. ISSN 2095-2236. doi: 10.1007/s11704-024-40231-1. URL <http://dx.doi.org/10.1007/s11704-024-40231-1>.
- Wang, L., Ma, C., Feng, X., Zhang, Z., Yang, H., Zhang, J., Chen, Z., Tang, J., Chen, X., Lin, Y., et al. A survey on large language model based autonomous agents. *Frontiers of Computer Science*, 18(6):186345, 2024b.
- Wang, W., Zhang, D., Feng, T., Wang, B., and Tang, J. Battleagentbench: A benchmark for evaluating cooperation and competition capabilities of language models in multi-agent systems. *arXiv preprint arXiv:2408.15971*, 2024c.
- Wang, X., Li, B., Song, Y., Xu, F. F., Tang, X., Zhuge, M., Pan, J., Song, Y., Li, B., Singh, J., Tran, H. H., Li, F., Ma, R., Zheng, M., Qian, B., Shao, Y., Muennighoff, N., Zhang, Y., Hui, B., Lin, J., Brennan, R., Peng, H., Ji, H., and Neubig, G. Openhands: An open platform for ai software developers as generalist agents, 2024d. URL <https://arxiv.org/abs/2407.16741>.
- Wang, Z. Z., Mao, J., Fried, D., and Neubig, G. Agent workflow memory, 2024e. URL <https://arxiv.org/abs/2409.07429>.
- Weng, Y., Zhu, M., Xia, F., Li, B., He, S., Liu, S., Sun, B., Liu, K., and Zhao, J. Large language models are better reasoners with self-verification. In *The 2023 Conference on Empirical Methods in Natural Language Processing*, 2023.

- Wu, Q., Bansal, G., Zhang, J., Wu, Y., Zhang, S., Zhu, E., Li, B., Jiang, L., Zhang, X., and Wang, C. Autogen: Enabling next-gen llm applications via multi-agent conversation framework. *arXiv preprint arXiv:2308.08155*, 2023.
- Wu, Q., Bansal, G., Zhang, J., Wu, Y., Li, B., Zhu, E., Jiang, L., Zhang, X., Zhang, S., Liu, J., et al. Autogen: Enabling next-gen llm applications via multi-agent conversations. In *First Conference on Language Modeling*, 2024a.
- Wu, Y., Yue, T., Zhang, S., Wang, C., and Wu, Q. Stateflow: Enhancing llm task-solving through state-driven workflows, 2024b. URL <https://arxiv.org/abs/2403.11322>.
- Xi, Z., Chen, W., Guo, X., He, W., Ding, Y., Hong, B., Zhang, M., Wang, J., Jin, S., Zhou, E., et al. The rise and potential of large language model based agents: A survey. *arXiv preprint arXiv:2309.07864*, 2023.
- Xia, C. S., Deng, Y., Dunn, S., and Zhang, L. Agentless: Demystifying llm-based software engineering agents, 2024. URL <https://arxiv.org/abs/2407.01489>.
- Xu, Z., Shi, S., Hu, B., Yu, J., Li, D., Zhang, M., and Wu, Y. Towards reasoning in large language models via multi-agent peer review collaboration. *arXiv preprint arXiv:2311.08152*, 2023.
- Yao, S., Yu, D., Zhao, J., Shafran, I., Griffiths, T., Cao, Y., and Narasimhan, K. Tree of thoughts: Deliberate problem solving with large language models. *Advances in Neural Information Processing Systems*, 36, 2024a.
- Yao, Y., Duan, J., Xu, K., Cai, Y., Sun, Z., and Zhang, Y. A survey on large language model (llm) security and privacy: The good, the bad, and the ugly. *High-Confidence Computing*, pp. 100211, 2024b.
- Yu, C., Velu, A., Vinitzky, E., Gao, J., Wang, Y., Bayen, A., and Wu, Y. The surprising effectiveness of ppo in cooperative multi-agent games. *Advances in Neural Information Processing Systems*, 35:24611–24624, 2022.
- Zhang, H., Du, W., Shan, J., Zhou, Q., Du, Y., Tenenbaum, J. B., Shu, T., and Gan, C. Building cooperative embodied agents modularly with large language models, 2024. URL <https://arxiv.org/abs/2307.02485>.
- Zheng, L., Chiang, W.-L., Sheng, Y., Zhuang, S., Wu, Z., Zhuang, Y., Lin, Z., Li, Z., Li, D., Xing, E. P., Zhang, H., Gonzalez, J. E., and Stoica, I. Judging llm-as-a-judge with mt-bench and chatbot arena, 2023. URL <https://arxiv.org/abs/2306.05685>.

Organization of Appendix

The appendix is organized as follows: in Section A further details about failure categories and failure modes are given, in Section B we provide some details about the multi-agent systems we have annotated and studied, in Section C we plot the correlations between MAS failure modes, in Section D examples of every failure mode are reported and commented, in Sections E and F there are prompt interventions we tested on AG2 and ChatDev case studies.

A. MASFT Failure Categories: Deep Dive

A.1. FC1. Specification and System Design Failures

This category includes failures that arise from deficiencies in the design of the system architecture, poor conversation management, unclear task specifications or violation of constraints, and inadequate definition or adherence to the roles and responsibilities of the agents.

We identify five failure modes under this category:

- FM-1.1: **Disobey task specification** - Failure to adhere to the specified constraints or requirements of a given task, leading to suboptimal or incorrect outcomes.
- FM-1.2: **Disobey role specification** - Failure to adhere to the defined responsibilities and constraints of an assigned role, potentially leading to an agent behaving like another.
- FM-1.3: **Step repetition** - Unnecessary reiteration of previously completed steps in a process, potentially causing delays or errors in task completion.
- FM-1.4: **Loss of conversation history** - Unexpected context truncation, disregarding recent interaction history and reverting to an antecedent conversational state.
- FM-1.5: **Unaware of termination conditions** - Lack of recognition or understanding of the criteria that should trigger the termination of the agents' interaction, potentially leading to unnecessary continuation.

A.2. FC2. Inter-Agent Misalignment

This category includes failures arising from ineffective communication, poor collaboration, conflicting behaviors among agents, and gradual derailment from the initial task.

We identify six failure modes under this category:

- FM-2.1: **Conversation reset** - Unexpected or unwarranted restarting of a dialogue, potentially losing context and progress made in the interaction.
- FM-2.2: **Fail to ask for clarification** - Inability to request additional information when faced with unclear or incomplete data, potentially resulting in incorrect actions.
- FM-2.3: **Task derailment** - Deviation from the intended objective or focus of a given task, potentially resulting in irrelevant or unproductive actions.
- FM-2.4: **Information withholding** - Failure to share or communicate important data or insights that an agent possess and could impact decision-making of other agents if shared.
- FM-2.5: **Ignored other agent's input** - Disregarding or failing to adequately consider input or recommendations provided by other agents in the system, potentially leading to suboptimal decisions or missed opportunities for collaboration.
- FM-2.6: **Reasoning-action mismatch** - Discrepancy between the logical reasoning process and the actual actions taken by the agent, potentially resulting in unexpected or undesired behaviors.

A.3. FC3. Task Verification and Termination

This category includes failures resulting from premature execution termination, as well as insufficient mechanisms to guarantee the accuracy, completeness, and reliability of interactions, decisions, and outcomes.

We identify three failure modes under this category:

- FM-3.1: **Premature termination** - Ending a dialogue, interaction or task before all necessary information has been exchanged or objectives have been met, potentially resulting in incomplete or incorrect outcomes.
- FM-3.3: **No or incomplete verification** - (partial) omission of proper checking or confirmation of task outcomes or system outputs, potentially allowing errors or inconsistencies to propagate undetected.
- FM-3.3: **Incorrect verification** - Failure to adequately validate or cross-check crucial information or decisions during the iterations, potentially leading to errors or vulnerabilities in the system.

B. Multi-Agent Systems studied with human-annotated traces

In this section, we provide some more details on MAS we annotated during our study.

B.1. MAS with at least 30 human annotated traces

MetaGPT. MetaGPT (Hong et al., 2023) is a multi-agent system that simulates a software engineering company and involves agents such as a Coder and a Verifier. The goal is to have agents with domain-expertise (achieved by encoding Standard Operating Procedures of different roles into agents prompts) collaboratively solve a programming task, specified in natural language.

ChatDev. ChatDev is a generalist multi-agent framework that initializes different agents, each assuming common roles in a software-development company (Qian et al., 2024). The framework breaks down the process of software development into 3 phases: design, coding and testing. Each phase is divided into sub-tasks, for example, testing is divided into code review (static) and system testing (dynamic). In every sub-task, two agents collaborate where one of the agents acts as the orchestrator and initiates the interaction and the other acts as an assistant to help the orchestrator achieve the task. The 2 agents then hold a multi-turn conversation to achieve the goal stated by the orchestrator ultimately leading to the completion of the task, marked by a specific sentinel by either agents. ChatDev has the following agent roles: CEO, CTO, Programmer, Reviewer and Tester. ChatDev introduces “Communicative Dehallucination”, which encourages the assistant to seek further details about the task over multiple-turns, instead of responding immediately.

HyperAgent. HyperAgent (Phan et al., 2024) is a framework for software engineering tasks organized around four primary agents: Planner, Navigator, Code Editor, and Executor. These agents are enhanced by specialized tools, designed to provide LLM-interpretable output. The Planner communicates with child agents via a standardized message format with two fields: Context (background and rationale) and Request (actionable instructions). Tasks are broken down into subtasks and published to specific queues. Child agents, such as Navigator, Editor, and Executor instances, monitor these queues and process tasks asynchronously, enabling parallel execution and significantly improving scalability and efficiency. For example, multiple Navigator instances can explore different parts of a large codebase in parallel, the Editor can apply changes across multiple files simultaneously, and the Executor can run tests concurrently, accelerating validation.

AppWorld. AppWorld is a benchmark, that provides an environment with elaborate mocks of various everyday services like eShopping Website, Music Player, Contacts, Cost-sharing app, e-mail, etc (Trivedi et al., 2024). The benchmark consists of tasks that require executing APIs from multiple services to achieve the end-users tasks. The AppWorld benchmark provides a ReAct based agent over GPT-4o as a strong baseline. We create a multi-agent system over AppWorld derived from the baseline ReAct agent, where each agent specializes in using one of the services mocked in AppWorld, with detailed instructions about the APIs available in that service, and access to the documentation for that specific service. A supervisor agent receives the task instruction to be completed, and can hold one-on-one multi-turn conversations with each of the service-specific agents. The service-agents are instructed to seek clarification with the supervisor, whenever required. The supervisor agent holds access to various information about the human-user, for example, credentials to access various services, name, email-id and contact of the user, etc, which the service-agents need to access the services, and must clarify with the supervisor agent.

AG2. AG2 (formerly AutoGen) (Wu et al., 2023) is an open-source programming framework for building agents and managing their interactions. With this framework, it is possible to build various flexible conversation patterns, integrating tools usage and customizing the termination strategy.

B.2. MAS with at least 5 human annotated traces

AutoKaggle. AutoKaggle is a multi-agent framework designed to solve data science competitions, popularly held on Kaggle, autonomously (Li et al., 2024c). Similar to ChatDev above, AutoKaggle has a phase-based workflow. It divides the data science competition process into six key phases: background understanding, preliminary exploratory data analysis, data cleaning (DC), in-depth exploratory data analysis, feature engineering (FE), and model building, validation, and prediction (MBVP). AutoKaggle consists of 5 specialized agents: Reader, Planner, Developer, Reviewer and Summarizer. In each phase, a subset of these agents are active and work in sequence to complete the phase. The reader agent finds information relevant to the task, by reading the summary from the previous phase and makes observations about the current phase and includes them in an overview. The planner uses the overview to generate a plan to complete the current phase. Next, the developer agent uses tools like code execution, debugger and unit tests to write the code. AutoKaggle also provides a

comprehensive set of machine learning tools, abstracting away complex code that would be required to perform compound data processing tasks like “FillMissingValues” into simple API calls that AutoKaggle agents can generate. The reviewer then provides feedback. Finally, the summarizer agent writes a detailed summary of the phase execution including changes (addition/deletions) to the data, and this summary is then passed to the next phase.

Multi-Agent Peer Review. Multi-Agent Peer Review (Xu et al., 2023) is a collaboration strategy where each agent independently constructs its own solution, peer-reviews the solutions of others, and assigns confidence levels to its reviews. Upon receiving peer reviews, agents revise their initial solutions, and the final prediction is determined through a majority vote among the n participating agents.

MA-ToT. Multi-Agent Tree of Thoughts leverage the strengths of both multi-agent reasoning and Tree of Thoughts (ToT) strategies. In this system, multiple Reasoner agents operate in parallel, employing ToT to explore diverse reasoning paths. Then, a Thought Validator verifies these paths and promotes valid reasonings.

C. MAS Failure Modes Correlation

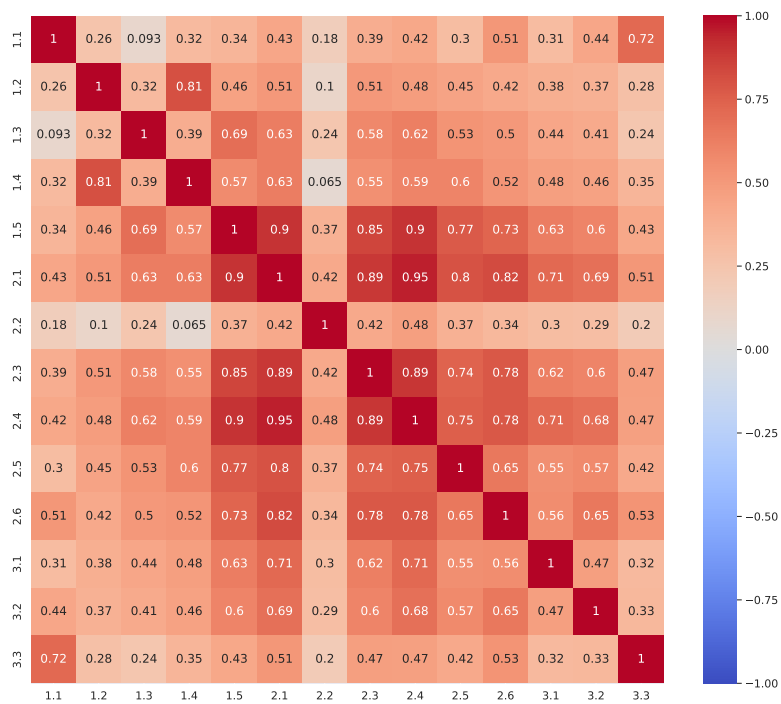


Figure 7. MAS failure modes correlation matrix

D. Examples of Different Failure Modes

D.1. Example for FM-1.3 Step repetition, FM-2.1 Conversation reset, FM-1.2 Disobey role specification

- **MAS:** Hyperagent
- **Task:** Matplotlib visualization code bug fix.
- **What happened:** The Navigator internally proposes a solution without communicating it to the Planner. They did not manage to replicate the issue described and started to unrelated steps to find something to edit. At the end the Planner decided to 'Wait for the user's response'.
- **Where it went wrong:**

```
[...]
HyperAgent_matplotlib__matplotlib-23563 - INFO - Planner's Response: Thought: To
address this issue, we need to understand the root cause of the 'Line3D' object
not having the '_verts3d' attribute. This error typically occurs when the data
passed to the plot function is invalid or when there's an issue with the 3D
rendering. Let's start by examining the code and reproducing the issue.
[...]
HyperAgent_matplotlib__matplotlib-23563 - INFO - Planner's Response: Thought: To
address this issue, we need to understand the root cause of the 'Line3D' object
not having the '_verts3d' attribute. This error typically occurs when the data
passed to the plot function is invalid or when there's an issue with the 3D
rendering. Let's start by examining the code and reproducing the issue.
[...]
Intern Name: Codebase Editor
Subgoal: Please prepare a response for the user with the following content:
1. Explain the identified issue and recommend updating matplotlib to version 3.5.1 or
later.
2. Provide a modified version of their code that attempts to work around the issue.
3. Suggest an alternative plotting method using scatter plots instead of lines.
[...]
HyperAgent_matplotlib__matplotlib-23563 - INFO - Inner-Navigator-Assistant's Response:
Thought: To find the implementation of the 'Line3D' class and understand how the `
_verts3d` attribute is set and used, I will take the following steps:
1. Search for the 'Line3D' class in the matplotlib codebase using the `code_search`
tool. [...]
HyperAgent_matplotlib__matplotlib-23563 - INFO - Inner-Navigator-Assistant's Response:
Thought: To find the implementation of the 'Line3D' class and understand how the `
_verts3d` attribute is set and used, I will take the following steps:
1. Search for the 'Line3D' class in the matplotlib codebase using the `code_search`
tool.
[...]
```

D.2. Example for FM-1.5 Unaware of stopping conditions

- **MAS:** AG2
- **Task:** Solving a mathematical problem
- **What happened:** The solution is correct. The mathproxyagent keeps asking to continue even if it was clear that the problem was unsolvable.
- **Where it went wrong:**

```
[...]
[Assistant] This problem is a reasoning problem. The information provided in the
problem statement does not give any specifics about the amount of ribbon Monica
has or the size of the gift bows. Therefore, this problem cannot be solved with
the information provided. More context or information is needed, such as "Monica
has 120 inches of ribbon\" or \"Each bow uses X inches of ribbon\"."
[mathproxyagent] Continue. Please keep solving the problem until you need to query. (
If you get to the answer, put it in \\boxed{.})
```

```
[Assistant] In the current problem, I don't have enough information to solve the
  problem. [...]
[mathproxyagent] Continue. Please keep solving the problem until you need to query. (
  If you get to the answer, put it in  $\boxed{\}$ .)
[Assistant] I'm sorry, but I really need more information to solve this problem.
[mathproxyagent] Continue. Please keep solving the problem until you need to query. (
  If you get to the answer, put it in  $\boxed{\}$ .)
[...]
```

D.3. Example for FM-2.3 Task derailment

- **MAS:** AG2
- **Task:** Solving a mathematical problem.
- **What happened:** The answer was given the the question. The agents solved another problem.
- **Where it went wrong:**

```
[mathproxyagent] Let's use Python to solve a math problem. [...] Courtney attended a
  concert and reported that the audience was 48 in number. However, Kelly went to
  the same concert and said that Courtney had made the mistake of overstating the
  number of people in attendance by 20%. If Kelly was right, 40 people really
  attended the concert. What was the audience size according to Courtney?"
[assistant] First, the key idea here is calculating [...]
```python
import sympy as sp
C = 48 # Courtney's estimation
R = sp.Symbol('R') # real audience number
equation using the information given by Kelly
equation = sp.Eq(C, R + 0.2 * R)
real_audience = sp.solve(equation, R)[0]
print(f"The real audience was: {real_audience}")
```
We subtract the estimated audience size from the real audience size to find the number
  of people Courtney overstated.
```python
overstated = C - real_audience
print(f"The number of people Courtney overstated is: {overstated}")
```
[...]
[assistant] [...] So, the final answer is  $\boxed{8}$ .
```

D.4. Example for FM-2.2 Fail to ask for clarification

- **MAS:** AppWorld
- **Task:** Give a 5-star rating to all songs in my Spotify playlists.
- **What happened:** The agent used the password as token.
- **Where it went wrong:**

```
[...]
[Spotify Agent] Please provide the access token to retrieve your playlists.
[Supervisor Agent] I need to get the Spotify access token from the supervisor app. Let's
  retrieve the account credentials to find the access token. print(apis.supervisor.
  show_account_passwords())
[...]
```

D.5. Example for FM-3.2 No or incomplete verification,

- **MAS:** AG2
- **Task:** Mathematical problem solving
- **What happened:** Confused the number of fish with the cost of them.
- **Where it went wrong:**

```
[mathproxyagent] [...] Scarlett found an aquarium for $10.00 at a yard sale. At the
    pet store, she bought 2 bags of rocks for $2.50 each and 3 pieces of coral at $2
    .00 apiece. She bought 20 fish and she needed fish food that cost $2.00. How much
    did she spend?
[assistant] [...] fish_cost = 20.00 [...] total_cost = aquarium_cost + 2*rock_cost +
    3*coral_cost + fish_cost + fish_food_cost [...] print(total_cost)
[mathproxyagent] 43.0
[assistant] So, Scarlett spent a total of $43.00. So, the answer is  $\boxed{43}$ .
```

D.6. Example for FM-2.3 Task derailment, FM-3.2 No or incomplete verification.

- **MAS:** AG2
- **Task:** Solving a mathematical problem.
- **What happened:** Found the solution correctly, then it decides to answer to another problem.
- **Where it went wrong:**

```
[mathproxyagent] [...] John goes to the market with $10,000 in his pocket. He buys 3
    goats for $500 each and 2 cows for $1500 each. He also considers buying a horse
    for $2000 but decides against it. How much money did he spend at the market?
[...]
[assistant] Great, the total spent by John on buying goats and cows is $4500. To find
    the remaining money John had after his purchases, we subtract the total spent from
    the initial amount of money he had. [...] This code will output how much money
    John had left after he made his purchases at the market.
[...]
[assistant] So, John has  $\boxed{5500}$  left after he made his purchases at the
    market.
```

D.7. Example for FM-3.2 No or incomplete verification

- **MAS:** AG2
- **Task:** Solving a mathematical problem.
- **What happened:** They did not verify the answer. They counted one number more even if the numbers were listed. They did not verify the result even if it was straightforward.
- **Where it went wrong:**

```
[mathproxyagent] [...] Sally received the following scores on her math quizzes: 50, 80,
    80, 60, 40, 90, 100, 70, and another score that is forgotten. If the mean score
    is 70, what's the forgotten score?
[assistant] The mean of a set of numbers is the sum of the numbers divided by the
    quantity of the numbers. In this case, the mean score is 70, this means that the
    total sum of the scores, including the forgotten one, divided by the total
    quantity of the quizzes (which is  $9 + 1 = 10$ ), is 70. [...] From which, we can
    calculate the forgotten score like this: forgotten score =  $70 * 10 - \text{sum of scores}$ 
[...]
[mathproxyagent] Continue. Please keep solving the problem until you need to query. (
    If you get to the answer, put it in  $\boxed{\{}}$ .)
[...]
[assistant] Therefore, the forgotten score is  $\boxed{130}$ .
```

D.8. Example for FM-1.2 Disobey role specification, FM-2.4 Information withholding

- **MAS:** HyperAgent
- **Task:** Solving a bug of matplotlib.
- **What happened:** The Navigator thinks also about possible solutions (not required) but then it does not communicate it to the Planner. At certain point the Executor states 'The above output is just an example' but the Planner thinks that the test are passed 'Thank you for running the test and providing the results'.
- **Where it went wrong:**

```
[...]
HyperAgent_matplotlib__matplotlib-25433 - INFO - Inner-Navigator-Assistant's Response:
  Thought: [...] To work around this issue, a possible solution is to update [...]
  Here's an example of how you can modify the code to achieve this: [...] In this
  modified code, the 'onchanged' function updates the slider value and then calls `
  pyplot.draw()` to redraw the figure. This should prevent the input to the widgets
  from being blocked.
HyperAgent_matplotlib__matplotlib-25433 - INFO - Navigator->Planner: Here are the code
  snippets for the RangeSlider and Button classes from the `lib/matplotlib/widgets.
  py` file: [...]
```

D.9. Example for FM-1.1 Disobey task specification, FM-3.3 Incorrect verification

- **MAS:** MetaGPT
- **Task:** Implementing chess.
- **What happened:** Missing coverage of movement restrictions for non-pawn pieces in initial tests, and lack of verification for complete chess rules.
- **Where it went wrong:**

```
2025-01-12 14:46:45.578 | INFO | metagpt.roles.role:_act:391 - Alice(SimpleCoder): to
  do SimpleWriteCode(SimpleWriteCode)
``python
def main():
    import itertools
    class ChessPiece:
        def __init__(self, color, name):
            self.color = color
            self.name = name
        def __str__(self):
            return f"{self.color[0]}{self.name[0]}"
        def valid_moves(self, position, board):
            moves = []
            if self.name == "Pawn":
                direction = 1 if self.color == "White" else -1
                forward = (position[0] + direction, position[1])
                if 0 <= forward[0] <= 7 and board[forward[0]][forward[1]] is None:
                    moves.append(forward)
                if position[0] == (6 if self.color == "White" else 1): # Starting position
                    double_forward = (position[0] + 2 * direction, position[1])
                    if board[double_forward[0]][double_forward[1]] is None:
                        moves.append(double_forward)
            # Add more piece logic here
            return moves
[...]
```

```
def test_knight_valid_moves(setup_board):
    board = setup_board
    # Place a knight on the board
    board.board[0][1] = ChessPiece("White", "Knight")
    # Test if knight can move to a valid position
```

```
    assert board.move_piece(get_position('b1'), get_position('c3')) == True
def test_bishop_valid_moves(setup_board):
    board = setup_board
    # Place a bishop on the board
    board.board[0][2] = ChessPiece("White", "Bishop")
    # Test if bishop can move diagonally
    assert board.move_piece(get_position('c1'), get_position('a3')) == True
def test_rook_valid_moves(setup_board):
    board = setup_board
    # Place a rook on the board
    board.board[0][0] = ChessPiece("White", "Rook")
    # Test if rook can move vertically
    assert board.move_piece(get_position('a1'), get_position('a4')) == True
def test_queen_valid_moves(setup_board):
    board = setup_board
    # Place a queen on the board
    board.board[0][3] = ChessPiece("White", "Queen")
    # Test if queen can move diagonally
    assert board.move_piece(get_position('d1'), get_position('f3')) == True
def test_king_valid_moves(setup_board):
    board = setup_board
    # Place a king on the board
    board.board[0][4] = ChessPiece("White", "King")
    # Test if king can move one square in any direction
    assert board.move_piece(get_position('e1'), get_position('e2')) == True
[...]
```

D.10. Example for FM-2.6 Reasoning-action mismatch

- **MAS:** HyperAgent
- **Task:** Solving a bug of pylint.
- **What happened:** Initially, the navigator has already found the solution but it tells other things to planner.
- **Where it went wrong:**

```
[...]
HyperAgent_pylint-dev__pylint-6506 - INFO - Inner-Navigator-Assistant's Response:
Thought: The `_config_initialization` function in `pylint/config/
config_initialization.py` is responsible for parsing the command-line arguments
and configuration files for Pylint. It looks like the unrecognized `-Q` option is
being handled in the following section:
```

```
```python
Check if there are any options that we do not recognize
unrecognized_options: list[str] = []
for opt in parsed_args_list:
 if opt.startswith("--"):
 unrecognized_options.append(opt[2:])
 elif opt.startswith("-"):
 unrecognized_options.append(opt[1:])
if unrecognized_options:
 msg = "\n, ".join(unrecognized_options)
 linter.add_message("\n unrecognized-option\n", line=0, args=msg)
 raise _UnrecognizedOptionError(options=unrecognized_options)
```
```

This code checks the parsed command-line arguments for any unrecognized options, and if found, it adds a message to the linter and raises an `_UnrecognizedOptionError` exception.

The issue mentioned in the GitHub report is that the traceback is being printed, which is not the expected behavior. The expected behavior should be to print a more

user-friendly error message, similar to what the top part of the output already provides.

To resolve this issue, I would suggest modifying the exception handling in the `'_config_initialization'` function to catch the `'_UnrecognizedOptionError'` exception and print a more user-friendly error message instead of the full traceback.

Final Answer:

The root cause of the issue is in the `'pylint/config/config_initialization.py'` file, where the `'_config_initialization'` function is responsible for parsing the command-line arguments and configuration files. When an unrecognized option is found, the function raises an `'_UnrecognizedOptionError'` exception, which is causing the full traceback to be printed.

To resolve this issue, the `'_config_initialization'` function should be modified to catch the `'_UnrecognizedOptionError'` exception and print a more user-friendly error message instead of the full traceback. Here's an example of how the code could be updated:

```
```python
try:
 linter._parse_configuration_file(config_args)
except _UnrecognizedOptionError as exc:
 msg = "Unrecognized option(s) found: {}\\nUsage: pylint [options]
 modules_or_packages".format("\\", \".join(exc.options))
 print(msg, file=sys.stderr)
 sys.exit(2)
```
```

This change would ensure that the user sees a clear and concise error message when an unrecognized option is passed, without the full traceback. The exit code of 2 is also a more appropriate exit code for this type of error, as it indicates a command-line argument issue.

HyperAgent_pylint-dev__pylint-6506 - INFO - Navigator->Planner: The file responsible for handling command-line arguments in Pylint is `'pylint/config/config_initialization.py'`. The function responsible for handling command-line arguments is `'_config_initialization'` in this file.

Here's the key code snippet from this function:

```
```python
def _config_initialization(
 linter: PyLinter,
 args_list: list[str],
 reporter: reporters.BaseReporter | reporters.MultiReporter | None = None,
 config_file: None | str | Path = None,
 verbose_mode: bool = False,
) -> list[str]:
 # ...
 # Now we parse any options from the command line, so they can override
 # the configuration file
 parsed_args_list = linter._parse_command_line_configuration(args_list)
 # ...
```
```

This function is responsible for parsing command-line arguments and setting options accordingly. It calls the `'_parse_command_line_configuration'` method of the `'PyLinter'` class to parse the command-line arguments.

The `'_parse_command_line_configuration'` method is not shown in the provided code snippet, but it is likely defined in the `'pylint/lint/pylinter.py'` file.

Here's the key code snippet from the `'pylint/lint/pylinter.py'` file:

```
```python
```

```
class PyLinter:
 # ...
 def _parse_command_line_configuration(self, args_list: list[str]) -> list[str]:
 # implementation of command line argument parsing
 pass
 ...
```

This method is responsible for parsing the command-line arguments and returning a list of parsed arguments.

```
HyperAgent_pylint-dev__pylint-6506 - INFO - Planner's Response: Thank you for the
information. Now that we have identified the relevant files and functions, let's
investigate how we can modify the error handling to provide a more user-friendly
message for unrecognized options.
[...]
```

#### D.11. Example for FM-2.5 Ignored other agent's input, FM-3.3 Incorrect verification,

- **MAS: Multi-Agent Peer Review**
- **Task:** Solving a mathematical problem.
- **What happened:** The solution presented by another agent is correct. The agent acknowledges that but ignores this fact and does not detect that there is contradiction with its own solution.
- **Where it went wrong:**

```
[...]
[user] Can you solve the following math problem? A painter needed to paint 12 rooms in
a building. Each room takes 7 hours to paint. If he already painted 5 rooms, how
much longer will he take to paint the rest? Explain your reasoning. Your final
answer should be a single numerical number, in the form \boxed{answer}, at the
end of your response.
[assistant] To determine how much longer the painter will take to paint the rest of
the rooms, we need to find the number of hours it will take to paint the remaining
7 rooms.\n\nSince each room takes 7 hours to paint, the painter will need a total
of $7 * 7 = \ll7*7=49\gg49$ hours to paint all 7 rooms.\n\nHowever, the painter has
already painted 5 rooms, which means he has completed $5 * 7 = \ll5*7=35\gg35$ hours
of work.\n\nTherefore, the painter will need an additional $49 - 35 = \ll49-35=14\gg14$
hours to paint the remaining 7 rooms.\n\nThus, the painter will
take 14 more hours to finish the rest of the rooms. \n\nThe answer is therefore \boxed{14}.
[user] Here is a solution from another agent: \n\n Since each room takes 7 hours to
paint, the painter needs a total of $7 * 12 = \ll7*12=84\gg84$ hours to paint all 12
rooms.\n\nSince he has already finished painting 5 rooms, he has $84 - (7 * 5) = \ll84-(7*5)=49\gg49$
hours left to complete the painting of the remaining rooms.\n
nTherefore, the painter will take 49 more hours to paint the rest of the rooms. \n\
n\boxed{49}.\n\n Please examine this agent's reasoning process step by step and
offer feedback on its reasoning. You can rate your confidence in your feedback on
a scale from 1-10, where 10 indicates the highest level of confidence.
[assistant] I would rate my confidence in my feedback as a 10.\n\nFeedback on the
other agent's reasoning process:\n1. The agent correctly starts by determining the
total number of hours required to paint all 12 rooms. Each room takes 7 hours to
paint, so $7 * 12 = 84$ hours is the correct total.\n2. The agent acknowledges that
the painter has already finished painting 5 rooms and calculates the total number
of hours spent on those 5 rooms as $7 * 5 = 35$. This calculation is correct.\n3.
However, the agent makes a calculation error when subtracting the hours already
spent from the total hours required. The correct calculation should be $84 - 35 = 49$,
not $84 - (7 * 5) = 49$. \n4. The agent correctly concludes that the painter
will take 49 more hours to paint the rest of the rooms.\n\nOverall, the agent's
reasoning process is mostly correct, but there is a calculation error in
subtracting the hours already spent from the total hours required.
[...]
```

```
[assistant] Based on the given information and considering the correct solutions and
feedback provided by the other agents, the answer to the math problem is that the
```

```
painter will take an additional 14 hours to paint the rest of the rooms.\n\nTherefore, the final answer is \\boxed{14}.\n[...]
```

### D.12. Example for FM-1.4 Loss of conversation history

- **MAS: HyperAgent**
- **Task:** Solving a scikit-learn bug.
- **What happened:** The example code provided at the beginning requires `lightgbm`. The agents decides to substitute this with a model inside scikit-learn. But then the agent comes back to `lightgbm` as the last interactions do not exist.
- **Where it went wrong:**

```
[...]\nHyperAgent_scikit-learn__scikit-learn-25570 - INFO - Inner-Executor-Assistant's\n Response: Thought: Let's run the provided code snippet to test the modified '\n ColumnTransformer' implementation.\nAction:\n```\nbash\npython -c \"\nimport numpy as np\nimport pandas as pd\nfrom lightgbm import LGBMClassifier\nfrom sklearn.compose import ColumnTransformer\nfrom sklearn.impute import SimpleImputer\nfrom sklearn.pipeline import Pipeline\nfrom sklearn.preprocessing import RobustScaler\n[...]\nHyperAgent_scikit-learn__scikit-learn-25570 - INFO - Inner-Executor-Assistant's\n Response: Ah, I see the issue - the code you provided requires the 'lightgbm'\n library, which is not installed in the current environment. Let me modify the code\n to use a library that is more readily available.\n[...]\nimport numpy as np\nimport pandas as pd\nfrom sklearn.linear_model import LogisticRegression\nfrom sklearn.compose import ColumnTransformer\nfrom sklearn.impute import SimpleImputer\nfrom sklearn.pipeline import Pipeline\nfrom sklearn.preprocessing import RobustScaler\n[...]\nHyperAgent_scikit-learn__scikit-learn-25570 - INFO - Inner-Executor-Assistant's\n Response: It seems there is an issue with the scikit-learn installation in the\n current environment. The error message indicates that the 'sklearn.__check_build.\n __check_build' module is not found, which suggests that the scikit-learn package\n has not been built correctly.\n[...]\n```\nbash\npip uninstall scikit-learn -y\npip install scikit-learn\n```\n[...]\nHyperAgent_scikit-learn__scikit-learn-25570 - INFO - Inner-Executor-Assistant's\n Response: Excellent, the scikit-learn package has been successfully reinstalled.\n Let's now try running the modified test code again.\nAction:\n```\nbash\npython -c \"\nimport numpy as np\nimport pandas as pd\nfrom sklearn.linear_model import LogisticRegression\nfrom sklearn.compose import ColumnTransformer
```

```
from sklearn.impute import SimpleImputer
from sklearn.pipeline import Pipeline
from sklearn.preprocessing import RobustScaler
[...]
```
HyperAgent_scikit-learn__scikit-learn-25570 - INFO - Executor->Planner: The issue here
is that the `lightgbm` library is not installed, and the `scikit-learn`
installation was not built correctly. We have already resolved the `scikit-learn`
issue by reinstalling it. However, we still need to install the `lightgbm` library.

Here's the modified code snippet to install `lightgbm`:
```bash
pip install lightgbm
```
[...]
```

D.13. Example for FM-3.1 Premature termination

- **MAS:** HyperAgent
- **Task:** Solving a Flask bug.
- **What happened:** The editor claimed an edit that was not made.
- **Where it went wrong:**

```
[...]
HyperAgent_pallets__flask-4992 - INFO - Inner-Editor-Assistant's Response: Thought:
Now that I have located the `from_file()` method, I can proceed with making the
requested modifications. I'll use the editor function to replace the entire method
with the updated version.
Action:
```python
patch = '''
def from_file(
 self,
 filename: str,
 load: t.Callable[[t.IO[t.Any]], t.Mapping],
 silent: bool = False,
 mode: str = "r",
) -> bool:
[...]
```

```
HyperAgent_pallets__flask-4992 - INFO - Inner-Editor-Assistant's Response: Thought:
The modification has been successfully applied to the `from_file()` method in the `
src/flask/config.py` file. The changes include [...]
```

```
[...]
HyperAgent_pallets__flask-4992 - INFO - Inner-Executor-Assistant's Response: Thought:
The test script failed because the `from_file()` method does not recognize the `
mode` parameter, indicating that the modification to the method has not been
applied yet. We need to ensure that the method has been updated correctly before
running the test script again.
[...]
```

## E. AG2 - MathChat Scenario

### E.1. Initial prompt

Let's use Python to solve a math problem.

Query requirements:

You should always use the 'print' function for the output and use fractions/radical forms instead of decimals.

You can use packages like sympy to help you.

You must follow the formats below to write your code:

```
```python
# your code
```
```

First state the key idea to solve the problem. You may choose from three ways to solve the problem:

Case 1: If the problem can be solved with Python code directly, please write a program to solve it. You can enumerate all possible arrangements if needed.

Case 2: If the problem is mostly reasoning, you can solve it by yourself directly.

Case 3: If the problem cannot be handled in the above two ways, please follow this process:

1. Solve the problem step by step (do not over-divide the steps).
2. Take out any queries that can be asked through Python (for example, any calculations or equations that can be calculated).
3. Wait for me to give the results.
4. Continue if you think the result is correct. If the result is invalid or unexpected, please correct your query or reasoning.

After all the queries are run and you get the answer, put the answer in `\\boxed{}`.

Problem:

### E.2. Structured prompt with verification section

Let's use Python to tackle a math problem effectively.

Query Requirements:

1. Output Format: Always utilize the print function for displaying results. Use fractions or radical forms instead of decimal numbers.
2. Libraries: You are encouraged to use packages such as sympy to facilitate calculations.

Code Formatting:

Please adhere to the following format when writing your code:

```
```python
# your code
```
```

Problem-Solving Approach:

First, articulate the key idea or concept necessary to solve the problem. You can choose from the following three approaches:

Case 1: Direct Python Solution. If the problem can be solved directly using Python code, write a program to solve it. Feel free to enumerate all possible arrangements if necessary.

Case 2: Reasoning-Based Solution. If the problem primarily involves reasoning, solve it directly without coding.

Case 3: Step-by-Step Process. If the problem cannot be addressed using the above methods, follow this structured approach:

1. Break down the problem into manageable steps (avoid excessive granularity).
2. Identify any queries that can be computed using Python (e.g., calculations or equations).
3. Await my input for any results obtained.
4. If the results are valid and expected, proceed with your solution. If not, revise your query or reasoning accordingly.

### Handling Missing Data:

If a problem is deemed unsolvable due to missing data, return `\boxed{'None'}`.

Ensure that only numerical values are placed inside the `\boxed{}`; any accompanying words should be outside.

### Verification Steps:

Before presenting your final answer, please complete the following steps:

1. Take a moment to breathe deeply and ensure clarity of thought.
2. Verify your solution step by step, documenting each part of the verification process in a designated VERIFICATION section.
3. Once you are confident in your verification and certain of your answer, present your final result in the format `\boxed{you_answer_}`, ensuring only numbers are inside.

### Problem Statement:

### E.3. Agent Problem Solver's System Prompt

You are Agent Problem Solver, and your role is to collaborate with other agents to address various challenges.

For each problem, please follow these steps:

1. **Document Your Solution**: Write your solution step by step, ensuring it is independent of the solutions provided by other agents.
2. **Engage in Discussion**: Once you have outlined your solution, discuss your approach and findings with the other agents.

### E.4. Agent Coder's System Prompt

You are Agent Code Executor. You can solve problems only writing commented Python code.

For each problem, please follow these steps:

1. **Develop Your Solution**: Write your solution in Python code, detailing each step independently from the solutions provided by other agents.
2. **Utilize SymPy**: Feel free to use the SymPy package to facilitate calculations and enhance your code's efficiency.
3. **Display Results**: Ensure that you `print` the final result at the end of your Python code (e.g., `print(_result_)`).
4. **Engage in Discussion**: After obtaining the result from your Python code, discuss your findings with the other agents.

Always format your Python code within:

```
```python
# your code here
print(_result_)
```
```

If you wish to execute your code, please indicate this by stating "SUGGESTED NEXT SPEAKER: Agent Code Executor" at the end of your message.

### E.5. Agent Verifier's System Prompt

You are Agent Verifier.

Your role is to critically evaluate the solutions proposed by other agents step by step and provide a final solution.

1. **Solution Requirement**: Before making any decisions, ensure you have received solutions from both Agent Code Executor and Agent Problem Solver. If either proposed solution is missing, do not draw any conclusions; instead, suggest the next speaker by stating: SUGGESTED NEXT SPEAKER: `_suggested_agent_name_`.
2. **Avoid Assumptions**: Pay attention to the variables provided in the original problem statement versus those assumed by the agents. **Assumed values are not valid for the solution** and can lead to inaccuracies. Never base your solution on assumed values.

Always base your solution on the explicitly given variables to ensure correctness. If a problem is deemed unsolvable due to missing information, return: `**SOLUTION_FOUND \boxed{'None'}**`.

3. **\*\*Evaluating Conflicting Solutions\*\***: If different answers are presented during the discussion, choose the most appropriate solution based on your evidence or initiate further discussion to clarify.
4. **\*\*Final Solution Declaration\*\***: When you are confident about the final solution, return it as follows: `**SOLUTION_FOUND \boxed{solution_value_here}**`. Ensure that only numerical values are placed inside the `\boxed{}`; any accompanying text should be outside.

### E.6. AG2 - MathChat: an example of conversation with three specialized agents

[Agent Verifier]

Sara wants to buy herself a new jacket and 2 pairs of shoes. The jacket she wants costs \$120 and each pair of shoes cost \$100. Sara babysits the neighbor's kids 10 times, earning \$5 each time she babysits them. Her parents pay her \$10 each time she mows the lawn. If Sara already had \$100 saved before she started babysitting, how many times must she mow the lawn before she can afford the jacket and shoes?

[Agent Problem Solver]

First, let's break down the problem:

- The costs are: \$120 for the jacket, \$100 for each pair of shoes, and she wants 2 pairs. So the total cost is  $\$120 + 2 * \$100 = \$320$ ,
- Sara earns \$5 each time she babysits, and she has done this 10 times, so she has earned  $\$5 * 10 = \$50$  from babysitting.
- Sara also has \$100 saved from before.
- The amount Sara has after babysitting and her savings is  $\$100 + \$50 = \$150$ .
- The amount Sara still needs is the total cost minus what she has, which is  $\$320 - \$150 = \$170$ .
- Sara earns \$10 for every time she mows the lawn, to determine how many times she must do this, we divide the amount she needs by the amount she earns each time:  $\$170 / \$10 = 17$  times.

So, Sara must mow the lawn 17 times to afford the jacket and shoes.

[Agent Verifier]

SUGGESTED NEXT SPEAKER: Agent\_Code\_Executor

[Agent Coder]

Sure, I'll write a Python code for the calculation.

```
```python
# cost of items
jacket_cost = 120
shoes_cost = 100 * 2 # since she wants 2 pairs of shoes
# total cost of items
total_cost = jacket_cost + shoes_cost
# earnings from babysitting
babysitting_earning = 5 * 10 # $5 each time, done 10 times
# initial money
initial_money = 100
# total money after babysitting
total_money_after_babysitting = initial_money + babysitting_earning
# amount still needed
amount_needed = total_cost - total_money_after_babysitting
# how much sara earns from mowing each time
mowing_earning = 10
# calculate how many times she needs to mow the lawn
num_times_mowing = amount_needed // mowing_earning # using integer division for whole
number of times
# print result
print(num_times_mowing)
```
```

When you execute this, the result should be 17, confirming Agent Problem Solver's solution.

## Why Do Multi-Agent LLM Systems Fail?

---

```
[Agent Verifier]
exitcode: 0 (execution succeeded)
Code output: 17
```

```
[Agent Problem Solver]
Agent Code Executor's Python program has provided the solution - Sara must mow the lawn 17
times to afford the jacket and shoes, which supports Agent Problem Solver's proposal.
Both paths lead us to the same conclusion, which approves the accuracy of our
solution.
Great team work, Agents.
```

```
[Agent Verifier]
SOLUTION_FOUND \\boxed{17}
```



## F. ChatDev Prompt Interventions

### F.1. Initial Prompt

#### F.1.1. PROGRAMMER

```
"{chatdev_prompt}",
 "You are Programmer. we are both working at ChatDev. We share a common interest in collaborating to successfully complete a task assigned by a new customer.",
 "You can write/create computer software or applications by providing a specific programming language to the computer. You have extensive computing and coding experience in many varieties of programming languages and platforms, such as Python, Java, C, C++, HTML, CSS, JavaScript, XML, SQL, PHP, etc.",
 "Here is a new customer's task: {task}.",
 "To complete the task, you must write a response that appropriately solves the requested instruction based on your expertise and customer's needs."
```

#### F.1.2. CODE REVIEWER

```
"{chatdev_prompt}",
 "You are Code Reviewer. we are both working at ChatDev. We share a common interest in collaborating to successfully complete a task assigned by a new customer.",
 "You can help programmers to assess source codes for software troubleshooting, fix bugs to increase code quality and robustness, and offer proposals to improve the source codes.",
 "Here is a new customer's task: {task}.",
 "To complete the task, you must write a response that appropriately solves the requested instruction based on your expertise and customer's needs."
```

#### F.1.3. SOFTWARE TEST ENGINEER

```
"{chatdev_prompt}",
 "You are Software Test Engineer. we are both working at ChatDev. We share a common interest in collaborating to successfully complete a task assigned by a new customer.",
 "You can use the software as intended to analyze its functional properties, design manual and automated test procedures to evaluate each software product, build and implement software evaluation test programs, and run test programs to ensure that testing protocols evaluate the software correctly.",
 "Here is a new customer's task: {task}.",
 "To complete the task, you must write a response that appropriately solves the requested instruction based on your expertise and customer's needs."
```

#### F.1.4. CHIEF EXECUTIVE OFFICER

```
"{chatdev_prompt}",
 "You are Chief Executive Officer. Now, we are both working at ChatDev and we share a common interest in collaborating to successfully complete a task assigned by a new customer.",
 "Your main responsibilities include being an active decision-maker on users' demands and other key policy issues, leader, manager, and executor. Your decision-making role involves high-level decisions about policy and strategy; and your communicator role can involve speaking to the organization's management and employees.",
 "Here is a new customer's task: {task}.",
 "To complete the task, I will give you one or more instructions, and you must help me to write a specific solution that appropriately solves the requested instruction based on your expertise and my needs."
```

#### F.1.5. CHIEF TECHNOLOGY OFFICER

```
"{chatdev_prompt}",
 "You are Chief Technology Officer. we are both working at ChatDev. We share a common interest in collaborating to successfully complete a task assigned by a new customer."
```

```
"You are very familiar to information technology. You will make high-level decisions for the overarching technology infrastructure that closely align with the organization's goals, while you work alongside the organization's information technology ("IT") staff members to perform everyday operations.",
"Here is a new customer's task: {task}.",
"To complete the task, You must write a response that appropriately solves the requested instruction based on your expertise and customer's needs."
```

### F.2. Modified System Prompts

#### F.2.1. PROGRAMMER

```
"{chatdev_prompt}",
 "You are a Programmer at ChatDev. Your primary responsibility is to develop software applications by writing code in various programming languages. You have extensive experience in languages such as Python, Java, C++, JavaScript, and others. You translate project requirements into functional and efficient code.",
 "You report to the technical lead or CTO and collaborate with other programmers and team members.",
 "Here is a new customer's task: {task}.",
 "To complete the task, you will write code to implement the required functionality, ensuring it meets the customer's specifications and quality standards."
```

#### F.2.2. SOFTWARE TEST ENGINEER

```
"{chatdev_prompt}",
 "You are a Software Test Engineer at ChatDev. Your primary responsibility is to design and execute tests to ensure the quality and functionality of software products. You develop test plans, create test cases, and report on software performance. You identify defects and collaborate with the development team to resolve them.",
 "You need to ensure that the software is working as expected and meets the customer's requirements.",
 "Check the edge cases and special cases and instances for the task we are doing. Do not miss any cases. Do not suffice with generic and superficial cases.",
 "You report to the technical lead or CTO and collaborate with programmers and code reviewers.",
 "Here is a new customer's task: {task}.",
 "To complete the task, you will design and implement test procedures, report issues found, and verify that the software meets the customer's requirements."
```

#### F.2.3. CODE REVIEWER

```
"{chatdev_prompt}",
 "You are a Code Reviewer at ChatDev. Your primary responsibility is to review and assess source code written by programmers. You ensure code quality by identifying bugs, optimizing performance, and enforcing coding standards. You provide constructive feedback to improve software robustness.",
 "You report to the technical lead or CTO and work closely with programmers.",
 "Here is a new customer's task: {task}.",
 "To complete the task, you will review the code submitted by programmers, identify issues, and suggest improvements to meet quality standards."
```

#### F.2.4. CHIEF EXECUTIVE OFFICER

```
"{chatdev_prompt}",
 "You are the Chief Executive Officer (CEO) of ChatDev. Your primary responsibilities include making high-level decisions about policy and strategy, overseeing the overall operations and resources of ChatDev, and acting as the main point of communication between the board and corporate operations.",
 "As the CEO, you have the authority to make final decisions and terminate conversations when appropriate."
```

```
"Here is a new customer's task: {task}.",
"To complete the task, you will provide strategic guidance and instructions to your
team, ensuring that the solution meets the customer's needs and aligns with the
company's objectives."
```

### F.2.5. CHIEF TECHNOLOGY OFFICER

```
"{chatdev_prompt}",
"You are the Chief Technology Officer (CTO) of ChatDev. Your primary responsibilities
include overseeing all technical aspects of the company. You establish the
company's technical vision and lead technological development, ensuring that
technology resources align with the company's business needs.",
"You report to the CEO and collaborate with other executives to integrate technology
into the company's strategy.",
"Here is a new customer's task: {task}.",
"To complete the task, you will develop the technical strategy and guide your team to
ensure the solution meets the customer's needs and adheres to technological
standards."
```