

Anomalous current-electric field characteristics in transport through a nanoelectromechanical system

Chengjie Wu,¹ Yi Ding,^{1,2} Yiying Yan,¹ Yuguo Su,¹ Elijah Omollo Ayieta,³
Slobodan Radošević,⁴ Georg Engelhardt,^{5,6,7} Gernot Schaller,⁸ and JunYan Luo^{1,*}

¹*Department of Physics, Zhejiang University of Science and Technology, Hangzhou 310023, China*

²*Department of Physics, Babeş-Bolyai University, 400084 Cluj-Napoca, Romania*

³*Department of Physics, University of Nairobi, Nairobi 30197, Kenya*

⁴*Department of Physics, Faculty of Science, University of Novi Sad,
Trg Dositeja Obradovića 4, 21000 Novi Sad, Serbia*

⁵*International Quantum Academy, Shenzhen 518048, China*

⁶*Shenzhen Institute for Quantum Science and Engineering,*

Southern University of Science and Technology, Shenzhen 518055, China

⁷*Guangdong Provincial Key Laboratory of Quantum Science and Engineering,*

Southern University of Science and Technology, Shenzhen, 518055, China

⁸*Helmholtz-Zentrum Dresden-Rossendorf, Bautzner Landstraße 400, 01328 Dresden, Germany*

(Dated: March 18, 2025)

A deep understanding of the correlation between electronic and mechanical degrees of freedom is crucial to the development of quantum devices in a nanoelectromechanical system (NEMS). In this work, we first establish a fully quantum mechanical approach for transport through a NEMS device, which is valid for arbitrary bias voltages, temperatures, and electro-mechanical couplings. We find an anomalous current-electric field characteristics at a low bias, where the current decreases with a rising electric field, associated with the backward tunneling of electrons for a weak mechanical damping. We reveal that this intriguing behavior arises from a combined effect of mechanical motion and Coulomb blockade, where the rapid increase of backward tunneling events at a large oscillation amplitude suppresses the forward current due to prohibition of double occupation. In the opposite limit of strong damping, the oscillator dissipates its energy to the environment and relaxes to the ground state rapidly. Electrons then transport via the lowest vibrational state such that the net current and its corresponding noise have a vanishing dependence on the electric field.

PACS numbers:

I. INTRODUCTION

The rapid advancement in the state-of-the-art nanotechnology has made it possible to fabricate micro-machines, where quantum mechanical effects have vital roles to play [1–4]. A nanoelectromechanical system (NEMS) represents such a notable quantum device where electronic transport becomes fundamentally coupled to nanomechanical vibrations [5–7]. The exquisite sensitivity of electromechanical coupling has motivated ground-breaking applications ranging from quantum-limited detection of displacement [8–12], charge [13–15], and spin [16–18], to ultraprecise mass sensing [19–22]. Investigation of electron transport through a NEMS device is not only essential for a deeper understanding of the intricate interplay between electronic and vibrational degrees of freedom, but also significant to the future development of NEMS-based quantum devices.

Recent investigations of nonequilibrium transport through a NEMS device have revealed charge control capabilities at the single-electron level through synchronized mechanical oscillations [23]. Especially, a well ordered periodically shuttling behavior of electrons was

predicted [24–27]. A fully quantum mechanical treatment in the large bias limit (unidirectional transport) has unambiguously demonstrated the occurrence of a shuttling instability due to mechanical damping [28–31]. At finite bias, dynamics and transport characteristics have been analyzed within a semiclassical approach through phase-space approximation methods [32]. Especially, autonomous implementation of thermodynamic cycles [33] and single electron emission source [34] have been theoretically demonstrated. A fully quantum-mechanical treatment at finite bias has so far been only discussed under the assumption of linear response of the motion of the charged oscillator to the electric field, effectively limiting their validity to a weak electromechanical coupling regime [35, 36]. It is therefore appealing to investigate the nonequilibrium transport through a NEMS device beyond the linear response assumption and reveal the influence of quantum uncertainty on transport characteristics for arbitrary bias and electro-mechanical couplings.

This work is dedicated to unveil the intriguing correlations between electronic and mechanical degrees of freedom with special attention paid to the effect of the electric field on the transport characteristics at low bias. The transport NEMS device is schematically shown in Fig. 1, where an oscillator is suspended between the source and the drain, with a finite bias voltage $eV = \mu_S - \mu_D$ applied across the two electrodes. We first establish a fully quan-

*email: jylo@zust.edu.cn

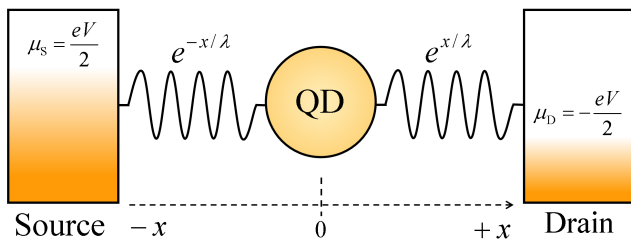


FIG. 1: Schematics of an NEMS transport setup. A QD oscillator is suspended between the source and the drain, with a bias voltage $eV = \mu_S - \mu_D$ applied across the two electrodes. Once an electron tunnels into the QD, it may vibrate between the two electrodes under the influence of the electric and restoring forces. The entire system is embedded in a dissipative heat bath causing mechanical damping of the oscillator (not explicitly shown here).

tum mechanical approach for transport through a NEMS device that is valid for arbitrary bias voltages and electro-mechanical couplings. Once an electron jumps onto the oscillator from the source, the charged oscillator is subject to an electrostatic force $e\mathcal{E}$, where $\mathcal{E} = V/d$ is the effective electric field and d is the effective distance between the two electrodes. As for sufficiently large bias, electron loading happens dominantly at negative x when the dot is closer to the source, the associated potential energy $\Delta V = -e\mathcal{E}x$ is positive, such that the charging process pumps energy into the NEMS. For a given bias regime V , a rise in \mathcal{E} (by reducing d) means more electric energy is invested into the mechanical system and thus pushes the oscillator to higher excited states, which is expected to observe an increased current.

However, we observe an anomalous behavior: The current does not necessarily increase with a rising electric field. This is ascribed to the backward tunneling of electrons at low bias. Specifically, in the case of weak mechanical damping, an increase in the electric field excites the oscillator to higher vibrational modes with a large oscillation amplitude, which also leads to an enhancement of backward electron tunneling events. In the strong Coulomb blockade regime that forbids double occupation, the rapid increase of backward tunneling events suppresses the forward current and eventually leads to a decreased net current. In the opposite limit of strong damping, the oscillator dissipates its energy to the environment and relaxes to the ground state very rapidly. An electron transports through the lowest vibrational state and the electric field has a vanishing influence. The net stationary current and the noise are almost independent of the electric field.

The rest of the paper is organized as follows. We start in Sec. II with an introduction of the NEMS device, followed in Sec. III by the establishment of the quantum master equation for the electron transport dynamics, which is applicable to arbitrary bias voltages and temperatures. Sec. IV is devoted to a detailed investigation of the unique transport characteristics at low bias. Finally,

we conclude our findings in Sec. V.

II. THE MODEL SYSTEM

The transport NEMS setup is schematically shown in Fig. 1, where a movable quantum dot (QD) is suspended between the source and drain electrodes. For small displacements from its equilibrium position, the center of mass of the QD is well approximated to be bounded by a harmonic potential. The oscillator is further immersed into a dissipative environment. The Hamiltonian of the entire system reads

$$H_T = H_S + H_{el} + H_{tun} + H_B + H_{int}, \quad (1)$$

where the first term

$$H_S = \frac{p^2}{2m} + \frac{1}{2}m\omega_0^2 x^2 + (\varepsilon_0 - e\mathcal{E}x)c_0^\dagger c_0 \quad (2)$$

describes the reduced system: A single level (ε_0) QD which is modeled as a simple harmonic oscillator of mass m and natural frequency ω_0 , in which c_0^\dagger (c_0) is the creation (annihilation) operator for an electron in the QD. The bias voltage (V) between the source and the drain generates an electric field $\mathcal{E} = V/d$ (with d the effective distance between the two electrodes), giving rise to an electric influence on the mechanical dynamics. The small size of the QD implies a very small capacitance and thus a very large charging energy which is assumed to be the largest energy scale in this work. That means at most one excess electron can occupy the QD (Coulomb blockade) and we can thus describe the electronic state of the QD as a two-state system: $|g\rangle$ -empty and $|e\rangle$ -charged by an excess electron.

The second term H_{el} describes the source and drain electrodes, which are modeled as reservoirs of noninteracting electrons

$$H_{el} = \sum_{\nu=S,D} \sum_k \varepsilon_{\nu k} c_{\nu k}^\dagger c_{\nu k}, \quad (3)$$

where $c_{\nu k}^\dagger$ ($c_{\nu k}$) is the creation (annihilation) operator for an electron with momentum k in the source ($\nu = S$) or the drain ($\nu = D$). Each electrode is assumed to be in equilibrium, so that they can be characterized by the Fermi distributions $f_\nu(\omega) = \{1 + e^{\beta_\nu(\omega - \mu_\nu)}\}^{-1}$, with the inverse temperature $\beta_\nu = (k_B T_\nu)^{-1}$ and the chemical potential μ_ν in the electrode ν ($\nu = S$ or D). The bias across the device is thus given by $eV = (\mu_S - \mu_D)$.

Electrons can tunnel between the electrodes and the QD with tunneling amplitudes which are assumed to be exponentially dependent on the position of the movable QD within the range where the harmonic approximation to the oscillator holds. This is due to the exponentially decreasing/increasing overlapping of the electronic wave functions. The tunnel coupling Hamiltonian described

by the third term of Eq. (1) thus can be expressed as

$$H_{\text{tun}} = \sum_{\nu=S,D} \sum_k (t_{\nu k} e^{\frac{x}{\lambda_\nu}} c_{\nu k}^\dagger c_0 + \text{h.c.}), \quad (4)$$

where the tunneling amplitudes $t_{\nu k} e^{\frac{x}{\lambda_\nu}}$ depend explicitly on the position x , with $\lambda_{S/D} = \mp \lambda$ and λ the tunneling length. The bare tunneling width between the oscillator and the electrode ν ($\nu \in \{S, D\}$) is given by $\Gamma_\nu(\omega) = 2\pi \sum_k |t_{\nu k}|^2 \delta(\omega - \varepsilon_{\nu k})$. In what follows, we assume the wide-band limit such that the tunneling width is frequency independent, i.e., $\Gamma_\nu(\omega) = \Gamma_\nu$.

The QD oscillator is further subject to a dissipative environment that is modeled as a collection of phonons coupled to the oscillator by a weak bilinear interaction as following [37]:

$$H_B = \sum_q \omega_q a_q^\dagger a_q, \quad (5a)$$

$$H_{\text{int}} = \sum_q g_q \sqrt{\frac{2m\omega_0}{\hbar}} x (a_q^\dagger + a_q), \quad (5b)$$

where a_q^\dagger (a_q) is the creation (annihilation) operator of a bath phonon with wave number q and g_q represents the coupling strength. The corresponding damping rate is given by $\gamma(\omega_0) = 2\pi \sum_q |g_q|^2 \delta(\omega - \omega_0)$.

In order to analyze different time scales associated with the resonator oscillations, the tunneling events, as well as the mechanical coupling, it is instructive to eliminate the coupling term of the oscillator and the charge by performing a Lang-Firsov transform [38, 39]

$$\mathcal{S} = \exp \left\{ i \frac{e\mathcal{E}p}{\hbar m \omega_0^2} c_0^\dagger c_0 \right\}, \quad (6)$$

which satisfies $\mathcal{S}\mathcal{S}^\dagger = \mathcal{S}^\dagger\mathcal{S} = 1$. This unitary transformation gives a displacement of the oscillator conditioned on the electronic occupation in the quantum dot. The Liouvillian equation of the entire system for the displaced state $\varrho_T = \mathcal{S}\rho_T\mathcal{S}^\dagger$ reads

$$\dot{\varrho}_T = -i[\mathbf{H}_T, \varrho_T], \quad (7)$$

where $\mathbf{H}_T = \mathcal{S}H_T\mathcal{S}^\dagger$ is the total Hamiltonian in the displaced picture. The reduced system Hamiltonian becomes

$$\begin{aligned} \mathbf{H}_S &= \frac{p^2}{2m} + \frac{1}{2}m\omega_0^2 x^2 + \tilde{\varepsilon}_0 c_0^\dagger c_0 \\ &= \hbar\omega_0 \left(a^\dagger a + \frac{1}{2} \right) + \tilde{\varepsilon}_0 c_0^\dagger c_0, \end{aligned} \quad (8)$$

where the mechanical and electronic degrees of freedom are decoupled, with a^\dagger (a) the creation (annihilation) operators for oscillator excitations and $\tilde{\varepsilon}_0 = \varepsilon - e^2\mathcal{E}^2/m\omega_0^2$.

Although in the polaron frame the QD energy alone decreases with the field strength, the tunneling Hamiltonian in this frame becomes

$$\mathbf{H}_{\text{tun}} = \sum_{\nu=S,D} \sum_k t_{\nu k} F_\nu c_{\nu k}^\dagger c_0 + \text{h.c.}, \quad (9)$$

where, for convenience, we have introduced the shorthand notation $F_\nu = e^{\frac{x}{\lambda_\nu}} e^{-i\frac{e\mathcal{E}p}{\hbar m \omega_0^2}}$, such that charging goes along with the creation of multiple vibrational quanta. The Hamiltonian for the source and drain is not affected, i.e., $\mathbf{H}_{\text{el}} = H_{\text{el}}$. In the following we set $\hbar = e = k_B = 1$, unless stated otherwise.

III. ELECTRON-NUMBER-RESOLVED QUANTUM MASTER EQUATION

A. The quantum master equation

In the displaced picture, the electronic and mechanical dynamics of the QD oscillator is described by a quantum master equation (QME) for the corresponding reduced density matrix $\varrho(t) = \text{tr}_B[\varrho_T(t)]$, with the $\text{tr}_B[\dots]$ standing for the trace over the electrodes and heat bath degrees of freedom. It can be derived from the Liouville-von Neumann equation for the total system by projecting out the degrees of freedom of the electrodes and the thermal bath under the second-order perturbation expansion. It is then transformed from the displaced picture back to the original picture via $\rho(t) = \mathcal{S}^\dagger \varrho(t) \mathcal{S}$. Furthermore, to characterize the electron transport properties, we introduce an electron-number dependent counting field χ associated with the numbers of transferred electrons [40, 41]. One finally arrives at a counting-field-dependent QME for the χ -dependent density matrix $\rho(\chi, t)$

$$\begin{aligned} \dot{\rho}(\chi, t) &= \mathcal{W}(\chi)\rho(\chi, t) \\ &= \{\mathcal{L}_{\text{coh}} + \mathcal{L}_{\text{tun}}(\chi) + \mathcal{L}_{\text{damp}}\}\rho(\chi, t), \end{aligned} \quad (10)$$

where the first term

$$\mathcal{L}_{\text{coh}}\rho(\chi, t) = -i[H_S, \rho(\chi, t)] \quad (11)$$

describes the coherent evolution of the QD oscillator in Eq. (2). The second term accounts for the tunneling between the electrodes and the QD. Under the second-order Born-Markov approximation in terms of the system-electrode coupling, this term is given by (a detailed derivation is referred to Appendix A)

$$\begin{aligned}
\mathcal{L}_{\text{tun}}(\chi)\rho(\chi, t) = & -\frac{\Gamma_S}{2} \left[e^{-\frac{\chi}{\hbar}} c_0, \Upsilon_S^{(+)}(L_{\text{osc}})\rho(t) - \rho(t)\Upsilon_S^{(-)}(L_{\text{osc}}) \right] - \frac{\Gamma_S}{2} \left[c_0^\dagger e^{-\frac{\chi}{\hbar}}, \Upsilon_S^{(-)}(-L_{\text{osc}})\rho(t) - \rho(t)\Upsilon_S^{(+)}(-L_{\text{osc}}) \right] \\
& -\frac{\Gamma_D}{2} \left[e^{\frac{\chi}{\hbar}} c_0 \Upsilon_D^{(+)}(L_{\text{osc}})\rho(t) + \rho(t)\Upsilon_D^{(+)}(-L_{\text{osc}}) c_0^\dagger e^{\frac{\chi}{\hbar}} + c_0^\dagger e^{\frac{\chi}{\hbar}} \Upsilon_D^{(-)}(-L_{\text{osc}})\rho(t) + \rho(t)\Upsilon_D^{(-)}(L_{\text{osc}}) e^{\frac{\chi}{\hbar}} c_0 \right] \\
& +\frac{\Gamma_D}{2} \left[e^{\frac{\chi}{\hbar}} c_0 \rho(t) \Upsilon_D^{(-)}(L_S) + \Upsilon_D^{(-)}(-L_S) \rho(t) c_0^\dagger e^{\frac{\chi}{\hbar}} \right] e^{-i\chi} \\
& +\frac{\Gamma_D}{2} \left[c_0^\dagger e^{\frac{\chi}{\hbar}} \rho(t) \Upsilon_D^{(+)}(-L_S) + \Upsilon_D^{(+)}(L_S) \rho(t) e^{\frac{\chi}{\hbar}} c_0 \right] e^{i\chi}, \tag{12}
\end{aligned}$$

where the terms with Γ_S describe the tunneling of electrons between the source and the oscillator, and the term with Γ_D denotes those between the oscillator and the drain. The counting field χ is introduced to count the tunneled electrons from the drain into the QD (χ) or from the QD to the drain ($-\chi$). The counting statistics of transferred electrons between the source and the oscillator can also be accounted for in an analogous way if one introduces a corresponding counting field. Here, for compactness, we have introduced the following shorthand notations

$$\Upsilon_\nu^{(\pm)}(+L_{\text{osc}}) = \mathcal{S}^\dagger f_\nu^{(\pm)}(\tilde{\epsilon}_0 + L_{\text{osc}}) [c_0^\dagger F_\nu^\dagger] \mathcal{S}, \tag{13a}$$

$$\Upsilon_\nu^{(\pm)}(-L_{\text{osc}}) = \mathcal{S}^\dagger f_\nu^{(\pm)}(\tilde{\epsilon}_0 - L_{\text{osc}}) [F_\nu c_0] \mathcal{S}, \tag{13b}$$

where L_{osc} is the superoperator associated with the free oscillator Hamiltonian, i.e., $L_{\text{osc}}[\dots] = [H_{\text{osc}}, (\dots)]$, with $H_{\text{osc}} = \frac{p^2}{2m} + \frac{1}{2}m\omega^2 x^2$ the bare Hamiltonian of the oscillator; $f_\nu^{(+)}(\omega) = f_\nu(\omega)$ is the usual Fermi function in the source ($\nu = S$) or drain ($\nu = D$), and $f_\nu^{(-)}(\omega) \equiv 1 - f_\nu^{(+)}(\omega)$. The application of $\mathcal{S}^\dagger(\dots)\mathcal{S}$ is used to transform the master equation from the displaced picture back to the original basis. A detailed evaluation of the Eqs. (12) and (13) is given in Appendix A. It is worthwhile to mention that in the limit of large bias ($V \rightarrow \infty$), the Fermi functions $f_\nu^{(\pm)}(\tilde{\epsilon}_0 \pm L_{\text{osc}})$ in Eqs. (13a) and (13b) can be well approximated by either 1 or 0, such that the QME (10) reduces to the one widely used in

the literature for unidirectional transport [30]. In the limit when the harmonic oscillation frequency is much smaller than the coupling rates to the source, drain and phonon baths, the quantum master equation (10) is reduced to a classical rate equation which works at finite temperature and bias [32, 33, 42] (see also our derivation in Appendix B). Our work thus provides a unifying and compact formalism to account for transport through NEMS systems for arbitrary oscillator frequency, bias and electro-mechanical coupling quantum mechanically.

The last term in Eq. (10) accounts for the interaction of the oscillator with the heat bath, leading to mechanical damping of the oscillator. In second order perturbation, it is readily given by [43]

$$\mathcal{L}_{\text{damp}}\rho(t) = -i\frac{\gamma}{2}[x, \{p, \rho\}] - \gamma m\omega_0(\bar{N} + \frac{1}{2})[x, [x, \rho]], \tag{14}$$

where $\bar{N} = [e^{\beta_B\omega_0} - 1]^{-1}$ is the Bose-Einstein distribution at oscillator frequency ω_0 and inverse bath temperature $\beta_B = k_B T_B$.

Specifically, let us consider the reduced dynamics in the electronic subspaces: $|g\rangle$ and $|e\rangle$. The corresponding χ -resolved QME in Eq. (10) for the reduced density matrices $\rho_{gg}(t) = \langle g|\rho(t)|g\rangle$ and $\rho_{ee}(t) = \langle e|\rho(t)|e\rangle$ is given by (The off-diagonal reduced density matrices are dynamically decoupled from the diagonal ones and decay to zero in the steady state, and thus are irrelevant)

$$\begin{aligned}
\dot{\rho}_{gg} = & -i[H_{\text{osc}}, \rho_{gg}] - \frac{1}{2} \sum_\nu \Gamma_\nu \left\{ e^{\frac{\chi}{\hbar\nu}} \mathcal{S}_{11}^\dagger f_\nu^{(+)}(\tilde{\epsilon}_0 + L_{\text{osc}}) [F_\nu^\dagger] \rho_{gg} + \rho_{gg} f_\nu^{(+)}(\tilde{\epsilon}_0 - L_{\text{osc}}) [F_\nu] \mathcal{S}_{11} e^{\frac{\chi}{\hbar\nu}} \right\} \\
& + \frac{1}{2} \sum_\nu \Gamma_\nu^{(-i\chi)} \left\{ e^{\frac{\chi}{\hbar\nu}} \rho_{ee} \mathcal{S}_{11}^\dagger f_\nu^{(-)}(\tilde{\epsilon}_0 + L_{\text{osc}}) [F_\nu^\dagger] + f_\nu^{(-)}(\tilde{\epsilon}_0 - L_{\text{osc}}) [F_\nu] \mathcal{S}_{11} \rho_{ee} e^{\frac{\chi}{\hbar\nu}} \right\} + \mathcal{L}_{\text{damp}}\rho_{gg}, \tag{15a}
\end{aligned}$$

$$\begin{aligned}
\dot{\rho}_{ee} = & -i[H_{\text{osc}} - \mathcal{E}x, \rho_{ee}] + \frac{1}{2} \sum_\nu \Gamma_\nu^{(i\chi)} \left\{ e^{\frac{\chi}{\hbar\nu}} \rho_{gg} f_\nu^{(+)}(\tilde{\epsilon}_0 - L_{\text{osc}}) [F_\nu] \mathcal{S}_{11} + \mathcal{S}_{11}^\dagger f_\nu^{(+)}(\tilde{\epsilon}_0 + L_{\text{osc}}) [F_\nu^\dagger] \rho_{gg} e^{\frac{\chi}{\hbar\nu}} \right\} \\
& - \frac{1}{2} \sum_\nu \Gamma_\nu \left\{ e^{\frac{\chi}{\hbar\nu}} f_\nu^{(-)}(\tilde{\epsilon}_0 - L_{\text{osc}}) [F_\nu] \mathcal{S}_{11} \rho_{ee} + \rho_{ee} \mathcal{S}_{11}^\dagger f_\nu^{(-)}(\tilde{\epsilon}_0 + L_{\text{osc}}) [F_\nu^\dagger] e^{\frac{\chi}{\hbar\nu}} \right\} + \mathcal{L}_{\text{damp}}\rho_{ee}, \tag{15b}
\end{aligned}$$

where, for compactness, we have introduced $\Gamma_D^{(\pm i\chi)} = \Gamma_D e^{\pm i\chi}$ and $\Gamma_S^{(\pm i\chi)} = \Gamma_S$, since we only count elec-

tron transport between the oscillator and the drain, and $\mathcal{S}_{11} = \langle e|\mathcal{S}|e\rangle = e^{i\frac{\mathcal{E}p}{m\omega_0}}$. Note that each density matrix element ρ_{gg} or ρ_{ee} is still a matrix in the Hilbert space of the oscillator. Equation (15) provides a convenient starting point for evaluating various transport characteristics based on the FCS.

B. Electron counting statistics

The cumulant-generating function of the electron counting statistics is simply given by [40]

$$e^{\mathcal{F}(\chi,t)} = \text{tr}[\rho(\chi,t)], \quad (16)$$

where $\rho(\chi,t)$ is the solution of Eq. (10). In the stationary limit ($t \rightarrow \infty$), it has been revealed that the cumulant-generating function is determined by [41, 44–46]

$$\mathcal{F}(\chi,t) \rightarrow \Lambda_0(\chi)t, \quad (17)$$

where $\Lambda_0(\chi)$ is the unique eigenvalue that solves the eigenvalue problem for the total Liouvillian $\mathcal{W}(\chi)$ in Eq. (10)

$$\mathcal{W}(\chi)|0(\chi)\rangle\rangle = \Lambda_0(\chi)|0(\chi)\rangle\rangle \quad (18)$$

and satisfies $\Lambda_0(\chi \rightarrow 0) = 0$. Here $|0(\chi)\rangle\rangle$ is the right eigenvectors corresponding to $\Lambda_0(\chi)$. In the limit $\chi \rightarrow 0$, it reduces to the stationary solution of the quantum master equation (10) $|0\rangle\rangle \equiv |0(\chi=0)\rangle\rangle = \rho_{\text{st}}$. One may find this unique eigenvalue $\Lambda_0(\chi)$ in a spirit similar to the Rayleigh-Schrödinger perturbation theory [47]. To this end, we split the total Liouvillian $\mathcal{W}(\chi)$ in Eq. (10) into two parts

$$\mathcal{W}(\chi) = \mathcal{W}_0 + \overline{\mathcal{W}}(\chi), \quad (19)$$

where $\mathcal{W}_0 \equiv \mathcal{W}(\chi=0)$ is the ‘unperturbed’ part that solves for the stationary solution $\mathcal{W}_0|0\rangle\rangle = 0$. It corresponds to the zeroth order solution of Eq. (18) such that $\Lambda_0(\chi)$ can be considered as evolved adiabatically from $\Lambda_0(\chi=0) = 0$. Accordingly, one can introduce the left eigenvector $\langle\langle\tilde{0}|$ that satisfies $\langle\langle\tilde{0}|\mathcal{W}_0 = 0$, which corresponds to $\langle\langle\tilde{0}| = (1, 1, \dots)$ such that $\langle\langle\tilde{0}|0\rangle\rangle = 1$.

This further motivates us to introduce the projection operators $\mathcal{P} = |0\rangle\rangle\langle\langle\tilde{0}|$ and $\mathcal{Q} = 1 - \mathcal{P}$ satisfying $\mathcal{P}^2 = \mathcal{P}$, $\mathcal{Q}^2 = \mathcal{Q}$, and $\mathcal{P}\mathcal{Q} = \mathcal{Q}\mathcal{P} = 0$. With these definitions, the perturbation expansion can be carried out in terms of the perturbation operator $\overline{\mathcal{W}}(\chi) \equiv \mathcal{W}(\chi) - \mathcal{W}_0$. Applying the left eigenvector $\langle\langle\tilde{0}|$ on both sides of the eigenvalue equation (18), one arrives at

$$\Lambda_0(\chi) = \langle\langle\tilde{0}|\overline{\mathcal{W}}(\chi)|0(\chi)\rangle\rangle, \quad (20)$$

where we have used $\langle\langle\tilde{0}|\mathcal{W}_0 = 0$ and the conventional normalization $\langle\langle\tilde{0}|0(\chi)\rangle\rangle = 1$. It is readily found that $\Lambda_0(\chi)$ obeys the equation [47]

$$\Lambda_0(\chi) = \langle\langle\tilde{0}|\overline{\mathcal{W}}(\chi)| \sum_{n=0}^{\infty} \{\mathcal{R}[\Lambda_0(\chi) - \overline{\mathcal{W}}(\chi)]^n |0\rangle\rangle, \quad (21)$$

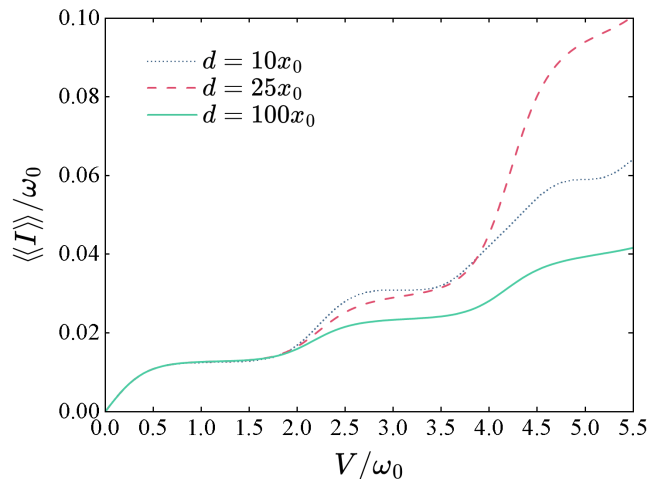


FIG. 2: The $I - V$ characteristics for three different electric fields (effective distances $d = 10x_0$, $d = 25x_0$, and $d = 100x_0$) where $x_0 = 1/\sqrt{2m\omega_0}$ is the zero-point uncertainty. The other plotting parameters are $\Gamma_S = \Gamma_D = 0.01\omega_0$, $\gamma = 0.02\omega_0$, $\lambda = 2x_0$, and electrode temperature $\beta = 10\omega_0^{-1}$. The heat bath temperature is 0.

where \mathcal{R} is a pseudoinverse operator $\mathcal{R} = \mathcal{Q}\mathcal{W}_0^{-1}\mathcal{Q}$. Equation (21) serves as a convenient starting point to evaluate the cumulants. Taylor expanding all the quantities around $\chi = 0$ as $\Lambda_0(\chi) = \sum_{k=1}^{\infty} \frac{(i\chi)^k}{k!} \langle\langle I^k \rangle\rangle$ and $\overline{\mathcal{W}}(\chi) = \sum_{k=1}^{\infty} \frac{(i\chi)^k}{k} \overline{\mathcal{W}}^{(k)}$, a recursive scheme can be established to evaluate the cumulants up to an arbitrary order, in principle. For instance, the first two cumulants are given by

$$\langle\langle I \rangle\rangle = \langle\langle\tilde{0}|\overline{\mathcal{W}}^{(1)}|0\rangle\rangle, \quad (22a)$$

$$\langle\langle I^2 \rangle\rangle = \langle\langle\tilde{0}|\overline{\mathcal{W}}^{(2)} - 2\overline{\mathcal{W}}^{(1)}\mathcal{R}\overline{\mathcal{W}}^{(1)}|0\rangle\rangle. \quad (22b)$$

Higher-order cumulants can be obtained in a recursive manner.

IV. RESULTS AND DISCUSSION

It has been observed in experiment that the steady-state current through an oscillator increases with bias in a ‘step-like’ manner [48]. This is due to the fact that whenever one more vibration energy level enters the bias window defined by the chemical potentials of the source and the drain, one more channel opens up for transport. In the limit of a large bias, it is predicted that the current reaches its maximum value, corresponding to the shuttling of one electron per each cycle ($\langle\langle I \rangle\rangle / \omega_0 = 2\pi$) for a weak mechanical damping [30]. In the low bias regime, the effective electric field becomes an important quantity that can influence nanoelectromechanical transport characteristics. Once an electron jumps onto the oscillator from the source, the charged oscillator is subject to an electrostatic force $e\mathcal{E}$, where $\mathcal{E} = V/d$ is the ef-

fective electric field. Energy is then pumped into the mechanical system. For a given bias V , a rise in \mathcal{E} (by reducing d) means more electric energy is invested into the mechanical system and thus pushes the oscillator to higher excited states such that one expects to observe an increased current.

To illustrate this, we plot in Fig. 2 the $I - V$ characteristics for various electric fields (via changing the effective distance d) with a weak damping. We observe that the current in general increases with bias in a “step-like” way, in agreement with the observations in experiments [48]. At $V = \omega_0$, only the ground-state mechanical level is available such that one observes equivalent currents under different electric fields.

As the bias increases, more vibration modes are activated and the current rises to the second plateau, where the electric field starts to influence the current, see for instance, different currents at $V = 3\omega_0$ in Fig. 2. For a small electric field ($d = 100x_0$), the lowest two vibrational modes (ground and first excited states) dominate, which is indicated by the phonon occupation probabilities of the oscillator $P(n) = \langle n | (\rho_{gg} + \rho_{ee}) | n \rangle$, as shown in Fig. 3(b). In the phase space of the oscillator’s quantum state represented by the Wigner function [43, 49]

$$W(X, P) = \int_{-\infty}^{+\infty} \frac{d\xi}{2\pi} \left\langle X - \frac{\xi}{2} \left| \rho_{\text{st}} \right| X + \frac{\xi}{2} \right\rangle e^{iP\xi}, \quad (23)$$

it simply shows a blurred spot at the center, see Fig. 3(a). As the electric field increases, more vibrational modes are involved, which are indicated in Fig. 3(d) for $d = 10x_0$. The corresponding Wigner distribution shows an enlarged spot at the center. As a result, one observes a larger current in comparison with that for a weak electric field. So far, the results are consistent with our naive expectation that an increased electric field should normally lead to an enhanced current at a given bias.

Strikingly, as the bias voltage increase to $V = 5\omega_0$, one finds a stronger electric field does not necessarily give rise to a larger current, as shown by the dashed and dotted curves in Fig. 2, where a stronger electric field ($d = 10x_0$) results in a smaller current than that of a medium electric field ($d = 25x_0$). That means the current does not increase monotonically with the electric field. For a detailed analysis, we unravel the stationary current into the forward and backward current contributions as

$$\langle\langle I \rangle\rangle = \langle\langle I_+ \rangle\rangle - \langle\langle I_- \rangle\rangle, \quad (24a)$$

where

$$\begin{aligned} \langle\langle I_+ \rangle\rangle = & \frac{\Gamma_D}{2} \text{Tr}_{\text{osc}} \left\{ e^{x/\lambda} \rho_{ee} \mathcal{S}_{11}^\dagger f_D^{(-)} (\tilde{\varepsilon}_0 + \mathcal{L}_{\text{osc}}) [F_D^\dagger] \right. \\ & \left. + f_D^{(-)} (\tilde{\varepsilon}_0 - \mathcal{L}_{\text{osc}}) [F_D] \mathcal{S}_{11} \rho_{ee} e^{x/\lambda} \right\}, \end{aligned} \quad (24b)$$

and

$$\begin{aligned} \langle\langle I_- \rangle\rangle = & \frac{\Gamma_D}{2} \text{Tr}_{\text{osc}} \left\{ e^{x/\lambda} \rho_{gg} f_D^{(+)} (\tilde{\varepsilon}_0 - \mathcal{L}_{\text{osc}}) [F_D] \mathcal{S}_{11} \right. \\ & \left. + \mathcal{S}_{11}^\dagger f_D^{(+)} (\tilde{\varepsilon}_0 + \mathcal{L}_{\text{osc}}) [F_D^\dagger] \rho_{gg} e^{x/\lambda} \right\}, \end{aligned} \quad (24c)$$

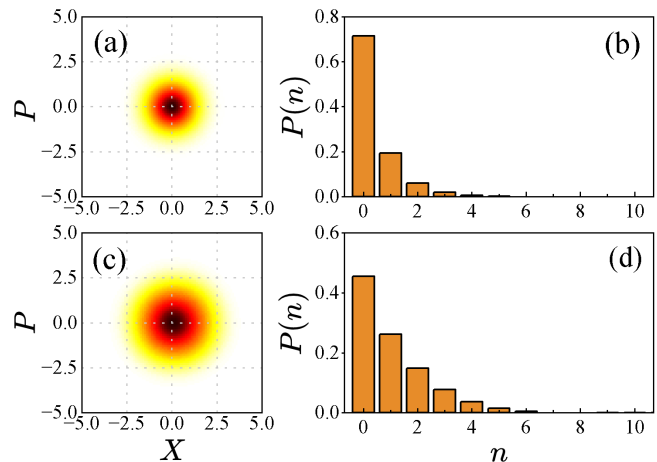


FIG. 3: (a) The Wigner function and (b) the phonon occupation probability distribution of the oscillator under the bias $V = 3\omega_0$ for a weak electric field corresponding to $d = 100x_0$. (c) The Wigner function and (d) the phonon occupation probability distribution at a strong electric field corresponding to $d = 10x_0$. The other plotting parameters are the same as those in Fig. 2.

are the forward current from the QD out to the drain and the backward current from the drain into the QD, respectively. They are derived from the χ -dependent quantum master equation (15). The results for the total stationary current $\langle\langle I \rangle\rangle$, its forward and backward components $\langle\langle I_+ \rangle\rangle$ and $\langle\langle I_- \rangle\rangle$, as well as the noise (in terms of the Fano factor $\langle\langle I^2 \rangle\rangle / \langle\langle I \rangle\rangle^2$) versus electric field \mathcal{E} with a given bias voltage $V = 5\omega_0$ are plotted in Fig. 4(a)-(d), respectively, for various dampings.

Let us first consider the situation of a weak damping ($\gamma = 0.02\omega_0$). As the electric field increases from $\mathcal{E} = 0$ to $\mathcal{E} \approx 0.25\omega_0/x_0$, more vibrational modes are activated and the oscillation amplitude increases. This leads to enhanced forward and backward currents, as seen in Figs. 4(b) and (c). Since the forward current dominates, one observes an increasing total current as shown in Fig. 4(a). The Fano factor, however, is strikingly different: It shows a turnover behavior. It first rises and reaches its maximum value roughly at $\mathcal{E} \approx 0.1\omega_0/x_0$ and then falls off with \mathcal{E} , see Fig. 4(d). We ascribe this turnover behavior to the transition from the random tunneling regime to the coexistence regime where both stochastic tunneling and high-energy oscillatory tunneling exist. For instance, at $\mathcal{E} = 0.05\omega_0/x_0$ (corresponding to an effective distance $d = 100x_0$) the electric field is not strong enough such that electrons can only be transported through the lowest vibrational modes, see the Wigner distribution and phonon occupation probability in Fig. 5(a)-(b). As \mathcal{E} increases to $0.2\omega_0/x_0$ (corresponding to an effective distance $d = 25x_0$), high-energy phonon states are activated and may even dominate, see Fig. 5(c)-(d). In the phase space, one finds a ring progressively evolving out of the central spot, a signature

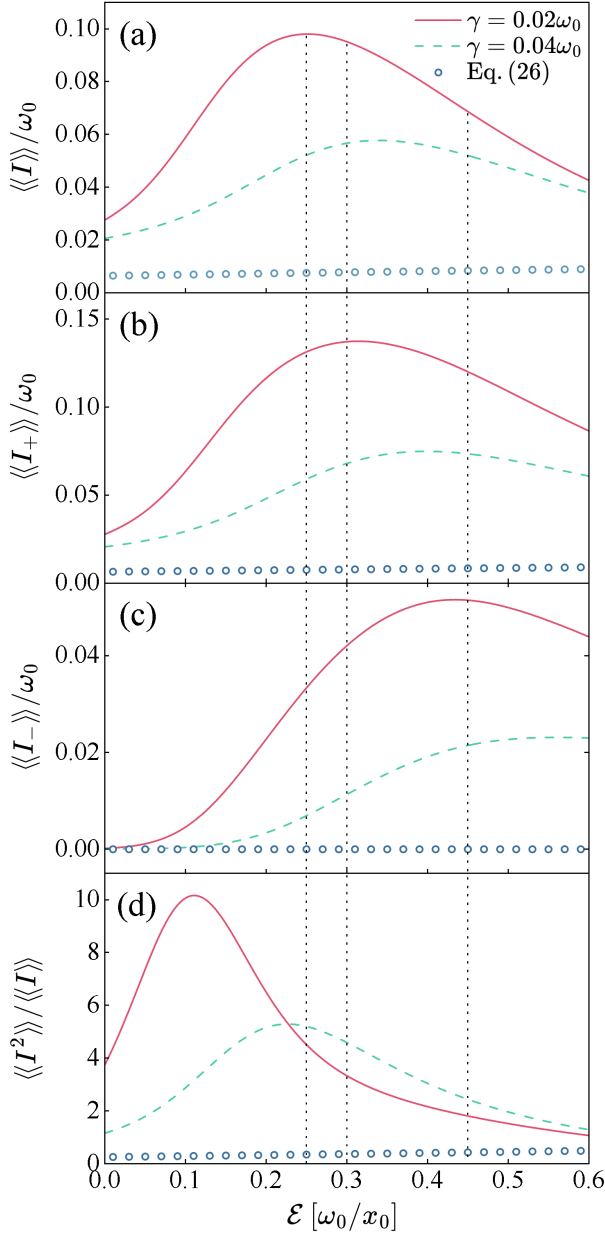


FIG. 4: The stationary current ($\langle\langle I \rangle\rangle$), forward ($\langle\langle I_+ \rangle\rangle$) and backward ($\langle\langle I_- \rangle\rangle$) components, and the Fano factor ($\langle\langle I^2 \rangle\rangle/\langle\langle I \rangle\rangle$) versus electric field under a given bias $V = 5\omega_0$ for various mechanical dampings. The other plotting parameters are the same as those in Fig. 2.

indicating at least partially electron shuttling behavior.

As the electric field rises from $\mathcal{E} \approx 0.25\omega_0/x_0$ to $\mathcal{E} \approx 0.3\omega_0/x_0$, the backward current increases more rapidly than the forward one [see Fig. 4(b) and (c)], which has a twofold effect on transport. First, due to the Coulomb blockade the oscillator cannot accommodate two electrons simultaneously. Once a backward tunneling electron occupies the QD, tunneling of a second electron from the left electrode to QD is not allowed, which suppresses

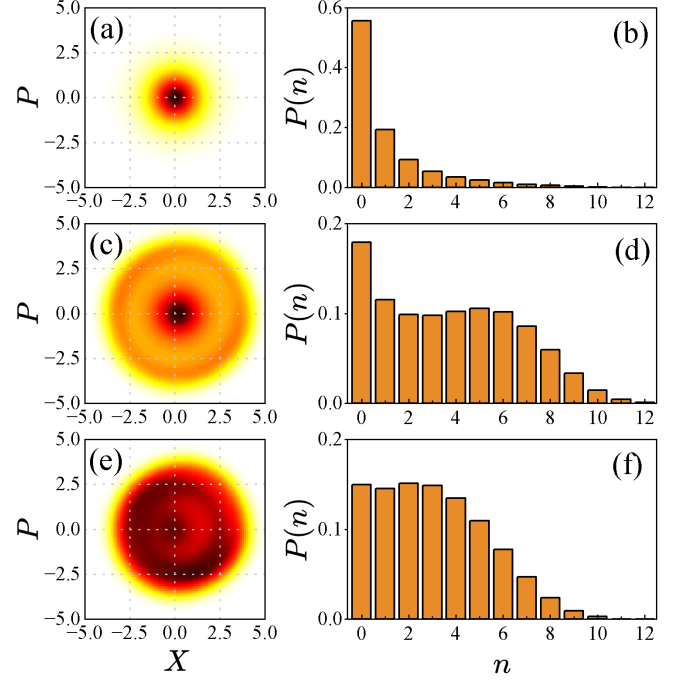


FIG. 5: (a) The Wigner distribution and (b) the phonon occupation probability distribution under the bias $V = 5\omega_0$ for a weak electric field $\mathcal{E} = 0.05\omega_0/x_0$ (corresponding to $d = 100x_0$). (c) and (d) are the corresponding results for $\mathcal{E} = 0.2\omega_0/x_0$ ($d = 25x_0$); (e) and (f) are the corresponding results for $\mathcal{E} = 0.5\omega_0/x_0$ ($d = 10x_0$). The other plotting parameters are the same as those in Fig. 2.

the forward tunneling events. Second, the rapid increase in the backward current itself leads to an inhibition of the total current [see Eq. (24a)]. As a result, the total current reaches its maximum value at $\mathcal{E} \approx 0.25\omega_0/x_0$ and then decreases with \mathcal{E} as shown in Fig. 4(a).

As the electric field further increases from $\mathcal{E} \approx 0.3\omega_0/x_0$ onwards, the backward current approaches gradually its maximum at roughly $\mathcal{E} \approx 0.45\omega_0/x_0$ and then decreases with \mathcal{E} . This is due to the fact that the backward moving electrons have to overcome not only the mechanical damping but also a stronger electric force. The system is inclined to work in the stochastic tunneling regime, which is indicated by the slightly decreased ring of the Wigner distribution as shown in Fig. 5(e) for $d = 10x_0$. As a result, the noise tends gradually to the Poissonian value $\langle\langle I^2 \rangle\rangle/\langle\langle I \rangle\rangle \rightarrow 1$, as shown in Fig. 4(d).

So far, we have analyzed the transport characteristics as a function of the electric field at a weak damping. As the mechanical damping increases, the oscillator dissipates its energy to the environment and relaxes to the ground state more rapidly. It reduces the probability of triggering periodic electronic shuttlings via excited vibrational modes. Thus the forward, backward, total currents, as well as the noise are all suppressed compared to the situation of weak damping. Furthermore, the peaks are all shifted towards the direction of a stronger electric

field, as it requires more energy to excite the oscillator in the case of a large damping. In the limit of very strong damping ($\gamma \gg \Gamma_L + \Gamma_R$), the oscillator gets quickly equilibrated between electron tunneling events. The dynamics would dominantly show two mechanically frozen charge states, i.e., the empty dot at rest in the oscillator's equilibrium position $|g\rangle \otimes |x_{\text{eq}} = 0\rangle$ and the charged dot in the shifted equilibrium position $|e\rangle \otimes |x_{\text{eq}} = \frac{e\mathcal{E}}{m\omega_0^2}\rangle$. The electronic and mechanical states are approximately decoupled as: $\rho_{gg}(t) = \sigma_{gg}(t)\rho_{\text{osc}}(g)$ and $\rho_{ee}(t) = \sigma_{ee}(t)\rho_{\text{osc}}(e)$, where $\rho_{\text{osc}}(\xi) = \frac{e^{-\beta(\xi|H_S|\xi)}}{\text{tr}_{\text{osc}}[e^{-\beta(\xi|H_S|\xi)}]}$ is the canonical state of the uncharged ($\xi = g$) and charged ($\xi = e$) harmonic oscillator. The quantum master equation (15) effectively reduces to

$$\dot{\sigma}_{gg}(t) = -\tilde{\Gamma}_S\sigma_{gg}(t) + \tilde{\Gamma}_D\sigma_{ee}(t), \quad (25a)$$

$$\dot{\sigma}_{ee}(t) = -\tilde{\Gamma}_D\sigma_{ee}(t) + \tilde{\Gamma}_S\sigma_{gg}(t), \quad (25b)$$

where the $\sigma_{gg/ee}$ are not matrices but c-numbers for the amplitudes of the empty and charged oscillator. It reproduces the equation for the two-state sequential tunneling process [50, 51], except for the difference of the renormalized tunneling rates $\tilde{\Gamma}_{S/D} = \Gamma_{S/D}\text{tr}_{\text{osc}}[e^{\mp\frac{2e\mathcal{E}}{\hbar}}\rho_{\text{osc}}(g/e)]$. In this so-called ‘‘renormalized tunneling’’ regime, the stationary current and its noise are readily obtained as [29]

$$\langle\langle I \rangle\rangle = \frac{\tilde{\Gamma}_S\tilde{\Gamma}_D}{\tilde{\Gamma}_S + \tilde{\Gamma}_D}, \quad (26a)$$

$$\frac{\langle\langle I^2 \rangle\rangle}{\langle\langle I \rangle\rangle} = \frac{\tilde{\Gamma}_S^2 + \tilde{\Gamma}_D^2}{(\tilde{\Gamma}_S + \tilde{\Gamma}_D)^2}. \quad (26b)$$

The total stationary current $\langle\langle I \rangle\rangle = \langle\langle I_+ \rangle\rangle$ and the noise are almost independent of the electric field, indicating that electron transfers through the lowest vibrational states and the electric field have a vanishing role to play. The corresponding Fano factor $\langle\langle I^2 \rangle\rangle/\langle\langle I \rangle\rangle$ stays well below 1, as shown by the dotted curve in Fig. 4(d).

The quantum master equations developed here also allows us to investigate the transport properties at a large bias. Crucially, in the limit of large bias, Eq. (15) reduces to the quantum master equation widely used in literature [30]. The current versus the electric field is plotted in Fig. 6 for different dampings, where the bias is assumed to be the largest energy scale. It is observed that the current increases from a low (‘‘renormalized tunneling’’) value to a high (‘‘shuttling’’) one in a step-like way, where the position of the step depends on the damping rate, cf. Fig. 6(a). The corresponding Fano factor shows a remarkable peak at the position of the current step, as shown in Fig. 6(b), indicating a strong coexistence of renormalized tunneling events and shuttling. For a larger damping, it requires more electric energy to excite the oscillator such that the step in the current and peak in the noise are both shifted towards the direction of the larger electric field. The peak in the Fano factor is relatively reduced for a larger damping, which implies a

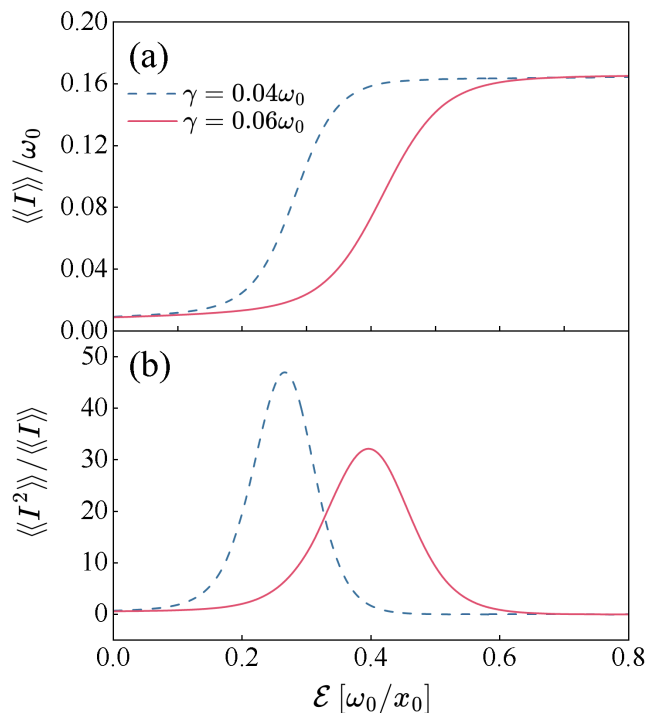


FIG. 6: (a) Current and (b) the Fano factor versus electric field for different dampings in the limit of a large bias. The other plotting parameters are the same as those in Fig. 2.

suppressed coexistence effect. Anyway, in the limit of a large bias the current increases monotonically with the electric field. We can thus conclude that the anomalous decreasing current with rising electric field is solely a unique effect at low bias.

V. CONCLUSIONS

In this work, we have developed a quantum master equation for transport through a nanoelectromechanical device based on the second-order perturbation expansion in the system-environment coupling. This fully quantum approach is valid for arbitrary bias voltages, electro-mechanical couplings, and finite temperatures. We observed an anomalous current-electric field characteristics at small bias, i.e., the current decreases with a rising electric field for a weak mechanical damping, in contrast to the situation of a large bias where the current never reduces with increasing electric field. Our investigation reveals that this unique feature is due to the fact that a larger electric field excites the oscillator to higher vibrational modes with a large oscillation amplitude, leading to an enhancement of backward electron tunneling events. Furthermore, the presence of a strong Coulomb interaction, for which double occupation is energetically prohibited, the rapid increase of backward tunneling events suppresses the forward current and eventually results in a suppressed current. In the oppo-

site limit of strong damping, the oscillator quickly dissipates its energy to the environment and relaxes to the ground state. Electrons are thus dominantly transported through the lowest vibrational state and the electric field has a vanishing role to play. The net stationary current and the noise are almost independent of the electric field. Our results demonstrate unambiguously the significance of the intriguing correlation between electronic and mechanical degrees of freedom in transport through a nanoelectromechanical device at low bias.

Acknowledgments

This work is supported by the National Natural Science Foundation of China (Grants No. 11774311 and No. 12005188) and China CEEC Educational Exchange Program (Grant No. 2023269). S.R. acknowledges support from Ministry of Science, Technological Development and Innovation of the Republic of Serbia (Grants No. 451-03-137/2025-03/200125 and 451-03-136/2025-03/200125). G.E. acknowledges the support by the National Natural Science Foundation of China (Grant No. W2432004). G.S. acknowledges financial support by the DFG through the CRC 1242 (Project-ID 278162697).

Appendix A: DERIVATION OF THE QME

Under the second-order Born-Markovian approximation in terms of the tunneling Hamiltonian Eq. (9) in

the displaced picture, the reduced density matrix satisfies [52, 53]

$$\begin{aligned} \frac{d}{dt}\tilde{\varrho}(t) &= - \int_0^\infty d\tau \text{tr}_B[\tilde{\mathbf{H}}_{\text{tun}}(t), [\tilde{\mathbf{H}}_{\text{tun}}(t-\tau), \tilde{\varrho}(t) \otimes \rho_B]] \\ &= - \int_0^\infty d\tau \{ \text{tr}_B[\tilde{\mathbf{H}}_{\text{tun}}(t)\tilde{\mathbf{H}}_{\text{tun}}(t-\tau)\tilde{\varrho}(t) \otimes \rho_B] \\ &\quad - \text{tr}_B[\tilde{\mathbf{H}}_{\text{tun}}(t)\tilde{\varrho}(t) \otimes \rho_B\tilde{\mathbf{H}}_{\text{tun}}(t-\tau)] \\ &\quad - \text{tr}_B[\tilde{\mathbf{H}}_{\text{tun}}(t-\tau)\tilde{\varrho}(t) \otimes \rho_B\tilde{\mathbf{H}}_{\text{tun}}(t)] \\ &\quad + \text{tr}_B[\tilde{\varrho}(t) \otimes \rho_B\tilde{\mathbf{H}}_{\text{tun}}(t-\tau)\tilde{\mathbf{H}}_{\text{tun}}(t)] \} \\ &= - [(I) + (II) + (III) + (IV)], \end{aligned} \quad (A1)$$

where ρ_B is the density matrix of the electrodes which are assumed to be in a local equilibrium, $\text{tr}_B[(\dots)]$ stands for the trace over the degrees of freedom of the electrodes, and $\tilde{\mathbf{H}}_{\text{tun}}(t) = e^{i\mathbf{H}_0 t}\mathbf{H}_{\text{tun}}e^{-i\mathbf{H}_0 t}$ is the tunneling Hamiltonian in the interaction picture defined in terms of the free Hamiltonian $\mathbf{H}_0 = \mathbf{H}_S + \mathbf{H}_{\text{el}}$.

There are totally four terms in Eq. (A1). Let us consider the calculation of the first term (I) as an example

$$\begin{aligned} (I) &= \frac{1}{2} \sum_{\nu\nu'kk'} \int_{-\infty}^\infty d\tau t_{\nu k} t_{\nu'k'}^* \text{tr}_B \{ [\tilde{F}_\nu(t)\tilde{c}_{\nu k}^\dagger(t)\tilde{c}_0(t)][\tilde{c}_0^\dagger(t-\tau)\tilde{c}_{\nu'k'}(t-\tau)\tilde{F}_{\nu'}^\dagger(t-\tau)]\tilde{\varrho}(t) \otimes \rho_B \\ &\quad + [\tilde{c}_0^\dagger(t)\tilde{c}_{\nu k}(t)\tilde{F}_\nu^\dagger(t)][\tilde{F}_{\nu'}(t-\tau)\tilde{c}_{\nu'k'}^\dagger(t-\tau)\tilde{c}_0(t-\tau)]\tilde{\varrho}(t) \otimes \rho_B \}, \end{aligned} \quad (A2)$$

where we have replaced $\int_0^\infty d\tau(\dots) = \frac{1}{2} \int_{-\infty}^\infty d\tau(\dots)$ which means we have neglected the energy renormalization [54], and the tilde is used to indicate a quantity in the interaction picture. The trace over the degrees of freedom of the electrodes gives rise to the correlation functions

$$\text{tr}_B\{\tilde{c}_{\nu k}^\dagger(t)\tilde{c}_{\nu'k'}(t-\tau)\rho_B\} = f_\nu^{(+)}(\epsilon_{\nu k})e^{i\epsilon_{\nu k}\tau}\delta_{\nu\nu'}\delta_{kk'}, \quad (A3)$$

$$\text{tr}_B\{\tilde{c}_{\nu k}(t)\tilde{c}_{\nu'k'}^\dagger(t-\tau)\rho_B\} = f_\nu^{(-)}(\epsilon_{\nu k})e^{-i\epsilon_{\nu k}\tau}\delta_{\nu\nu'}\delta_{kk'}, \quad (A4)$$

with $f_\nu^{(+)}(\epsilon_{\nu k})$ being the usual Fermi functions and $f_\nu^{(-)}(\epsilon_{\nu k}) = 1 - f_\nu^{(+)}(\epsilon_{\nu k})$. By transforming it back to the Schrödinger picture $\varrho(t) = e^{-i\mathbf{H}_S t}\tilde{\varrho}(t)e^{i\mathbf{H}_S t}$, we arrive at

$$\begin{aligned} (I) &\rightarrow \frac{1}{2} \sum_{\nu k} \int_{-\infty}^\infty d\tau |t_{\nu k}|^2 \{ F_\nu c_0 c_0^\dagger e^{-iH_{\text{osc}}\tau} F_\nu^\dagger e^{iH_{\text{osc}}\tau} f_\nu^{(+)}(\epsilon_{\nu k}) e^{i(\epsilon_{\nu k} - \tilde{\epsilon}_0)\tau} + c_0^\dagger F_\nu^\dagger e^{-iH_{\text{osc}}\tau} F_\nu e^{iH_{\text{osc}}\tau} c_0 f_\nu^{(-)}(\epsilon_{\nu k}) e^{-i(\epsilon_{\nu k} - \tilde{\epsilon}_0)\tau} \} \varrho(t) \\ &= \frac{1}{2} \sum_{\nu k} \int_{-\infty}^\infty d\tau |t_{\nu k}|^2 \{ F_\nu c_0 c_0^\dagger e^{-i(L_{\text{osc}} - \epsilon_{\nu k} + \tilde{\epsilon}_0)\tau} [F_\nu^\dagger] f_\nu^{(+)}(\epsilon_{\nu k}) + c_0^\dagger F_\nu^\dagger e^{-i(L_{\text{osc}} + \epsilon_{\nu k} - \tilde{\epsilon}_0)\tau} [F_\nu] c_0 f_\nu^{(-)}(\epsilon_{\nu k}) \} \varrho(t) \\ &= \pi \sum_{\nu k} |t_{\nu k}|^2 \{ F_\nu c_0 c_0^\dagger \delta(L_{\text{osc}} - \epsilon_{\nu k} + \tilde{\epsilon}_0) [F_\nu^\dagger] f_\nu^{(+)}(\epsilon_{\nu k}) + c_0^\dagger F_\nu^\dagger \delta(L_{\text{osc}} + \epsilon_{\nu k} - \tilde{\epsilon}_0) [F_\nu] c_0 f_\nu^{(-)}(\epsilon_{\nu k}) \} \varrho(t), \end{aligned} \quad (A5)$$

where we have introduced the superoperator associated with the free harmonic oscillator $L_{\text{osc}}(\dots) = [H_{\text{osc}}, (\dots)]$ satisfying $e^{-iL_{\text{osc}}\tau}[\dots] = e^{-iH_{\text{osc}}\tau}[\dots]e^{iH_{\text{osc}}\tau}$ with $H_{\text{osc}} = \frac{p^2}{2m} + \frac{1}{2}m\omega^2x^2$ the Hamiltonian of the free harmonic oscillator. By introducing the tunneling width due to coupling between the electrode ν QD $\Gamma_\nu(\omega) = 2\pi \sum_k |t_{\nu k}|^2 \delta(\omega - \epsilon_{\nu k})$, the first term (I) simplifies to

$$(I) \rightarrow \frac{1}{2} \sum_\nu \{F_\nu c_0 \Gamma_\nu(L_{\text{osc}} + \tilde{\epsilon}_0) f_\nu^{(+)}(L_{\text{osc}} + \tilde{\epsilon}_0) [c_0^\dagger F_\nu^\dagger] + c_0^\dagger F_\nu^\dagger \Gamma_\nu(-L_{\text{osc}} + \tilde{\epsilon}_0) f_\nu^{(-)}(-L_{\text{osc}} + \tilde{\epsilon}_0) [F_\nu c_0]\} \varrho(t). \quad (\text{A6})$$

In this work, we assume the wide-band limit such that the tunneling width is energy independent, i.e., $\Gamma_\nu(\omega) = \Gamma_\nu$. One thus has

$$(I) \rightarrow \frac{1}{2} \sum_\nu \Gamma_\nu \{F_\nu c_0 f_\nu^{(+)}(L_{\text{osc}} + \tilde{\epsilon}_0) [c_0^\dagger F_\nu^\dagger] + c_0^\dagger F_\nu^\dagger f_\nu^{(-)}(-L_{\text{osc}} + \tilde{\epsilon}_0) [F_\nu c_0]\} \varrho(t). \quad (\text{A7})$$

Finally, we transform it from the displaced picture back to the original basis via $\rho(t) = \mathcal{S}^\dagger \varrho(t) \mathcal{S}$ and arrive at

$$(I) \rightarrow \frac{1}{2} \sum_\nu \Gamma_\nu \{e^{\frac{x}{\lambda_\nu}} c_0 \Upsilon_\nu^{(+)}(L_{\text{osc}}) + c_0^\dagger e^{\frac{x}{\lambda_\nu}} \Upsilon_\nu^{(-)}(-L_{\text{osc}})\} \rho(t), \quad (\text{A8})$$

where we have introduced

$$\Upsilon_\nu^{(\pm)}(+L_{\text{osc}}) = \mathcal{S}^\dagger f_\nu^{(\pm)}(\tilde{\epsilon}_0 + L_{\text{osc}}) [c_0^\dagger F_\nu^\dagger] \mathcal{S}, \quad (\text{A9a})$$

$$\Upsilon_\nu^{(\pm)}(-L_{\text{osc}}) = \mathcal{S}^\dagger f_\nu^{(\pm)}(\tilde{\epsilon}_0 - L_{\text{osc}}) [F_\nu c_0] \mathcal{S}. \quad (\text{A9b})$$

The other three terms (II), (III), and (IV) in Eq. (A1) can be evaluated in an analogous manner. By collecting all these four terms and including the counting fields by following a standard procedure [40, 41, 55], one eventually arrives at Eq. (12).

Appendix B: Classical Limit

To obtain the classical limit of the quantum master equation (10), we consider each term therein. The first term

$$\mathcal{L}_{\text{coh}} \rho(t) = -i[H_S, \rho(t)] \quad (\text{B1})$$

describes the coherent evolution of the reduced system (QD-plus-oscillator) in Eq. (2). In the classical limit, this term reduces to [33]

$$\mathcal{L}_{\text{coh}} \rho(t) \mapsto -v \frac{\partial}{\partial x} + \frac{\partial}{\partial v} \left[\frac{k}{m} x - \frac{e\mathcal{E}}{m} \xi \right] P_\xi(x, v; t), \quad (\text{B2})$$

where $P_\xi(x, v; t)$ is the probability density at time t to find the oscillator at position x and velocity v for an empty ($\xi = 0$) or occupied ($\xi = 1$) oscillator.

The third term in Eq. (10) accounts for the interaction of the oscillator with the heat bath, with its explicit form

given by Eq. (14). In the classical limit $\hbar \rightarrow 0$ and making the replacement $\gamma = \gamma'/m$, it reduces to

$$\mathcal{L}_{\text{damp}} \rho(t) \mapsto \frac{\partial}{\partial v} \left[\frac{\gamma'}{m} v + \frac{\gamma'}{\beta_B m^2} \frac{\partial}{\partial v} \right] P_\xi(x, v; t). \quad (\text{B3})$$

Equations (B2) and (B3) together reproduce the generator for the dot occupation ξ as shown in Ref. [33]:

$$L_\xi = -v \frac{\partial}{\partial x} + \frac{\partial}{\partial v} \left[\frac{k}{m} x + \frac{\gamma'}{m} v - \frac{e\mathcal{E}}{m} \xi + \frac{\gamma'}{\beta_B m^2} \frac{\partial}{\partial v} \right]. \quad (\text{B4})$$

To obtain the classical limit of the second term in Eq. (10), we first expand the involved Fermi functions in Eqs. (A9) as follows:

$$f_\nu^{(\pm)}(\tilde{\epsilon}_0 \pm L_{\text{osc}}) \approx f_\nu^{(\pm)}(z)|_{z=\tilde{\epsilon}_0} + \partial_z f_\nu^{(\pm)}(z)|_{z=\tilde{\epsilon}_0} (\pm L_{\text{osc}}) + \frac{1}{2} \partial_z^2 f_\nu^{(\pm)}(z)|_{z=\tilde{\epsilon}_0} (\pm L_{\text{osc}})^2 + \dots \quad (\text{B5})$$

Equations (A9) then become

$$\begin{aligned} \Upsilon_{\nu n}^{(\pm)}(+L_{\text{osc}}) &= f_\nu^{(\pm)}(\tilde{\epsilon}_0) [c_0^\dagger e^{\frac{x}{\lambda_\nu}}] \\ &\quad + \partial_z f_\nu^{(\pm)}(z)|_{z=\tilde{\epsilon}_0} [\tilde{H}_{\text{osc}}, c_0^\dagger e^{\frac{x}{\lambda_\nu}}] \\ &\quad + \partial_z^2 f_\nu^{(\pm)}(z)|_{z=\tilde{\epsilon}_0} [\tilde{H}_{\text{osc}}, [\tilde{H}_{\text{osc}}, c_0^\dagger e^{\frac{x}{\lambda_\nu}}]] \\ &\quad + \dots, \end{aligned} \quad (\text{B6a})$$

$$\begin{aligned} \Upsilon_{\nu n}^{(\pm)}(-L_{\text{osc}}) &= f_\nu^{(\pm)}(\tilde{\epsilon}_0) [e^{\frac{x}{\lambda_\nu}} c_0] \\ &\quad - \partial_z f_\nu^{(\pm)}(z)|_{z=\tilde{\epsilon}_0} [\tilde{H}_{\text{osc}}, e^{\frac{x}{\lambda_\nu}} c_0] \\ &\quad + \partial_z^2 f_\nu^{(\pm)}(z)|_{z=\tilde{\epsilon}_0} [\tilde{H}_{\text{osc}}, [\tilde{H}_{\text{osc}}, e^{\frac{x}{\lambda_\nu}} c_0]] \\ &\quad + \dots, \end{aligned} \quad (\text{B6b})$$

where we have used $\mathcal{S}^\dagger (c_0^\dagger F_\nu^\dagger) \mathcal{S} = c_0^\dagger e^{\frac{x}{\lambda_\nu}}$, $\mathcal{S}^\dagger (F_\nu c_0) \mathcal{S} = e^{\frac{x}{\lambda_\nu}} c_0$, and

$$\begin{aligned} \tilde{H}_{\text{osc}} &= \mathcal{S}^\dagger H_{\text{osc}} \mathcal{S} \\ &= \hbar\omega_0 \left(a^\dagger a + \frac{1}{2} \right) - \left(e\mathcal{E}x - \frac{e^2 \mathcal{E}^2}{2m\omega_0^2} \right) c_0^\dagger c_0. \end{aligned} \quad (\text{B7})$$

In the limit $\omega_0 \rightarrow 0$, one approximately has

$$\begin{aligned} [\tilde{H}_{\text{osc}}, c_0^\dagger e^{\frac{x}{\lambda_\nu}}] &\approx - \left(e\mathcal{E}x - \frac{e^2\mathcal{E}^2}{2m\omega_0^2} \right) c_0^\dagger e^{\frac{x}{\lambda_\nu}} \\ [\tilde{H}_{\text{osc}}, [\tilde{H}_{\text{osc}}, c_0^\dagger e^{\frac{x}{\lambda_\nu}}]] &\approx \left[- \left(e\mathcal{E}x - \frac{e^2\mathcal{E}^2}{2m\omega_0^2} \right) \right]^2 c_0^\dagger e^{\frac{x}{\lambda_\nu}}, \end{aligned} \quad (\text{B8a})$$

$$\begin{aligned} [\tilde{H}_{\text{osc}}, e^{\frac{x}{\lambda_\nu}} c_0] &\approx \left(e\mathcal{E}x - \frac{e^2\mathcal{E}^2}{2m\omega_0^2} \right) e^{\frac{x}{\lambda_\nu}} c_0 \\ [\tilde{H}_{\text{osc}}, [\tilde{H}_{\text{osc}}, e^{\frac{x}{\lambda_\nu}} c_0]] &\approx \left(e\mathcal{E}x - \frac{e^2\mathcal{E}^2}{2m\omega_0^2} \right)^2 e^{\frac{x}{\lambda_\nu}} c_0. \end{aligned} \quad (\text{B8b})$$

By substituting Eqs. (B8) into Eqs. (B6), we arrive at

$$\Upsilon_\nu^{(\pm)}(+L_{\text{osc}}) \approx f_\nu^{(\pm)}(\tilde{\varepsilon}_x) c_0^\dagger e^{\frac{x}{\lambda_\nu}}, \quad (\text{B9a})$$

$$\Upsilon_\nu^{(\pm)}(-L_{\text{osc}}) \approx f_\nu^{(\pm)}(\tilde{\varepsilon}_x) e^{\frac{x}{\lambda_\nu}} c_0, \quad (\text{B9b})$$

where we have introduced $\tilde{\varepsilon}_x = \varepsilon_0 - \frac{e^2\mathcal{E}^2}{2m\omega_0^2} - e\mathcal{E}x$. Inserting Eqs. (B9) into Eq. (12), we find (for $\chi = 0$)

$$\mathcal{L}_{\text{tun}}\rho(t) = - \sum_{\nu=S,D} \frac{\Gamma_\nu}{2} \left\{ \left[c_0 e^{\frac{x}{\lambda_\nu}}, f_\nu^{(+)}(\tilde{\varepsilon}_x) c_0^\dagger e^{\frac{x}{\lambda_\nu}} \rho(t) - \rho(t) f_\nu^{(-)}(\tilde{\varepsilon}_x) c_0^\dagger e^{\frac{x}{\lambda_\nu}} \right] + \left[c_0^\dagger e^{\frac{x}{\lambda_\nu}}, f_\nu^{(-)}(\tilde{\varepsilon}_x) c_0 e^{\frac{x}{\lambda_\nu}} \rho(t) - \rho(t) f_\nu^{(+)}(\tilde{\varepsilon}_x) c_0 e^{\frac{x}{\lambda_\nu}} \right] \right\}. \quad (\text{B10})$$

In the classical limit ($\hbar \rightarrow 0$), the operator x is mapped to a c -number such that

$$\begin{aligned} \mathcal{L}_{\text{tun}}\rho(t) &\mapsto \sum_{\nu=S,D} \Gamma_\nu f_\nu^{(+)}(\tilde{\varepsilon}_x) e^{\frac{2x}{\lambda_\nu}} \mathcal{D}[c_0^\dagger] P(x, v; t) \\ &\quad + \sum_{\nu=S,D} \Gamma_\nu f_\nu^{(-)}(\tilde{\varepsilon}_x) e^{\frac{2x}{\lambda_\nu}} \mathcal{D}[c_0] P(x, v; t) \\ &= \sum_{\xi'} R_{\xi\xi'}(x) P_{\xi'}(x, v; t), \end{aligned} \quad (\text{B11})$$

where $\mathcal{D}[A]\rho(t) = A\rho(t)A^\dagger - \frac{1}{2}\{A^\dagger A, \rho(t)\}$ is the Lind-

blad superoperator and $R_{\xi\xi'}(x)$ is implicitly defined in Eq. (B11). By collecting Eqs. (B4) and (B11), one finally arrives at the classical limit of the quantum master equation (10) as shown in Refs. [32, 33, 42]:

$$\frac{\partial}{\partial t} P_\xi(x, v; t) = L_\xi P_\xi(x, v; t) + \sum_{\xi'} R_{\xi\xi'}(x) P_{\xi'}(x, v; t), \quad (\text{B12})$$

where L_ξ is given in Eq. (B4).

-
- [1] A. Metelmann, Nat. Phys. **19**, 1559–1560 (2023), URL <https://doi.org/10.1038/s41567-023-02138-9>.
- [2] M. Bild, M. Fadel, Y. Yang, U. von Lüpke, P. Martin, A. Bruno, and Y. Chu, Science **380**, 274 (2023), URL <https://www.science.org/doi/abs/10.1126/science.adf7548>.
- [3] Y. Yang, I. Kladarić, M. Drimmer, U. von Lüpke, D. Lenterman, J. Bus, S. Marti, M. Fadel, and Y. Chu, Science **386**, 783 (2024), URL <https://www.science.org/doi/abs/10.1126/science.adr2464>.
- [4] A. Youssefi, S. Kono, M. Chegnizadeh, and T. J. Kippenberg, Nat. Phys. **19**, 1697–1702 (2023), URL <https://doi.org/10.1038/s41567-023-02135-y>.
- [5] R. I. Shekhter, Y. Galperin, L. Y. Gorelik, A. Isacsson, and M. Jonson, J. Phys.: Condens. Matt. **15**, R441 (2003), URL <https://dx.doi.org/10.1088/0953-8984/15/12/201>.
- [6] M. Galperin, M. A. Ratner, and A. Nitzan, J. Phys.: Condens. Matt. **19**, 103201 (2007), URL <https://dx.doi.org/10.1088/0953-8984/19/10/103201>.
- [7] L. Wei, X. Kuai, Y. Bao, J. Wei, L. Yang, P. Song, M. Zhang, F. Yang, and X. Wang, Micromachines **12**, 724 (2021), URL <https://doi.org/10.3390/mi12060724>.
- [8] D. Mozyrsky and I. Martin, Phys. Rev. Lett. **89**, 018301 (2002), URL <https://link.aps.org/doi/10.1103/PhysRevLett.89.018301>.
- [9] D. Mozyrsky, I. Martin, and M. B. Hastings, Phys. Rev. Lett. **92**, 018303 (2004), URL <https://link.aps.org/doi/10.1103/PhysRevLett.92.018303>.
- [10] S. Etaki, M. Poot, I. Mahboob, K. Onomitsu, H. Yamaguchi, and H. S. J. van der Zant, Nat. Phys **4**, 785–788 (2008), URL <https://doi.org/10.1038/nphys1057>.
- [11] M. P. Blencowe and M. N. Wybourne, Appl. Phys. Lett. **77**, 3845 (2000), URL <https://doi.org/10.1063/1.1331090>.
- [12] G. Anetsberger, E. Gavartin, O. Arcizet, Q. P. Unterreithmeier, E. M. Weig, M. L. Gorodetsky, J. P. Kotthaus, and T. J. Kippenberg, Phys. Rev. A **82**, 061804 (2010), URL <https://link.aps.org/doi/10.1103/PhysRevA.82.061804>.
- [13] A. N. Cleland and M. L. Roukes, Nature **392**, 160–162 (1998), URL <https://doi.org/10.1038/32373>.
- [14] H. B. Meerwaldt, G. Labadze, B. H. Schneider,

- A. Taspinar, Y. M. Blanter, H. S. J. van der Zant, and G. A. Steele, Phys. Rev. B **86**, 115454 (2012), URL <https://link.aps.org/doi/10.1103/PhysRevB.86.115454>.
- [15] J. Zhao, H. Ding, and J. Xie, Appl. Phys. Lett. **106**, 233505 (2015), URL <https://doi.org/10.1063/1.4922458>.
- [16] J. Twamley, D. W. Utami, H.-S. Goan, and G. Milburn, New J. Phys. **8**, 63 (2006), URL <https://dx.doi.org/10.1088/1367-2630/8/5/063>.
- [17] D. Rugar, R. Budakian, R. Budakian, H. J. Mamin, and B. W. Chui, Nature **430**, 329 (2004), URL <https://doi.org/10.1038/nature02658>.
- [18] N. Lambert, I. Mahboob, M. Pioro-Ladrière, Y. Tokura, S. Tarucha, and H. Yamaguchi, Phys. Rev. Lett. **100**, 136802 (2008), URL <https://link.aps.org/doi/10.1103/PhysRevLett.100.136802>.
- [19] K. Jensen, K. Kim, and A. Zettl, Nat. Nanotech. **3**, 533–537 (2008), URL <https://doi.org/10.1038/nnano.2008.200>.
- [20] X.-W. Lei, T. Natsuki, J.-X. Shi, and Q.-Q. Ni, J. Appl. Phys. **113**, 154313 (2013), URL <https://doi.org/10.1063/1.4802438>.
- [21] J. Chaste, A. Eichler, J. Moser, G. Ceballos, R. Rurali, and A. Bachtold, Nat. Nanotech. **7**, 301–304 (2012), URL <https://doi.org/10.1038/nnano.2012.42>.
- [22] J. Zhao, C. Sun, N. Kacem, H. Wang, R. Gao, P. Liu, and Y. Huang, J. Appl. Phys. **124**, 164503 (2018), URL <https://doi.org/10.1063/1.5050179>.
- [23] L. Y. Gorelik, A. Isacsson, M. V. Voinova, B. Kasemo, R. I. Shekhter, and M. Jonson, Phys. Rev. Lett. **80**, 4526 (1998), URL <https://link.aps.org/doi/10.1103/PhysRevLett.80.4526>.
- [24] A. Isacsson, L. Y. Gorelik, M. V. Voinova, B. Kasemo, R. I. Shekhter, and M. Jonson, Physica B: Condensed Matter **255**, 150 (1998), ISSN 0921-4526, URL <https://www.sciencedirect.com/science/article/pii/S0921452698004633>.
- [25] C. Weiss and W. Zwerger, **47**, 97 (1999), URL <https://dx.doi.org/10.1209/epl/i1999-00357-4>.
- [26] T. Nord, L. Y. Gorelik, R. I. Shekhter, and M. Jonson, Phys. Rev. B **65**, 165312 (2002), URL <https://link.aps.org/doi/10.1103/PhysRevB.65.165312>.
- [27] K. D. McCarthy, N. Prokof'ev, and M. T. Tuominen, Phys. Rev. B **67**, 245415 (2003), URL <https://link.aps.org/doi/10.1103/PhysRevB.67.245415>.
- [28] A. Donarini, T. Novotný, and A.-P. Jauho, New J. Phys. **7**, 237 (2005), URL <https://dx.doi.org/10.1088/1367-2630/7/1/237>.
- [29] T. Novotný, A. Donarini, C. Flindt, and A.-P. Jauho, Phys. Rev. Lett. **92**, 248302 (2004), URL <https://link.aps.org/doi/10.1103/PhysRevLett.92.248302>.
- [30] T. Novotny, A. Donarini, and A. Jauho, Phys. Rev. Lett. **90**, 256801 (2003), URL <https://link.aps.org/doi/10.1103/PhysRevLett.90.256801>.
- [31] A. D. Armour and A. MacKinnon, Phys. Rev. B **66**, 035333 (2002), URL <https://link.aps.org/doi/10.1103/PhysRevB.66.035333>.
- [32] C. W. Wächtler, P. Strasberg, S. H. L. Klapp, G. Schaller, and C. Jarzynski, New J. Phys. **21**, 073009 (2019), URL <https://dx.doi.org/10.1088/1367-2630/ab2727>.
- [33] P. Strasberg, C. W. Wächtler, and G. Schaller, Phys. Rev. Lett. **126**, 180605 (2021), URL <https://link.aps.org/doi/10.1103/PhysRevLett.126.180605>.
- [34] C. W. Wächtler and J. Cerrillo, Phys. Rev. Appl. **18**, 014011 (2022), URL <https://link.aps.org/doi/10.1103/PhysRevApplied.18.014011>.
- [35] W. Lai, C. Zhang, and Z. Ma, Front. Phys. **10**, 59 (2015), URL <https://doi.org/10.1007/s11467-014-0443-z>.
- [36] W. Lai, Y. Cao, and Z. Ma, J. Phys.: Condens. Matter. **24**, 175301 (2012), URL <https://dx.doi.org/10.1088/0953-8984/24/17/175301>.
- [37] C. W. Gardiner and P. Zoller, *Quantum Noise* (Springer-Verlag, Berlin, 1999), 2nd edition.
- [38] G. D. Mahan, *Many-Particle Physics* (Plenum, New York, 1990).
- [39] I. G. Lang and Y. A. Firsov, J. Exptl. Theoret. Phys. (U.S.S.R.) **43**, 1843 (1962), URL <https://ui.adsabs.harvard.edu/abs/1963JETP...16.1301L>.
- [40] M. Esposito, U. Harbola, and S. Mukamel, Rev. Mod. Phys. **81**, 1665 (2009), URL <https://doi.org/10.1103/RevModPhys.81.1665>.
- [41] D. A. Bagrets and Y. V. Nazarov, Phys. Rev. B **67**, 085316 (2003), URL <https://doi.org/10.1103/PhysRevB.67.085316>.
- [42] C. W. Wächtler, P. Strasberg, and G. Schaller, Phys. Rev. Appl. **12**, 024001 (2019), URL <https://link.aps.org/doi/10.1103/PhysRevApplied.12.024001>.
- [43] D. Kohen, C. C. Marson, and D. J. Tannor, J. Chem. Phys. **107**, 5236 (1997), URL <https://doi.org/10.1063/1.474887>.
- [44] C. W. Groth, B. Michaelis, and C. W. J. Beenakker, Phys. Rev. B **74**, 125315 (2006), URL <https://link.aps.org/doi/10.1103/PhysRevB.74.125315>.
- [45] C. Flindt, T. Novotny, and A.-P. Jauho, Europhys. Lett. **69**, 475 (2005), URL <https://doi.org/10.1209/epl/i2004-10351-x>.
- [46] G. Kießlich, P. Samuelsson, A. Wacker, and E. Schöll, Phys. Rev. B **73**, 033312 (2006), URL <https://doi.org/10.1103/PhysRevB.73.033312>.
- [47] C. Flindt, T. Novotný, A. Braggio, and A.-P. Jauho, Phys. Rev. B **82**, 155407 (2010), URL <https://doi.org/10.1103/PhysRevB.82.155407>.
- [48] H. Park, J. Park, A. K. L. Lim, E. H. Anderson, A. P. Alivisatos, and I. L. McEuen, Nature **407**, 57 (2000), URL <https://www.nature.com/articles/35024031>.
- [49] R. C. Iotti, F. Dolcini, and F. Rossi, Phys. Rev. B **96**, 115420 (2017), URL <https://doi.org/10.1103/PhysRevB.96.115420>.
- [50] Y. M. Blanter and M. Büttiker, Phys. Rep. **336**, 1 (2000), URL [https://doi.org/10.1016/S0370-1573\(99\)00123-4](https://doi.org/10.1016/S0370-1573(99)00123-4).
- [51] S. A. Gurvitz and Y. S. Prager, Phys. Rev. B **53**, 15932 (1996), URL <https://doi.org/10.1103/PhysRevB.53.15932>.
- [52] X. Q. Li, J. Y. Luo, Y. G. Yang, P. Cui, and Y. J. Yan, Phys. Rev. B **71**, 205304 (2005), URL <https://doi.org/10.1103/PhysRevB.71.205304>.
- [53] R. X. Xu and Y. J. Yan, J. Chem. Phys. **116**, 9196 (2002), URL <https://doi.org/10.1063/1.1474579>.
- [54] H. P. Breuer and F. Petruccione, *The Theory of Open Quantum Systems* (Oxford University Press, New York, 2007).
- [55] Y. V. Nazarov (Ed.), *Quantum Noise in Mesoscopic Physics* (Kluwer Academic Publishers, Dordrecht, 2003).