

Bayes and Biased Estimators Without Hyper-parameter Estimation: Comparable Performance to the Empirical-Bayes-Based Regularized Estimator*

Yue Ju¹, Bo Wahlberg¹, Håkan Hjalmarsson¹

Abstract—Regularized system identification has become a significant complement to more classical system identification. It has been numerically shown that kernel-based regularized estimators often perform better than the maximum likelihood estimator in terms of minimizing mean squared error (MSE). However, regularized estimators often require hyper-parameter estimation. This paper focuses on ridge regression and the regularized estimator by employing the empirical Bayes hyper-parameter estimator. We utilize the excess MSE to quantify the MSE difference between the empirical-Bayes-based regularized estimator and the maximum likelihood estimator for large sample sizes. We then exploit the excess MSE expressions to develop both a family of generalized Bayes estimators and a family of closed-form biased estimators. They have the same excess MSE as the empirical-Bayes-based regularized estimator but eliminate the need for hyper-parameter estimation. Moreover, we conduct numerical simulations to show that the performance of these new estimators is comparable to the empirical-Bayes-based regularized estimator, while computationally, they are more efficient.

Index Terms—ridge regression, asymptotic theory, empirical Bayes hyper-parameter estimator, Bayes estimator, biased estimator

I. INTRODUCTION

Classical system identification deals with the problem of estimating model parameters of dynamical systems based on observed data using the maximum likelihood (ML) or prediction error (PE) method [10]. For linear regression models with Gaussian distributed measurement noise with zero mean and known variance, it is well-known that the ML estimator is unbiased, see, e.g., [6], [10]. However, the ML estimator may have a large variance and thus have a large MSE, in particular for an ill-conditioned regression matrix. In this case, a well-designed biased estimator can achieve a better bias-variance trade-off.

Kernel-based regularized estimators, known as regularized system identification [12], [13], are a family of biased estimators that complement classical system identification. The design, implementation, and theoretical analysis of regularized estimators have been thoroughly investigated. The design of

kernels based on given information has been discussed in [1], [4], [5], [14]–[16], [23]. Efficient implementations of regularized estimators and the corresponding hyper-parameter estimation have been considered in [2], [3], [18], [19], [22]. The asymptotic properties of regularized estimators and their corresponding hyper-parameter estimators for large sample sizes have been explored in [7], [8], [11], [17], [20].

In this work, we focus on linear regression models and the Tikhonov regularized estimator for ridge regression. It can also be interpreted as an empirical Bayes (EB) estimator, which is equipped with a Gaussian weighting function with a zero mean and an identity covariance matrix scaled by a scalar data-dependent hyper-parameter estimator. In this paper, we apply the EB hyper-parameter estimator [12]. It corresponds to solving a non-convex optimization problem and has no closed-form solution.

The objective of this paper is to design novel hyper-parameter free estimators with performance close to that of the EB-based regularized estimator. The MSE is a common performance measure for estimators. However, the MSE of the EB-based regularized estimator is analytically intractable for finite sample sizes. To solve this issue, we have proposed an asymptotic criterion in [20]: the excess MSE (XMSE), which quantifies the difference in MSE between the EB-based regularized estimator and the ML estimator for large sample sizes. The interest in the XMSE stems from the fact that it can be computed analytically for many estimators [20]. In particular, we assume that the limit of the Gram matrix, whose entry is the inner product of columns of the regression matrix, is an identity matrix. For this setting, we will exploit the explicit XMSE expressions present in [20, Theorem 2] to design new estimators that have the same XMSE as the EB-based regularized estimator. Our main contributions are:

- 1) We utilize the XMSE expression for generalized Bayes estimators given in [20, Corollary 2.1] to develop a family of generalized Bayes estimators. They have the same XMSE as the EB-based regularized estimator, but being Bayes estimators, they do not depend on hyper-parameters that need to be estimated.
- 2) We derive an explicit XMSE expression for a biased estimator with a specific form. Based on this, we design a family of biased estimators in closed form, which have the same XMSE as the EB-based regularized estimator.
- 3) We conduct numerical simulations to show that the performance of these new estimators is comparable to that of the EB-based regularized estimator, while they

*This work was supported by VINNOVA Competence Center AdBIO-PRO, contract [2016-05181] and by the Swedish Research Council through the research environment NewLEADS (New Directions in Learning Dynamical Systems), contract [2016-06079], and contract [2019-04956].

¹Yue Ju, Bo Wahlberg, and Håkan Hjalmarsson are now with Division of Decision and Control Systems, School of Electrical Engineering and Computer Science, KTH Royal Institute of Technology, 10044 Stockholm, Sweden (e-mails: yuej@kth.se, bo@kth.se, hjalmar@kth.se). Håkan Hjalmarsson is also with the Competence Centre for Advanced BioProduction by Continuous Processing, AdBIOPRO.

are computationally more efficient.

The remaining part of this paper is organized as follows. In Section II, we present preliminaries on the ML and regularized estimation for linear regression models and give the problem statement. In Section III, we provide a family of explicit weighting functions, and the corresponding generalized Bayes estimators have the same XMSE as the EB-based regularized estimator. In Section IV, we establish a family of biased estimators in closed form that have the same XMSE as the EB-based regularized estimator. In Section V, we perform numerical experiments to show the average performance of the designed Bayes and biased estimators. In Section VI, we conclude this paper. The proofs of lemmas and theorems are included in Appendix A, and the required technical lemma is given in Appendix B.

Notation. The set of real-valued matrices of dimension $m_1 \times m_2$ is denoted $\mathbb{R}^{m_1 \times m_2}$. The m -by- m dimensional identity matrix is denoted \mathbf{I}_m . The first-order and second-order partial derivatives of $f(\mathbf{x}) : \mathbb{R}^m \rightarrow \mathbb{R}$ with respect to $\mathbf{x} \in \mathbb{R}^m$ are denoted $\partial f(\mathbf{x})/\partial \mathbf{x} \in \mathbb{R}^m$ and $\partial^2 f(\mathbf{x})/\partial \mathbf{x} \partial \mathbf{x}^\top \in \mathbb{R}^{m \times m}$, respectively. The (k, l) th entry, the k th row and the l th column of a matrix \mathbf{A} are $[\mathbf{A}]_{k,l}$, $[\mathbf{A}]_{k,:}$, and $[\mathbf{A}]_{:,k}$, respectively. The transpose and inverse of a matrix \mathbf{A} are denoted \mathbf{A}^\top and \mathbf{A}^{-1} , respectively. For a random vector \mathbf{a} , its expectation and covariance matrix are denoted $\mathbb{E}(\mathbf{a})$ and $\text{Var}(\mathbf{a}) \triangleq \mathbb{E}[(\mathbf{a} - \mathbb{E}(\mathbf{a}))(\mathbf{a} - \mathbb{E}(\mathbf{a}))^\top]$. The cross covariance matrix of random vectors \mathbf{a} and \mathbf{b} is denoted $\text{COV}(\mathbf{a}, \mathbf{b}) \triangleq \mathbb{E}[(\mathbf{a} - \mathbb{E}(\mathbf{a}))(\mathbf{b} - \mathbb{E}(\mathbf{b}))^\top]$. A Gaussian distributed random variable $\boldsymbol{\xi} \in \mathbb{R}^m$ with mean $\mathbf{a} \in \mathbb{R}^m$ and covariance matrix $\mathbf{A} \in \mathbb{R}^{m \times m}$ is denoted $\mathcal{N}(\mathbf{a}, \mathbf{A})$. The rank of a matrix is denoted $\text{rank}(\cdot)$. The Euclidean norm of a vector is denoted $\|\cdot\|_2$. The trace and determinant of a square matrix are denoted $\text{Tr}(\cdot)$ and $\det(\cdot)$, respectively.

II. PRELIMINARIES AND PROBLEM STATEMENT

We consider the following linear regression model,

$$\mathbf{Y} = \boldsymbol{\Phi} \boldsymbol{\theta} + \mathbf{E}, \quad (1)$$

where $\mathbf{Y} = [y(1), \dots, y(N)]^\top$ is the measurement output vector with N being the sample size, $\boldsymbol{\Phi} \in \mathbb{R}^{N \times n}$ is a lower triangular matrix consisting of inputs $\{u(t)\}_{t=1}^N$ and $[\boldsymbol{\Phi}]_{:,1} = [u(0), \dots, u(N-1)]^\top$, and $\boldsymbol{\theta} \in \mathbb{R}^n$ is the model parameter vector to be estimated. The measurement noise vector $\mathbf{E} \in \mathbb{R}^N$ is assumed to be Gaussian distributed with zero mean and covariance $\sigma^2 \mathbf{I}_N$, i.e., $\mathbf{E} \sim \mathcal{N}(\mathbf{0}, \sigma^2 \mathbf{I}_N)$. Moreover, the inputs $\{u(t)\}_{t=1}^N$ are assumed to be known and deterministic with $u(t) = 0$ for $t \leq 0$. Given an estimator $\hat{\boldsymbol{\theta}} \in \mathbb{R}^n$ of the unknown parameter $\boldsymbol{\theta}$, we evaluate its average performance by its mean squared error (MSE),

$$\text{MSE}(\hat{\boldsymbol{\theta}}) = \mathbb{E}(\|\hat{\boldsymbol{\theta}} - \boldsymbol{\theta}_0\|_2^2),$$

where $\boldsymbol{\theta}_0 \in \mathbb{R}^n$ is the ‘‘true’’ value of $\boldsymbol{\theta}$ and the expectation \mathbb{E} is with respect to the measurement noise \mathbf{E} . The smaller its MSE, the better its performance.

A. Maximum likelihood and regularized estimators

Assume that the regression matrix $\boldsymbol{\Phi}$ in (1) has full column rank with $N \geq n$, i.e., $\text{rank}(\boldsymbol{\Phi}) = n$. One classical estimator of $\boldsymbol{\theta}$ is the ML estimator given by

$$\hat{\boldsymbol{\theta}}^{\text{ML}} = \arg \min_{\boldsymbol{\theta} \in \mathbb{R}^n} p(\mathbf{Y}|\boldsymbol{\theta}) = (\boldsymbol{\Phi}^\top \boldsymbol{\Phi})^{-1} \boldsymbol{\Phi}^\top \mathbf{Y}, \quad (2)$$

where $p(\mathbf{Y}|\boldsymbol{\theta})$ is the probability density function (pdf) of $\mathbf{Y}|\boldsymbol{\theta} \sim \mathcal{N}(\boldsymbol{\Phi} \boldsymbol{\theta}, \sigma^2 \mathbf{I}_N)$. It is well-known that the ML estimator (2) is unbiased but may have a large variance, which will result in large $\text{MSE}(\hat{\boldsymbol{\theta}}^{\text{ML}}) = \sigma^2 \text{Tr}[(\boldsymbol{\Phi}^\top \boldsymbol{\Phi})^{-1}]$.

To achieve a better bias-variance trade-off, we consider a weighting function $\pi(\boldsymbol{\theta}|\eta)$ as the pdf of $\boldsymbol{\theta}|\eta \sim \mathcal{N}(\mathbf{0}, \eta \mathbf{I}_n)$, where $\eta > 0$ is known as the hyper-parameter and can be estimated from observations $\{u(t), y(t)\}_{t=1}^N$. Given a hyper-parameter estimator $\hat{\eta}$, the corresponding empirical Bayes (EB) model estimator is defined as

$$\begin{aligned} \hat{\boldsymbol{\theta}}^{\text{R}}(\hat{\eta}) &= \arg \min_{\boldsymbol{\theta} \in \mathbb{R}^n} \int \|\hat{\boldsymbol{\theta}} - \boldsymbol{\theta}\|_2^2 \frac{p(\mathbf{Y}|\boldsymbol{\theta})\pi(\boldsymbol{\theta}|\hat{\eta})}{\int p(\mathbf{Y}|\boldsymbol{\theta})\pi(\boldsymbol{\theta}|\hat{\eta})d\boldsymbol{\theta}} d\boldsymbol{\theta} \\ &= [\boldsymbol{\Phi}^\top \boldsymbol{\Phi} + (\sigma^2/\hat{\eta})\mathbf{I}_n]^{-1} \boldsymbol{\Phi}^\top \mathbf{Y}, \end{aligned} \quad (3)$$

which is also called the regularized ridge regression estimator. One of the most commonly used hyper-parameter estimators is the EB hyper-parameter estimator [12]:

$$\begin{aligned} \hat{\eta}_{\text{EB}} &= \arg \min_{\eta > 0} \int p(\mathbf{Y}|\boldsymbol{\theta})\pi(\boldsymbol{\theta}|\eta)d\boldsymbol{\theta} \\ &= \arg \min_{\eta > 0} \mathcal{F}_{\text{EB}}(\eta), \end{aligned} \quad (4a)$$

$$\mathcal{F}_{\text{EB}}(\eta) = \mathbf{Y}^\top \mathbf{Q}(\eta)^{-1} \mathbf{Y} + \log \det(\mathbf{Q}(\eta)) \quad (4b)$$

with $\mathbf{Q}(\eta) = \eta \boldsymbol{\Phi} \boldsymbol{\Phi}^\top + \sigma^2 \mathbf{I}_N$. Correspondingly, $\hat{\boldsymbol{\theta}}^{\text{R}}(\hat{\eta}_{\text{EB}})$ in the form of (3) will be referred to as the EB-based regularized estimator in this paper.

B. Problem statement

As discussed in [11], [13], the EB-based regularized estimator often performs better than the ML estimator. Although we can apply efficient algorithms, see, e.g., [3], to compute the cost function $\mathcal{F}_{\text{EB}}(\eta)$ in (4b) and the corresponding regularized estimator (3), the EB hyper-parameter estimation (4) corresponds to solving a non-convex optimization problem. The objective of this paper is to design new estimators that exhibit performance close to that of the EB-based regularized estimator but without hyper-parameter estimation.

Since $\hat{\boldsymbol{\theta}}^{\text{R}}(\hat{\eta}_{\text{EB}})$ is a nonlinear function of the measurement noise \mathbf{E} , it is hard to express $\text{MSE}(\hat{\boldsymbol{\theta}}^{\text{R}}(\hat{\eta}_{\text{EB}}))$ in closed form for finite sample sizes. As an alternative, we have proposed the excess MSE (XMSE) in [20]. It is an asymptotic criterion that is analytically tractable and that can be used to quantify the difference between $\text{MSE}(\hat{\boldsymbol{\theta}}^{\text{R}}(\hat{\eta}_{\text{EB}}))$ and $\text{MSE}(\hat{\boldsymbol{\theta}}^{\text{ML}})$ for large sample sizes. In [20, Theorem 2], we have derived an explicit expression for the XMSE of a general EB model estimator under the assumption that the limit of $\boldsymbol{\Phi}^\top \boldsymbol{\Phi}/N$ exists and is positive definite. In particular, the XMSE of $\hat{\boldsymbol{\theta}}^{\text{R}}(\hat{\eta}_{\text{EB}})$ is defined as the limit of $N^2[\text{MSE}(\hat{\boldsymbol{\theta}}^{\text{R}}(\hat{\eta}_{\text{EB}})) - \text{MSE}(\hat{\boldsymbol{\theta}}^{\text{ML}})]$ as the sample size N goes to infinity. As a

special case of [20, Theorem 2 and Corollaries 2.2-2.4], the expression of $\text{XMSE}(\hat{\theta}^R(\hat{\eta}_{\text{EB}}))$ is now revisited.

Lemma 1: Assume that

$$\lim_{N \rightarrow \infty} \frac{\Phi^\top \Phi}{N} = \mathbf{I}_n, \quad (5)$$

and moreover, $\hat{\eta}_{\text{EB}}$ in (4a) satisfies the first-order optimality condition, i.e., $\partial \mathcal{F}_{\text{EB}}(\eta)/\partial \eta|_{\eta=\hat{\eta}_{\text{EB}}} = 0$, and its limit exists, i.e., $\lim_{N \rightarrow \infty} \hat{\eta}_{\text{EB}}|_{\hat{\theta}^{\text{ML}}=\theta_0} = \eta_{\text{b}^*}$. Then we have

$$\text{XMSE}(\hat{\theta}^R(\hat{\eta}_{\text{EB}})) = \frac{(-n^2 + 4n)(\sigma^2)^2}{\|\theta_0\|_2^2}. \quad (6)$$

For large sample sizes, Lemma 1 implies

- for $n = 1, \dots, 4$, $\text{XMSE}(\hat{\theta}^R(\hat{\eta}_{\text{EB}})) \geq 0$, which means that the performance of $\hat{\theta}^{\text{ML}}$ is no worse than that of $\hat{\theta}^R(\hat{\eta}_{\text{EB}})$ and there is no need for regularization;
- for $n = 5, \dots$, $\text{XMSE}(\hat{\theta}^R(\hat{\eta}_{\text{EB}})) < 0$, which means that $\hat{\theta}^R(\hat{\eta}_{\text{EB}})$ will outperform $\hat{\theta}^{\text{ML}}$. Notice that for fixed σ^2 and $\|\theta_0\|_2$, the larger n , the more significant the improvement of $\hat{\theta}^R(\hat{\eta}_{\text{EB}})$ over $\hat{\theta}^{\text{ML}}$ becomes.

The closed-form expression for $\text{XMSE}(\hat{\theta}^R(\hat{\eta}_{\text{EB}}))$ in (6) enables us to explore the possibilities of new estimators that have the same XMSE as $\hat{\theta}^R(\hat{\eta}_{\text{EB}})$. To be more specific, we focus on the following two problems.

- 1) Is it possible to design a generalized Bayes estimator¹ defined as

$$\begin{aligned} \hat{\theta}^{\text{Bayes}} &= \arg \min_{\theta \in \mathbb{R}^n} \int \|\hat{\theta} - \theta\|_2^2 \frac{p(\mathbf{Y}|\theta)\pi(\theta)}{\int p(\mathbf{Y}|\theta)\pi(\theta)d\theta} d\theta \\ &= \frac{\int \theta p(\mathbf{Y}|\theta)\pi(\theta)d\theta}{\int p(\mathbf{Y}|\theta)\pi(\theta)d\theta}, \end{aligned} \quad (7)$$

that has the same XMSE as $\hat{\theta}^R(\hat{\eta}_{\text{EB}})$? Clearly, $\hat{\theta}^{\text{Bayes}}$ in (7) is free of hyper-parameters, thereby eliminating the computational cost associated with estimating such parameters.

- 2) Although a generalized Bayes estimator in (7) does not need any hyper-parameter, it often has no closed-form expression and thus needs to be computed using sampling methods. The question thus arises whether it is possible to design a biased estimator in closed form that has the same XMSE as $\hat{\theta}^R(\hat{\eta}_{\text{EB}})$.

In the following, we will solve these two problems and evaluate the performance of the new estimators numerically.

III. BAYES ESTIMATORS WITH THE SAME XMSE AS THE EB-BASED REGULARIZED ESTIMATOR

Note that the XMSE expression of a generalized Bayes estimator $\hat{\theta}^{\text{Bayes}}$ in (7) has been given in [20, Corollary 2.1].

Lemma 2: Assume that (5) holds. Then we have

$$\begin{aligned} \text{XMSE}(\hat{\theta}^{\text{Bayes}}) &= -\frac{(\sigma^2)^2}{[\pi(\theta)]^2} \left(\frac{\partial \pi(\theta)}{\partial \theta} \right)^\top \frac{\partial \pi(\theta)}{\partial \theta} \Bigg|_{\theta=\theta_0} \\ &\quad + \frac{2(\sigma^2)^2}{\pi(\theta)} \text{Tr} \left[\frac{\partial^2 \pi(\theta)}{\partial \theta \partial \theta^\top} \right] \Bigg|_{\theta=\theta_0}. \end{aligned} \quad (8)$$

¹For a generalized Bayes estimator, its nonnegative weighting function $\pi(\theta)$ can be improper, i.e., $\int \pi(\theta)d\theta = +\infty$.

Based on Lemmas 1-2, we can design a family of explicit weighting functions $\pi(\theta)$ such that the corresponding generalized Bayes estimators have the same XMSE as $\hat{\theta}^R(\hat{\eta}_{\text{EB}})$.

Theorem 1: Under the assumptions of Lemma 1, if the weighting function of $\hat{\theta}^{\text{Bayes,EB}}$ is in the form of

$$\pi(\theta) = \|\theta\|_2^{2-n} (C_1 \|\theta\|_2 + C_2 \|\theta\|_2^{-1})^2, \quad (9)$$

where $C_1, C_2 \in \mathbb{R}$ are arbitrary constants, we then have

$$\text{XMSE}(\hat{\theta}^{\text{Bayes,EB}}) = \text{XMSE}(\hat{\theta}^R(\hat{\eta}_{\text{EB}})).$$

Remark 1: To ensure the weighting function (9) to be well-defined, we can replace $\|\theta\|_2$ by $\|\theta + \delta\|_2$ in applications, where δ is a small positive number.

Theorem 1 provides a family of generalized Bayes estimators that have the same XMSE as the EB-based regularized estimator. They have no closed-form expressions and need to be implemented using sampling methods. Here, we utilize the direct sampling approximation of [20, (A.2)], which corresponds to generating $\{\theta_k\}_{k=1}^{M_s}$ as M_s independent realizations of $\mathcal{N}(\hat{\theta}^{\text{ML}}, \sigma^2(\Phi^\top \Phi)^{-1})$ and calculate

$$\hat{\theta}^{\text{Bayes}} \approx \sum_{k=1}^{M_s} \frac{\theta_k \pi(\theta_k)}{\sum_{k=1}^{M_s} \pi(\theta_k)}. \quad (10)$$

With M_s increasing, the approximation (10) will be more accurate, while its computation will be more expensive. To avoid this, we will now consider how to design closed-form biased estimators that have the same XMSE as $\hat{\theta}^R(\hat{\eta}_{\text{EB}})$ in the next section.

IV. BIASED ESTIMATORS WITH THE SAME XMSE AS THE EB-BASED REGULARIZED ESTIMATOR

We consider a biased estimator in the form of

$$\hat{\theta}^{\text{Biased}} = \hat{\theta}^{\text{ML}} + \frac{1}{N} \mathbf{b}_N(\hat{\theta}^{\text{ML}}), \quad (11)$$

where $\mathbf{b}_N(\hat{\theta}^{\text{ML}}) \in \mathbb{R}^n$ is a function of $\hat{\theta}^{\text{ML}}$. The XMSE of $\hat{\theta}^{\text{Biased}}$ is given in the following theorem.

Theorem 2: Assume that (5) holds, and that the following two limits exist,

$$\lim_{N \rightarrow \infty} \mathbf{b}_N(\hat{\theta}^{\text{ML}}) \Big|_{\hat{\theta}^{\text{ML}}=\theta_0} = \mathbf{b}_*(\theta_0), \quad (12a)$$

$$\lim_{N \rightarrow \infty} \frac{\partial \mathbf{b}_N(\hat{\theta}^{\text{ML}})}{\partial \hat{\theta}^{\text{ML}}} \Big|_{\hat{\theta}^{\text{ML}}=\theta_0} = \mathbf{b}'_*(\theta_0). \quad (12b)$$

Then, the XMSE of $\hat{\theta}^{\text{Biased}}$ can be expressed as

$$\begin{aligned} \text{XMSE}(\hat{\theta}^{\text{Biased}}) &= \\ &\|\text{XBias}(\hat{\theta}^{\text{Biased}})\|_2^2 + \text{Tr}[\text{XVar}(\hat{\theta}^{\text{Biased}})], \end{aligned} \quad (13)$$

where

$$\begin{aligned} \text{XBias}(\hat{\theta}^{\text{Biased}}) &= \mathbf{b}_*(\theta_0), \\ \text{XVar}(\hat{\theta}^{\text{Biased}}) &= \text{XVar}_{\#}(\hat{\theta}^{\text{Biased}}) + \text{XVar}_{\#}(\hat{\theta}^{\text{Biased}})^\top, \\ \text{XVar}_{\#}(\hat{\theta}^{\text{Biased}}) &= \sigma^2 \mathbf{b}'_*(\theta_0). \end{aligned}$$

As shown in (13), $\text{XMSE}(\hat{\theta}^{\text{Biased}})$ consists of the two components: $\|\text{XBias}(\hat{\theta}^{\text{Biased}})\|_2^2$ and $\text{Tr}[\text{XVar}(\hat{\theta}^{\text{Biased}})]$, which are denoted the excess squared bias and the excess

variance of $\hat{\theta}^{\text{Biased}}$, respectively. Based on Theorems 1-2, we can design explicit forms of $\mathbf{b}_N(\hat{\theta}^{\text{ML}})$ and the corresponding biased estimators will have the same XMSE as $\hat{\theta}^{\text{R}}(\hat{\eta}_{\text{EB}})$ and $\hat{\theta}^{\text{Bayes,EB}}$.

Theorem 3: Let the assumptions of Lemma 1 hold. If $\hat{\theta}^{\text{Biased,EB}}$ takes the form of (11) with

$$\mathbf{b}_N(\hat{\theta}^{\text{ML}}) = \sigma^2 \mathbf{N}(\Phi^\top \Phi)^{-1} \times \left[2 - n + \frac{2(C_1 \|\hat{\theta}^{\text{ML}}\|_2 - C_2 \|\hat{\theta}^{\text{ML}}\|_2^{-1})}{C_1 \|\hat{\theta}^{\text{ML}}\|_2 + C_2 \|\hat{\theta}^{\text{ML}}\|_2^{-1}} \right] \frac{\hat{\theta}^{\text{ML}}}{\|\hat{\theta}^{\text{ML}}\|_2^2}, \quad (14)$$

where $C_1, C_2 \in \mathbb{R}$ are arbitrary constants, we then have

$$\begin{aligned} \text{XMSE}(\hat{\theta}^{\text{Biased,EB}}) &= \text{XMSE}(\hat{\theta}^{\text{Bayes,EB}}) \\ &= \text{XMSE}(\hat{\theta}^{\text{R}}(\hat{\eta}_{\text{EB}})). \end{aligned}$$

Remark 2: Note that $\hat{\theta}^{\text{Bayes,EB}}$ with (9) and $\hat{\theta}^{\text{Biased,EB}}$ with (14) are both families of estimators indexed by C_1 and C_2 . From the expression of a generalized Bayes estimator in (7), and the explicit forms of $\pi(\theta)$ in (9) and $\mathbf{b}_N(\hat{\theta}^{\text{ML}})$ in (14), the performance of $\hat{\theta}^{\text{Bayes,EB}}$ and $\hat{\theta}^{\text{Biased,EB}}$ depends only on the ratio of C_1 and C_2 , rather than their individual values.

In Theorem 3, we present a family of closed-form biased estimators with the same XMSE as $\hat{\theta}^{\text{R}}(\hat{\eta}_{\text{EB}})$. Moreover, we can slightly generalize the results above.

Theorem 4: If the assumptions of Lemma 1 hold but with (5) replaced by $\lim_{N \rightarrow \infty} \Phi^\top \Phi / N = \sigma_u^2 \mathbf{I}_n$, then Theorems 1 and 3 remain true.

V. NUMERICAL SIMULATION

In this section, we conduct numerical simulations to evaluate the performance of $\hat{\theta}^{\text{Bayes,EB}}$ with (9) and $\hat{\theta}^{\text{Biased,EB}}$ in the form of (11) with (14).

A. Test systems and data

We will generate 100 collections of test systems and input-output data. For each collection, we

- 1) generate $\tilde{\theta}_0$ as a realization of $\mathcal{N}(\mathbf{0}, \mathbf{I}_n)$ and scale $\theta_0 = m_\theta \tilde{\theta}_0$ such that $\|\theta_0\|_2 = 1$;
- 2) generate $\{\tilde{u}(t)\}_{t=1}^N$ as independent realizations of $\mathcal{N}(0, 1)$ and set $\sigma^2 = 1$;
- 3) scale $u(t) = m_u \tilde{u}(t)$ such that the sample SNR, which is the ratio between the sample variance of $\Phi \theta_0$ and the measurement noise variance σ^2 , is 5;
- 4) corrupt the noise-free output $\Phi \theta_0$ with $N_{\text{MC}} = 200$ additive independent noise realizations of $\mathcal{N}(\mathbf{0}, \sigma^2 \mathbf{I}_n)$, to obtain N_{MC} measurement output sequences $\{y(t)\}_{t=1}^N$.

B. Simulation setup

For each collection of test system and input-output data, we will perform $N_{\text{MC}} = 200$ Monte Carlo (MC) simulations to demonstrate the average performance of $\hat{\theta}^{\text{ML}}$, $\hat{\theta}^{\text{R}}(\hat{\eta}_{\text{EB}})$, $\hat{\theta}^{\text{Bayes,EB}}$ with (9) and $\hat{\theta}^{\text{Biased,EB}}$ with (14) for different selections of n, N, C_1, C_2 . The regularized estimator $\hat{\theta}^{\text{R}}(\hat{\eta}_{\text{EB}})$ will be implemented using [3, Algorithm 2]. The Bayes estimator $\hat{\theta}^{\text{Bayes,EB}}$ will be approximated using (10). The

average performance of an estimator $\hat{\theta}$ will be measured by the sample mean of $\|\hat{\theta} - \theta_0\|_2$ over 200 MC simulations, referred to as the sample MSE($\hat{\theta}$). As its relative version, the average FIT($\hat{\theta}$) [9] is given by the sample mean of

$$\text{FIT}(\hat{\theta}) = 100 \times \left(1 - \frac{\|\hat{\theta} - \theta_0\|_2}{\|\theta_0 - \bar{\theta}_0\|_2} \right), \quad \bar{\theta}_0 = \frac{1}{n} \sum_{k=1}^n [\theta_0]_k,$$

over 200 MC simulations. The better $\hat{\theta}$ performs, the smaller its sample MSE, while the larger its average FIT. To better display the average performance of $\hat{\theta}^{\text{ML}}$, $\hat{\theta}^{\text{R}}(\hat{\eta}_{\text{EB}})$, $\hat{\theta}^{\text{Bayes,EB}}$ and $\hat{\theta}^{\text{Biased,EB}}$, we will present the sample means of both the sample MSE and the average FIT of these estimators over 100 collections of test systems and input-output data.

C. Simulation results

We consider the following two settings:

- 1) $n = 1, N = 5$, and $M_s = 200$;
- 2) $n = 5, N = 15$, and $M_s = 500$.

From Fig. 1-2, we can observe that

- for $n = 1, N = 5$, $\hat{\theta}^{\text{ML}}$ outperforms $\hat{\theta}^{\text{R}}(\hat{\eta}_{\text{EB}})$, while for $n = 5, N = 15$, the performance of $\hat{\theta}^{\text{ML}}$ is worse, which confirms the discussions after Lemma 1;
- for at least one combination of C_1 and C_2 , $\hat{\theta}^{\text{Bayes,EB}}$ and $\hat{\theta}^{\text{Biased,EB}}$ perform similarly to $\hat{\theta}^{\text{R}}(\hat{\eta}_{\text{EB}})$;
- among different combinations of C_1 and C_2 , for $n = 1$, $\hat{\theta}^{\text{Bayes,EB}}$ and $\hat{\theta}^{\text{Biased,EB}}$ with $C_1 = 1, C_2 = 0$ perform the best; while for $n = 5$, $\hat{\theta}^{\text{Bayes,EB}}$ and $\hat{\theta}^{\text{Biased,EB}}$ with $C_1 = 0, C_2 = 1$ perform the best.

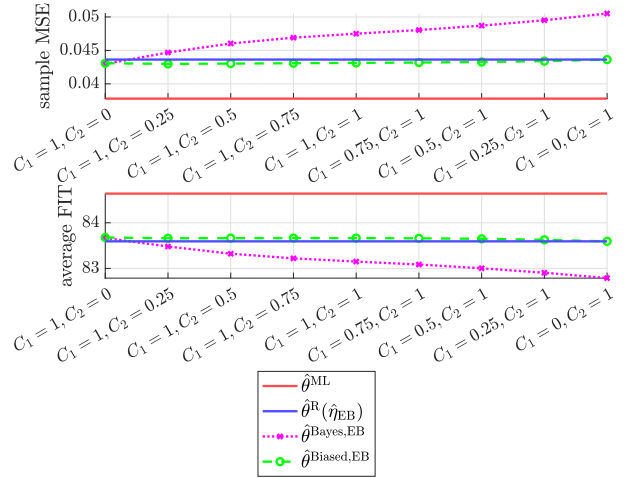


Fig. 1: Sample means of the sample MSE and the average FIT of $\hat{\theta}^{\text{ML}}$, $\hat{\theta}^{\text{R}}(\hat{\eta}_{\text{EB}})$, $\hat{\theta}^{\text{Bayes,EB}}$ and $\hat{\theta}^{\text{Biased,EB}}$ for $n = 1$ and $N = 5$.

For larger n and N , the influence of different ratios of C_1 and C_2 on the performance of $\hat{\theta}^{\text{Bayes,EB}}$ and $\hat{\theta}^{\text{Biased,EB}}$ becomes weaker. In Fig. 3 and Table² I, we consider $n = 80$,

²For $\hat{\theta}^{\text{Bayes,EB}}$ and $\hat{\theta}^{\text{Biased,EB}}$, we first calculate the total computing time, and the sample means of the average FIT and the sample MSE over 100 collections of test systems and data. Then, we calculate the sample means of these three statistics over different combinations of C_1 and C_2 .

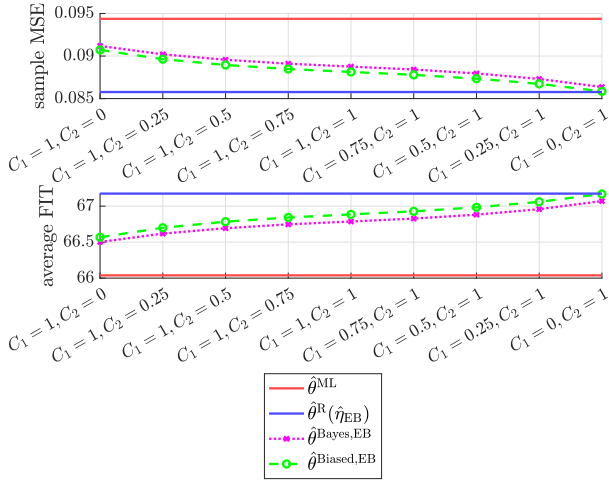


Fig. 2: Sample means of the sample MSE and the average FIT of $\hat{\theta}^{\text{ML}}$, $\hat{\theta}^{\text{R}}(\hat{\eta}_{\text{EB}})$, $\hat{\theta}^{\text{Bayes,EB}}$ and $\hat{\theta}^{\text{Biased,EB}}$ for $n = 5$ and $N = 15$.

$N = 360$, and $M_s = 5 \times 10^3$. We can observe that the performance of $\hat{\theta}^{\text{R}}(\hat{\eta}_{\text{EB}})$ is quite close to that of $\hat{\theta}^{\text{Bayes,EB}}$ and $\hat{\theta}^{\text{Biased,EB}}$, while its computing time is over twice that of $\hat{\theta}^{\text{Bayes,EB}}$ and over 500 times that of $\hat{\theta}^{\text{Biased,EB}}$.

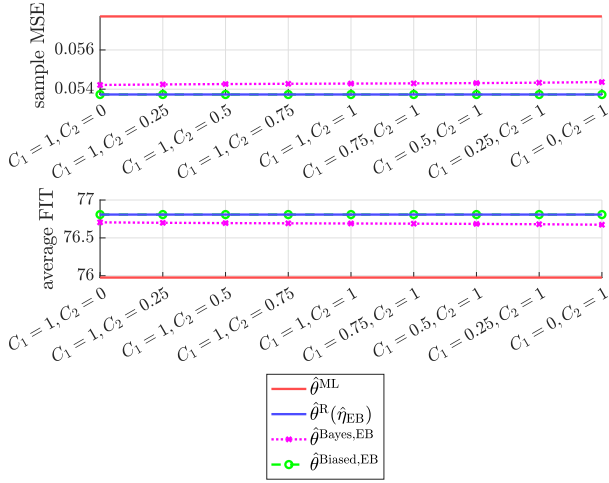


Fig. 3: Sample means of the sample MSE and the average FIT of $\hat{\theta}^{\text{ML}}$, $\hat{\theta}^{\text{R}}(\hat{\eta}_{\text{EB}})$, $\hat{\theta}^{\text{Bayes,EB}}$ and $\hat{\theta}^{\text{Biased,EB}}$ for $n = 80$ and $N = 360$.

TABLE I: Sample means of the sample MSE, the average FIT, and the total computing time of $\hat{\theta}^{\text{R}}(\hat{\eta}_{\text{EB}})$, $\hat{\theta}^{\text{Bayes,EB}}$ and $\hat{\theta}^{\text{Biased,EB}}$ for $n = 80$ and $N = 360$.

	$\hat{\theta}^{\text{R}}(\hat{\eta}_{\text{EB}})$	$\hat{\theta}^{\text{Bayes,EB}}$	$\hat{\theta}^{\text{Biased,EB}}$
sample MSE	5.37×10^{-2}	5.43×10^{-2}	5.37×10^{-2}
average FIT	76.81	76.69	76.81
computing time (s)	1.81×10^3	6.68×10^2	3.51

VI. CONCLUSION

This paper has introduced novel estimators that achieve performance comparable to the empirical Bayes (EB)-based

regularized estimator for ridge regression but without hyper-parameter estimation. We assumed that, as the sample size goes to infinity, the limit of the Gram matrix is an identity matrix. Under this assumption, we utilized the excess MSE (XMSE) proposed in [20] to quantify the performance of estimators for large sample sizes. By exploiting the XMSE expressions in [20], we have designed a family of generalized Bayes estimators that have the same XMSE as the EB-based regularized estimator. Moreover, we have derived an explicit XMSE expression for a class of biased estimators. Based on this, we have developed a family of closed-form biased estimators with the same XMSE as the EB-based regularized estimator but are more computationally efficient. In future work, we will extend the present contributions into methods for designing hyper-parameter free estimators that match or exceed the performance of EB-based regularized estimators for a variety of kernels while being computationally advantageous.

APPENDIX A

Proofs of lemmas and theorems are given in this section.

A.1. Proof of Lemma 1

From [20, Corollary 2.4], we have $\eta_{\text{b}^*} = \theta_0^\top \theta_0 / n$. Then we use [20, Theorem 2 and Corollaries 2.2-2.4] to derive

$$\begin{aligned} \|\text{XBias}(\hat{\theta}^{\text{R}}(\hat{\eta}_{\text{EB}}))\|_2^2 &= n^2(\sigma^2)^2 / \|\theta_0\|_2^2, \\ \text{Tr}[\text{XVar}(\hat{\theta}^{\text{R}}(\hat{\eta}_{\text{EB}}))] &= -2n^2(\sigma^2)^2 / \|\theta_0\|_2^2, \\ \text{Tr}[\text{XVarHPE}(\hat{\theta}^{\text{R}}(\hat{\eta}_{\text{EB}}))] &= 4n(\sigma^2)^2 / \|\theta_0\|_2^2. \end{aligned}$$

Note that $\text{XMSE}(\hat{\theta}^{\text{R}}(\hat{\eta}_{\text{EB}}))$ is the sum of these three terms.

A.2. Proof of Lemma 2

We recall from [20, Corollary 2.1] that

$$\begin{aligned} \|\text{XBias}(\hat{\theta}^{\text{Bayes}})\|_2^2 &= (\sigma^2)^2 \left\| \frac{\partial \log(\pi(\theta))}{\partial \theta} \Big|_{\theta=\theta_0} \right\|_2^2, \\ \text{Tr}[\text{XVar}(\hat{\theta}^{\text{Bayes}})] &= 2(\sigma^2)^2 \text{Tr} \left[\frac{\partial^2 \log(\pi(\theta))}{\partial \theta \partial \theta^\top} \Big|_{\theta=\theta_0} \right], \end{aligned}$$

and $\text{XMSE}(\hat{\theta}^{\text{Bayes}})$ is the sum of these two terms, where

$$\begin{aligned} \frac{\partial \log(\pi(\theta))}{\partial \theta} &= \frac{1}{\pi(\theta)} \frac{\partial \pi(\theta)}{\partial \theta}, \\ \frac{\partial^2 \log(\pi(\theta))}{\partial \theta \partial \theta^\top} &= -\frac{1}{\pi(\theta)^2} \frac{\partial \pi(\theta)}{\partial \theta} \frac{\partial \pi(\theta)}{\partial \theta^\top} + \frac{1}{\pi(\theta)} \frac{\partial^2 \pi(\theta)}{\partial \theta \partial \theta^\top}. \end{aligned}$$

Hence, we obtain (8).

A.3. Proof of Theorem 1

We first let (6) equal (8) to obtain the following condition

$$-\frac{1}{\pi(\theta)^2} \left\| \frac{\partial \pi(\theta)}{\partial \theta} \right\|_2^2 + \frac{2}{\pi(\theta)} \text{Tr} \left[\frac{\partial^2 \pi(\theta)}{\partial \theta \partial \theta^\top} \right] = \frac{-n^2 + 4n}{\|\theta\|_2^2}.$$

Then we consider $\pi(\theta)$ as a function of $\|\theta\|_2$ and define $\pi(\theta) = f(r) > 0$ with $r = \|\theta\|_2$. Let f'_r and f''_r denote the

first-order and second-order derivatives of $f(r)$ with respect to r , respectively. Note that

$$\frac{\partial \pi(\boldsymbol{\theta})}{\partial \boldsymbol{\theta}} = f'_r \frac{\boldsymbol{\theta}}{\|\boldsymbol{\theta}\|_2}, \quad \text{Tr} \left[\frac{\partial^2 \pi(\boldsymbol{\theta})}{\partial \boldsymbol{\theta} \partial \boldsymbol{\theta}^\top} \right] = f''_r + f'_r \frac{n-1}{r}.$$

Then, we can rewrite the condition above as

$$f(r)f''_r - \frac{1}{2}(f'_r)^2 + \frac{n-1}{r}f(r)f'_r + \frac{n^2-4n}{2r^2}f(r)^2 = 0.$$

Define $w(r) = f(r)^{1/2}$. It follows that $f(r) = w(r)^2$, $f'_r = 2w(r)w'_r$, and $f''_r = 2(w'_r)^2 + 2w(r)w''_r$. Then, we have

$$r^2w''_r + (n-1)rw'_r + [(n^2-4n)/4]w(r) = 0,$$

which is a second-order Euler equation in the form of (B.1). By using Lemma B.1, we have solutions of $w(r)$ and $\pi(\boldsymbol{\theta})$.

A.4. Proof of Theorem 2

We start by decomposing $\text{MSE}(\hat{\boldsymbol{\theta}}^{\text{Biased}}) - \text{MSE}(\hat{\boldsymbol{\theta}}^{\text{ML}})$ as the sum of $\|\boldsymbol{\Upsilon}_{\text{Bias}}\|_2^2$, $\text{Tr}(\boldsymbol{\Upsilon}_{\text{Var}})$ and $\text{Tr}(\boldsymbol{\Upsilon}_{\text{HOT}})$, where $\boldsymbol{\Upsilon}_{\text{Bias}} = \mathbb{E}(\hat{\boldsymbol{\theta}}^{\text{Biased}}) - \boldsymbol{\theta}_0 = \mathbb{E}(\hat{\boldsymbol{\theta}}^{\text{Biased}} - \hat{\boldsymbol{\theta}}^{\text{ML}})$, $\boldsymbol{\Upsilon}_{\text{Var}} = \text{COV}(\hat{\boldsymbol{\theta}}^{\text{Biased}} - \hat{\boldsymbol{\theta}}^{\text{ML}}, \hat{\boldsymbol{\theta}}^{\text{ML}}) + \text{COV}(\hat{\boldsymbol{\theta}}^{\text{ML}}, \hat{\boldsymbol{\theta}}^{\text{Biased}} - \hat{\boldsymbol{\theta}}^{\text{ML}})$, and $\boldsymbol{\Upsilon}_{\text{HOT}} = \text{Var}(\hat{\boldsymbol{\theta}}^{\text{Biased}} - \hat{\boldsymbol{\theta}}^{\text{ML}})$. Then we derive the first-order Taylor expansion³ to $\hat{\boldsymbol{\theta}}^{\text{Biased}} - \hat{\boldsymbol{\theta}}^{\text{ML}}$ at $\hat{\boldsymbol{\theta}}^{\text{ML}} = \boldsymbol{\theta}_0$,

$$\begin{aligned} \hat{\boldsymbol{\theta}}^{\text{Biased}} - \hat{\boldsymbol{\theta}}^{\text{ML}} &= (1/N)\mathbf{b}_N(\boldsymbol{\theta}_0) \\ &+ (1/N)[\partial \mathbf{b}_N(\hat{\boldsymbol{\theta}}^{\text{ML}})/\partial \hat{\boldsymbol{\theta}}^{\text{ML}}|_{\hat{\boldsymbol{\theta}}^{\text{ML}}=\boldsymbol{\theta}_0}](\hat{\boldsymbol{\theta}}^{\text{ML}} - \boldsymbol{\theta}_0) \\ &+ o_p(\|\hat{\boldsymbol{\theta}}^{\text{ML}} - \boldsymbol{\theta}_0\|_2), \end{aligned}$$

where $\mathbf{b}_N(\boldsymbol{\theta}_0) = \mathbf{b}_N(\hat{\boldsymbol{\theta}}^{\text{ML}})|_{\hat{\boldsymbol{\theta}}^{\text{ML}}=\boldsymbol{\theta}_0}$. It follows that⁴

$$\begin{aligned} \mathbb{E}(\hat{\boldsymbol{\theta}}^{\text{Biased}} - \hat{\boldsymbol{\theta}}^{\text{ML}}) &= (1/N)\mathbf{b}_N(\boldsymbol{\theta}_0) + o(1/N), \\ \text{COV}(\hat{\boldsymbol{\theta}}^{\text{Biased}} - \hat{\boldsymbol{\theta}}^{\text{ML}}, \hat{\boldsymbol{\theta}}^{\text{ML}}) &= \\ (1/N)\sigma^2[\partial \mathbf{b}_N(\hat{\boldsymbol{\theta}}^{\text{ML}})/\partial \hat{\boldsymbol{\theta}}^{\text{ML}}|_{\hat{\boldsymbol{\theta}}^{\text{ML}}=\boldsymbol{\theta}_0}](\boldsymbol{\Phi}^\top \boldsymbol{\Phi})^{-1} &+ o(1/N^2), \\ \text{Var}(\hat{\boldsymbol{\theta}}^{\text{Biased}} - \hat{\boldsymbol{\theta}}^{\text{ML}}) &= o(1/N^2), \end{aligned}$$

where we use $\mathbb{E}(\hat{\boldsymbol{\theta}}^{\text{ML}}) = \boldsymbol{\theta}_0$ and $\text{Var}(\hat{\boldsymbol{\theta}}^{\text{ML}}) = \sigma^2(\boldsymbol{\Phi}^\top \boldsymbol{\Phi})^{-1}$. With (5) and (12), we can obtain $\lim_{N \rightarrow \infty} N\boldsymbol{\Upsilon}_{\text{Bias}} = \mathbf{b}_*(\boldsymbol{\theta}_0)$, $\lim_{N \rightarrow \infty} N^2\boldsymbol{\Upsilon}_{\text{Var}} = \sigma^2\mathbf{b}'_*(\boldsymbol{\theta}_0)$, and $\lim_{N \rightarrow \infty} N^2\boldsymbol{\Upsilon}_{\text{HOT}} = 0$. Note that $\text{XBias}(\hat{\boldsymbol{\theta}}^{\text{Biased}})$ and $\text{XVar}(\hat{\boldsymbol{\theta}}^{\text{Biased}})$ equal the limits of $N\boldsymbol{\Upsilon}_{\text{Bias}}$ and $N^2\boldsymbol{\Upsilon}_{\text{Var}}$, respectively. It leads to (13).

A.5. Proof of Theorem 3

Note that $\log(\pi(\boldsymbol{\theta})) = (2-n)\log(\|\boldsymbol{\theta}\|_2) + 2\log(C_1\|\boldsymbol{\theta}\|_2 + C_2\|\boldsymbol{\theta}\|_2^{-1})$. We can use (5) and (14) to prove that $\mathbf{b}_*(\boldsymbol{\theta}_0)$ and $\mathbf{b}'_*(\boldsymbol{\theta}_0)$ equal the first-order and second-order derivatives of $\sigma^2 \log(\pi(\boldsymbol{\theta}))$ with respect to $\boldsymbol{\theta}$ given $\boldsymbol{\theta} = \boldsymbol{\theta}_0$, respectively. Then, we recall Section A.2 and complete the proof.

A.6. Proof of Theorem 4

With (5) replaced by $\lim_{N \rightarrow \infty} \boldsymbol{\Phi}^\top \boldsymbol{\Phi}/N = \sigma_u^2 \mathbf{I}_n$, we can derive from [20, Theorem 2] that (6) and (8) need to be multiplied by $1/(\sigma_u^2)^2$. Then it follows that Theorem 1 remains true. Similarly, $\text{XVar}_\#(\hat{\boldsymbol{\theta}}^{\text{Biased}})$ in Theorem 2 needs to be multiplied by $1/\sigma_u^2$, and Theorem 3 still holds.

³Note that for random sequences $\xi_N \in \mathbb{C}$ and $a_N \in \mathbb{C}$, if ξ_N/a_N converges in probability to 0 as $N \rightarrow \infty$, we denote it as $\xi_N = o_p(a_N)$.

⁴Note that for sequences $\xi_N \in \mathbb{C}$ and $a_N \in \mathbb{C}$, if $\lim_{N \rightarrow \infty} \xi_N/a_N = 0$, we denote it as $\xi_N = o(a_N)$.

APPENDIX B

Lemma B.1: [21, (2.1.2.123)] For $x \in \mathbb{R}$, if $w(x) \in \mathbb{R}$ satisfies the following second-order Euler equation,

$$x^2w''_x + axw'_x + bw(x) = 0, \quad (\text{B.1})$$

where w'_x and w''_x denote the first-order and second-order derivatives of $w(x)$ with respect to x , respectively, and $a, b \in \mathbb{R}$ are constants independent of x , then $w(x)$ admits a explicit solution. When $(1-a)^2 > 4b$, we have

$$w(x) = |x|^{(1-a)/2}(C_1|x|^\mu + C_2|x|^{-\mu}),$$

with $\mu = \sqrt{|(1-a)^2 - 4b|}/2$, and arbitrary $C_1, C_2 \in \mathbb{R}$.

REFERENCES

- [1] T. Chen. On kernel design for regularized LTI system identification. *Automatica*, 90:109–122, 2018.
- [2] T. Chen and M. S. Andersen. On semiseparable kernels and efficient implementation for regularized system identification and function estimation. *Automatica*, 132:109682, 2021.
- [3] T. Chen and L. Ljung. Implementation of algorithms for tuning parameters in regularized least squares problems in system identification. *Automatica*, 49:2213–2220, 2013.
- [4] K. Colin, H. Hjalmarsson, and V. Chotteau. Gaussian process modeling of macroscopic kinetics: a better-tailored kernel for monod-type kinetics. *IFAC-PapersOnLine*, 55(20):397–402, 2022.
- [5] X. Fang and T. Chen. On kernel design for regularized non-causal system identification. *Automatica*, 159:111335, 2024.
- [6] W. H. Greene. *Econometric Analysis*. Pearson Education India, 2003.
- [7] Y. Ju, B. Mu, L. Ljung, and T. Chen. Asymptotic theory for regularized system identification part I: Empirical Bayes hyper-parameter estimator. *IEEE Transactions on Automatic Control*, pages 1–16, 2023.
- [8] K. Knight and W. Fu. Asymptotics for lasso-type estimators. *Annals of statistics*, pages 1356–1378, 2000.
- [9] L. Ljung. *System Identification Toolbox for Use with MATLAB*. The Math Works, 1995.
- [10] L. Ljung. *System Identification - Theory for the User*. Prentice-Hall, Upper Saddle River, N.J., 2nd edition, 1999.
- [11] B. Mu, T. Chen, and L. Ljung. On asymptotic properties of hyperparameter estimators for kernel-based regularization methods. *Automatica*, 94:381–395, 2018.
- [12] G. Pillonetto, T. Chen, A. Chiuso, G. De Nicolao, and L. Ljung. *Regularized System Identification: Learning Dynamic Models from Data*. Springer Nature, 2022.
- [13] G. Pillonetto, F. Dinuzzo, T. Chen, G. De Nicolao, and L. Ljung. Kernel methods in system identification, machine learning and function estimation: A survey. *Automatica*, 50(3):657–682, 2014.
- [14] C. E. Rasmussen and C. K. I. Williams. *Gaussian Processes for Machine Learning*. MIT Press, Cambridge, MA, 2006.
- [15] R. S. Risuleo, G. Bottegal, and H. Hjalmarsson. A new kernel-based approach to overparameterized hammerstein system identification. In *2015 54th IEEE conference on decision and control (CDC)*, pages 115–120. IEEE, 2015.
- [16] B. Schölkopf and A. J. Smola. *Learning with kernels: support vector machines, regularization, optimization, and beyond*. MIT press, 2002.
- [17] V. Umanita and S. Villa. Elastic-net regularization: iterative algorithms and asymptotic behavior of solutions. *Numerical functional analysis and optimization*, 31(12):1406–1432, 2010.
- [18] A. Venkitaraman, H. Hjalmarsson, and B. Wahlberg. Learning sparse linear dynamic networks in a hyper-parameter free setting. *IFAC-PapersOnLine*, 53(2):75–79, 2020.
- [19] Y. Xu, X. Fang, B. Mu, and T. Chen. An efficient implementation for regularized frequency response function and transient estimation. *IFAC-PapersOnLine*, 58(15):127–132, 2024.
- [20] J. Yue, W. Bo, and H. Håkan. Excess mean squared error of empirical bayes estimators. *arXiv preprint*, 2025.
- [21] V. F. Zaitsev and A. D. Polyinin. *Handbook of exact solutions for ordinary differential equations*. Chapman and Hall/CRC, 2002.
- [22] J. Zhang, Y. Ju, B. Mu, R. Zhong, and T. Chen. An efficient implementation for spatial-temporal Gaussian process regression and its applications. *Automatica*, 147:110679, 2023.
- [23] M. Zorzi. A second-order generalization of TC and DC kernels. *IEEE Transactions on Automatic Control*, 69(6):3835–3848, 2023.