

Cosmic Ray bubbles from nova super remnants and their contribution to local cosmic ray spectra.

Rubén López-Coto^{*1}, David Green², Javier Méndez-Gallego¹, and Emma de Oña Wilhelmi³,

¹ Instituto de Astrofísica de Andalucía, CSIC, Granada, 18008, Spain

² Max-Planck-Institut für Physik, D-80805 München, Germany

³ Deutsches Elektronen-Synchrotron DESY, Platanenallee 6, 15738 Zeuthen, Germany

Received xx; accepted yy

ABSTRACT

Context. Several new phenomena have been surrounding the area of study of the repeating thermonuclear explosions called novae. For example, recurrent novae have been proven to be efficient cosmic ray hadronic accelerators thanks to the recent observations of RS Ophiuchi by different γ -ray instruments. Novae have also demonstrated to have the ability to carve large cavities into the Interstellar Medium with parallelisms with the remnants of supernovae.

Aims. Calculate what is the effect of novae in their surrounding media and to which distances these effects dominate over the average quantities that are measured in the ISM.

Methods. We calculate the filling factor of novae and their contribution to cosmic ray fluxes using cosmic ray propagation codes. To limit what is the atomic density of the Interstellar Medium (ISM) surrounding the region around RS Oph, we use *Fermi*-LAT observations of the region.

Results. The filling factor of novae in the Galaxy is not significant under all assumptions done in the paper. They do not dominate over the local cosmic ray fluxes, even at the lowest energies, for distances larger than a few parsec. The particle density of the ISM surrounding them is, however, very much modified, lowering it more than one order of magnitude with respect to galactic averages, confirming estimates done using other observatories.

Conclusions. Even though at global galactic distances, novae do not seem to be dominating cosmic ray transport, they have the power to modify the conditions of their surrounding ISM over parsec distances.

Key words. cosmic rays – gamma rays – novae

1. Introduction

Cataclysmic variable stars are semi-detached binaries that consist of a primary White Dwarf (WD) accreting material from a companion star. Novae constitute a subclass of cataclysmic variable stars and they consist of outbursts caused by the accumulation of hydrogen-rich material on the surface of the WD which results in a thermonuclear runaway creating thermonuclear explosions and resulting fast shocks. A nova is denominated as classical when only one outburst has been reported and recurrent if they have documented repeated eruptions (Chomiuk et al. 2021). The repetition period can vary from years to decades or almost centuries (Anupama 2013; Darnley 2021). The further sub-classification of symbiotic denotes that the donor star has evolved from the main sequence such as a red giant star and therefore the WD is immersed in the donor star's wind. Novae can increase their brightness from 6 up to 19 magnitudes during these outbursts, which can last from weeks to months, see (Chomiuk et al. 2021) for a review. Novae have been studied from radio up to X-rays for decades. It was only 14 years ago that there was the first report of High Energy (HE; $E > 100$ MeV) γ -ray emission from the recurrent symbiotic nova V407 Cyg by *Fermi*-LAT (Abdo et al. 2010). Later on, classical novae were also established as HE gamma-ray emitters (Ackermann et al. 2014) and the number of novae detected in HE gamma rays has been increasing since then (Cheung et al. 2016; Franckowiak

et al. 2018; Aydi et al. 2020). Even though these observations point toward the acceleration of Cosmic Rays (CRs) by novae, the origin of this gamma-ray emission was still unclear. Their spectra could be well-represented by models considering leptons producing gamma rays by inverse Compton up-scattering photons from the photosphere or protons decaying into π^0 and producing gamma rays (Sitarek & Bednarek 2012). RS Ophiuchi (RS Oph) is a recurrent symbiotic nova that displays major outbursts every 15-20 years (Dobrzycka & Kenyon 1994). Its last outburst took place on August 8th, 2021 and the event was panchromatically observed and is one of the best studied transient nova events. It was followed up by observing energies ranging from radio up to Very-High-Energy (VHE; $E > 100$ GeV) gamma rays. In the HE regime, *Fermi*-LAT measured gamma rays coming from the direction of RS Oph (Cheung et al. 2022; H. E. S. S. Collaboration et al. 2022). Most importantly, at VHE gamma rays, RS Oph was also detected by Cherenkov telescopes in the TeV regime, including MAGIC (Acciari et al. 2022) and the LST-1 of CTAO LST Collaboration (Abe et al. 2023) in the Northern hemisphere and H.E.S.S. (H. E. S. S. Collaboration et al. 2022) in the Southern one. In X-rays, it was observed by *Chandra* and *XMM-Newton* (Orio et al. 2021), *INTEGRAL*, (Ferrigno et al. 2021), *MAXI*(Shidatsu et al. 2021), *NICER*(Enoto et al. 2021), *NuSTAR*(Luna et al. 2021) and *Swift* (Page et al. 2022), in the optical, photometry and spectroscopic observations were also carried out (Taguchi et al. 2021a; Munari et al. 2021; Munari & Valisa 2021a,b; Taguchi et al. 2021b; Nikolov & Luna

* E-mail: rlopezcoto@iaa.es

2021; Shore et al. 2021a,c,b; Fajrin et al. 2021; Ricra et al. 2021; Zamanov et al. 2021, 2022), together with infra-red (Woodward et al. 2021) and radio (Sokolovsky et al. 2021; Peters et al. 2021; Williams et al. 2021) observations. Upper limits on the neutrino flux were also established by IceCube Multimessenger (Pizzuto et al. 2021). In the gamma-ray energy range, the continuation of the spectrum and similar flux decay between the HE and VHE measurements point to a common radiation component arising from a single high-speed shock (a two shock model is presented in Diesing et al. (2023)). Independent of the multiplicity of the shocks in which particles are accelerated, the current consensus is that the underlying particle population producing this emission is of hadronic origin. A pure leptonic origin can still be possible (see Bednarek (2022); Bednarek & Sitarek (2023), but the hadronic interpretation is strengthened by energetic and multi-wavelength temporal evolution arguments (see Acciari et al. (2022); H. E. S. S. Collaboration et al. (2022) for details). The efficient acceleration of hadronic CRs in nova shocks, converting a significant fraction of the nova explosion energy into accelerated CRs that reach an energy budget of $\sim 10^{43}$ erg, justifies the investigation of a sizeable contribution of novae to the CR sea. Acciari et al. (2022) and H. E. S. S. Collaboration et al. (2022) argue that the contribution of each single outburst (i.e. an impulsive injection of CRs) is sub-dominant to the average Galactic cosmic-ray population beyond ~ 1 pc.

However, the contribution of these recurrent novae (RNe), defined as the subclass of the cataclysmic variables that experience repeated thermonuclear eruptions on time scales of a human lifetime, can last millions of years, injecting protons semi-continuously in the surrounding environment during the evolutionary path of the system (Healy-Kalesh et al. 2023). Due to these continual eruptions, a dynamical structure, either a nova shell or a larger remnant is formed. This object, called nova super-remnant (NSR) has been recently identified in the Andromeda Galaxy around the nova M31N 2008-12a (Darnley et al. 2016), extending over a size that rivals that of Supernova Remnants (SNRs) (with ~ 100 pc radius), perhaps more similar to superbubbles observed around massive stellar clusters (Ackermann et al. 2011a; Aharonian et al. 2019). Even though this effect has been simulated and studied leading to an apparent shortage of these systems in the Local Group (Healy-Kalesh et al. 2024b), a cavity in the far-infrared archival IRAS images fulfilling these characteristics has been found in the region surrounding RS Oph (Healy-Kalesh et al. 2024a). The cavity is described as an ellipse with a semimajor axis of ~ 40 arcmin modeled as the effect of 650,000 eruptions that took place during a period of 25 Myr. This corresponds to a projected size of ~ 16 pc, for a distance of 1.4 kpc (Barry et al. 2008), although the distance to RS Oph has been subject of intense debate (see section C.1 of (Acciari et al. 2022)) and we will also consider a distance of 2.45 kpc as derived in Rupen et al. (2008) based on VLBA radio imaging of the nova shock expansion. Assuming a similar efficiency in the previous outbursts, one would naively expect an accumulation of CRs being injected continuously in a lifetime of Myrs. Each of these outbursts is expected to excite very turbulent plasma around the nova, that fills up the cavity, potentially confining CRs within the bubble. These CRs can eventually radiate in gamma rays through proton-proton interaction when interacting with the tenuous gas within the cavity, and reach detectable levels if the accumulated CRs are energetic enough.

In this work, we investigate the contribution of RNe to the CRs as a continuous particle accelerator. In Section 2 we estimate the contribution of the accumulated protons to the CRs sea, as a function of the distance to the nova and the filling fraction

considering RS Oph as a prototype of RNe. In Section 3, we derive upper limits on the NSR gamma-ray emission, which translates to constraints on the proton and density of the Interstellar Medium (ISM) at 16 pc surrounding RS Oph.

2. RNe as local and global CR accelerators

If the TeV outburst of RS Oph is to be considered as an archetypal of the acceleration of protons in RNe, it can be shown that the contribution to the CR sea would be no more than 0.2% (Acciari et al. 2022). Likewise, if we reduce the problem to the local contribution of CRs around the star, we also find that the energy density of the CRs injected by the nova would dominate over the energy density of the CRs in the Milky Way (MW) only for a region with a radius of $R_{\text{nova}} \lesssim 0.5$ pc, assuming a homogeneous distribution of the CRs in the region (Acciari et al. 2022). The estimations above concern the single contribution of a given nova. We can now entertain the contribution of a population of similar classical novae independently exploding in the MW to calculate the total filling factor of their regions of influence.

2.1. Filling factor of novae in the Milky Way

The rate of novae in the MW ($N = 50_{-23}^{+31}$ yr $^{-1}$ (Shafter 2017) or $N = 26 \pm 6$ yr $^{-1}$ in more recent estimates (Kawash et al. 2022)) makes one wonder if a significant fraction of the MW could be covered by the remnants of these explosions. Without making any initial assumptions about the volume that is covered by a nova remnant, let us compute what would be the percentage of the MW covered by these objects. To estimate the volume of the MW, we consider that it is contained in a cylinder of radius $R_{\text{MW}} = 20$ kpc and height $H_{\text{MW}} = 200$ pc (Vieira et al. 2023). Let us make the very simplistic and conservative assumption that every nova creates a sphere of radius R_{nova} without considering any overlapping between the regions created by different novae, the fraction (F) covered is therefore given by:

$$F = N \frac{4/3\pi R_{\text{nova}}^3}{\pi R_{\text{MW}}^2 H_{\text{MW}}} t \approx 2 \times 10^{-4} \left(\frac{R_{\text{nova}}}{1\text{pc}} \right)^3 \left(\frac{t}{10^6\text{yr}} \right) \quad (1)$$

where t is the time that is considered for nova eruptions to sustain such cavity and we assume $N = 26 \pm 6$ yr $^{-1}$ (Kawash et al. 2022). This is represented in Figure 1 for the assumption of $t = 1$ Myr, together with different significant radii and percentages of the Galaxy covered. We can see that even in the most optimistic scenario of no overlapping between regions, this novae population would cover a significant fraction ($>10\%$ of the MW) only in the case of extending their region of influence for regions with a radius larger than 5 pc and/or lasting for a significant time longer than 1 Myr. Let us remember that, as a first order approximation, the radius of influence over the ISM for a single nova calculated using Equation 16 of Acciari et al. (2022) is ~ 0.5 pc and even though that for a RN can reach distances larger than a few parsec (Equation 17 of Acciari et al. (2022)), the volume of the region of influence of a RN is smaller than that of independent single novae that erupted the same number of times as the recurrent one.

2.2. Local CR contribution

Let us go one step further and compute what the contribution of novae to the local CR spectrum surrounding a RN is. For the

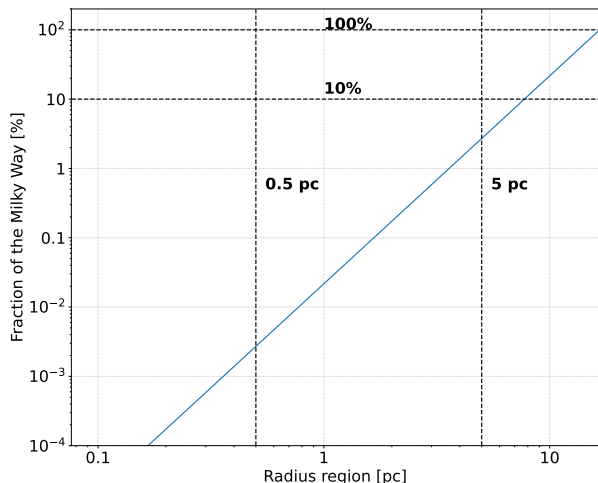


Fig. 1. Fraction of the Galaxy covered by CR bubbles created by novae. The band represents the error in the number of novae per year as estimated by Kawash et al. (2022).

calculations, we used the EDGE code (López-Coto et al. 2018) assuming a source continuously injecting protons during 25 Myr. We assumed the optimistic scenario in which the total injected energy in protons per nova eruption is the same as in RS Oph and equal to 4.4×10^{43} erg (Acciari et al. 2022), with the same evolution considered in (Healy-Kalesh et al. 2024a) for a total of 650,000 eruptions during the lifetime considered. CRs are considered to propagate isotropically from the central sources and due to the impulsive behaviour of the injection, we consider them to diffuse away from the central source with an energy-dependent diffusion given by $D(E) = D_0(1 + E/E_0)^\delta$ (Atoyan et al. 1995) where $E_0 = 3$ GeV and $\delta=0.33$ assuming Kolmogorov turbulence and $D_0 = 1.4 \times 10^{26}$ cm²/s assuming slow diffusion on a turbulent region as measured in (Abeysekera et al. 2017) and comparable to that in regions much more turbulent than the ISM (Ackermann et al. 2011b). We calculate the CR flux at different distances from the nova explosion and compare them to the one locally measured at Earth in Figure 2. Ignoring the region below a few GeV that is affected by solar modulation, we can see that the spectrum produced by a RN only dominates over the local spectrum for a region of ~ 10 pc, similar to what was deduced using simple calculations. We therefore conclude that to obtain a significant contribution of a nova to the CR spectrum measured at Earth, the nova would need to erupt at a distance not further than few tens of parsec with a rate of few decades. Note that we are assuming a slow propagation due to a turbulent region, and for faster propagations, the dominance of the CR spectrum injected by the RN would be reduced with respect to that of the ISM. In case of slower propagation, close to the Bohm limit, or confinement of these CRs, the dominance of NSRs could extend to regions reaching the tens of pc distance, but one would also need to take into account larger cooling effects due to this confinement.

3. Nova super remnants as continuous CR injectors: the case of RS Ophiuchi

In Section 2 we made the simple assumption that all CRs injected by novae travel freely and compute their influence in the sur-

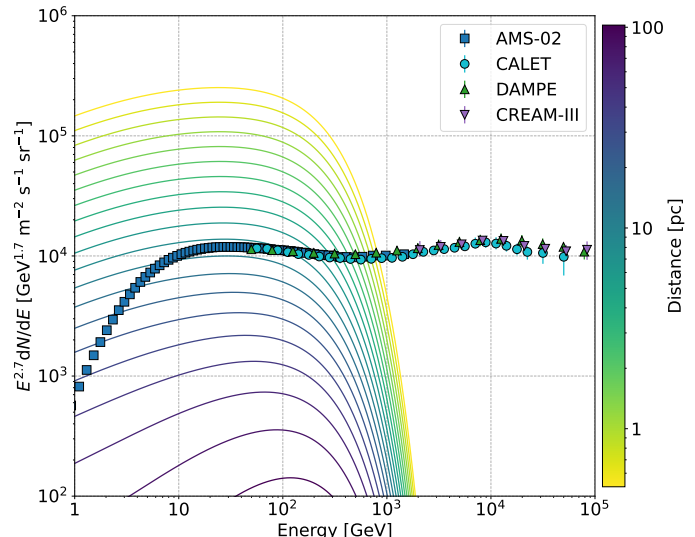


Fig. 2. Proton flux produced by a single RN at different distances from the source. For comparison, we show the local proton fluxes locally measured by AMS-02 (Aguilar et al. 2015), CALET (Adriani et al. 2022), DAMPE (An et al. 2019) and CREAM-III (Choi et al. 2022).

rounding media as an optimistic scenario to study if their influence could be significant. In this section we will, however, consider a more realistic case derived from recent measurements: recurrent novae bore through the ISM to produce cavities in which there is a shock between the material expelled by the continuous eruptions and the ISM, the CRs injected by them are confined in these regions and we will study their effects. The discovery of a cavity around RS Oph (Healy-Kalesh et al. 2024a), resembling the NSR discovered around M31N 2008-12a (Darnley et al. 2019), gives rise to the possibility of such a phenomenon around RS Oph. We can thus interpret this cavity as produced by recurrent injections of CRs by the nova in time scales of Myrs, filling a region in the sky with an angular size of ~ 0.6 deg. We search for gamma rays on this region using data from the Large Area Telescope (LAT) on board the *Fermi* Gamma-ray Space Telescope (Atwood et al. 2009) to constrain the content of CRs.

3.1. Fermi-LAT Analysis

The gamma-ray emission detected by the LAT during the 2021 eruption declined quickly below the detectable level after ~ 1 month (Cheung et al. 2022). To evaluate the steady emission due to continuous injection of protons in multiple outbursts, we used the ~ 15 year dataset covering the period before and after it.

We performed a binned likelihood analysis using *Fermi*-LAT data spanning from MJD 54682.655 to 60377.351 while eliminating time between 59433.5 and 59533.5 corresponding to the recent 2021 outburst of RS Oph. RS Oph was not significantly detected 50 days post outburst. We conservatively chose 100 days post outburst to ensure there was no residual contamination in the NSR (Cheung et al. 2022). The analysis was performed using *Fermipy* 1.2.2¹ and *FermiTools* v2.2.0². We use *Fermi*-LAT data with a 15° diameter region of interest (ROI) surrounding RS Oph (RA=267.555°, DEC=-6.708°) and 4FGL-DR4 as

¹ <https://fermipy.readthedocs.io/en/latest/>

² <https://github.com/fermi-lat/FermiTools-conda/>

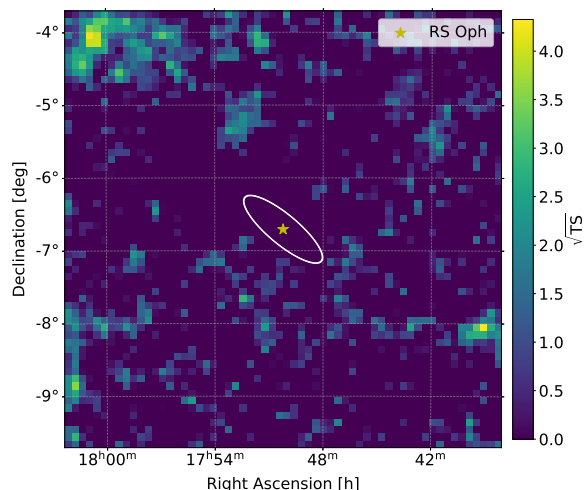


Fig. 3. *Fermi*-LAT skymap in significance derived from test statistics. In white we can see the template used to derive the γ -ray upper limits. The square root of the TS, see equation 2, is the significance detecting a new source against the null hypothesis. The parameters for the template are taken from Healy-Kalesh et al. (2024b).

the baseline model to populate source within a 20° radius of RS Oph, `gll_iem_v07` as the Galactic diffuse component and `iso_P8R3_SOURCE_V3_v1` as the isotropic diffuse component. The analysis covers an energy range from 100 MeV to 500 GeV divided into 8 energy bins per decade while the spatial binning uses 150×150 bins. The joint likelihood analysis was subdivided into the PSF0/1/2/3 event types with a zenith angle cut of 90° for each event type to eliminate emission from the Earth’s Limb. While performing the likelihood maximization, the normalization and shape parameters of all sources within a 5° radius from RS Oph, including the Galactic and isotropic diffuse components, are left free within the fit.

The template we use considers the NSR with a semi-major axis 40 arcmin, an eccentricity of 0.95, and a position angle of 50° -the shape extracted in (Healy-Kalesh et al. 2024a)- as it can be seen in Figure 3. Notably this is largely consistent with the known bipolar ejecta from RS Oph as demonstrated with later time radio interferometry measurements (Munari et al. 2022; de Ruiter et al. 2023). No *Fermi*-LAT source was found at the position of RS Oph during the inter-eruption period, and upper limits seen in Fig. 4. We take the difference in log-likelihood of the model without the RS Oph NSR (the null hypothesis) to that of the log-likelihood with the RS Oph NSR (test hypothesis). Using the following equation from Mattox et al. (1996):

$$TS \equiv -2(\mathcal{L}_{\text{null}} - \mathcal{L}_{\text{test}}), \quad (2)$$

where TS is the test statistic, $\mathcal{L}_{\text{null}}$ is the log-likelihood of the null hypothesis, and $\mathcal{L}_{\text{test}}$ is the log-likelihood of the test hypothesis. The significance of detection of a source is defined as the square-root of the TS. We find a $TS = 0.01$ for the RS Oph NSR which is well below the $TS \geq 25$ threshold to claim a detection³. The 95% integrated flux upper limit for the RS Oph NSR is $3.25 \times 10^{-10} \text{ cm}^{-2} \text{ s}^{-1}$, integrated from 100 MeV to 500 GeV.

³ *Fermi*-LAT Likelihood Overview

3.2. CRs in the RS Oph NSR

Taking into account a nova energy output used to accelerate protons is $4.4 \times 10^{43} \text{ erg}$ (Acciari et al. 2022), and the estimates from (Healy-Kalesh et al. 2024a) of 650,000 eruptions during 25 Myr, we obtain that the total energy into accelerated protons is:

$$W_p \sim 3 \times 10^{49} \text{ erg}. \quad (3)$$

This quantity may be lower if the energy output that goes into accelerated protons is lower at the initial stages of the lifetime of the nova, so it could be considered an upper limit to the total energy injected into ultra-relativistic particles. To compute the maximum amount of energy allowed by the *Fermi*-LAT upper limits, we used `naima` (Zabalza 2015) and `GAMERA` (Hahn 2015). We assumed that CR protons interact with the medium, that the total amount of energy injected into accelerated protons is W_p and gamma rays are produced via π^0 decay. The injected proton spectrum is a power-law defined between 100 MeV and 10 TeV following the form:

$$\frac{dN}{dE} = f_0 \left(\frac{E}{E_0} \right)^{-\Gamma} \quad (4)$$

with $E_0 = 1 \text{ TeV}$, normalization $f_0 = 2 \times 10^{46} \text{ erg}^{-1}$ and spectral index $\Gamma = 2.5$. This spectrum is directly dependent on the particle density with which the accelerated protons is considered to be interacting, and in this case it is $n = 1 \text{ particle/cm}^3$, of the same order of the ISM. The chosen spectral index and normalization in the particle spectrum are given by the maximum gamma-ray spectrum allowed by the *Fermi*-LAT upper limits in the $\sim \text{GeV}$ energy range and slight modifications that also fit our data in spectral index and normalization are possible. Given this model, the upper limit on the γ -ray luminosity above 100 MeV is $L_\gamma < 4 \times 10^{32} \text{ erg/s}$, while the total energy W needed above 100 MeV to be injected into accelerated protons that produce gamma rays compatible with *Fermi*-LAT spectrum is:

$$W = 10^{49} \left(\frac{n}{1 \text{ cm}^{-3}} \right)^{-1} \left(\frac{d}{2.45 \text{ kpc}} \right)^{-2} \text{ erg} \quad (5)$$

where d is the distance to the source and n the atomic density of the cavity. If we compare Equations 3 and 5, we obtain an upper limit on the ISM atomic density of $n_{d=2.45 \text{ kpc}} < 0.4 \text{ cm}^{-3}$, around one order of magnitude smaller than that of the ISM (Webber 1998). If we want to compare the value obtained in Healy-Kalesh et al. (2024a) with our estimate here, we need to assume a distance of 1.4 kpc as done in that reference. In this case, the limit derived is $n_{d=1.4 \text{ kpc}} \sim 0.1 \text{ cm}^{-3}$, similar to the atomic density calculated in the aforementioned reference. We note that this estimate depends on the assumption that all nova eruptions produce the same quantity of ultra-relativistic protons and on the assumed distance to the source: closer distances would imply lower atomic densities. The result is also based on the assumption that CRs do not escape from these sources and remain trapped in the NSR bubble. Taking into account that the atomic density derived using our calculations is at the same level that the one inferred in Healy-Kalesh et al. (2024a), the only possible explanations are that we are at the level of detection of the source or that the average amount of energy per eruption over the 25 Myr considered is smaller than that of the last eruption, or that CRs actually escape from the source.

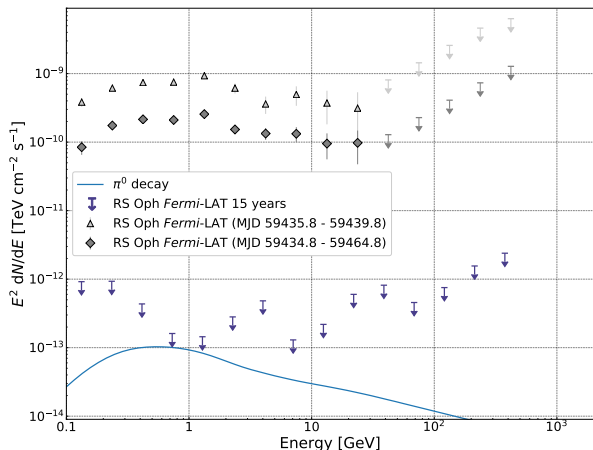


Fig. 4. *Fermi*-LAT 95% upper limits on RS Oph 15 year emission using the template from Healy-Kalesh et al. (2024a) compared with the π^0 model. The Spectral Energy Distributions from the outburst period of RS Oph are from Acciari et al. (2022) for the time range shown in the legend where RS Oph is assumed to be a point source.

4. Conclusions

We evaluated the contribution of the TeV gamma-ray novae population to the Galactic CR sea. Even though novae have been proven to be able to accelerate CRs up to multi-TeV energies (Acciari et al. 2022; H. E. S. S. Collaboration et al. 2022) we derived that a population of RS Oph-like novae, with similar energetic output, would not contribute significantly to the CR sea ($< 0.2\%$), neither to large regions around them, that is, local bubbles with radii of $>$ few pc.

Local hadronic CRs could come from novae only in extreme conditions, with novae needing to be nearby (few tens of parsec) and regular (few decades cadence). Using simple calculations, we conclude that only a non-significant fraction ($< 10\%$) of the Galaxy can be covered by nova remnants. These NSRs might be abundant in our Galaxy, however, they are difficult to detect in gamma rays: the continuous outbursts during the nova lifetime blow away the matter of ISM around it, creating a cavity around the binary systems of low-density medium (Chomiuk et al. 2021). This is confirmed by the analysis of the LAT data on the NSR associated with RS Oph. When excluding the period where the latest outburst was recorded, no gamma-ray source was found on the region defined by the infrared cavity found by Healy-Kalesh et al. (2024a). The upper limits allow us to establish an upper limit to the ISM atomic density of $n < 0.1 \text{ cm}^{-3}$, under the hypothesis of a history of similar energetic outbursts to the one in 2021. This density is a factor 10 lower than the average density in the ISM and in agreement with the simulations described in Healy-Kalesh et al. 2024a. These cavities are common around SNR explosions and stellar clusters with strong winds and reflect the strong effect of stellar activity on the surrounding ISM up to a hundred-parsec scale. LAT observations from other energetic closeby gamma-ray novae off-outburst can therefore be used to map the ISM densities on different regions in the Galaxy.

Acknowledgements. We thankfully acknowledge the comments from the anonymous referee that improved greatly the manuscript. R.L.-C., acknowledges the Ramón y Cajal program through grant RYC-2020-028639-I, the financial support from the Spanish "Ministerio de Ciencia e Innovación" through grant

PID2022-139117NB-C44, Grant CNS2023-144504 funded by MICIU/AEI/10.13039/501100011033 and by the European Union NextGenerationEU/PRTR and the Severo Ochoa program through grant CEX2021-001131-S funded by MCIN/AEI/10.13039/501100011033. He also acknowledges the European Union's Recovery and Resilience Facility-Next Generation, in the framework of the General Invitation of the Spanish Government's public business entity Red.es to participate in talent attraction and retention programmes within Investment 4 of Component 19 of the Recovery, Transformation and Resilience Plan. The *Fermi* LAT Collaboration acknowledges generous ongoing support from a number of agencies and institutes that have supported both the development and the operation of the LAT as well as scientific data analysis. These include the National Aeronautics and Space Administration and the Department of Energy in the United States, the Commissariat à l'Énergie Atomique and the Centre National de la Recherche Scientifique / Institut National de Physique Nucléaire et de Physique des Particules in France, the Agenzia Spaziale Italiana and the Istituto Nazionale di Fisica Nucleare in Italy, the Ministry of Education, Culture, Sports, Science and Technology (MEXT), High Energy Accelerator Research Organization (KEK) and Japan Aerospace Exploration Agency (JAXA) in Japan, and the K. A. Wallenberg Foundation, the Swedish Research Council and the Swedish National Space Board in Sweden. Additional support for science analysis during the operations phase is gratefully acknowledged from the Istituto Nazionale di Astrofisica in Italy and the Centre National d'Études Spatiales in France. This work performed in part under DOE Contract DE-AC02-76SF00515.

References

- Abdo, A. A. et al. 2010, *Science*, 329, 817
 Abe, H. et al. 2023, *PoS, Gamma2022*, 055
 Abeysekara, A. U., Albert, A., Alfaro, R., et al. 2017, *Science*, 358, 911
 Acciari, V. A., Ansoldi, S., Antonelli, L. A., et al. 2022, *Nature Astronomy*, 6, 689
 Ackermann, M., Ajello, M., Albert, A., et al. 2014, *Science*, 345, 554
 Ackermann, M., Ajello, M., Allafort, A., et al. 2011a, *Science*, 334, 1103
 Ackermann, M., Ajello, M., Allafort, A., et al. 2011b, *Science*, 334, 1103
 Adriani, O., Akaike, Y., Asano, K., et al. 2022, *Phys. Rev. Lett.*, 129, 101102
 Aguilar, M., Aisa, D., Alpat, B., et al. 2015, *Phys. Rev. Lett.*, 114, 171103
 Aharonian, F., Yang, R., & de Oña Wilhelmi, E. 2019, *Nature Astronomy*, 3, 561
 An, Q., Asfandiyarov, R., Azzarello, P., et al. 2019, *Science Advances*, 5, eaax3793
 Anupama, G. C. 2013, in *Binary Paths to Type Ia Supernovae Explosions*, ed. R. Di Stefano, M. Orio, & M. Moe, Vol. 281, 154–161
 Atoyan, A. M., Aharonian, F. A., & Völk, H. J. 1995, *Phys. Rev. D*, 52, 3265
 Atwood, W. B., Abdo, A. A., Ackermann, M., et al. 2009, *The Astrophysical Journal*, 697, 1071
 Aydi, E., Sokolovsky, K. V., Chomiuk, L., et al. 2020, *Nature Astronomy*, 4, 776
 Barry, R. K., Mukai, K., Sokoloski, J. L., et al. 2008, in *Astronomical Society of the Pacific Conference Series*, Vol. 401, RS Ophiuchi (2006) and the Recurrent Nova Phenomenon, ed. A. Evans, M. F. Bode, T. J. O'Brien, & M. J. Darnley, 52
 Bednarek, W. 2022, *MNRAS*, 515, 1644
 Bednarek, W. & Sitarek, J. 2023, *Journal of High Energy Astrophysics*, 38, 22
 Cheung, C. C., Jean, P., Shore, S. N., et al. 2016, *ApJ*, 826, 142
 Cheung, C. C., Johnson, T. J., Jean, P., et al. 2022, *ApJ*, 935, 44
 Choi, G. H., Seo, E. S., Aggarwal, S., et al. 2022, *ApJ*, 940, 107
 Chomiuk, L., Metzger, B. D., & Shen, K. J. 2021, *Annual Review of Astronomy and Astrophysics*, 59, 391
 Darnley, M. J. 2021, *PoS, GOLDEN2019*, 044
 Darnley, M. J., Henze, M., Bode, M. F., et al. 2016, *ApJ*, 833, 149
 Darnley, M. J., Hounsell, R., O'Brien, T. J., et al. 2019, *Nature*, 565, 460
 de Ruiter, I., Nyamai, M. M., Rowlinson, A., et al. 2023, *MNRAS*, 523, 132
 Diesing, R., Metzger, B. D., Aydi, E., et al. 2023, *ApJ*, 947, 70
 Dobrzycka, D. & Kenyon, S. J. 1994, *AJ*, 108, 2259
 Enoto, T., Maehara, H., Orio, M., et al. 2021, *The Astronomer's Telegram*, 14850, 1
 Fajrin, M., Imaduddin, I., Malasan, H. L., et al. 2021, *The Astronomer's Telegram*, 14909, 1
 Ferrigno, C., Savchenko, V., Bozzo, E., et al. 2021, *The Astronomer's Telegram*, 14855, 1
 Franckowiak, A., Jean, P., Wood, M., Cheung, C. C., & Buson, S. 2018, *A&A*, 609, A120
 H. E. S. S. Collaboration, Aharonian, F., Ait Benkhali, F., et al. 2022, *Science*, 376, 77
 Hahn, J. 2015, in *International Cosmic Ray Conference*, Vol. 34, 34th International Cosmic Ray Conference (ICRC2015), 917
 Healy-Kalesh, M. W., Darnley, M. J., Harvey, É. J., et al. 2023, *MNRAS*, 521, 3004

- Healy-Kalesh, M. W., Darnley, M. J., Harvey, É. J., & Newsam, A. M. 2024a, MNRAS, 529, L175
- Healy-Kalesh, M. W., Darnley, M. J., & Shara, M. M. 2024b, MNRAS, 528, 3531
- Kawash, A., Chomiuk, L., Strader, J., et al. 2022, ApJ, 937, 64
- López-Coto, R., Hahn, J., BenZvi, S., et al. 2018, Astroparticle Physics, 102, 1
- Luna, G. J. M., Jimenez-Carrera, R., Enoto, T., et al. 2021, The Astronomer's Telegram, 14872, 1
- Mattox, J. R., Bertsch, D. L., Chiang, J., et al. 1996, ApJ, 461, 396
- Munari, U., Giroletti, M., Marcote, B., et al. 2022, A&A, 666, L6
- Munari, U. & Valisa, P. 2021a, The Astronomer's Telegram, 14840, 1
- Munari, U. & Valisa, P. 2021b, The Astronomer's Telegram, 14860, 1
- Munari, U., Valisa, P., & Ochner, P. 2021, The Astronomer's Telegram, 14895, 1
- Nikolov, Y. & Luna, G. J. M. 2021, The Astronomer's Telegram, 14863, 1
- Orio, M., Behar, E., Drake, J., et al. 2021, The Astronomer's Telegram, 14906, 1
- Page, K. L., Beardmore, A. P., Osborne, J. P., et al. 2022, MNRAS, 514, 1557
- Peters, W. M., Clarke, T. E., Giacintucci, S., Kassim, N. E., & Polisensky, E. 2021, The Astronomer's Telegram, 14908, 1
- Pizzuto, A., Vandenbroucke, J., Santander, M., & IceCube Collaboration. 2021, The Astronomer's Telegram, 14851, 1
- Ricra, J., Vannini, J., & Baella, N. O. 2021, The Astronomer's Telegram, 14972, 1
- Rupen, M. P., Mioduszewski, A. J., & Sokoloski, J. L. 2008, The Astrophysical Journal, 688, 559
- Shafter, A. W. 2017, ApJ, 834, 196
- Shidatsu, M., Negoro, H., Mihara, T., et al. 2021, The Astronomer's Telegram, 14846, 1
- Shore, S. N., Allen, H., Bajer, M., et al. 2021a, The Astronomer's Telegram, 14868, 1
- Shore, S. N., Teyssier, F., Guarro, J., et al. 2021b, The Astronomer's Telegram, 14883, 1
- Shore, S. N., Teyssier, F., & Thizy, O. 2021c, The Astronomer's Telegram, 14881, 1
- Sitarek, J. & Bednarek, W. 2012, Phys. Rev. D, 86, 063011
- Sokolovsky, K., Aydi, E., Chomiuk, L., et al. 2021, The Astronomer's Telegram, 14886, 1
- Taguchi, K., Maehara, H., Isogai, K., Tampo, Y., & Ito, J. 2021a, The Astronomer's Telegram, 14858, 1
- Taguchi, K., Ueta, T., & Isogai, K. 2021b, The Astronomer's Telegram, 14838, 1
- Vieira, K., Korchagin, V., Carraro, G., & Lutsenko, A. 2023, Galaxies, 11, 77
- Webber, W. R. 1998, ApJ, 506, 329
- Williams, D., O'Brien, T., Woudt, P., et al. 2021, The Astronomer's Telegram, 14849, 1
- Woodward, C. E., Evans, A., Banerjee, D. P. K., et al. 2021, The Astronomer's Telegram, 14866, 1
- Zabalza, V. 2015, in International Cosmic Ray Conference, Vol. 34, 34th International Cosmic Ray Conference (ICRC2015), 922
- Zamanov, R., Marchev, V., Marchev, D., Atanasova, T., & Pavlova, N. 2022, The Astronomer's Telegram, 15330, 1
- Zamanov, R., Stoyanov, K., Kostov, A., et al. 2021, The Astronomer's Telegram, 14974, 1