

# Universal Density and Velocity Distributions of Dark Matter around Massive Black Holes

Zi-Chang Zhang<sup>a</sup>, Hai-Chao Yuan<sup>a</sup>, and Yong Tang<sup>a,b,c</sup>

<sup>a</sup>*School of Astronomy and Space Science,*

*University of Chinese Academy of Sciences (UCAS), Beijing 100049, China*

<sup>b</sup>*School of Fundamental Physics and Mathematical Sciences,*

*Hangzhou Institute for Advanced Study, UCAS, Hangzhou 310024, China*

<sup>c</sup>*International Center for Theoretical Physics Asia-Pacific, Beijing/Hangzhou, China*

(Dated: March 5, 2025)

## Abstract

The distribution of dark matter at the galactic center, crucial for indirect searches, remains uncertain. In particular, in the vicinity of the massive black hole in the center of a galaxy where indirect signals may be stronger, the density of a dark matter spike may undergo redistribution. Here we calculate the density surrounding Schwarzschild black holes that originate from diverse initial dark halos and estimate the velocity distribution of dark matter particles. By employing a series of Hernquist and power-law initial dark halos, we obtain a fitting formula between dark matter spikes and black hole masses. The Maxwell-Boltzmann distribution is utilized to approximate the velocity distribution of dark matter particles. As an application, taking into account dark matter self-annihilation, we assess the relic densities of dark matter spikes around black holes. We find that the relic spikes for s-wave annihilation are higher than p-wave annihilation, and the relic densities obtained for p-wave annihilation depend on the velocity distribution, varying significantly with distance. The findings shall further provide useful insights for multi-messenger dark matter detections in the future.

## I. INTRODUCTION

Dark matter plays an important role in the formation of galaxies and the evolution of the universe. Numerous astronomical observations have provided compelling evidence for the existence of dark matter, including rotation curves of spiral galaxies, the colliding Bullet Cluster, gravitational lensing, large-scale structure, and anisotropies in the cosmic microwave background, among others. However, the nature of dark matter remains a mystery. As a popular dark matter candidate, weakly-interacting massive particles (WIMPs) might self-annihilate or decay to standard model particles, producing gamma rays or cosmic rays, which could be detected in indirect detection experiments [1–3]. To indirectly detect dark matter at an astronomical scale, a concrete distribution of dark matter in galaxies is necessary. There are various classical models, including the power-law profile, Einasto profile [4], Hernquist profile [5], and Navarro-Frenk-White (NFW) profile [6], which effectively describe different aspects of the external structure of a dark halo. However, the distribution of dark matter in galactic centers where the indirect signals might be stronger, is still uncertain.

The profile of dark matter can affect many astrophysical and astronomical observations. For example, dark matter density has a direct impact on the observations of gamma-ray flux in the galactic center [7–10] and substructure of halo [11, 12]. And the annihilation cross section in dark matter mini-spikes around intermediate-mass black holes might vary with astrophysical parameters [13]. In recent years, gravitational waves have been discussed as a novel indirect method for probing dark matter [14–18]. Typical gravitational wave sources for searching dark matter are intermediate-mass-ratio inspirals (IMRIs) and extreme-mass-ratio inspirals (EMRIs), which are the main targets of the future space-based gravitational-wave observatories like LISA [19, 20], Taiji [21, 22] and TianQin [23]. These binaries consist of a supermassive black hole and a smaller compact object. As an environmental effect, dark matter influences the evolutions of IMRIs and EMRIs through dynamical friction [24], which can be indirectly detected in orbital evolution [25–27] and gravitational wave signal [28, 29]. Recent studies on the orbit of S-star in the Milky Way Galaxy have limited the mass of dark matter surrounded by orbit to be less than  $1200M_{\odot}$  [30–33]. In detail, the velocity distribution of dark matter has been considered in the calculations of annihilation cross section [34–37] and dynamical friction [38, 39]. The potential impact of dark matter on astrophysical and astronomical observation is becoming increasingly important. But

the velocity distribution of dark matter in relativistic spike close to a black hole is rarely considered.

The profile of the inner density of dark matter is usually associated with the supermassive black hole at the center of the galaxy. Dark matter spike is frequently-used to describe dark matter near black holes. Ref. [40] discussed that under the influence of the black hole adiabatic growth, the dark matter at the center of the galaxy might redistribute into a spike, which is higher than initial profiles. And they also consider that dark matter annihilation shall decrease the spike to obtain a relic density of dark matter spike. The adiabatic growth with different initial distribution functions was investigated [41], and various resulting spikes were obtained. In addition, fully relativistic analysis around a Schwarzschild black hole [42] predicted a higher density of spike than in the Newtonian case. Furthermore, in the environment of a rotating black hole, the profile of the spike varies with spin factor and the angle with respect to the black hole rotation axis [43]. More recently, ‘dark matter mounds’ [44] demonstrated a dark matter overdensity, which is time-dependent and shallower than dark matter spikes. Ref. [45] found that dark matter in the range of  $3GM < r < 6GM$  is metastable by Einstein cluster construction. The spikes that grow from NFW profile and Hernquist profile with different initial parameters (the total mass and distance scale of dark halo) were calculated by [46] and [47]. However, a systematic investigation into the correlation between the parameters of the dark halo and the mass of the black hole remains lacking.

In this paper, we focus on the inner environment of a galaxy and systematically investigate the correlation between the parameters of the dark halo and the mass of the black hole, substantially extending our previous work [48]. Around Schwarzschild black holes, we use relativistic analysis to calculate dark matter spikes that grow from Hernquist halos and power-law halos with different initial parameters. The parameters of the dark halo are related to the black hole mass by the mass-velocity-dispersion relation. We fit the spike characteristic density to the black hole mass and get a logarithmic relation. We analyze the velocity range of dark matter particles in the spike, and fit the velocity distribution that can be useful for further numerical analysis. Then, we consider the effect of dark matter annihilation on the density. We utilize the calculated velocity distribution to evaluate the velocity-averaged annihilation cross section of dark matter at different distances, and estimate the relic density of the spike. Two types of dark matter annihilation (s-wave and

p-wave) exert different levels of influence on the relic density of the spike. We anticipate that it will provide more detailed insights in future astronomical observations.

The contents are organized as follows. In Sec. II, we outline the theoretical framework for our numerical analysis and establish the conventions. In Sec. III we calculate the dark matter spikes around Schwarzschild black holes with mass ranging between  $10^4 M_\odot$  and  $10^9 M_\odot$ , employing both Hernquist and power-law profiles for comparison. And we fit the resulting density profiles with an analytical formula. In Sec. IV, we discuss the velocity distribution of dark matter close to the black hole. In Sec. V, we investigate the dark matter spike with annihilation and showcase the relic density profile. Finally, we summarize in Sec. VI. We use natural unit  $c = 1$  throughout this paper.

## II. THEORETICAL FRAMEWORK

In this section, we establish the theoretical framework and its conventions for the relativistic calculation of the dark matter density spike around an adiabatically growing black hole, closely following previous work [42] and [48]. Then we outline how we determine the physical parameters of dark halos for black holes in the mass range  $10^4 M_\odot - 10^9 M_\odot$ . With the initial parameters and density profiles, we estimate dark matter spikes around Schwarzschild black holes by implementing numerical integration. Finally, we give the fitted relation between the parameters of the dark matter spike and the mass of the black hole.

Given its  $r^{-1}$  behavior near the galactic center, similar to the NFW profile, but with better convergence properties, we adopt the Hernquist profile as the initial dark halo model [5],

$$\rho_H(r) = \frac{\rho_0}{(r/r_s)(1+r/r_s)^3}, \quad (1)$$

where  $\rho_0$  is characteristic density,  $r_s$  is the characteristic scale of halo, and the total mass of dark halo  $M_{\text{halo}} = 2\pi\rho_0 r_s^3$ . The phase space distribution function of Hernquist halo can be analytically expressed by Eddington inversion method [5, 10, 49],

$$f_H(\tilde{\epsilon}) = \frac{M_{\text{halo}}}{\sqrt{2}(2\pi)^3(GM_{\text{halo}}r_s)^{3/2}} \frac{\sqrt{\tilde{\epsilon}}}{(1-\tilde{\epsilon})^2} \left[ (1-2\tilde{\epsilon})(8\tilde{\epsilon}^2-2\tilde{\epsilon}-3) + \frac{3\sin^{-1}\sqrt{\tilde{\epsilon}}}{\sqrt{\tilde{\epsilon}(1-\tilde{\epsilon})}} \right]. \quad (2)$$

Here  $\tilde{\epsilon} = -r_s E'/GM_{\text{halo}}$  is dimensionless relative energy and  $E'$  is the relative energy of per unit particle mass in Newtonian case. The density of spike after adiabatic growth is given

by [42, 48]

$$\rho(r) = \sqrt{1 - \frac{2GM}{r}} \frac{2}{r^2} \int d\varepsilon dL^2 dL_z \frac{\varepsilon f(\varepsilon, L^2, L_z)}{\sqrt{\varepsilon^2 - (1 - 2GM/r)(1 + L^2/r^2)} \sqrt{L^2 - L_z^2}}, \quad (3)$$

where  $\varepsilon$ ,  $L$ , and  $L_z$  are the three constants of motion, relative energy, total angular momentum, and angular momentum along the z-direction.

In the condition of adiabatic growth, the distribution function  $f(\varepsilon, L^2, L_z)$  of dark matter spike can be computed by initial distribution function  $f_H(\tilde{\varepsilon})$  before adiabatic growth. And the initial and final constants of motion are related by the adiabatic invariants  $I_{r,\theta,\phi}$  of the halo before and after adiabatic growth. The subscripts  $r, \theta$  and  $\phi$  represent the radial, azimuthal, and polar components of invariants, respectively. The adiabatic invariants of dark matter in the Hernquist halo are

$$\begin{aligned} I_r^H(E', L') &= \oint dr \sqrt{2E' - 2\Phi_H - \frac{L'^2}{r^2}}, \\ I_\theta^H(L', L'_z) &= 2\pi |L' - L'_z|, \\ I_\phi^H(L'_z) &= 2\pi L'_z, \end{aligned} \quad (4)$$

where

$$\Phi_H = -\frac{GM_{\text{halo}}}{r + r_s}. \quad (5)$$

The invariants after growth in Schwarzschild background geometry are

$$\begin{aligned} I_r^S(\varepsilon, L^2, L_z) &= \oint dr \frac{\sqrt{\varepsilon^2 - (1 - 2GM/r)(1 + L^2/r^2)}}{1 - 2GM/r}, \\ I_\theta^S(L, L_z) &= 2\pi |L - L_z|, \\ I_\phi^S(L_z) &= 2\pi L_z. \end{aligned} \quad (6)$$

Matching  $I_{r,\theta,\phi}^S = I_{r,\theta,\phi}^H$ , the values of distribution function  $f$  in Eq. 3 are determined, and the integration can be evaluated by the Monte Carlo method. As we calculate the density  $\rho(r)$  at  $r$ , we randomly sample the variables  $(\varepsilon, L, L_z)$  in the following regions,

$$\begin{aligned} \varepsilon &\in [\varepsilon_{\min}(r), 1], \\ L^2 &\in [L_{\text{crit}}^2(r), L_{\text{max}}^2(r)], \\ L_z &\in [-|L|, |L|]. \end{aligned} \quad (7)$$

Here the extrema  $\varepsilon_{\min}$ ,  $L_{\text{max}}$  and  $L_{\text{crit}}$  are obtained by black hole capture condition [42, 43].

Then Eq. 3 can be evaluated by

$$\rho(r) = \sqrt{1 - \frac{2GM}{r}} \frac{2}{r^2} \sum_{i=1}^n \frac{2|L_i|[1 - \varepsilon_{\min}(r)][L_{\text{max}}^2(r) - L_{\text{crit}}^2(r)]\varepsilon_i f(\varepsilon_i, L_i^2, (L_z)_i)}{N \sqrt{\varepsilon_i^2 - (1 - 2GM/r)(1 + L_i^2/r^2)} \sqrt{L_i^2 - (L_z)_i^2}}, \quad (8)$$

where  $n$  is the number of points that satisfy  $I_{r,\theta,\phi}^S = I_{r,\theta,\phi}^H$  and the expressions inside the square roots of Eq. 8  $> 0$ , and  $N$  is the number of total sampling points.

Subsequently, we examine the correlation between dark matter spikes and black holes of different masses. The black hole mass  $M$  and the parameters of the initial dark halo  $(M_{\text{halo}}, r_s)$  are related by the mass-velocity-dispersion relation, namely the one-dimensional velocity dispersion of halo and the virial mass relations [50–53],

$$\begin{aligned} \log(M/M_\odot) &= 8.12 + 4.24 \log(\sigma/200\text{km} \cdot \text{s}^{-1}), \\ M_{\text{vir}} &= 4\pi\rho_0 r_s^3 g(c(M_{\text{vir}})) = \frac{4}{3}\pi R_{\text{vir}}^3 \times 200\rho_{\text{crit}}, \\ \sigma^2 &= \frac{4\pi G\rho_0 r_s^2 g(c_m)}{c_m}, \end{aligned} \quad (9)$$

where  $\sigma$  is the one-dimensional velocity dispersion of the halo,  $M_{\text{vir}}$  is the virial mass,  $R_{\text{vir}}$  is the virial radius,  $c(M_{\text{vir}}) = r/r_s$  is the characteristic distance ratio,  $g(x)$  is the mass integral function of the halo,  $c_m$  the distance maximizes the circular velocity  $\sqrt{GM(r)/r}$ , and  $\rho_{\text{crit}}$  is the critical density. Here we take  $g(x) = x^2/2(x+1)^2$ , which is the mass function of the Hernquist profile, and accordingly  $c_m = 1$ . The concentration relation of the virial distance ratio  $c(M_{\text{vir}}) = R_{\text{vir}}/r_s$  is given by [54]

$$c(M_{\text{vir}}) = \sum_{i=0}^5 c_i \log^i \left( \frac{h_0 M_{\text{vir}}}{M_\odot} \right), \quad (10)$$

where  $h_0 = 0.67$  and  $c_i (i = 0, 1, 2, 3, 4, 5) = (37.5153, -1.5093, 1.636 \times 10^{-2}, 3.66 \times 10^{-4}, -2.89237 \times 10^{-5}, 5.32 \times 10^{-7})$ . Then for a given black hole mass, we can obtain the parameters  $(M_{\text{halo}}, r_s)$  of the dark halo. In Table. I we tabulate the parameters of the initial dark halo for black hole mass ranging from  $10^4 M_\odot$  to  $10^9 M_\odot$ , which shall serve as the inputs for our later investigation of dark matter spikes. For further comparison, we shall also calculate the spikes growing from power-law profiles  $\rho(r) = \rho_0 (r_s/r)^\gamma$  by following [40]. Considering that the halo mass of the power-law profile is divergent as  $r \rightarrow \infty$ , we set the halo masses consistent with Hernquist profiles as  $r = r_s$ , and characteristic density  $\rho_0$  is also the same as Hernquist halo. Then the characteristic scale  $r_s$  of power-law profiles are determined by  $M_{\text{halo}} = 4\pi\rho_0 r_s^3 / (3 - \alpha)$ . We show the initial parameters of power-law halos in Tabel. II.

TABLE I. The parameters ( $M_{\text{halo}}, r_s$ ) of the initial Hernquist halo surrounding black holes with mass range from  $10^4 M_\odot$  to  $10^9 M_\odot$ .

Black hole mass ( $M/M_\odot$ )	Halo mass ( $M_{\text{halo}}/M_\odot$ )	Characteristic scale of halo ( $r_s/\text{kpc}$ )
$1 \times 10^4$	$4.64 \times 10^8$	1.09
$5 \times 10^4$	$1.63 \times 10^9$	1.79
$1 \times 10^5$	$2.80 \times 10^9$	2.22
$5 \times 10^5$	$9.95 \times 10^9$	3.69
$1 \times 10^6$	$1.72 \times 10^{10}$	4.59
$5 \times 10^6$	$6.16 \times 10^{10}$	7.70
$1 \times 10^7$	$1.06 \times 10^{11}$	9.63
$5 \times 10^7$	$3.84 \times 10^{11}$	16.3
$1 \times 10^8$	$6.69 \times 10^{11}$	20.4
$5 \times 10^8$	$2.43 \times 10^{12}$	34.6
$1 \times 10^9$	$4.22 \times 10^{12}$	43.4

TABLE II. The parameters ( $M_{\text{halo}}, r_s, \gamma$ ) of initial power-law profiles surrounding black holes with mass range from  $10^4 M_\odot$  to  $10^9 M_\odot$ .

Black hole mass $M/M_\odot$	Initial parameters $\gamma$ and ( $M_{\text{halo}}/M_\odot, r_s/\text{kpc}$ )			
	$\gamma = 1$	$\gamma = 1.25$	$\gamma = 1.5$	$\gamma = 1.75$
$1 \times 10^4$	( $4.64 \times 10^8, 1.09$ )	( $4.64 \times 10^8, 1.04$ )	( $4.64 \times 10^8, 0.989$ )	( $4.64 \times 10^8, 0.930$ )
$1 \times 10^5$	( $2.80 \times 10^9, 2.22$ )	( $2.80 \times 10^9, 2.12$ )	( $2.80 \times 10^9, 2.02$ )	( $2.80 \times 10^9, 1.90$ )
$1 \times 10^6$	( $1.72 \times 10^{10}, 4.59$ )	( $1.72 \times 10^{10}, 4.40$ )	( $1.72 \times 10^{10}, 4.17$ )	( $1.72 \times 10^{10}, 3.93$ )
$1 \times 10^7$	( $1.06 \times 10^{11}, 9.61$ )	( $1.06 \times 10^{11}, 9.20$ )	( $1.06 \times 10^{11}, 8.75$ )	( $1.06 \times 10^{11}, 8.23$ )
$1 \times 10^8$	( $6.69 \times 10^{11}, 20.4$ )	( $6.69 \times 10^{11}, 19.5$ )	( $6.69 \times 10^{11}, 18.5$ )	( $6.69 \times 10^{11}, 17.4$ )
$1 \times 10^9$	( $4.22 \times 10^{12}, 43.4$ )	( $4.22 \times 10^{12}, 41.5$ )	( $4.22 \times 10^{12}, 39.4$ )	( $4.22 \times 10^{12}, 37.1$ )

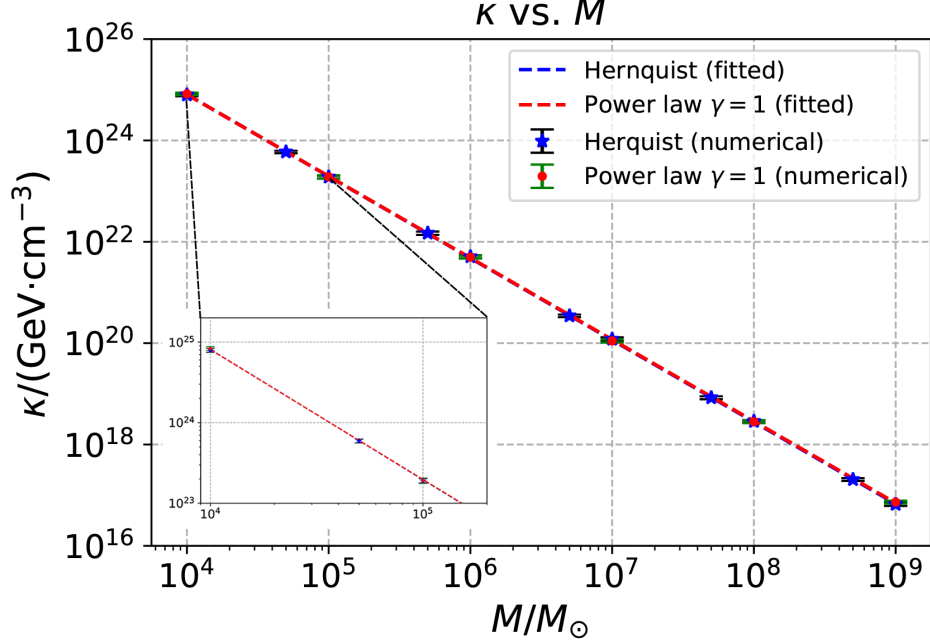


FIG. 1. The logarithmic relation between characteristic density of spike  $\kappa$  and black hole mass  $M$ . The dashed lines are the fitting results following Eq. 12. The blue dashed line is the characteristic density for the spike growing from the initial Hernquist halo, and the red dashed line is for the spike growing from the initial power-law profile with  $\gamma = 1$ . The scattered data points with error bars represent numerical data points calculated based on the initial halo parameters listed in Table. I.

### III. DENSITY PROFILE

After numerically calculating the dark matter spike after adiabatic growth, we fit with the analytic expression below,

$$\rho(r) = \frac{\kappa(\text{GeV} \cdot \text{cm}^{-3})}{(r/GM)^\omega} \left(1 - \frac{4GM}{r}\right)^\eta. \quad (11)$$

Here  $\kappa$  represents the characteristic density of the spike,  $\omega$  is the power-law index of distance  $r$ , and index  $\eta$  adjusts the profile approaching the black hole. If necessary, the unit can be converted by  $\text{GeV} \cdot \text{cm}^{-3} = 0.0265 M_\odot \cdot \text{pc}^{-3}$ .

We visualize  $\kappa$  in Fig. 1 to compare the Hernquist profile and power-law profile with  $\gamma = 1$ . The results show that  $\kappa$  varies significantly with  $M$ , while nearly equal for both profiles. Then we can use a logarithmic formula to fit the correlation between  $\kappa$  and  $M$ ,

$$\log(\kappa/(\text{GeV} \cdot \text{cm}^{-3})) = a \cdot \log(M/M_\odot) + b. \quad (12)$$



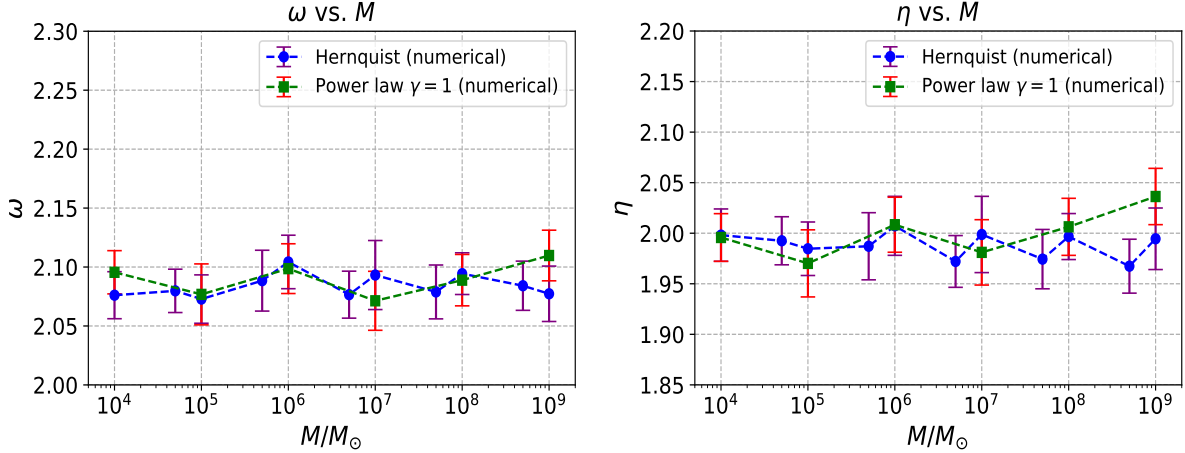


FIG. 2. The numerical scatters with error bar of  $\omega$  and  $\eta$  for spikes growing from initial Hernquist and power-law profiles with  $\gamma = 1$ . The blue dashed line: Hernquist profile; the green dashed line: power-law profile with  $\gamma = 1$ . (Left) Numerical scatters of  $\omega$  vs. black hole mass  $M$ . (Right) Numerical scatters of  $\eta$  vs. black hole mass  $M$ .

The best fit parameters of the initial Hernquist halo and initial power-law profile with  $\gamma = 1$  are  $(a, b) = (-1.616 \pm 0.003, 31.37 \pm 0.02)$  and  $(-1.612 \pm 0.005, 31.35 \pm 0.03)$ , respectively. Fig. 2 shows the correlation between  $\omega$  ( $\eta$ ) and  $M$ . Given that  $\omega$  and  $\eta$  are nearly constant, we use the average values  $(\bar{\omega}, \bar{\eta})$  to simplify the spikes generated by different initial dark halos. For the above two initial halos,  $(\bar{\omega}, \bar{\eta})$  are  $(2.09 \pm 0.01, 1.99 \pm 0.02)$  and  $(2.09 \pm 0.01, 2.00 \pm 0.02)$ , respectively. We find that the results  $(\kappa, \bar{\omega}, \bar{\eta})$  from the two initial inputs are quite similar. It can be explained by the similar behaviors  $r^{-1}$  close to the galactic center of two initial profiles. Therefore, we can assume that the spikes that grow from the Hernquist profile and the power-law profile with  $\gamma = 1$  are equivalent near black holes.

Furthermore, we compute the spikes that grow from power-law profiles with various indices  $\gamma = 1, 1.25, 1.5$  and  $1.75$ , which are motivated by other physical models. In Fig. 3 we show the logarithmic relation between characteristic density of spike  $\kappa$  and black hole mass  $M$ . For larger  $\gamma$ , the density of the spike is higher since the overall density close to the black hole is larger. In Fig. 4 we show the numerical fitting results of  $(\omega, \eta)$  generated from different initial halos. The best fit parameters  $(a, b)$  and  $(\bar{\omega}, \bar{\eta})$  for  $\gamma = 1, 1.25, 1.5$  and  $1.75$  are tabulated in Tabel. III. It can be found that under conditions of initial power-law profiles, the index  $\bar{\omega}$  of spike increases with  $\gamma$ , but the variation tendency of  $\bar{\omega} - \gamma$  is not different

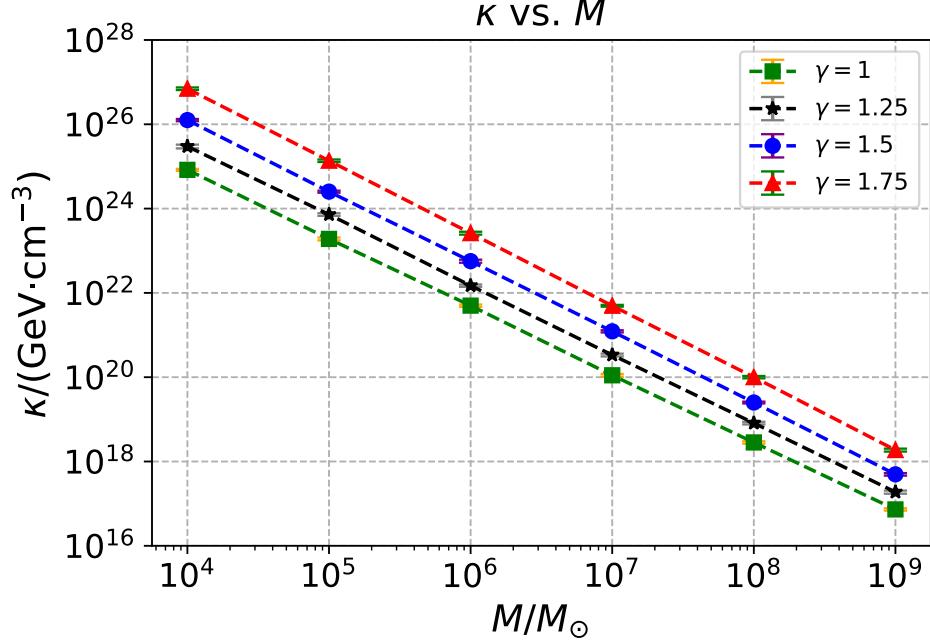


FIG. 3. The logarithmic relation between characteristic density of spike  $\kappa$  and black hole mass  $M$ . The dashed lines are the fitting results following Eq. 12. The green dashed line, blue dashed line, black dashed line, and red dashed line are the results of power-law profiles with  $\gamma = 1, 1.25, 1.5$  and  $1.75$  respectively. The scattered data points with error bars on homologous curves represent numerical data points calculated based on the initial halo parameters listed in Table. I.

from  $\alpha_{\text{sp}} = (9 - 2\gamma)/(4 - \gamma)$  given by [40]. This might be due to the range of distances we investigate is closer to the black hole and we have employed relativistic analysis.

Combining Eq. 11 and Eq. 12, we can relate the density of the spike to the mass of the black hole,

$$\rho(r) = 10^b \cdot \left(\frac{M}{M_\odot}\right)^a \cdot \left(\frac{r}{GM}\right)^{-\bar{\omega}} \cdot \left(1 - \frac{4GM}{r}\right)^{\bar{\eta}} \text{ GeV} \cdot \text{cm}^{-3}. \quad (13)$$

From the numerical results of  $(\bar{\omega}, \bar{\eta})$ , we can observe the profiles of spikes generated by the above initial halos are quite similar, namely  $\bar{\omega} \simeq 2.10$  and  $\bar{\eta} \simeq 2.00$ . Thus, in the next section, Sec. IV, without loss of generality, we shall only focus on the dark matter spikes growing from initial Hernquist profiles and analyze the corresponding velocity distribution of dark matter particles.

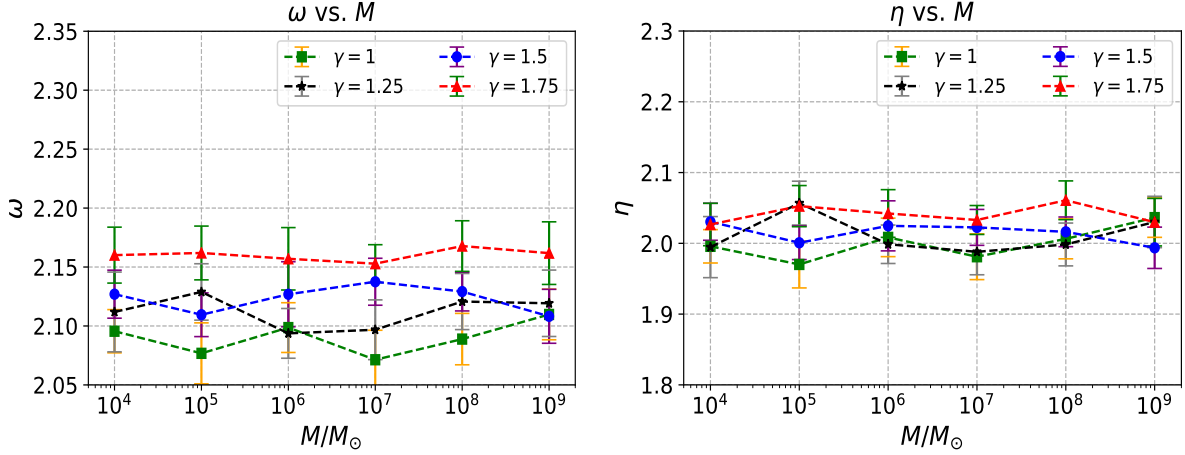


FIG. 4.  $\omega$  and  $\eta$  for initial power-law profiles with  $\gamma = 1, 1.25, 1.5$  and  $1.75$ . The green dashed line, blue dashed line, black dashed line, and red dashed line are the results of power-law profiles with  $\gamma = 1, 1.25, 1.5$  and  $1.75$  respectively. (Left) Numerical scatters of  $\omega$  vs. black hole mass  $M$ . (Right) Numerical scatters of  $\eta$  vs. black hole mass  $M$ .

TABLE III. The best fit parameters  $(a, b)$  and  $(\bar{\omega}, \bar{\eta})$  of initial halos surrounding black holes with mass range from  $10^4 M_\odot$  to  $10^9 M_\odot$ .

Initial halo	$(a, b)$	$(\bar{\omega}, \bar{\eta})$
Hernquist	$(-1.616 \pm 0.003, 31.37 \pm 0.02)$	$(2.09 \pm 0.01, 1.99 \pm 0.02)$
Power law ( $\gamma = 1$ )	$(-1.612 \pm 0.005, 31.35 \pm 0.03)$	$(2.09 \pm 0.01, 2.00 \pm 0.02)$
Power law ( $\gamma = 1.25$ )	$(-1.642 \pm 0.005, 32.05 \pm 0.03)$	$(2.11 \pm 0.01, 2.01 \pm 0.02)$
Power law ( $\gamma = 1.5$ )	$(-1.677 \pm 0.004, 32.81 \pm 0.03)$	$(2.13 \pm 0.01, 2.01 \pm 0.01)$
Power law ( $\gamma = 1.75$ )	$(-1.714 \pm 0.002, 33.70 \pm 0.02)$	$(2.16 \pm 0.04, 2.04 \pm 0.01)$

#### IV. VELOCITY DISTRIBUTION OF DARK MATTER

Once we know the density profile of a dark matter profile, next we shall evaluate the velocity distribution of dark matter particles in the spike since it can affect many physical observables. In this section, we shall analyze the range of dark matter velocity at different distances from black hole, and fit the velocity distribution of dark matter. We have performed a fit of the Gaussian distribution function in the previous work [48]. Nevertheless, the range of dark matter velocity is not arbitrary. The lower bound of velocity in Gaussian

distribution is inconvenient to define. To approximate the velocity distribution range predicted by our analysis and to better normalize the distribution function numerically, we use a formula similar to the Maxwell-Boltzmann distribution, as it provides a better fit near the lower bound of velocity.

In Schwarzschild spacetime, the four-velocity can be written as  $u^\mu = \gamma(1, v^j)$  and relative energy per unit mass  $\varepsilon = u_t = g_{tt}u^t$ , where  $v^j = u^j/u^t$ ,  $\gamma = (-g_{tt} - g_{ij}v^i v^j)^{-1/2}$  is Lorentz factor, and  $g_{\mu\nu}$  is the matrix elements of Schwarzschild metric. Here we set velocity  $v = \sqrt{g_{ij}v^i v^j}$ , then we can express the velocity of dark matter particle by  $\varepsilon$ ,

$$v = \sqrt{-g_{tt} - \frac{(g_{tt})^2}{\varepsilon^2}}, \quad (14)$$

where  $g_{tt} = -1 + 2GM/r$ . It is a monotonic function for  $\varepsilon$  when  $g_{tt}$  is determined by  $r$ . On the one hand, given  $\varepsilon_{\max} = 1$ ,  $v_{\max}$  can be obtained at various distances. On the other hand, the minimum values of  $\varepsilon$  at different distances are analytic [42],

$$\varepsilon_{\min}(r) = \begin{cases} \frac{1 - 2GM/r}{\sqrt{1 - 3GM/r}}, & 4GM \leq r \leq 6GM \\ \frac{1 + 2GM/r}{\sqrt{1 + 6GM/r}}, & r \geq 6GM \end{cases}, \quad (15)$$

thus  $v_{\min}(r)$  also can be expressed by combining Eq. 14 and Eq. 15. As shown in Fig. 5, it implies that the velocity of dark matter in a spike is not arbitrary but confined to a range that varies with distance. It also conveys that the dark matter particles would escape when  $v > v_{\max}$  or have fallen into BH when  $v < v_{\min}$ . The remaining dark matter contributes to the spike.

Numerically we can obtain the distribution function by differentiating  $\rho(r, v)$

$$f_{\text{num}}(r, v) = \frac{1}{\rho(r)} \frac{d\rho}{dv}. \quad (16)$$

Here we use Maxwell-Boltzmann distribution,

$$f_r(v) = \frac{4\pi [v - v_{\min}(r)]^2}{[\pi v_0^2(r)]^{\frac{3}{2}}} e^{-[v - v_{\min}(r)]^2/v_0^2(r)}, \quad (17)$$

where  $v_0(r)$  is the characteristic velocity to be fitted with  $r$ . It is normalized by

$$\int_{v_{\min}(r)}^{\infty} f_r(v) dv = 1. \quad (18)$$

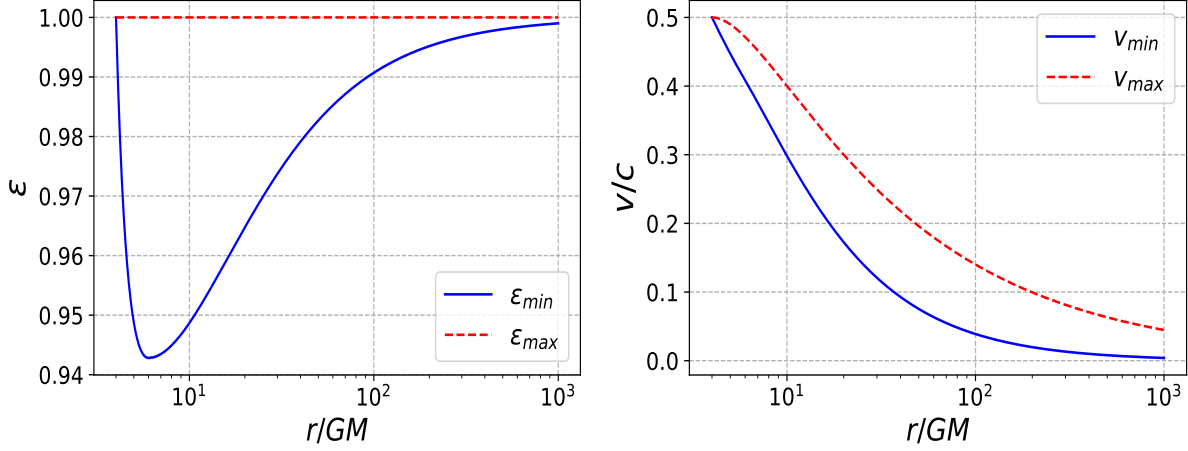


FIG. 5. The boundaries of relative energy  $\varepsilon$  and velocity of dark matter in spike  $v$ , which vary with distance  $r$ .

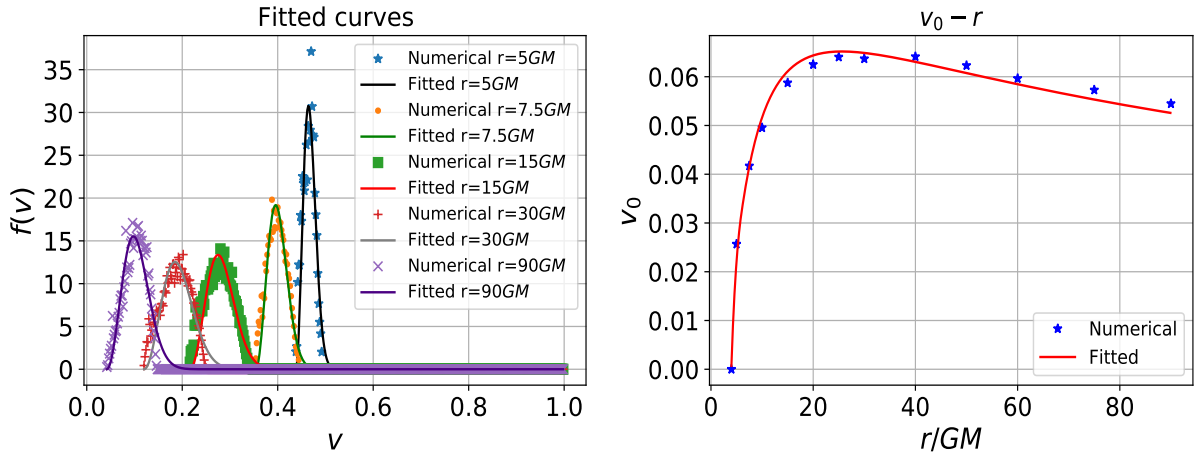


FIG. 6. The results of numerical scatters and fitted curves. (Left) Velocity distribution function  $f(v)$  at various distance  $r$ . (Right) Characteristic velocity  $v_0$  vs.  $r$ .

When fitting the distribution function at  $r$ , we find that  $v_0$  is close to  $(v_{max} - v_{min})/2$ . In Fig. 6, we show the velocity distribution at several distances in the left panel and  $v_0$  from  $4GM$  to  $90GM$  in the right panel. We can see that  $f_r(v)$  is sharper when getting closer to the black hole. At  $r \rightarrow 4GM$ ,  $v_0 \rightarrow 0$  and the distribution function is approximately a  $\delta$ -function. This can be understood as the consequence of the smaller phase space for dark matter particles near the black hole.

With the above results, we can further extend Eq. 13 by relating the velocity distribution

$f_r(v)$ ,

$$\rho(r, v) = \rho(r) \int_{v_{\min}(r)}^v f_r(v') dv'. \quad (19)$$

With velocity distribution in hand, in the next section, we shall consider dark matter self-annihilation, and investigate the effects of velocity distribution on the annihilation cross section and the relic density of the spike.

## V. DARK MATTER PROFILE WITH SELF-ANNIHILATION

We now consider dark matter self-annihilation and estimate the relic density of the dark matter spike near galactic center. If dark matter annihilates, its density is possible to be different from the one we obtain in Sec. II.

We define  $m_\chi$  as the rest mass of the dark matter particle  $\chi$ ,  $\langle\sigma v\rangle$  as the annihilation cross section, and  $t_{\text{BH}}$  as the age of black hole. In our calculation, we set  $t_{\text{BH}} = 10\text{Gyr}$ . Denoting the number density as  $n$  and energy density  $\rho = nm_\chi$ , combining the annihilation rate  $\Gamma = n\langle\sigma v\rangle$  and change rate of particle number  $dn/dt = -n\Gamma$ , we obtain

$$\frac{d\rho}{dt} = m_\chi \frac{dn}{dt} = -\frac{\rho^2 \langle\sigma v\rangle}{m_\chi}. \quad (20)$$

Then we set the spike density in Sec. II as the initial density  $\rho_{\text{ini}}(r)$ . After the annihilation time  $t_{\text{BH}}$ , the final relic density of the dark matter spike is  $\rho_{\text{relic}}(r)$ . This process can be described by integrating Eq. 20

$$\int_{\rho_{\text{ini}}(r)}^{\rho_{\text{relic}}(r)} -\frac{m_\chi d\rho}{\rho^2 \langle\sigma v\rangle} = \int_0^{t_{\text{BH}}} dt = t_{\text{BH}}. \quad (21)$$

For compactness, we can introduce the following constant density,

$$\rho_{\text{core}} = \frac{m_\chi}{\langle\sigma v\rangle t_{\text{BH}}}, \quad (22)$$

and solve the relic density from Eq. 21 at  $t_{\text{BH}}$

$$\rho_{\text{relic}}(r) = \frac{\rho_{\text{core}}\rho_{\text{ini}}(r)}{\rho_{\text{core}} + \rho_{\text{ini}}(r)}. \quad (23)$$

We have obtained  $\rho_{\text{ini}}(r)$  in Sec. II.  $\rho_{\text{core}}$ , on the other hand, is determined by the details of the annihilation cross section  $\langle\sigma v\rangle$ .

As an illustration, we only consider the tree-level annihilation process of dark matter  $\chi$  into the lighter particle  $\phi$ ,  $\bar{\chi}\chi \rightarrow \phi\phi$ . The expressions of annihilation cross section are

$$(\sigma v_{\text{rel}})_{\text{anni}} = \begin{cases} \frac{\pi\alpha_\chi^2}{m_\chi^2} \sqrt{1 - \frac{m_\phi^2}{m_\chi^2}}, & \text{s-wave} \\ \frac{3\pi\alpha_\chi^2}{4m_\chi^2} v_{\text{rel}}^2 \sqrt{1 - \frac{m_\phi^2}{m_\chi^2}}, & \text{p-wave} \end{cases}, \quad (24)$$

where  $\alpha_\chi$  is the dark fine structure constant,  $m_\phi$  is the mass of the mediator which generates s-wave and p-wave as scalar and vector particles respectively, and  $v_{\text{rel}} = |\vec{v}_1 - \vec{v}_2|$  is the relative velocity of two dark matter particles. For the s-wave case, the upper line of Eq. 24 can be directly utilized. However, for the p-wave case, the annihilation cross section depends on the velocity.

Therefore, we should estimate the velocity-averaged cross section by Eq. 17. The velocity-averaged cross section can be written as,

$$\langle \sigma v_{\text{rel}} \rangle_{\text{anni}}(r) = \int dv_1 dv_2 f_r(v_1) f_r(v_2) (\sigma v_{\text{rel}})_{\text{anni}} = \int dv_{\text{rel}} \frac{4\pi v_{\text{rel}}^2}{[2\pi v_0^2(r)]^{\frac{3}{2}}} e^{-\frac{v_{\text{rel}}^2}{2v_0^2(r)}} (\sigma v_{\text{rel}})_{\text{anni}}. \quad (25)$$

We consider two groups of dark matter parameters  $(m_\chi, m_\phi, \alpha_\chi) = (10\text{GeV}, 10\text{MeV}, 0.01)$  and  $(m_\chi, m_\phi, \alpha_\chi) = (1\text{TeV}, 10\text{MeV}, 0.01)$ , in comparison with the weak-scale thermal cross section,  $\langle \sigma v \rangle = 3 \times 10^{-26} \text{cm}^3 \cdot \text{s}^{-1}$  and  $m_\chi = 100\text{GeV}$ . In Fig. 7 and Fig. 8, we demonstrate variations of several annihilation cross sections with distance  $r$ , and relic densities under different dark matter models. It is observed that the annihilation cross sections of s-wave and weak scale thermal relic are constant. Since the velocity distribution  $f_r(v)$  depends on distance, the p-wave annihilation cross sections and relic densities would also vary with distance. Near the black hole, the density of spike  $\rho_{\text{relic}}$  is limited to  $\rho_{\text{core}}$ .  $\rho_{\text{core}}$  is approximately proportional to  $m_\chi^3$ . Therefore, if  $m_\chi$  is larger,  $\rho_{\text{relic}}$  shall be higher but not more than  $\rho_{\text{ini}}(r)$ .

Now we qualitatively analyze the variation of  $\rho_{\text{relic}}(r)$  when black hole mass changes. Eq. 13 and Table. III show that  $\rho_{\text{ini}}(r)$  is negatively correlated to black hole mass. If we consider the situation of a more massive black hole,  $\rho_{\text{ini}}(r)$  might be lower than  $\rho_{\text{core}}$ . Eq. 23 implies that  $\rho_{\text{relic}}(r) < \min\{\rho_{\text{core}}, \rho_{\text{ini}}(r)\}$ . This means that the density of dark matter spikes after annihilation is approximately the smaller one in  $\rho_{\text{core}}$  and  $\rho_{\text{ini}}(r)$ . Therefore, around more massive black holes, the density profile is almost  $\rho_{\text{ini}}(r)$ , a spiky structure. In contrast, for smaller black holes,  $\rho_{\text{core}}$  will dominate, leading to a flat profile.

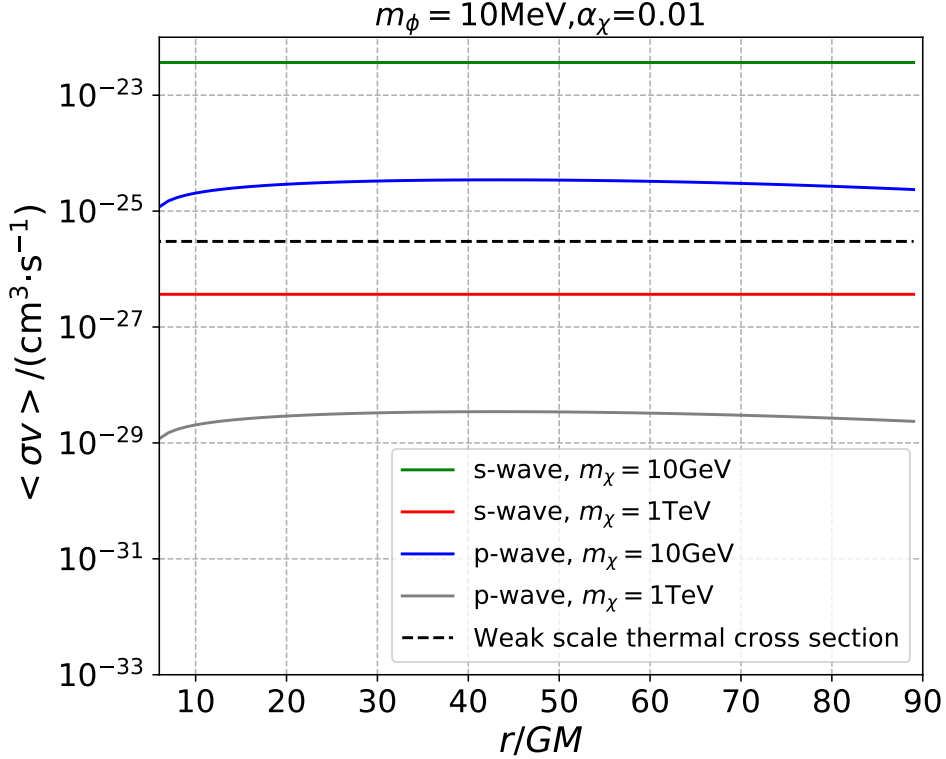


FIG. 7. Velocity-averaged annihilation cross section varying with distance  $r$ . The mass of the black hole is  $5 \times 10^6 M_\odot$ . The black dashed curve represents the cross section of weak scale thermal relic. The green and blue solid curves are respectively s-wave cross section and p-wave cross section of the model  $(m_\chi, m_\phi, \alpha_\chi) = (10 \text{ GeV}, 10 \text{ MeV}, 0.01)$ . The red and grey solid curves are respectively s-wave cross section and p-wave cross section of the model  $(m_\chi, m_\phi, \alpha_\chi) = (1 \text{ TeV}, 10 \text{ MeV}, 0.01)$ .

## VI. SUMMARY

We have employed the relativistic framework to compute the density of dark matter spikes around Schwarzschild black holes that range from  $10^4 M_\odot - 10^9 M_\odot$ . By correlating the black hole mass with initial dark halo parameters, we have established the relation between the parameters of the inner dark matter spike and the black hole mass with a fitting formula Eq. 13. For the initial Hernquist halo and power-law halo, we have used a series of parameters to describe dark matter spikes, which can simplify future phenomenological studies with relativistic spikes.

We have also estimated the velocity distribution of dark matter particles in the density spike. As an application, we have applied it to the p-wave annihilation cross section near



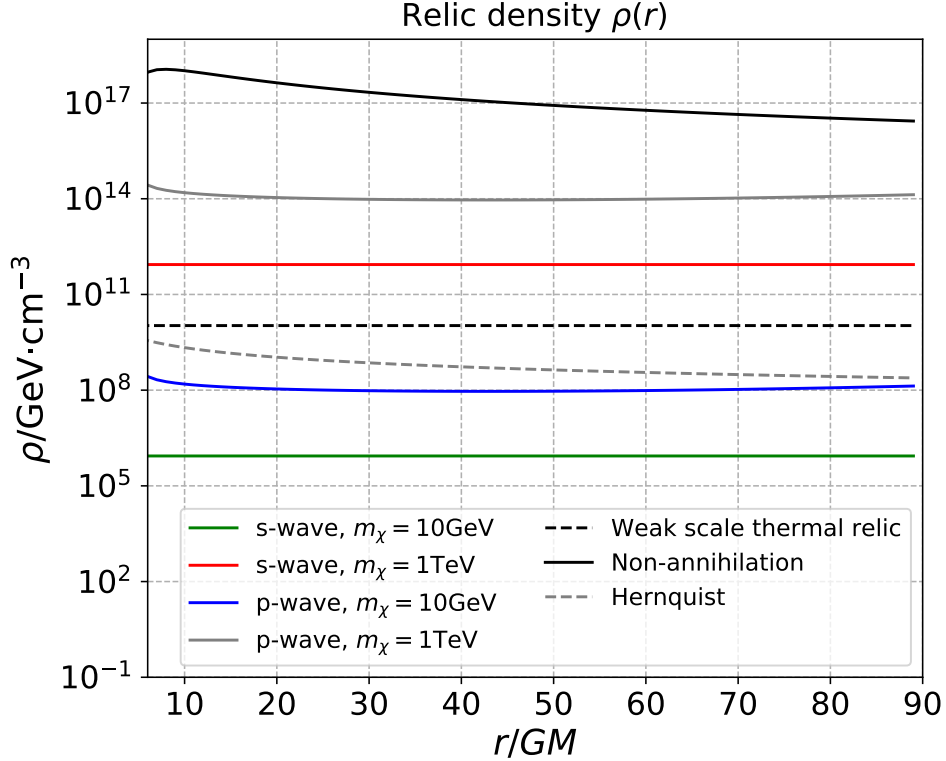


FIG. 8. Relic density of dark matter varies with distance  $r$ . The mass of the black hole is  $5 \times 10^6 M_\odot$ . The grey dashed curve represents the initial Hernquist profile of the black hole, the black solid curve is for the spike without dark matter self-annihilation, the black dashed curve for the relic density after weak scale thermal relic, the green and blue solid curves for the relic density after s-wave annihilation and p-wave annihilation of the model  $(m_\chi, m_\phi, \alpha_\chi) = (10\text{GeV}, 10\text{MeV}, 0.01)$ , respectively, and the red and grey solid curves for the relic density after s-wave annihilation and p-wave annihilation of the model  $(m_\chi, m_\phi, \alpha_\chi) = (1\text{TeV}, 10\text{MeV}, 0.01)$ .

the black hole and calculated the relic density of the dark matter spike in galactic center. Compared to the s-wave case, the p-wave annihilation cross section is suppressed by the velocity. By numerical and qualitative analysis, we have demonstrated that, for dark matter with a p-wave annihilation cross section, the spike shall be less dissipated and the relic density will not be a constant at the inner halo. In addition, the spike is less affected by annihilation around young and less massive black holes. We expect these results might provide valuable insights for future multi-messenger dark matter detections.

## ACKNOWLEDGMENTS

This work is supported by the National Key Research and Development Program of China (Grant No.2021YFC2201901), the National Natural Science Foundation of China (Grant No.12347103) and the Fundamental Research Funds for the Central Universities. We acknowledge the use of NumPy [55], SciPy [56], and Matplotlib [57] for numerical calculations and data visualization.

- 
- [1] A. IBARRA, D. TRAN, and C. WENIGER, International Journal of Modern Physics A **28**, 1330040 (2013), <https://doi.org/10.1142/S0217751X13300408>, URL <https://doi.org/10.1142/S0217751X13300408>.
  - [2] G. Bertone, D. Hooper, and J. Silk, Physics Reports **405**, 279 (2005), ISSN 0370-1573, URL <https://www.sciencedirect.com/science/article/pii/S0370157304003515>.
  - [3] F. Donato, Physics of the Dark Universe **4**, 41 (2014), ISSN 2212-6864, dARK TAUP2013, URL <https://www.sciencedirect.com/science/article/pii/S221268641400020X>.
  - [4] J. Einasto, Trudy Astrofizicheskogo Instituta Alma-Ata **5**, 87 (1965).
  - [5] L. Hernquist, Astrophys. J. **356**, 359 (1990).
  - [6] J. F. Navarro, C. S. Frenk, and S. D. M. White, The Astrophysical Journal **490**, 493 (1997), URL <https://dx.doi.org/10.1086/304888>.
  - [7] L. Bergström, P. Ullio, and J. H. Buckley, Astroparticle Physics **9**, 137 (1998), ISSN 0927-6505, URL <https://www.sciencedirect.com/science/article/pii/S0927650598000152>.
  - [8] J. Buckley, D. F. Cowen, S. Profumo, A. Archer, M. Cahill-Rowley, R. Cotta, S. Digel, A. Drlica-Wagner, F. Ferrer, S. Funk, et al., *Cosmic frontier indirect dark matter detection working group summary* (2013), 1310.7040, URL <https://arxiv.org/abs/1310.7040>.
  - [9] M. Ackermann, M. Ajello, A. Albert, W. B. Atwood, L. Baldini, J. Ballet, G. Barbiellini, D. Bastieri, R. Bellazzini, E. Bissaldi, et al., The Astrophysical Journal **840**, 43 (2017), URL <https://dx.doi.org/10.3847/1538-4357/aa6cab>.
  - [10] T. Lacroix, M. Stref, and J. Lavalle, Journal of Cosmology and Astroparticle Physics **2018**, 040 (2018), URL <https://dx.doi.org/10.1088/1475-7516/2018/09/040>.
  - [11] L. Pieri, G. Bertone, and E. Branchini, Monthly Notices of the Royal Astronomical

- Society **384**, 1627 (2008), ISSN 0035-8711, <https://academic.oup.com/mnras/article-pdf/384/4/1627/2838096/mnras0384-1627.pdf>, URL <https://doi.org/10.1111/j.1365-2966.2007.12828.x>.
- [12] Z.-M. Xie and Y. Tang (2025), 2501.12574.
- [13] G. Bertone, A. R. Zentner, and J. Silk, Phys. Rev. D **72**, 103517 (2005), URL <https://link.aps.org/doi/10.1103/PhysRevD.72.103517>.
- [14] P. S. Cole, G. Bertone, A. Coogan, D. Gaggero, T. K. Karydas, B. J. Kavanagh, T. F. Spiessma, and G. M. Tomaselli, Nature Astronomy **7**, 943 (2023), URL <https://api.semanticscholar.org/CorpusID:259516257>.
- [15] B. J. Kavanagh, D. A. Nichols, G. Bertone, and D. Gaggero, Phys. Rev. D **102**, 083006 (2020), URL <https://link.aps.org/doi/10.1103/PhysRevD.102.083006>.
- [16] K. Eda, Y. Itoh, S. Kuroyanagi, and J. Silk, Phys. Rev. Lett. **110**, 221101 (2013), URL <https://link.aps.org/doi/10.1103/PhysRevLett.110.221101>.
- [17] G. Bertone, D. Croon, M. A. Amin, K. K. Boddy, B. J. Kavanagh, K. J. Mack, P. Natarajan, T. Opferkuch, K. Schutz, V. Takhistov, et al., SciPost Phys. Core **3**, 007 (2020), URL <https://scipost.org/10.21468/SciPostPhysCore.3.2.007>.
- [18] A. Coogan, G. Bertone, D. Gaggero, B. J. Kavanagh, and D. A. Nichols, Phys. Rev. D **105**, 043009 (2022), URL <https://link.aps.org/doi/10.1103/PhysRevD.105.043009>.
- [19] P. Amaro-Seoane, H. Audley, S. Babak, J. Baker, E. Barausse, P. Bender, E. Berti, P. Binetruy, M. Born, D. Bortoluzzi, et al., arXiv e-prints arXiv:1702.00786 (2017), 1702.00786.
- [20] J. Baker, J. Bellovary, P. L. Bender, E. Berti, R. Caldwell, J. Camp, J. W. Conklin, N. Cornish, C. Cutler, R. DeRosa, et al., *The laser interferometer space antenna: Unveiling the millihertz gravitational wave sky* (2019), 1907.06482, URL <https://arxiv.org/abs/1907.06482>.
- [21] W.-R. Hu and Y.-L. Wu, National Science Review **4**, 685 (2017), ISSN 2095-5138, <https://academic.oup.com/nsr/article-pdf/4/5/685/31566708/nwx116.pdf>, URL <https://doi.org/10.1093/nsr/nwx116>.
- [22] W.-H. Ruan, C. Liu, Z.-K. Guo, Y.-L. Wu, and R.-G. Cai, Nature Astronomy **4**, 108 (2020), 2002.03603.
- [23] J. Luo, L.-S. Chen, H.-Z. Duan, Y.-G. Gong, S. Hu, J. Ji, Q. Liu, J. Mei, V. Milyukov, M. Sazhin, et al., Classical and Quantum Gravity **33**, 035010 (2016), URL <https://dx.doi.org/10.1088/0264-9381/33/3/035010>.

- [24] S. Chandrasekhar, *Astrophys. J.* **97**, 255 (1943).
- [25] F. Antonini and D. Merritt, *The Astrophysical Journal* **745**, 83 (2011), URL <https://dx.doi.org/10.1088/0004-637X/745/1/83>.
- [26] M. H. Chan and C. M. Lee, *The Astrophysical Journal Letters* **943**, L11 (2023), URL <https://dx.doi.org/10.3847/2041-8213/acaafa>.
- [27] M. H. Chan and C. M. Lee, *The Astrophysical Journal Letters* **962**, L40 (2024), URL <https://dx.doi.org/10.3847/2041-8213/ad2465>.
- [28] X.-J. Yue, W.-B. Han, and X. Chen, *The Astrophysical Journal* **874**, 34 (2019), URL <https://dx.doi.org/10.3847/1538-4357/ab06f6>.
- [29] S. Fakhry, Z. Salehnia, A. Shirmohammadi, M. G. Yengejeh, and J. T. Firouzjaee, *The Astrophysical Journal* **947**, 46 (2023), URL <https://dx.doi.org/10.3847/1538-4357/acc1dd>.
- [30] S. Nampalliwar, S. Kumar, K. Jusufi, Q. Wu, M. Jamil, and P. Salucci, *The Astrophysical Journal* **916**, 116 (2021), URL <https://dx.doi.org/10.3847/1538-4357/ac05cc>.
- [31] Z.-Q. Shen, G.-W. Yuan, C.-Z. Jiang, Y.-L. S. Tsai, Q. Yuan, and Y.-Z. Fan, *Mon. Not. Roy. Astron. Soc.* **527**, 3196 (2023), 2303.09284.
- [32] C. M. Will, S. Naoz, A. Hees, A. Tucker, E. Zhang, T. Do, and A. Ghez, *The Astrophysical Journal* **959**, 58 (2023), URL <https://dx.doi.org/10.3847/1538-4357/ad09b3>.
- [33] The GRAVITY Collaboration, K. A. El Dayem, R. Abuter, N. Aymar, P. Amaro Seoane, A. Amorim, J. Beck, J. P. Berger, H. Bonnet, G. Bourdarot, et al., arXiv e-prints arXiv:2409.12261 (2024), 2409.12261.
- [34] S. Tulin, H.-B. Yu, and K. M. Zurek, *Phys. Rev. D* **87**, 115007 (2013), URL <https://link.aps.org/doi/10.1103/PhysRevD.87.115007>.
- [35] B. E. Robertson and A. R. Zentner, *Phys. Rev. D* **79**, 083525 (2009), URL <https://link.aps.org/doi/10.1103/PhysRevD.79.083525>.
- [36] W.-L. Xu, J. M. Yang, and B. Zhu, *Direct detection of higgs portal for light self-interacting dark matter* (2024), 2410.20645, URL <https://arxiv.org/abs/2410.20645>.
- [37] M. Phoroutan-Mehr and H.-B. Yu, *Relaxing constraints on dark matter annihilation near the supermassive black hole in m87* (2024), 2411.18751, URL <https://arxiv.org/abs/2411.18751>.
- [38] N. Becker, L. Sagunski, L. Prinz, and S. Rastgoo, *Phys. Rev. D* **105**, 063029 (2022), URL <https://link.aps.org/doi/10.1103/PhysRevD.105.063029>.

- [39] G.-L. Li, Y. Tang, and Y.-L. Wu, *Science China Physics, Mechanics, and Astronomy* **65**, 100412 (2022), 2112.14041.
- [40] P. Gondolo and J. Silk, *Phys. Rev. Lett.* **83**, 1719 (1999), URL <https://link.aps.org/doi/10.1103/PhysRevLett.83.1719>.
- [41] J. D. MacMillan and R. N. Henriksen, *The Astrophysical Journal* **569**, 83 (2002), URL <https://dx.doi.org/10.1086/339233>.
- [42] L. Sadeghian, F. Ferrer, and C. M. Will, *Phys. Rev. D* **88**, 063522 (2013), URL <https://link.aps.org/doi/10.1103/PhysRevD.88.063522>.
- [43] F. Ferrer, A. Medeiros da Rosa, and C. M. Will, *Phys. Rev. D* **96**, 083014 (2017), URL <https://link.aps.org/doi/10.1103/PhysRevD.96.083014>.
- [44] G. Bertone, A. R. A. C. Wierda, D. Gaggero, B. J. Kavanagh, M. Volonteri, and N. Yoshida, *Dark matter mounds: towards a realistic description of dark matter overdensities around black holes* (2024), 2404.08731, URL <https://arxiv.org/abs/2404.08731>.
- [45] K. ichi Maeda, V. Cardoso, and A. Wang, *Einstein cluster as central spiky distribution of galactic dark matter* (2024), 2410.04175, URL <https://arxiv.org/abs/2410.04175>.
- [46] N. Speeney, A. Antonelli, V. Baibhav, and E. Berti, *Phys. Rev. D* **106**, 044027 (2022), URL <https://link.aps.org/doi/10.1103/PhysRevD.106.044027>.
- [47] S. Chakraborty, G. Compère, and L. Mached, *Tidal love numbers and quasi-normal modes of the schwarzschild-hernquist black hole* (2024), 2412.14831, URL <https://arxiv.org/abs/2412.14831>.
- [48] Z.-C. Zhang and Y. Tang, *Phys. Rev. D* **110**, 103008 (2024), URL <https://link.aps.org/doi/10.1103/PhysRevD.110.103008>.
- [49] J. Binney and S. Tremaine (2008), URL <https://api.semanticscholar.org/CorpusID:209828847>.
- [50] L. Ferrarese and D. Merritt, *The Astrophysical Journal* **539**, L9 (2000), URL <https://dx.doi.org/10.1086/312838>.
- [51] K. Gebhardt, R. Bender, G. Bower, A. Dressler, S. M. Faber, A. V. Filippenko, R. Green, C. Grillmair, L. C. Ho, J. Kormendy, et al., *The Astrophysical Journal* **539**, L13 (2000), URL <https://dx.doi.org/10.1086/312840>.
- [52] O. A. Hannuksela, K. C. Y. Ng, and T. G. F. Li, *Phys. Rev. D* **102**, 103022 (2020), URL <https://link.aps.org/doi/10.1103/PhysRevD.102.103022>.

- [53] H. Nishikawa, E. D. Kovetz, M. Kamionkowski, and J. Silk, *Phys. Rev. D* **99**, 043533 (2019), URL <https://link.aps.org/doi/10.1103/PhysRevD.99.043533>.
- [54] M. A. Sánchez-Conde and F. Prada, *Monthly Notices of the Royal Astronomical Society* **442**, 2271 (2014), ISSN 0035-8711, <https://academic.oup.com/mnras/article-pdf/442/3/2271/3498708/stu1014.pdf>, URL <https://doi.org/10.1093/mnras/stu1014>.
- [55] C. R. Harris, K. J. Millman, S. J. van der Walt, R. Gommers, P. Virtanen, D. Cournapeau, E. Wieser, J. Taylor, S. Berg, N. J. Smith, et al., *Nature* **585**, 357–362 (2020), ISSN 1476-4687, URL <http://dx.doi.org/10.1038/s41586-020-2649-2>.
- [56] P. Virtanen, R. Gommers, T. E. Oliphant, M. Haberland, T. Reddy, D. Cournapeau, E. Burovski, P. Peterson, W. Weckesser, J. Bright, et al., *Nature Methods* **17**, 261–272 (2020), ISSN 1548-7105, URL <http://dx.doi.org/10.1038/s41592-019-0686-2>.
- [57] J. D. Hunter, *Computing in Science & Engineering* **9**, 90 (2007), ISSN 1558-366X.