

---

# Position: Solve Layerwise Linear Models First to Understand Neural Dynamical Phenomena (Neural Collapse, Emergence, Lazy/Rich Regime, and Grokking)

---

Yoonsoo Nam<sup>\*1</sup> Seok Hyeong Lee<sup>\*2</sup> Clémentine Dominé<sup>3</sup> Yea Chan Park<sup>4</sup> Charles London<sup>5</sup> Wonyl Choi<sup>6</sup>  
 Niclas Göring<sup>1</sup> Seungjai Lee<sup>7</sup>

## Abstract

In physics, complex systems are often simplified into minimal, solvable models that retain only the core principles. In machine learning, layerwise linear models (e.g., linear neural networks) act as simplified representations of neural network dynamics. These models follow the dynamical feedback principle, which describes how layers mutually govern and amplify each other’s evolution. This principle extends beyond the simplified models, successfully explaining a wide range of dynamical phenomena in deep neural networks, including neural collapse, emergence, lazy and rich regimes, and grokking. In this position paper, we call for the use of layerwise linear models retaining the core principles of neural dynamical phenomena to accelerate the science of deep learning.

## 1. Introduction

Physicists often build intuition about complex natural phenomena by abstracting away intricate details—for instance, modeling a cow as a sphere (Kaiser, 2014), linearizing pendulum motion (Huygens, 1966), or using simplified frameworks like Hopfield networks to explore associative memory and network dynamics (Hopfield, 2007). These abstractions enable tractable analysis while preserving the core princi-

ples of the system. A good model not only allows analytical solutions but also captures the underlying principle, often providing insights and extending their utility beyond their formal limits.

Deep neural networks (DNNs) are complex dynamical systems, with non-linear activations (e.g., ReLU) posing major challenges in analysis. Without non-linear activations, DNNs become layerwise linear models (e.g., linear neural networks), often underappreciated as simple product of matrices for their lack of expressivity. However, **the dynamics of layerwise linear models are non-linear**, allowing them to explain key DNN phenomena such as emergence (Nam et al., 2024a) observed in large language models (Brown et al., 2020), neural collapse (Mixon et al., 2020) observed in image classification tasks (Papayan et al., 2020), lazy/rich regimes (Dominé et al., 2024) observed in extreme limits (Jacot et al., 2018; Chizat et al., 2019), and grokking (Kunin et al., 2024) observed in algorithmic tasks (Power et al., 2022), and more as **dynamical phenomena of layerwise structure**.

Contrary to most non-linear models, the dynamics of layerwise linear models, under suitable assumptions, are exactly solvable (for example, (Baldi & Hornik, 1989; Saxe et al., 2014; Braun et al., 2022)). These solutions allow mathematical interpretations that extend beyond the limits of the models. In this paper, we propose the dynamical feedback principle (Section 3) as a unified principle for understanding layerwise linear models, and review how they accurately represent DNN dynamics to argue our position:

**Position: We call for new studies to prioritize the dynamics of layerwise structure as the key feature over the non-linear activations, until its limits are fully explored.**

Layerwise linear models help identify whether the dynamics of layerwise structure drives a phenomenon, demystifying perceptions of the complex roles of datasets, logic, and non-linear activations. Their solvability enables a theoretical approach, while their simplicity makes them accessible to a broader audience, accelerating the science of deep learning.

---

<sup>\*</sup>Equal contribution <sup>1</sup>Department of Theoretical Physics, University of Oxford, Oxfordshire, United Kingdom <sup>2</sup>Center for Quantum Structures in Modules and Spaces, Seoul National University, Seoul, South Korea <sup>3</sup>Gatsby Computational Neuroscience Unit, University College London, London, United Kingdom <sup>4</sup>Center for AI and Natural Science, Korea Institute For Advanced Study, Seoul, South Korea <sup>5</sup>Department of Computer Science, University of Oxford, Oxfordshire, United Kingdom <sup>6</sup>Department of Computer Science, Boston University, Massachusetts, United States of America <sup>7</sup>Department of Mathematics, Incheon National University, Incheon, South Korea. Correspondence to: Seungjai Lee <seungjai.lee@inu.ac.kr>.

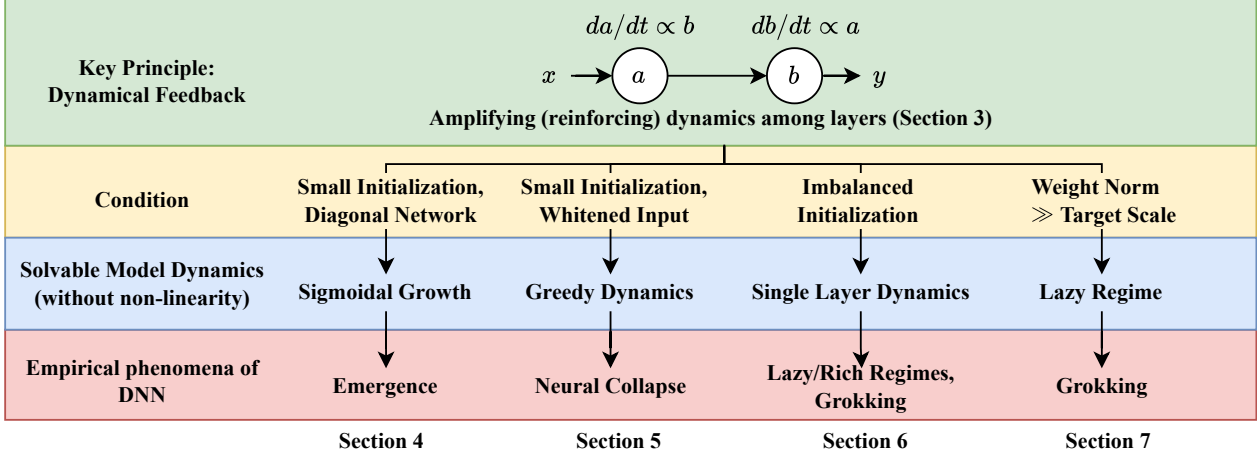


Figure 1. **Paper outline** For a systematic presentation of various works on layerwise linear models, we begin the section by building intuition on how the key principle (green) behaves under a condition (yellow). We then formalize this intuition as a key property (blue) using a solvable layerwise linear model. Finally, we discuss how this property from the layerwise linear model extends to describe an empirical phenomenon in DNNs (red).

## 1.1. Contributions

- We propose dynamical feedback principle as a novel unifying principle for understanding seemingly uncorrelated DNN phenomena (neural collapse, emergence, lazy/rich regimes, and grokking) as consequences of dynamics under layerwise structure.
- We review solvable layerwise linear models and discuss their significance through the principle and intuitive derivations.

## 1.2. Paper outline

Figure 1 illustrates the paper outline. In Section 3, we introduce the dynamical feedback principle, which unifies the explanation of seemingly unrelated DNN phenomena.

In Sections 4 to 7, we first demonstrate how the principle applies under specific conditions, then formalize the intuition using a solvable layerwise linear model, prioritizing intuitive derivations over rigor found in the references. Finally, we explore how the principle extends beyond layerwise linear models to explain phenomena in practical DNNs.

In the discussion, we argue that solvable layerwise linear models effectively capture the dynamics of DNN through the feedback principle, making them essential for advancing DNN theory, hence our position. We conclude with promising research directions. For a glossary of notations and terms (emphasized in *italic*), see Appendix A.

## 2. Setup

Throughout the paper, unless explicitly stated, we assume the input features  $x \in \mathbb{R}^d$  to be  $d$  dimensional independent

zero-mean Gaussian random variable. We only consider gradient flow (GF) and assume that the training dataset follows a certain probability distribution for analytic simplicity.

**Target function** We assume a realizable target function  $f^*$  with *target scales*  $S_i \in \mathbb{R}$  for  $i = 1, \dots, d$ :

$$f^*(x) = \sum_{i=1}^d x_i S_i. \quad (1)$$

**Loss** We consider the mean square error (MSE) loss

$$\mathcal{L} := \frac{1}{2} \mathbf{E} \left[ (f^*(x) - f(x))^2 \right]. \quad (2)$$

**Models** We define *layerwise linear models* as 2-layer models whose outputs are multilinear with respect to any layers of parameters. Examples include the variants of linear neural networks, illustrated in Figure 2:

$$f_{a,b}^{(diag)}(x) = \sum_{i=1}^d x_i a_i b_i, \quad a, b \in \mathbb{R}^d, \quad (3)$$

$$f_{W_1, W_2}^{(lin)}(x) = x^T W_1 W_2, \quad W_1 \in \mathbb{R}^{d \times p}, W_2 \in \mathbb{R}^{p \times c}. \quad (4)$$

A linear model with no hidden layer is used as a base model for comparison:

$$f_{\theta}^{(lin)}(x) = x^T \theta, \quad \theta \in \mathbb{R}^d. \quad (5)$$

Like linear models, layerwise linear models do not require linearity with the input features  $x_i$ , though we use them for demonstrative purposes. See Appendix B for details.

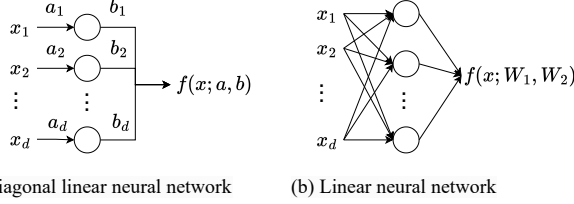


Figure 2. **Layerwise linear models.** Layerwise linear models (Appendix B) include, but are not limited to, (a): diagonal linear neural networks (Equation (3)) and (b): linear neural networks (Equation (4)). The layerwise structure leads to distinct dynamics compared to linear models (Equation (5)).

### 3. The dynamical feedback principle

Dynamical feedback principle describes how the magnitude of one layer mutually scales the rate of change in other layers (Figure 1). The dynamical feedback principle arises from the gradient descent dynamics under layerwise structure. For example, the GF equation of diagonal linear neural network is

$$\frac{da_i}{dt} = -b_i \mathbf{E}[x_i^2](a_i b_i - S_i), \quad \frac{db_i}{dt} = -a_i \mathbf{E}[x_i^2](a_i b_i - S_i). \quad (6)$$

The product of parameters (i.e., layerwise structure) creates an *amplifying dynamics*: the size of  $a_i$  governs the rate of change for  $b_i$ , and vice versa, yielding a **dynamical feedback**. To highlight its significance, we compare the gradient equation to that of the linear model:

$$\frac{d\theta_i}{dt} = -\mathbf{E}[x_i^2](\theta_i - S_i). \quad (7)$$

In linear models, parameters evolve depending only on their distances to respective target scales ( $\theta_i - S_i$ ), lacking the feedback with other parameters. The following sections focus on exploring the consequences of feedback.

**Conservation of magnitude difference** Because of the commutativity of products in Equation (3), we identify a conserved quantity in Equation (6) as

$$a_i \frac{d}{dt} a_i - b_i \frac{d}{dt} b_i = 0 \quad \Rightarrow \quad a_i^2 - b_i^2 = C_i, \quad (8)$$

where  $C_i$  is determined at initialization. We can extend the argument for linear neural networks to show that  $W_2 W_2^T - W_1^T W_1$  is conserved (Appendix C).

### 4. From amplifying dynamics to emergence

In Equation (6), when  $a_i \approx b_i$ , the dynamical feedback exhibits rich-get-richer (poor-get-poorer) property: a larger (smaller)  $|a_i|$  results in a faster (slower) evolution of  $b_i$ , which amplifies (attenuates) in positive (negative) feedback.

In this section, we formalize this property as *sigmoidal growth* (delayed saturation) of  $a_i b_i$  in diagonal linear neural networks, which explains the *emergence* – or sudden change in task or subtask performance – observed in large language models (Ganguli et al., 2022; Srivastava et al., 2022; Wei et al., 2022; Chen et al., 2023).

#### 4.1. Sigmoidal dynamics and stage-like training

We consider dynamics of diagonal linear neural networks (Equation (6)) with small and equal initialization;  $a_i(0) = b_i(0)$  and  $0 < a_i(0) \ll 1$ . The dynamics decouples into  $d$  independent *modes*, where each mode follows a sigmoidal saturation:

$$a_i(t)b_i(t)/S_i = \frac{1}{1 + \left(\frac{S_i}{a_i(0)b_i(0)} - 1\right) e^{-2S_i \mathbf{E}[x_i^2]t}}. \quad (9)$$

This contrasts to the exponential saturation of modes in the linear model with  $\theta_i(0) = 0$  (Equation (7)):

$$\theta_i(t)/S_i = 1 - e^{-\mathbf{E}[x_i^2]t}. \quad (10)$$

See Appendix C for the derivation of both models. For a general derivation when  $a_i \neq b_i$ , see Appendix A of Saxe et al. (2014).

Figure 3 demonstrates the difference between the dynamics of two models. While a mode in linear models saturates immediately after initialization (Figure 3(a)), that of diagonal linear neural network saturates **after a delay**. The small value of  $a_i b_i$  delays the saturation as small  $a_i$  down-scales the gradient of  $b_i$  and vice versa (feedback principle). After sufficient evolution, the feedback principle abruptly saturates  $a_i b_i$  (Figure 3(b)).

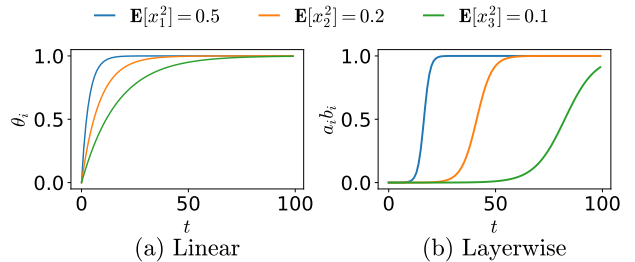


Figure 3. **Dynamics of the linear model and the diagonal linear neural network.** The colored lines show the saturation curves of modes with different variances for (a): the linear model (Equation (10)) and (b): the diagonal linear neural network (Equation (9)) with  $S_i = 1$ . For the linear model, all  $\theta_i$ 's saturate from  $t = 0$  only differing in the saturation speed. For the layerwise model,  $a_i b_i$ 's show delayed saturations depending on  $\mathbf{E}[x_i^2]$ , learning the modes in sequences.

**Stage-like training** In Figure 3(b), the first mode (blue) saturates fully while the next mode remains negligible, contrasting with the concurrent saturation of modes in linear

models (Figure 3(a)). The sequential learning of modes or the stage-like training occurs in layerwise models when saturation time scales ( $1/(S_i \mathbf{E}[x_i^2])$ ) differ sufficiently; the sigmoidal dynamics (Equation (9)) delays slower modes long enough for faster modes to fully saturate.

#### 4.2. Application 1: Saddle-to-saddle learning

Saddle-to-saddle learning refers to sudden drops and plateaus of the loss during training (Jacot et al., 2022; Pesme & Flammaron, 2023; Atanasov et al., 2024). We can describe the DNN phenomenon with the stage-like training of diagonal linear neural network with varying  $S_i \mathbf{E}[x_i^2]$ . A drop maps to the abrupt saturation of a feature, while a plateau to the delay before the saturation of the next feature.

#### 4.3. Application 2: Emergence

Emergence is an empirical observation that larger language models suddenly gain performance when using more data or parameters (Wei et al., 2022).<sup>1</sup> Emergence has been considered challenging to explain through “*analysis of gradient-based training*” (Arora & Goyal, 2023), and studies have been focused on defining basic *skills* and how they cumulate to a sudden improvement in more complex abilities (Arora & Goyal, 2023; Chen et al., 2023; Yu et al., 2023; Okawa et al., 2024).

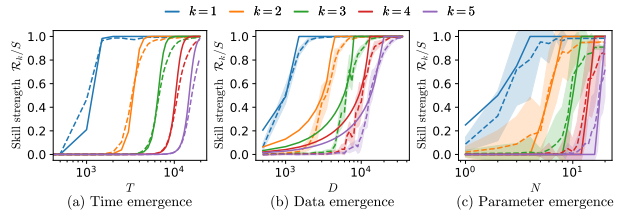
**Diagonal linear neural network with prebuilt skills** In Nam et al. (2024a), the authors modeled emergence as a **dynamical outcome** of sigmoidal growth. They studied the multitask parity problem, consisting of parity tasks (skills) whose frequencies follow a power-law distribution. They used diagonal linear neural network with the input features ( $x_i$  in Equation (3)) replaced by the skill functions  $g_k(x)$ :

$$f(x) = \sum_k a_k b_k g_k(x), \quad f^*(x) = S \sum_k g_k(x). \quad (11)$$

The skill functions  $g_k(x)$  are prebuilt features that map the inputs to a scalar by calculating the sparse parity function. In their setup, the model learns the skills through sigmoidal dynamics (Equation (9)), prioritizing the more frequent skills (with larger  $\mathbf{E}[g_k^2(x)]$ ) first.

The power-law distribution in skill frequency and layerwise structure drives stage-like training, prioritizing limited resources for learning only the most frequent skills. In Figure 4, the model (Equation (11)) accurately captures the emergent dynamics in a 2-layer neural network (with ReLU activation) for time, data, and the number of parameters.

<sup>1</sup>Emergence differs from grokking in that it does not account for the **gap** between achieving perfect training and test accuracies.



**Figure 4. Predicting emergence with layerwise linear model (Figure 1 from (Nam et al., 2024a)).** The skill strength  $\mathcal{R}_k = \mathbf{E}[f(x)g_k(x)]/\mathbf{E}[g_k(x)]^2$  measures the linear correlation between the  $k^{\text{th}}$  skill function and the learned function or how well the skill is learned. Each color represents a different skill. The solid lines show the theoretical layerwise model (Equation (11)) calibrated on the first skill, while the dashed lines represent the empirical results of a 2-layer neural network trained on the multi-task sparse parity problem.

#### 4.4. Application 3: Scaling laws

Scaling laws refer to how the performance of large language models scales as a power law with additional resources (e.g., compute, data, parameters) (Hestness et al., 2017; Kaplan et al., 2020). Michaud et al. (2023) proposed that scaling laws arise from the emergent learning of numerous subtasks or skills whose frequencies follow a power law. Consequently, Nam et al. (2024a) predicted the scaling laws observed in 2-layer neural networks trained on multitask sparse parity problem with Equation (11).

**Intuition** The key question is why the layerwise linear model (Equation (11)) well approximates the neural network in Figure 4. The former has prebuilt skills and decoupled dynamics while the latter lacks such information of skills or any decoupling. The layerwise structure and the power-law distribution of skill frequencies induce **stage-like training** in neural networks, where skills are learned on different time scales. This effectively decouples feature learning, enabling the model to distinguish features and justifying the use of prebuilt skill functions in Equation (11). See Appendix D or Nam et al. (2024a) for a detailed discussion.

### 5. From greedy (low-rank) dynamics toward salient features to neural collapse

In Section 4, we demonstrated that sigmoidal saturation (Equation (9)) in diagonal linear neural networks prioritizes learning features that are more correlated (with larger  $S_i \mathbf{E}[x_i^2] = \mathbf{E}[x_i y_i]$ ). In this section, by building on on Saxe et al. (2014), we show how the preference toward correlated features leads to a **low-rank bias (greedy dynamics)** in linear neural networks. We then draw on Mixon et al. (2020) to explain *neural collapse* — the collapse of last-layer features into a low-rank structure — observed in vision classification tasks (Papayan et al., 2020).

### 5.1. Greedy dynamics

The dynamics of linear neural networks is challenging to solve in general. Assuming small initialization and whitened input ( $\mathbf{E}[xx^T] = I$ ), Saxe et al. (2014) and following works (Ji & Telgarsky, 2018; Arora et al., 2018a; Lampinen & Ganguli, 2018; Gidel et al., 2019; Tarmoun et al., 2021) solved the exact dynamics of linear neural networks. The dynamics **decouples** into  $c$  independent modes similar to that of diagonal linear neural network (Appendix C):

$$\frac{\alpha_i^2(t)}{\rho_i} = \frac{1}{1 + \left(\frac{\rho_i}{\alpha_i^2(0)} - 1\right) e^{-2\rho_i t}}, \quad (12)$$

where  $\alpha_i := u_i^T W_1 W_2 v_i$ , and  $u_i, \rho_i, v_i$  are the  $i^{\text{th}}$  left singular vector, singular value, and the right singular vector of the correlation matrix  $\mathbf{E}[xf^*(x)^T] = UPV$ , respectively.

Note the similarity between Equation (9) and Equation (12), where  $a_i b_i$  and  $S_i$  in Equation (9) are replaced by  $\alpha_i^2$  and  $\rho_i$  in Equation (12), respectively. Linear neural networks automatically **identify** the linear combination of input features **most correlated** (largest  $\rho_i$ ) with the target (salient features). As discussed in stage-like training, modes are learned sequentially based on the order of  $\rho_i$  or their saliency. This bias toward salient features introduces a preference for minimum rank, as only target-relevant  $c$  (the dimension of the output) modes are trained, even though  $W_1$  can reach a rank of  $\min(d, p)$ . We will refer to the tendency toward learning the most target-relevant features first as the **greedy dynamics**.

### 5.2. Application: Neural collapse

Neural collapse (NC) (Papayan et al., 2020) describes the phenomenon where last-layer features form a simplex equiangular tight frame (ETF) – orthogonal vectors projected at the complement of the global mean. For instance, last layer feature vectors of ResNet18 trained on CIFAR10 converge to 10 orthogonal vectors (9-simplex ETF), corresponding to the number of classes (Papayan et al., 2020). See Appendix E or (Papayan et al., 2020) for the formal definition.

The NC gained attention as the last layer feature vectors occupied only  $c$  dimensions out of  $p$  dimensional feature space, where  $c$  is the number of classes and  $p$  is the width of the last layer. Mixon et al. 2020 and similar works (Fang et al., 2021; Han et al., 2022) studied the dynamics of NC through the unconstrained feature model (UFM). The UFM trains a product of two matrices where one matrix represents the features and the other matrix represents the last layer weights, a special case of linear neural networks. See also relevant works on matrix factorization (Arora et al., 2019; Li et al., 2020).

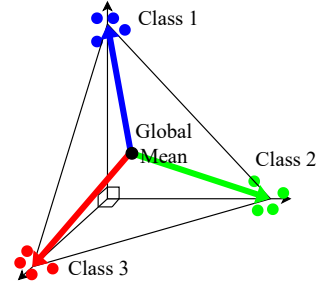


Figure 5. **Illustration of neural collapse.** In NC, the last layer feature vectors (the post-activation of the penultimate layer), illustrated as colored dots, cluster by their class mean vector, illustrated as colored arrow, and form a simplex ETF structure (orthogonal vectors projected at the complement of the global mean vector).

**Informal derivation of NC** We show a non-rigorous derivation of NC and discuss why feature vectors of linear neural network  $XW_1$ , where  $X \in \mathbb{R}^{n \times d}$  is the input feature matrix for  $n$  training datapoints, collapse into a rank  $c$  matrix. For rigorous theorems, see (Mixon et al., 2020; Fang et al., 2021). First, we assume sufficiently small initialization such that the conserved quantity (Equation (8)) is  $W_1(0)^T W_1(0) - W_2(0)W_2(0)^T \approx 0$ . After training,

$$XW_1(\infty)W_2(\infty) = Y, \quad (13)$$

where  $Y \in \mathbb{R}^{n \times c}$  is the label matrix with one-hot vector as the labels, and  $W_i(\infty)$  the trained matrices. Since  $Y$  is a rank  $c$  matrix,  $W_2(\infty)$  is also rank  $c$ . The small initialization condition  $W_1^T W_1 - W_2 W_2^T \approx 0$  ensures that  $W_1$  and  $W_2$  have the same rank, resulting in the feature matrix  $XW_1$  having rank  $c$  instead of  $\min(n, p)$ . The matrix  $XW_1$  collapses into  $c$  orthogonal directions, with each direction trivially mapping to a class to satisfy Equation (13).

**Intuition** Loosely speaking,  $W_1^T W_1 - W_2 W_2^T \approx 0$  is analogous to the small initialization in Saxe et al. (2014).<sup>2</sup> From the dynamics perspective, the greedy dynamics of layerwise models (Equation (12)) sends gradients toward only the relevant  $c$  directions (modes), effectively limiting the rank of the feature matrix ( $XW_1$ ).

Practical DNNs are often initialized with small weights and are expressive enough to fit the training set without using all layers. Because of the layerwise structure, we can expect the greedy dynamics toward minimal rank to approximately hold even with non-linear activations, resulting in NC.

## 6. From layer imbalance to lazy/rizy regimes

So far, we assumed that layers have similar magnitudes ( $a_i \approx b_i$ ), where the feedback principle creates positive or

<sup>2</sup>Large initialization can achieve  $W_1^T W_1 - W_2 W_2^T \approx 0$  and similar dynamics; see (Braun et al., 2022; Dominé et al., 2024).

negative feedback on their change. However, for heavily imbalanced layers (e.g.,  $a_i \gg 1 \gg b_i$ ), the heavier layer receives negligible gradients, remaining nearly fixed and disrupting nonlinear reinforcement between layers. In this section, we formalize the role of layer imbalance in linear neural networks and review Kunin et al. (2024) to show how layer imbalance can control *lazy/rich regimes* (Chizat et al., 2019; Dominé et al., 2024) - a linear/non-linear dynamics - and *grokking* (Power et al., 2022) - a delayed generalization - in neural networks.

### 6.1. $\lambda$ -balanced assumption

Deriving explicit dynamics for linear neural networks with general initialization is challenging. However, we can formalize the intuition of layer imbalance as a solvable model under the following condition (Fukumizu, 2000; Arora et al., 2018b; Braun et al., 2022; Dominé et al., 2024; Kunin et al., 2024; Varre et al., 2024):

$$W_2 W_2^T - W_1^T W_1 = \lambda I, \tag{14}$$

where  $I$  is an identity matrix. Recent analytical models (Dominé et al., 2024; Kunin et al., 2024; Tu et al., 2024; Xu & Ziyin, 2024) solved the exact dynamics for a square ( $d = c$ ) linear neural network satisfying Equation (14) and confirmed the intuition on layer imbalance. They showed that smaller  $|\lambda|$  (balanced layers) leads to nonlinear dynamics similar to greedy dynamics even with large weight initialization, while larger  $|\lambda|$  (imbalanced layers) results in linear dynamics where only the lighter layer is trained (Figure 6(a)). For details and their relationship to the architecture, see Appendix F.

### 6.2. Application 1: Target learning a layer with layer imbalance

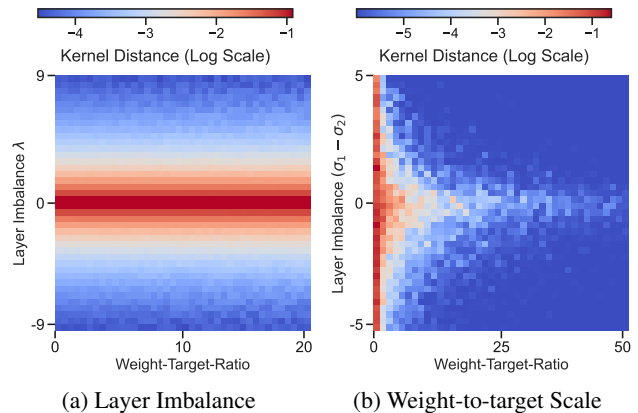
*Lazy* regimes (Chizat et al., 2019; Woodworth et al., 2020; Azulay et al., 2021) refer to when neural networks shows a linear dynamics (Equation (7)) while *rich* regime refers to a sufficient deviation from it (e.g., non-linear dynamics of Equation (6)).

In 2-layer linear neural networks, learning only  $W_1$  or  $W_2$  through layer imbalance results in linear dynamics (lazy). In 2-layer neural networks, the non-linear activations (e.g., ReLU) **breaks the symmetry** between layers: updating only the last layer results in linear dynamics, whereas updating only the first layer can facilitate feature learning. Kunin et al. (2024) demonstrated that the upstream initialization — heavier later layers — promotes the learning in the earlier layers of convolutional neural networks and improves their interpretability and feature learning.

### 6.3. Application 2: Controlling grokking with layer imbalance

Grokking (Power et al., 2022) refers to a delayed generalization. Grokking was considered as an artifact of algorithmic dataset, but recent studies (Kumar et al., 2024; Lyu et al., 2024; Kunin et al., 2024) showed that grokking is a transition from a lazy overfitting regime to a rich generalizing regime. See Appendix G for details. Kunin et al. (2024) used upstream initialization to focus learning on earlier layers, reducing the generalization delay in a transformer trained on a modular arithmetic task. See Appendix F or Kunin et al. (2024) for details.

**Intuition** The dynamical feedback principle, valid even with non-linear activations, enables layer imbalance to control which layer is trained significantly. Thus, the layer imbalance can control lazy/rich regimes and grokking.

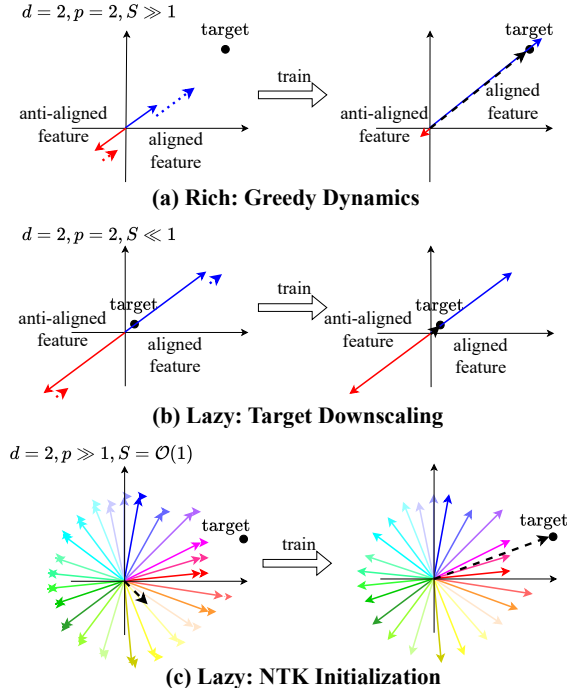


**Figure 6. Two ways to get lazy dynamics.** Figures show the changes in NTK (measure of non-linear dynamics) of linear neural network trained on randomized regression. **(a):** In Section 6, when Equation (14) holds, layer imbalance governs the transition between rich (red) and lazy (blue) dynamics. **(b):** In Section 7, when Equation (14) does not hold, larger weight-to-target ratio pushes the dynamics toward lazy regime, although layer imbalance still has an effect. For details of the experiment, see Appendix F.

## 7. From weight-to-target ratio to grokking

As discussed in Section 6, sufficient layer imbalance can mitigate feedback effects (Figure 6(a)). At the same time, Equation (6) suggests that mitigation can also arise when  $a_i(0)b_i(0)$  closely matches  $S_i$ , allowing dynamics to complete before feedback takes effect (Figure 6(b)). In this section, we use linear neural networks to formalize this intuition through the *weight-to-target ratio* that can explain two lazy regime methods — NTK initialization (Jacot et al., 2020) and target downscaling (Chizat et al., 2019) — within a single framework. We then empirically show that reducing the weight-to-target ratio eliminates the delay in grokking,

accelerating generalization.



**Figure 7. Illustration of rich vs. lazy dynamics.** The colored arrows represent features (e.g.,  $a_i b_i x_i$  in Equation (15)), the dotted arrows represent their gradients, and the black dashed arrow represents the learned function in function space. **(a):** With smaller initialization and larger  $S$ , amplifying dynamics reinforce the growth of the aligned feature (larger parameters lead to faster growth) while mitigating the reduction of the anti-aligned feature (smaller parameters lead to slower decay), resulting in the aligned feature to dominate. **(b):** With a smaller target scale (or larger initialization), minimal adjustments per feature are sufficient to fit the target (lazy). **(c):** Under the NTK initialization with numerous features, gradients toward the target are distributed across the features, resulting in negligible movement for each feature to fit the target (lazy). See Appendix B for details of the illustration.

### 7.1. Toy model for NTK initialization and target downscaling

We assume a 2-layer  $p$ -wide linear neural network with scalar input  $x$  and scalar output ( $d = c = 1$ ):

$$f(x) = \frac{x}{Z} \sum_{i=1}^p a_i b_i, \quad f^*(x) = xS, \quad (15)$$

where  $x \in \mathbb{R}$ ,  $S > 0$ , and  $Z \in \mathbb{R}$  is a normalization or output rescaling constant. In Appendix H, we solve the exact dynamics of Equation (15) for any initialization (e.g., Gaussian distribution). For simplicity, we demonstrate a special case where  $a_i(0)$  and  $b_i(0)$  are initialized from  $\{-1, 1\}$  with equal probabilities.

The dynamics can be decomposed into two modes: the **anti-aligned** mode  $\mathcal{I}_- = \{i : a_i(0)b_i(0)S < 0\}$ , and

the **aligned** mode  $\mathcal{I}_+ = \{i : a_i(0)b_i(0)S > 0\}$ , where  $i \in \{1, \dots, p\}$ . This gives

$$\sum_{i \in \mathcal{I}_\pm} \frac{da_i^2}{dt} = \mp \frac{1}{Z} (\theta - S) \sum_{i \in \mathcal{I}_\pm} a_i^2, \quad (16)$$

where we used the conserved quantity  $a_i^2 - b_i^2 = 0$  and expressed  $\theta := Z^{-1} \sum_{i=1}^p a_i b_i$  so that  $f(x) = x\theta$ . Letting  $\Delta\theta := Z^{-1} \left( \sum_{i \in \mathcal{I}_+} a_i b_i - \sum_{j \in \mathcal{I}_-} a_j b_j \right)$ , the above equations can be rearranged into

$$\frac{d\theta}{dt} = -\frac{\Delta\theta}{Z} (\theta - S), \quad (17)$$

$$\frac{d(\Delta\theta)}{dt} = -\frac{\theta}{Z} (\theta - S). \quad (18)$$

If the right hand side of Equation (18) is 0 or  $\Delta\theta$  is constant, Equation (17) reduces to linear dynamics (Equation (7)). Thus, variations in  $\Delta\theta$  reflect the differences in the learning speed of aligned and anti-aligned modes. In the rich (greedy) setup, the aligned mode greedily saturate before the anti-aligned mode (Figure 7(a)), while in the lazy (NTK initialization and target downscale) setup, both modes evolve infinitesimally.

**Target downscaling** Target downscaling assumes  $Z = 1$ ,  $S \rightarrow 0$ , and  $\theta(0) = 0$  (or  $p$  even). Then  $\frac{d\Delta\theta}{dt} \approx 0$  as both  $\theta$  and  $S$  are close to 0. In this case, all features barely need to move to fit the target (Figure 7(b)), avoiding greedy dynamics where a few features dominate. For more rigorous arguments, see Chizat et al. (2019).

**NTK initialization** The NTK limit requires  $p \rightarrow \infty$  with  $Z = \sqrt{p}$ . Then  $\Delta\theta/Z = \mathcal{O}(1)$  is fixed with  $\frac{d\Delta\theta}{dt} \approx 0$  as both  $\theta$  and  $S$  are of  $\mathcal{O}(1)$  as  $p \rightarrow \infty$ . Intuitively,  $\Delta\theta$  is fixed because the dynamics spread the required movement  $\theta - S = \mathcal{O}(1)$  among  $p$  features, resulting in minimal change for individual features. To be specific, each feature moves  $\mathcal{O}(p^{-1/2})$ , and the collective change of  $p$  features sums to  $\mathcal{O}(1)$  change in  $\theta$ . See Figure 7(c) for illustration and Luo et al. (2021) for more rigorous arguments.

**General initialization** In Appendix H, we solve the exact dynamics of Equation (15) on general initialization of  $a$  and  $b$ . The analogue of  $\Delta\theta$  or the deviation among the features are captured in the following quantity

$$\gamma_+ = \frac{S + \sqrt{\Sigma_0^2 - S_0^2 + S^2}}{\Sigma_0 + S_0}, \quad (19)$$

where

$$S_0 = \sum_{i=1}^p \frac{a_i(0)b_i(0)}{Z}, \quad \Sigma_0 = \sum_{i=1}^p \frac{a_i(0)^2 + b_i(0)^2}{2Z}. \quad (20)$$

The constant  $\gamma_+$ , loosely speaking, determines how  $a_i$  and  $b_i$  scale with their initial values (Theorem H.1). A large  $\gamma_+$  indicates more significant difference in contributions between more and less aligned features, while  $\gamma_+ \approx 1$  implies negligible changes in  $a_i$  and  $b_i$ , resulting in lazy dynamics. See Appendix H for further discussion.

Note that the ratio between  $S$  (target scale) and  $\Sigma_0$  (norm at initialization) determines  $\gamma_+$  (Remark H.3). The small initialization in Sections 4 and 5 maps to small  $\Sigma_0/S$ , while the NTK initialization (by infinite width) and target downscaling (by small  $S$ ) map to large  $\Sigma_0/S$ .

## 7.2. Application: Controlling grokking with weight-to-target ratio

As discussed in Section 6, grokking is a transition from the lazy (overfitting) regime to the rich (generalizing) regime. Instead of waiting for the rich regime through overtraining, we can set the model in the rich regime from the initialization. Kumar et al. (2024) empirically verified that the methods to escape the lazy regime (decreasing  $\Sigma_0/S$ ) in our toy model also eliminate the delay in grokking in various settings (Figure 8).

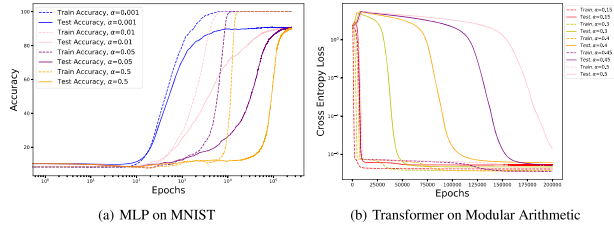
Several methods decrease  $\Sigma_0/S$ , which coincides with the transition out of the lazy regime: We can increase  $S$  by upscaling the target or analogously downscaling the input features (as  $S$  is the ratio between  $y$  and  $x$ ). Alternatively, we can decrease  $\Sigma_0$  by downscaling initialization (Jefferes et al., 2024) or by downscaling the output of the function by increasing  $Z$ . See Appendix G or Kumar et al. (2024) for empirical verification and a summary of methods that remove grokking.

**Intuition** For greedy dynamics to emerge, the target must be sufficiently distant from initial output function for better and worse features (modes) to form a gap. Reducing the weight-to-target ratio widens this gap, promoting greedy dynamics that generalize. Based on this understanding, we can interpret grokking as a special case of a poorly initialized setup in the lazy regime.

## 8. Discussion

We demonstrated how the feedback principle unifies seemingly unrelated phenomena as consequences of dynamics of the layerwise structure. In Sections 4 and 5, we explained emergence and Neural Collapse through the amplifying dynamics from feedback principle. In Sections 6 and 7, we linked the lazy regime and grokking to the lack of amplification. Throughout, layerwise linear models with specific conditions served as the formal bridge between phenomenon and intuition.

While our investigation mainly focused on layerwise lin-



**Figure 8. Removing grokking by decreasing weight-to-target ratio (Figure. 6 of (Kumar et al., 2024)).** The output rescaling constant  $\alpha$  is proportional to  $Z^{-1}$  (and  $\Sigma_0/S$ ) in our formalism. The authors show that downscaling  $\alpha$  to escape the lazy regime removes the delay in grokking for (a): 2-layer MLP on MNIST and (b): one-layer transformer on modular addition problem.

ear models and four phenomena, similar models have also been applied to understand other phenomena, including various architectures (Pinson et al., 2023; Heij et al., 2007; Ahn et al., 2023; Katharopoulos et al., 2020), self supervised learning (Simon et al., 2023), modularization (Jarvis et al., 2024a; Zhang et al., 2024a), specialization (Jarvis et al., 2024b), fine-tuning (Lippl & Lindsey, 2023), generalization (Advani et al., 2020), and neural representation in neuroscience (Saxe et al., 2019; Richards et al., 2019; Nelli et al., 2023; Flesch et al., 2022; Farrell et al., 2023; Lippl et al., 2024).

## 8.1. Alternative view: Essential non-linear activations

While layerwise linear models provide valuable insights, we acknowledge their limitations. These models are not used in practice, as DNNs lose expressiveness and performance without non-linearities. Some phenomena may require non-linear activations for explanation, making layerwise linear models too simple. However, given their success in explaining various phenomena — such as grokking which was initially thought to be linked to complicated nature of algorithmic datasets (Power et al., 2022) — the limits of layerwise linear models have yet to be fully explored.

## 9. Conclusion

The success of feedback principle in describing seemingly unrelated phenomena highlights that layerwise structure, even without non-linear activations, is a defining characteristic of DNNs. The simplicity and solvability of this approach in determining whether DNN phenomena result from dynamics make the approach highly appealing.

Thus, in this position paper, we argue that layerwise linear models must be solved first to understand a phenomena in DNNs.



### 9.1. Call to action: Research directions

**The role of depth** As explored in (Kunin et al., 2024), initialization can be controlled to concentrate feature learning in a few layers or distribute it across many. The former effectively reduces the depth, while the latter fully leverages it. When do these approaches differ in generalization, and why? If performances are similar, what is the true role of depth — purely dynamical or something more fundamental? See for example, (Lyu & Zhu, 2023; Wang & Jacot, 2023).

**Can we incorporate non-linearity as perturbation?** Physicists often extend simple and solvable systems with perturbative methods to describe more complex systems (Sulejmanpasic & Ünsal, 2018). Since ReLU is partially linear, can we similarly integrate non-linearity into layerwise linear models as a perturbation? Several studies have laid the groundwork in this direction, highlighting the need for continued exploration (Kunin et al., 2024; Saxe et al., 2022; Zhang et al., 2024b).

For additional research directions, see Appendix I.

## 10. Acknowledgement

We thank Nayara Fonseca de Sá and SeWook Oh for helpful discussions. This research was funded in whole or in part by the Wellcome Trust [216386/Z/19/Z]. For the purpose of Open Access, the author has applied a CC BY public copyright licence to any Author Accepted Manuscript version arising from this submission. SL was supported by the National Research Foundation of Korea (NRF) grants No.2020R1A5A1016126 and No.RS-2024-00462910. CD was supported by the Gatsby Charitable Foundation (GAT3755). YP was supported by a KIAS Individual Grant [AP090301] via the Center for AI and Natural Sciences at Korea Institute for Advanced Study. CL was supported by the Engineering and Physical Sciences Research Council grant EP/W524311/1.

## A. Impact Statement

This position paper advocates for research directions based on a dynamic principle and intuitively explains phenomena of DNN. Therefore, we assess no societal impact that requires attention.

## References

- Advani, M. S., Saxe, A. M., and Sompolinsky, H. High-dimensional dynamics of generalization error in neural networks. *Neural Networks*, 132:428–446, 2020.
- Ahn, K., Cheng, X., Song, M., Yun, C., Jadbabaie, A., and Sra, S. Linear attention is (maybe) all you need (to understand transformer optimization). *arXiv preprint arXiv:2310.01082*, 2023.
- Arora, S. and Goyal, A. A theory for emergence of complex skills in language models. *arXiv preprint:2307.15936*, 2023.
- Arora, S., Cohen, N., Golowich, N., and Hu, W. A convergence analysis of gradient descent for deep linear neural networks. *arXiv preprint arXiv:1810.02281*, 2018a.
- Arora, S., Ge, R., Neyshabur, B., and Zhang, Y. Stronger generalization bounds for deep nets via a compression approach. In *Proceedings of the 35th International Conference on Machine Learning*, volume 80 of *Proceedings of Machine Learning Research*, pp. 254–263. PMLR, 10–15 Jul 2018b. URL <http://proceedings.mlr.press/v80/arora18b.html>.
- Arora, S., Cohen, N., Hu, W., and Luo, Y. Implicit regularization in deep matrix factorization. *Advances in Neural Information Processing Systems*, 32, 2019.
- Atanasov, A., Meterez, A., Simon, J. B., and Pehlevan, C. The optimization landscape of sgd across the feature learning strength. *arXiv preprint arXiv:2410.04642*, 2024.
- Azulay, S., Moroshko, E., Nacson, M. S., Woodworth, B. E., Srebro, N., Globerson, A., and Soudry, D. On the implicit bias of initialization shape: Beyond infinitesimal mirror descent. In *International Conference on Machine Learning*, pp. 468–477. PMLR, 2021.
- Bachmann, G., Anagnostidis, S., and Hofmann, T. Scaling mlps: A tale of inductive bias. *Advances in Neural Information Processing Systems*, 36, 2024.
- Bahri, Y., Dyer, E., Kaplan, J., Lee, J., and Sharma, U. Explaining neural scaling laws. *arXiv preprint:2102.06701*, 2021.
- Baldi, P. and Hornik, K. Neural networks and principal component analysis: Learning from examples without local minima. *Neural networks*, 2(1):53–58, 1989.
- Bordelon, B., Canatar, A., and Pehlevan, C. Spectrum dependent learning curves in kernel regression and wide neural networks. In *International Conference on Machine Learning*, pp. 1024–1034. PMLR, 2020.
- Bordelon, B., Atanasov, A., and Pehlevan, C. A dynamical model of neural scaling laws. *arXiv preprint:2402.01092*, 2024.
- Braun, L., Dominé, C., Fitzgerald, J., and Saxe, A. Exact learning dynamics of deep linear networks with prior knowledge. *Advances in Neural Information Processing Systems*, 35:6615–6629, 2022.
- Brown, T., Mann, B., Ryder, N., Subbiah, M., Kaplan, J. D., Dhariwal, P., Neelakantan, A., Shyam, P., Sastry, G., Askell, A., et al. Language models are few-shot learners. *Advances in neural information processing systems*, 33: 1877–1901, 2020.
- Cabannes, V., Dohmatob, E., and Bietti, A. Scaling laws for associative memories. *arXiv preprint arXiv:2310.02984*, 2023.
- Chen, M., Roberts, N., Bhatia, K., Wang, J., Zhang, C., Sala, F., and Ré, C. Skill-it! a data-driven skills framework for understanding and training language models. *Advances in Neural Information Processing Systems*, 36, 2023.
- Chizat, L., Oyallon, E., and Bach, F. On lazy training in differentiable programming. *Advances in neural information processing systems*, 32, 2019.
- Cui, H., Loureiro, B., Krzakala, F., and Zdeborová, L. Generalization error rates in kernel regression: The crossover from the noiseless to noisy regime. *Advances in Neural Information Processing Systems*, 34:10131–10143, 2021.
- Dominé, C. C., Anguita, N., Proca, A. M., Braun, L., Kunin, D., Mediano, P. A., and Saxe, A. M. From lazy to rich: Exact learning dynamics in deep linear networks. *arXiv preprint arXiv:2409.14623*, 2024.
- Fang, C., He, H., Long, Q., and Su, W. J. Layer-peeled model: Toward understanding well-trained deep neural networks. *arXiv preprint arXiv:2101.12699*, 4, 2021.
- Farrell, M., Recanatesi, S., and Shea-Brown, E. From lazy to rich to exclusive task representations in neural networks and neural codes. *Current opinion in neurobiology*, 83: 102780, 2023.
- Flesch, T., Juechems, K., Dumbalska, T., Saxe, A., and Summerfield, C. Orthogonal representations for robust

- context-dependent task performance in brains and neural networks. *Neuron*, 110(7):1258–1270, 2022.
- Fort, S., Dziugaite, G. K., Paul, M., Kharaghani, S., Roy, D. M., and Ganguli, S. Deep learning versus kernel learning: an empirical study of loss landscape geometry and the time evolution of the neural tangent kernel. *Advances in Neural Information Processing Systems*, 33: 5850–5861, 2020.
- Fukumizu, K. Statistical active learning in multilayer perceptrons. *IEEE Transactions on Neural Networks*, 11(1): 17–26, 2000.
- Furuta, H., Minegishi, G., Iwasawa, Y., and Matsuo, Y. Towards empirical interpretation of internal circuits and properties in grokked transformers on modular polynomials. *Transactions on Machine Learning Research*, 2024.
- Ganguli, D., Hernandez, D., Lovitt, L., Askill, A., Bai, Y., Chen, A., Conerly, T., Dassarma, N., Drain, D., Elhage, N., et al. Predictability and surprise in large generative models. In *Proceedings of the 2022 ACM Conference on Fairness, Accountability, and Transparency*, pp. 1747–1764, 2022.
- Gidel, G., Bach, F., and Lacoste-Julien, S. Implicit regularization of discrete gradient dynamics in linear neural networks. *Advances in Neural Information Processing Systems*, 32, 2019.
- Gordon, M. A., Duh, K., and Kaplan, J. Data and parameter scaling laws for neural machine translation. In Moens, M.-F., Huang, X., Specia, L., and Yih, S. W.-t. (eds.), *Proceedings of the 2021 Conference on Empirical Methods in Natural Language Processing*, pp. 5915–5922, Online and Punta Cana, Dominican Republic, November 2021. Association for Computational Linguistics. doi: 10.18653/v1/2021.emnlp-main.478. URL <https://aclanthology.org/2021.emnlp-main.478>.
- Gromov, A. Grokking modular arithmetic. *arXiv preprint arXiv:2301.02679*, 2023.
- Han, X., Pappas, V., and Donoho, D. L. Neural collapse under MSE loss: Proximity to and dynamics on the central path. In *International Conference on Learning Representations*, 2022. URL [https://openreview.net/forum?id=w1UbdvWH\\_R3](https://openreview.net/forum?id=w1UbdvWH_R3).
- He, T., Doshi, D., Das, A., and Gromov, A. Learning to grok: Emergence of in-context learning and skill composition in modular arithmetic tasks. *arXiv preprint arXiv:2406.02550*, 2024.
- Heij, C., Ran, A. C., and Van Schagen, F. *Introduction to mathematical systems theory*. Springer, 2007.
- Henighan, T., Kaplan, J., Katz, M., Chen, M., Hesse, C., Jackson, J., Jun, H., Brown, T. B., Dhariwal, P., Gray, S., et al. Scaling laws for autoregressive generative modeling. *arXiv preprint:2010.14701*, 2020.
- Hestness, J., Narang, S., Ardalani, N., Diamos, G., Jun, H., Kianinejad, H., Patwary, M. M. A., Yang, Y., and Zhou, Y. Deep learning scaling is predictable, empirically. *arXiv preprint:1712.00409*, 2017.
- Hoffmann, J., Borgeaud, S., Mensch, A., Buchatskaya, E., Cai, T., Rutherford, E., Casas, D. d. L., Hendricks, L. A., Welbl, J., Clark, A., et al. Training compute-optimal large language models. *arXiv preprint:2203.15556*, 2022.
- Hopfield, J. J. Hopfield network. *Scholarpedia*, 2(5):1977, 2007.
- Humayun, A. I., Balestriero, R., and Baraniuk, R. Deep networks always grok and here is why. In *Forty-first International Conference on Machine Learning*, 2024. URL <https://openreview.net/forum?id=zMue490KMr>.
- Hutter, M. Learning curve theory. *arXiv preprint:2102.04074*, 2021.
- Huygens, C. 1673 horologium oscillatorium, sive, de motu pendulorum ad horologia aptato demonstrationes geometricae. *Paris: Apud F. Muguet*, 1666.
- Jacot, A., Gabriel, F., and Hongler, C. Neural tangent kernel: Convergence and generalization in neural networks. In *Advances in neural information processing systems*, pp. 8571–8580, 2018.
- Jacot, A., Simsek, B., Spadaro, F., Hongler, C., and Gabriel, F. Kernel alignment risk estimator: Risk prediction from training data. *Advances in Neural Information Processing Systems*, 33:15568–15578, 2020.
- Jacot, A., Ged, F., Şimşek, B., Hongler, C., and Gabriel, F. Saddle-to-saddle dynamics in deep linear networks: Small initialization training, symmetry, and sparsity, 2022. URL <https://arxiv.org/abs/2106.15933>.
- Jarvis, D., Klein, R., Rosman, B., and Saxe, A. M. On the specialization of neural modules. *arXiv preprint arXiv:2409.14981*, 2024a.
- Jarvis, D., Lee, S., Dominé, C. C. J., Saxe, A. M., and Mannelli, S. S. A theory of initialisation’s impact on specialisation. In *NeurIPS 2024 Workshop on Mathematics of Modern Machine Learning*, 2024b.
- Jeffares, A., Curth, A., and van der Schaar, M. Deep learning through a telescoping lens: A simple model provides

- empirical insights on grokking, gradient boosting & beyond. In *The Thirty-eighth Annual Conference on Neural Information Processing Systems*, 2024. URL <https://openreview.net/forum?id=NhucGZtikE>.
- Ji, Z. and Telgarsky, M. Gradient descent aligns the layers of deep linear networks. *arXiv preprint arXiv:1810.02032*, 2018.
- Kaiser, D. The sacred, spherical cows of physics. *Nautilus Quarterly*, 2014.
- Kaplan, J., McCandlish, S., Henighan, T., Brown, T. B., Chess, B., Child, R., Gray, S., Radford, A., Wu, J., and Amodei, D. Scaling laws for neural language models. *arXiv preprint:2001.08361*, 2020.
- Katharopoulos, A., Vyas, A., Pappas, N., and Fleuret, F. Transformers are rnns: Fast autoregressive transformers with linear attention. In *International conference on machine learning*, pp. 5156–5165. PMLR, 2020.
- Kumar, T., Bordelon, B., Gershman, S. J., and Pehlevan, C. Grokking as the transition from lazy to rich training dynamics. In *The Twelfth International Conference on Learning Representations*, 2024. URL <https://openreview.net/forum?id=vt5mnLVIVO>.
- Kunin, D., Raventos, A., Dominé, C. C. J., Chen, F., Klindt, D., Saxe, A. M., and Ganguli, S. Get rich quick: exact solutions reveal how unbalanced initializations promote rapid feature learning. In *The Thirty-eighth Annual Conference on Neural Information Processing Systems*, 2024. URL <https://openreview.net/forum?id=eNM94i7R3A>.
- Lampinen, A. K. and Ganguli, S. An analytic theory of generalization dynamics and transfer learning in deep linear networks. *arXiv preprint arXiv:1809.10374*, 2018.
- Lee, J., Kang, B. G., Kim, K., and Lee, K. M. Grokfast: Accelerated grokking by amplifying slow gradients. *arXiv preprint arXiv:2405.20233*, 2024.
- Levi, N. I., Beck, A., and Bar-Sinai, Y. Grokking in linear estimators – a solvable model that groks without understanding. In *The Twelfth International Conference on Learning Representations*, 2024. URL <https://openreview.net/forum?id=GH2LYb9XV0>.
- Li, Z., Luo, Y., and Lyu, K. Towards resolving the implicit bias of gradient descent for matrix factorization: Greedy low-rank learning. *arXiv preprint arXiv:2012.09839*, 2020.
- Lippl, S. and Lindsey, J. W. Inductive biases of multi-task learning and finetuning: multiple regimes of feature reuse. *arXiv preprint arXiv:2310.02396*, 2023.
- Lippl, S., Kay, K., Jensen, G., Ferrera, V. P., and Abbott, L. A mathematical theory of relational generalization in transitive inference. *Proceedings of the National Academy of Sciences*, 121(28):e2314511121, 2024.
- Liu, Z., Kitouni, O., Nolte, N. S., Michaud, E., Tegmark, M., and Williams, M. Towards understanding grokking: An effective theory of representation learning. *Advances in Neural Information Processing Systems*, 35:34651–34663, 2022a.
- Liu, Z., Michaud, E. J., and Tegmark, M. Omnigrok: Grokking beyond algorithmic data. In *The Eleventh International Conference on Learning Representations*, 2022b.
- Luo, T., Xu, Z.-Q. J., Ma, Z., and Zhang, Y. Phase diagram for two-layer relu neural networks at infinite-width limit. *Journal of Machine Learning Research*, 22(71):1–47, 2021.
- Lyu, B. and Zhu, Z. Implicit bias of (stochastic) gradient descent for rank-1 linear neural network. In Oh, A., Naumann, T., Globerson, A., Saenko, K., Hardt, M., and Levine, S. (eds.), *Advances in Neural Information Processing Systems*, volume 36, pp. 58166–58201. Curran Associates, Inc., 2023.
- Lyu, K., Jin, J., Li, Z., Du, S. S., Lee, J. D., and Hu, W. Dichotomy of early and late phase implicit biases can provably induce grokking. In *The Twelfth International Conference on Learning Representations*, 2024. URL <https://openreview.net/forum?id=XsHqr9dEGH>.
- Maloney, A., Roberts, D. A., and Sully, J. A solvable model of neural scaling laws. *arXiv preprint:2210.16859*, 2022.
- Marcotte, S., Gribonval, R., and Peyré, G. Abide by the law and follow the flow: Conservation laws for gradient flows. *Advances in neural information processing systems*, 36, 2024.
- Michaud, E., Liu, Z., Girit, U., and Tegmark, M. The quantization model of neural scaling. *Advances in Neural Information Processing Systems*, 36, 2023.
- Mixon, D. G., Parshall, H., and Pi, J. Neural collapse with unconstrained features. *arXiv preprint arXiv:2011.11619*, 2020.
- Mohamadi, M. A., Li, Z., Wu, L., and Sutherland, D. J. Why do you grok? a theoretical analysis on grokking modular addition. In *Forty-first International Conference on Machine Learning*, 2024. URL <https://openreview.net/forum?id=ad5I6No9G1>.

- Nam, Y., Fonseca, N., Lee, S. H., Mingard, C., and Louis, A. A. An exactly solvable model for emergence and scaling laws in the multitask sparse parity problem. In *The Thirty-eighth Annual Conference on Neural Information Processing Systems*, 2024a. URL <https://openreview.net/forum?id=cuWsR25bbI>.
- Nam, Y., Mingard, C., Lee, S. H., Hayou, S., and Louis, A. Visualising feature learning in deep neural networks by diagonalizing the forward feature map, 2024b. URL <https://arxiv.org/abs/2410.04264>.
- Nanda, N., Chan, L., Lieberum, T., Smith, J., and Steinhart, J. Progress measures for grokking via mechanistic interpretability. In *The Eleventh International Conference on Learning Representations*, 2023. URL <https://openreview.net/forum?id=9XFSbDPmdW>.
- Nelli, S., Braun, L., Dumbalska, T., Saxe, A., and Summerfield, C. Neural knowledge assembly in humans and neural networks. *Neuron*, 111(9):1504–1516, 2023.
- Okawa, M., Lubana, E. S., Dick, R., and Tanaka, H. Compositional abilities emerge multiplicatively: Exploring diffusion models on a synthetic task. *Advances in Neural Information Processing Systems*, 36, 2024.
- Papayan, V., Han, X., and Donoho, D. L. Prevalence of neural collapse during the terminal phase of deep learning training. *Proceedings of the National Academy of Sciences*, 117(40):24652–24663, 2020.
- Pesme, S. and Flammarion, N. Saddle-to-saddle dynamics in diagonal linear networks. In *Thirty-seventh Conference on Neural Information Processing Systems*, 2023. URL <https://openreview.net/forum?id=iuqCXglGng>.
- Pinson, H., Lenaerts, J., and Ginis, V. Linear cnns discover the statistical structure of the dataset using only the most dominant frequencies. In *International Conference on Machine Learning*, pp. 27876–27906. PMLR, 2023.
- Power, A., Burda, Y., Edwards, H., Babuschkin, I., and Misra, V. Grokking: Generalization beyond overfitting on small algorithmic datasets. *arXiv:2201.02177*, 2022.
- Richards, B. A., Lillicrap, T. P., Beaudoin, P., Bengio, Y., Bogacz, R., Christensen, A., Clopath, C., Costa, R. P., de Berker, A., Ganguli, S., et al. A deep learning framework for neuroscience. *Nature neuroscience*, 22(11):1761–1770, 2019.
- Rosenfeld, J. S., Rosenfeld, A., Belinkov, Y., and Shavit, N. A constructive prediction of the generalization error across scales. *arXiv preprint: 1909.12673*, 2019.
- Rubin, N., Seroussi, I., and Ringel, Z. Grokking as a first order phase transition in two layer networks. In *The Twelfth International Conference on Learning Representations*, 2024. URL <https://openreview.net/forum?id=3ROGsTX3IR>.
- Saxe, A., Sodhani, S., and Lewallen, S. J. The neural race reduction: Dynamics of abstraction in gated networks. In *International Conference on Machine Learning*, pp. 19287–19309. PMLR, 2022.
- Saxe, A. M., McClelland, J. L., and Ganguli, S. Exact solutions to the nonlinear dynamics of learning in deep linear neural networks. *Proceedings of the International Conference on Learning Representations 2014*, 2014. arXiv:1312.6120.
- Saxe, A. M., McClelland, J. L., and Ganguli, S. A mathematical theory of semantic development in deep neural networks. *Proceedings of the National Academy of Sciences*, 116(23):11537–11546, 2019.
- Schaeffer, R., Miranda, B., and Koyejo, S. Are emergent abilities of large language models a mirage? *Advances in Neural Information Processing Systems*, 36, 2023.
- Simon, J. B., Knutins, M., Ziyin, L., Geisz, D., Fetterman, A. J., and Albrecht, J. On the stepwise nature of self-supervised learning. In *International Conference on Machine Learning*, pp. 31852–31876. PMLR, 2023.
- Spigler, S., Geiger, M., and Wyart, M. Asymptotic learning curves of kernel methods: empirical data versus teacher–student paradigm. *Journal of Statistical Mechanics: Theory and Experiment*, 2020(12):124001, 2020.
- Srivastava, A., Rastogi, A., Rao, A., Shoeb, A. A. M., Abid, A., Fisch, A., Brown, A. R., Santoro, A., Gupta, A., Garriga-Alonso, A., et al. Beyond the imitation game: Quantifying and extrapolating the capabilities of language models. *arXiv preprint:2206.04615*, 2022.
- Sulejmanpasic, T. and Ünsal, M. Aspects of perturbation theory in quantum mechanics: The benderwu mathematica ® package. *Computer Physics Communications*, 228:273–289, 2018. ISSN 0010-4655. doi: <https://doi.org/10.1016/j.cpc.2017.11.018>. URL <https://www.sciencedirect.com/science/article/pii/S0010465518300420>.
- Tarmoun, S., Franca, G., Haeffele, B. D., and Vidal, R. Understanding the dynamics of gradient flow in overparameterized linear models. In *International Conference on Machine Learning*, pp. 10153–10161. PMLR, 2021.
- Thilak, V., Littwin, E., Zhai, S., Saremi, O., Paiss, R., and Susskind, J. M. The slingshot mechanism: An empirical study of adaptive optimizers and the \emph {Grokking

- Phenomenon}. In *Has it Trained Yet? NeurIPS 2022 Workshop*, 2022.
- Tu, Z., Aranguri, S., and Jacot, A. Mixed dynamics in linear networks: Unifying the lazy and active regimes. *arXiv preprint arXiv:2405.17580*, 2024.
- Varre, A. V., Vladarean, M.-L., Pillaud-Vivien, L., and Flammarion, N. On the spectral bias of two-layer linear networks. *Advances in Neural Information Processing Systems*, 36, 2024.
- Wang, B., Yue, X., Su, Y., and Sun, H. Grokking of implicit reasoning in transformers: A mechanistic journey to the edge of generalization. In *The Thirty-eighth Annual Conference on Neural Information Processing Systems*, 2024. URL <https://openreview.net/forum?id=D4QgSWxiOb>.
- Wang, Z. and Jacot, A. Implicit bias of sgd in  $l_2$ -regularized linear dnns: One-way jumps from high to low rank. *arXiv preprint arXiv:2305.16038*, 2023.
- Wei, J., Tay, Y., Bommasani, R., Raffel, C., Zoph, B., Borgeaud, S., Yogatama, D., Bosma, M., Zhou, D., Metzler, D., et al. Emergent abilities of large language models. *arXiv preprint: 2206.07682*, 2022.
- Woodworth, B., Gunasekar, S., Lee, J. D., Moroshko, E., Savarese, P., Golan, I., Soudry, D., and Srebro, N. Kernel and rich regimes in overparametrized models. In *Conference on Learning Theory*, pp. 3635–3673. PMLR, 2020.
- Xu, Y. and Ziyin, L. When does feature learning happen? perspective from an analytically solvable model. *arXiv preprint arXiv:2401.07085*, 2024.
- Yu, D., Kaur, S., Gupta, A., Brown-Cohen, J., Goyal, A., and Arora, S. Skill-mix: A flexible and expandable family of evaluations for ai models. *arXiv preprint:2310.17567*, 2023.
- Zhai, X., Kolesnikov, A., Houlsby, N., and Beyer, L. Scaling vision transformers. In *Proceedings of the IEEE/CVF Conference on Computer Vision and Pattern Recognition*, pp. 12104–12113, 2022.
- Zhang, Y., Latham, P. E., and Saxe, A. M. Understanding unimodal bias in multimodal deep linear networks. In *Forty-first International Conference on Machine Learning*, 2024a. URL <https://openreview.net/forum?id=CTEMHDSwIj>.
- Zhang, Y., Saxe, A., and Latham, P. E. When are bias-free relu networks like linear networks? *arXiv preprint arXiv:2406.12615*, 2024b.
- Zheng, X., Daruwalla, K., Benjamin, A. S., and Klindt, D. Delays in generalization match delayed changes in representational geometry. In *UniReps: 2nd Edition of the Workshop on Unifying Representations in Neural Models*, 2024. URL <https://openreview.net/forum?id=1ae108kHk2>.
- Zhong, Z., Liu, Z., Tegmark, M., and Andreas, J. The clock and the pizza: Two stories in mechanistic explanation of neural networks. *Advances in Neural Information Processing Systems*, 36, 2024.
- Zhu, X., Fu, Y., Zhou, B., and Lin, Z. Critical data size of language models from a grokking perspective. *arXiv preprint arXiv:2401.10463*, 2024.
- Zhu, Z., Ding, T., Zhou, J., Li, X., You, C., Sulam, J., and Qu, Q. A geometric analysis of neural collapse with unconstrained features. *Advances in Neural Information Processing Systems*, 34:29820–29834, 2021.

## A. Glossary

Name	Symbol /Abbr.	Definition	Cross-ref
Amplifying dynamics		The rich-get-richer dynamics of layerwise linear models stemming from the dynamical feedback principle.	Section 4
Dimension of input features	$d$		
Dimension of hidden layer	$p$		
Dimension of output	$c$		
Dynamical feedback principle		The principle that magnitude of one layer governs the evolution of the other layers.	Section 3
Emergence		A phenomenon where DNN suddenly gains performance on a subtask or skill.	Appendix D
Gradient flow	GF	A continuous variant of gradient descent algorithm	
Greedy dynamics		The dynamics of low-rank bias.	Section 5
Grokking		A delayed generalization.	Appendix G
Input features	$x$	$x \in \mathbb{R}^d$ . We denote the element as $x_i$ and the input feature space with $\mathcal{X}$ .	Section 2
Layerwise linear models		Two layer models in which the output is multilinear with respect to each layer of parameters.	Appendix B
Lazy regime		Regime where DNN's evolution follows a linear dynamics	Section 6
Linear dynamics		The dynamics of linear model	Equation (7)
Linear model		One layer model in which the output is linear with respect to parameters.	Appendix B
Low-rank bias		An inductive bias of linear neural networks toward low-rank representation.	Section 5
Mode		A distinct degree of freedom the dynamical system decoupled into.	Appendix B
Multilayer perceptron	MLP	Also known as fully connected network (FCN)	
Neural collapse	NC	The collapse of training set's last layer features vectors into a low-rank structure.	Appendix E
Normalization constant	$Z$	The constant that rescales the output of the model.	Equation (15)
Neural tangent kernel	NTK	kernel with the gradient operator as the feature map.	
Parameters (diagonal linear neural network)	$a, b$	$a, b \in \mathbb{R}^d$ $a_i, b_i$ are used to indicate the $i^{\text{th}}$ entry. In Section 7, the notation $a, b \in \mathbb{R}^p$ was dublicately used for the parameters of linear neural networks for demonstrative purposes.	Equation (3)
Parameters (linear neural network)	$W_1, W_2$	$W_1 \in \mathbb{R}^{d \times p}$ , $W_2 \in \mathbb{R}^{p \times c}$ . $W_{ij}^{(1)}$ , $W_{ij}^{(2)}$ are used to indicate the element of matrix.	Equation (4)
Rich regime		Regime where DNN's evolution follows a non-linear dynamics	Section 6
Sigmoidal growth		The evolution amplifying dynamics when $a \approx b$ .	Equation (9)
Skill	$g_k(x)$	A subtask of the problem.	Section 4
Stage-like training		The dynamics when modes are learned in sequences without overlap in their saturation.	Figure 3(b)
Target (scale)	$S_i$ or $S$	The multiplicative constant to the feature in the target function.	Equation (1)
Weight-to-target ratio	$\Sigma_0/S$	The ratio between the normalized (by $Z$ ) norm of initial weights (Equation (20)) and the target scale $S$ .	Section 7

## B. Definitions

In this section, we provide more detailed definitions of the following terms: linear models, layerwise linear models, modes, features, function space. We additionally explain Figure 7. We assume scalar output ( $c = 1$ ) and focus on models with  $f : \mathcal{X} \rightarrow \mathbb{R}$  where  $\mathcal{X}$  is the input feature space.

### B.1. Linear models

Linear models are models in which the output is completely linear in **parameters**. The definition allows non-linear relationship between the input features and the output. The general form of a linear model is

$$f(x) = \sum_{i=1}^d \phi_i(x) \theta_i, \quad (21)$$

where  $\phi_i : \mathcal{X} \rightarrow \mathbb{R}$  is a feature map that can be a non-linear function.

### B.2. Layerwise linear models

Layerwise linear models are 2-layer models in which the output is multilinear with respect to each layer of parameters. The definition also allows non-linear relationship between the input features and the output. The general form of a layerwise linear model is

$$f(x) = \sum_{(i,j) \in \mathcal{V}} \sum_{j=1}^p \phi_i(x) a_{ij} b_j, \quad (22)$$

where  $\phi : \mathcal{X} \rightarrow \mathbb{R}$  is a map from the input data space  $\mathcal{X}$  to the reals, and  $\mathcal{V}$  is an architecture dependent set of connections between  $\phi_i(x)$  and hidden neurons. Note that the presence of  $\phi$  in place of  $x_i$  does not change the dynamics, as long as random variable  $\phi_i(x)$  satisfy the assumptions in the main text, such as  $\mathbf{E}[\phi_i(x) \phi_j(x)] = 0$  for  $i \neq j$ .

### B.3. Modes

For a given dynamics, we define modes as distinct degrees of freedom into which the dynamical system decouples.

### B.4. Features

We return to the special case of  $\phi_i(x) = x_i$  to maintain greater consistency with the main text. For the last layer feature vectors used in Section 5, see Appendix E instead.

We define the  $k^{\text{th}}$  feature as the post-activation of the  $k^{\text{th}}$  neuron of the last layer multiplied by the respective last layer parameter. For a linear model, the  $k^{\text{th}}$  feature is

$$h_k := x_k \theta_k, \quad k \in \{1, 2, \dots, d\}. \quad (23)$$

For a linear neural network, the  $k^{\text{th}}$  feature is

$$h_k := \sum_{i=1}^d x_i W_{ik}^{(1)} b_k, \quad k \in \{1, 2, \dots, p\}. \quad (24)$$

Note that by the definition, the sum of all features equals the output function:

$$f = \sum_k h_k. \quad (25)$$

### B.5. Function space and the explanation of Figure. 7

We define the **function space** as the vector space spanned by  $x_1, \dots, x_d$ : that is, we only consider linear functionals in variables  $x_1, \dots, x_d$  among all functionals on  $\mathcal{X}$ . Because  $x$  is a  $d$  dimensional random variable with full ranked covariance matrix,  $x_1, \dots, x_d$  are linearly independent and thus form the basis of function space.



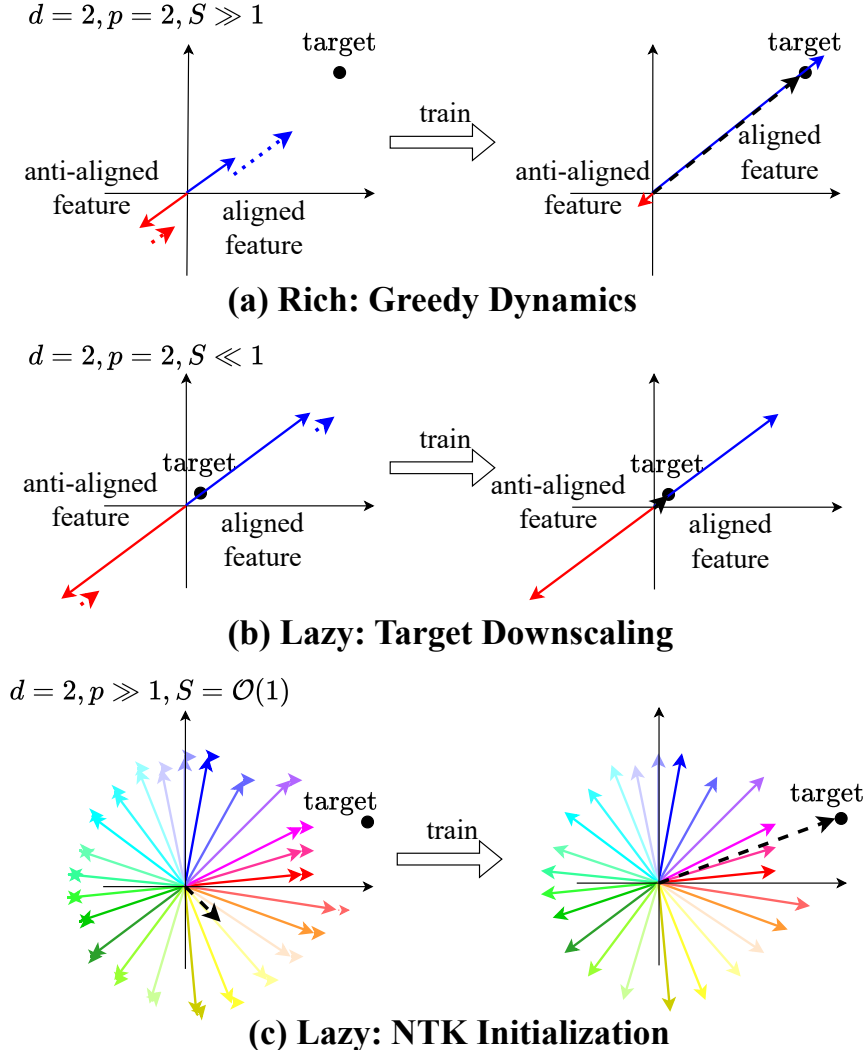


Figure 9. Figure 7 in the main text.

Given our orthogonality condition of features ( $\mathbf{E}[x_i x_j] = 0$  for  $i \neq j$ ), we can use the input feature as the (unnormalized) basis, and express the target function  $f^*(x) = \sum_i^d x_i S_i$  as a vector in this function space with coordinate  $[S_1, S_2, \dots, S_d]$ . Likewise, the features can be expressed as a vector in the function space, allowing visualization.

In Figure 9(a), we have two axis because  $d = 2$  ( $[x_1, x_2]$ ), and two features because  $p = 2$  (Equation (24)). The blue feature is aligned ( $\mathbf{E}[h^T f^*] > 0$ ) and the red feature is anti-aligned ( $\mathbf{E}[h^T f^*] < 0$ ) to the target, analogous to the aligned and anti-aligned features in the  $d = 1$  setup of the main text (Equation (15)). The sum of features equals the current output function (Equation (25)) or the black dashed line. The training ends when the output function equals the target function (black dot).

In Figure 9(c), we observe  $p \gg 1$  features (colored arrows) sum to a smaller output function (dashed black line). A collection of infinitesimal changes in these features can sum up to an  $\mathcal{O}(1)$  change in expressing the target function.

## C. Derivation for completeness

This section includes simple derivations for completeness. For the original derivations in a more general setup, we refer to the references mentioned in the main text.

### C.1. Dynamics of linear model

The gradient flow equation is

$$\frac{d\theta_i}{dt} = -\frac{\partial \mathcal{L}}{\partial \theta_i}, \quad (26)$$

where  $\mathcal{L}$  is the MSE loss (Equation (2)). Then

$$\frac{d\theta_i}{dt} = -\mathbf{E} \left[ \frac{\partial}{\partial \theta_i} \frac{1}{2} (f(x) - f^*(x))^2 \right] \quad (27)$$

$$= -\mathbf{E} \left[ x_i \left( \sum_{j=1}^p (\theta_j - S_j) x_j \right) \right] \quad (28)$$

$$= -\mathbf{E} [x_i^2] (\theta_i - S_i). \quad (29)$$

In the second line, we used the definition of the linear model (Equation (5)) and the target function (Equation (1)). In the last line, we used our assumptions that the input features are orthogonal ( $\mathbf{E}[x_i x_j] = 0$  if  $i \neq j$ ) and that we have an infinite training set (the expectation is over the true distribution).

Solving Equation (29), we obtain

$$\log(S_i - \theta_i(t)) - \log(S_i - \theta(0)) = -\mathbf{E} [x_i^2] t. \quad (30)$$

Using the zero initialization condition of  $\theta(0) = 0$ , we obtain Equation (10):

$$\theta_i/S_i = 1 - e^{-\mathbf{E}[x_i^2]t}. \quad (31)$$

### C.2. Dynamics of diagonal linear neural network

Starting with the gradient flow equation in diagonal linear neural networks,

$$\frac{da_i}{dt} = -\frac{\partial \mathcal{L}}{\partial a_i}, \quad \frac{db_i}{dt} = -\frac{\partial \mathcal{L}}{\partial b_i}. \quad (32)$$

Analogous to Equation (29), we can use the orthogonality condition ( $\mathbf{E}[x_i x_j] = 0$  if  $i \neq j$ ) to get

$$\frac{da_i}{dt} = -\mathbf{E} \left[ \frac{\partial}{\partial a_i} \frac{1}{2} (f(x) - f^*(x))^2 \right] \quad (33)$$

$$= -\mathbf{E} \left[ b_i x_i \left( \sum_{j=1}^p (a_j b_j - S_j) x_j \right) \right] \quad (34)$$

$$= -b_i \mathbf{E} [x_i^2] (a_i b_i - S_i). \quad (35)$$

We can analogously obtain  $\frac{db_i}{dt}$ , and the evolution of  $a_i b_i$  is

$$\frac{d(a_i b_i)}{dt} = \frac{da_i}{dt} b_i + a_i \frac{db_i}{dt} \quad (36)$$

$$= -\mathbf{E} [x_i^2] (b_i^2 + a_i^2) (a_i b_i - S) \quad (37)$$

$$= -2\mathbf{E} [x_i^2] a_i b_i (a_i b_i - S), \quad (38)$$

where we used Equation (35) (and its equivalent for  $b_i$ ) in the second line and the condition  $a_i = b_i$  in the last line. Assuming  $a_i(0)b_i(0) < S$ , we can solve the differential equation to obtain

$$a_i(t)b_i(t) = \frac{S_i}{1 + \left(\frac{S_i}{a_i(0)b_i(0)} - 1\right) e^{-2S_i \mathbf{E}[x_i^2]t}}. \quad (39)$$

For a general derivation when  $a_i \neq b_i$ , see Appendix A of Saxe et al. (2014).

### C.3. Derivation of the magnitude difference conservation in linear neural network

For the sake of readability, we restate the dimensions of inputs, weights, and outputs (labels) for linear neural networks:

$$x \in \mathbb{R}^{d \times 1}, \quad y \in \mathbb{R}^{c \times 1}, \quad W_1 \in \mathbb{R}^{d \times p}, \quad W_2 \in \mathbb{R}^{p \times c}. \quad (40)$$

For a linear neural network, the gradient flow equation is

$$\frac{dW_1}{dt} = -\frac{\partial \mathcal{L}}{\partial W_1}, \quad \frac{dW_2}{dt} = -\frac{\partial \mathcal{L}}{\partial W_2}. \quad (41)$$

The loss in the summand notation is

$$\mathcal{L} = \frac{1}{2} \mathbf{E} \left[ \sum_k \left( \sum_{i,j} x_i w_{ij}^{(1)} w_{jk}^{(2)} - y_k \right) \left( \sum_{i',j'} x_{i'} w_{i'j'}^{(1)} w_{j'k}^{(2)} - y_k \right) \right], \quad (42)$$

where  $w_{ij}^{(1)}$  and  $w_{jk}^{(2)}$  are elements of matrix  $W_1$  and  $W_2$ , respectively. The derivative for the first matrix  $W_1$  is

$$\frac{\partial \mathcal{L}}{\partial w_{ij}^{(1)}} = \mathbf{E} \left[ \sum_k \left( x_i w_{jk}^{(2)} \right) \left( \sum_{i',j'} x_{i'} w_{i'j'}^{(1)} w_{j'k}^{(2)} - y_k \right) \right] \quad (43)$$

$$= \mathbf{E} \left[ x_i \left( \sum_{i',j',k} x_{i'} w_{i'j'}^{(1)} w_{j'k}^{(2)} w_{jk}^{(2)} - y_k w_{jk}^{(2)} \right) \right] \quad (44)$$

and this can be expressed in the matrix form as

$$\frac{\partial \mathcal{L}}{\partial W_1} = \mathbf{E} [x(x^T W_1 W_2 - y^T) W_2^T]. \quad (45)$$

Likewise for  $W_2$ ,

$$\frac{\partial \mathcal{L}}{\partial w_{jk}^{(2)}} = \mathbf{E} \left[ \left( \sum_i x_i w_{ij}^{(1)} \right) \left( \sum_{i',j'} x_{i'} w_{i'j'}^{(1)} w_{j'k}^{(2)} - y_k \right) \right], \quad (46)$$

which in the matrix form is

$$\frac{\partial \mathcal{L}}{\partial W_2} = \mathbf{E} [W_1^T x(x^T W_1 W_2 - y^T)]. \quad (47)$$

Using Equations (41), (45) and (47), we obtain

$$W_1^T \frac{dW_1}{dt} = \frac{dW_2}{dt} W_2^T \quad \Rightarrow \quad \frac{d}{dt} (W_1^T W_1 - W_2 W_2^T) = 0. \quad (48)$$

### C.4. Derivation of Equation (12)

Here, we show that a special initialization of  $W_1$  and  $W_2$  leads to Equation (12) and argue that a sufficiently small initialization makes the assumption plausible. For a more rigorous arguments, see (Saxe et al., 2014; Mixon et al., 2020; Ji

& Telgarsky, 2018; Arora et al., 2018a; Lampinen & Ganguli, 2018; Gidel et al., 2019; Tarmoun et al., 2021; Braun et al., 2022; Dominé et al., 2024), especially more recent works for formal handling of initialization.

Let the singular value decomposition of the correlation matrix be

$$U^T P V = \mathbf{E} [xy^T]. \quad (49)$$

We assume whitened input  $\mathbf{E}[xx^T] = I$ ,  $W_1(0) = U^T A R$ , and  $W_2(0) = R^T A V$ . The diagonal matrix  $A$  is of rank  $c$  and comprises sufficiently small singular values, while  $R \in \mathbb{R}^{c \times c}$  is an orthogonal matrix. These assumptions on  $W_1$  and  $W_2$  immediately shows that layers are balanced:

$$W_1^T W_1 - W_2 W_2^T = 0. \quad (50)$$

Denote

$$\widetilde{W}_1 = U W_1 R^T, \quad \widetilde{W}_2 = R W_2 V^T. \quad (51)$$

Then from the gradient dynamics

$$\frac{dW_1}{dt} = -\mathbf{E}[xx^T] W_1 W_2 W_2^T + \mathbf{E}[xy^T] W_2^T = -W_1 W_2 W_2^T + U^T P V W_2^T, \quad (52)$$

we have

$$\frac{d\widetilde{W}_1}{dt} = \frac{d(U W_1 R^T)}{dt} = -(U W_1 R^T)(R W_2 V^T)(V W_2^T R^T) + (U U^T) P (V W_2^T R^T) \quad (53)$$

$$= -\widetilde{W}_1 \widetilde{W}_2 \widetilde{W}_2^T + P \widetilde{W}_2^T. \quad (54)$$

Similarly, for  $\widetilde{W}_2$ ,

$$\frac{d\widetilde{W}_2}{dt} = -\widetilde{W}_1^T \widetilde{W}_1 \widetilde{W}_2 + \widetilde{W}_1^T P. \quad (55)$$

As both  $\widetilde{W}_1$  and  $\widetilde{W}_2$  starts with diagonal matrix  $\widetilde{W}_1(0) = \widetilde{W}_2(0) = A$ , and all matrices in Equation (54) and Equation (55) are diagonal,  $\widetilde{W}_1$  and  $\widetilde{W}_2$  are always diagonal. Also from

$$\widetilde{W}_1^T \widetilde{W}_1 - \widetilde{W}_2 \widetilde{W}_2^T = R(W_1^T W_1 - W_2 W_2^T) R^T = 0, \quad (56)$$

we have  $\widetilde{W}_1(t) = \widetilde{W}_2(t)$  for any  $t$ . Denote by  $\alpha_i$  the  $i^{\text{th}}$  diagonal entry of  $\widetilde{W}_1$ . We have either from Equation (54) or Equation (55),

$$\frac{d\alpha_i}{dt} = -\alpha_i^3 + \rho_i \alpha_i, \quad (57)$$

where  $\rho_i$  is the  $i^{\text{th}}$  diagonal entry of  $P$  or the  $i^{\text{th}}$  singular value of the correlation matrix. Solving this equation gives

$$\frac{d\alpha_i^2}{dt} = -2\alpha_i^2(\alpha_i^2 - \rho_i) \quad \Rightarrow \quad \frac{\alpha_i^2(t)}{\rho_i} = \frac{1}{1 + \left(\frac{\rho_i}{\alpha_i^2(0)} - 1\right) e^{-2\rho_i t}}, \quad (58)$$

and the dynamics of  $W_1 W_2$  is given as

$$W_1 W_2 = U^T A(t)^2 V, \quad A(t)^2 = \begin{pmatrix} \alpha_1(t)^2 & & & \\ & \alpha_2(t)^2 & & \\ & & \ddots & \\ & & & \end{pmatrix}. \quad (59)$$

**Discussion on the assumption** The assumption specifies a particular form for the matrix, but with sufficiently small initialization, all matrices approximately meet the conditions.

## D. Emergence and scaling laws

In this section, we review the emergence and (neural) scaling laws in the literature and discuss in detail how sigmoidal dynamics explain emergence, particularly in relation to data and parameters.

### D.1. Scaling law

Neural scaling laws refer to the empirical observation that the performance of DNNs follows a power-law relationship with the number of parameters or the amount of data (Hestness et al., 2017; Kaplan et al., 2020). This phenomenon has been observed across various architectures and datasets (Rosenfeld et al., 2019; Henighan et al., 2020; Gordon et al., 2021; Zhai et al., 2022; Hoffmann et al., 2022; Cabannes et al., 2023; Bachmann et al., 2024).

To explain the data scaling law, Hutter (2021) developed a discrete feature model where the frequency of features follows a power-law, leading to a power-law relationship between performance and the number of datapoints. Similar assumptions have been used in recent works, often using linear models such as kernels, that a power-law in input distribution can explain scaling laws (Spigler et al., 2020; Bordelon et al., 2020; Cui et al., 2021; Bahri et al., 2021; Maloney et al., 2022; Bordelon et al., 2024).

### D.2. Emergence

In machine learning, emergence refers to a sudden improvement in DNN’s performance when a key factor (such as the size of the training set or the number of parameters) increases (Ganguli et al., 2022; Srivastava et al., 2022; Wei et al., 2022). Such observations are often made in large language models (Brown et al., 2020), where LLMs demonstrate certain abilities, such as logical reasoning, once the model size exceeds a specific threshold. For example, Wei et al. (2022) quoted “*An ability is emergent if it is not present in smaller models but is present in larger models.*”

Although a concrete definition of emergence in machine learning remains elusive and has been criticized for its sensitivity to measurement (Schaeffer et al., 2023), many theoretical studies have explored its causes. Emergence has been deemed challenging to explain through “*mathematical analysis of gradient-based training*” (Arora & Goyal, 2023) and is often viewed as a collection of basic skills that interact to suddenly produce a complex ability (Arora & Goyal, 2023; Chen et al., 2023; Yu et al., 2023; Okawa et al., 2024).

### D.3. Scaling laws from emergence

Similar to the approach of Hutter (2021), Michaud et al. (2023) proposed a quanta model and the multitask sparse parity dataset to link emergence (a sudden gain in ability) to the scaling laws. The quanta model posits that a skill is either learned or not, depending on the available resources (time, data, and parameters). The multitask sparse parity problem consists of skills whose frequencies follow a power law. By leveraging the power-law distribution of the skill frequencies, they demonstrated that the sum of quantized learning, in the large limit, leads to scaling laws observed in a 2-layer MLP trained on the multitask sparse parity problem.

### D.4. Emergence from dynamics

As discussed in Section 4, authors of Nam et al. (2024a) proposed that emergence arises from dynamics. They used a layerwise linear model with prebuilt skill functions (Equation (11)). The learning of a skill corresponds to the learning of a mode, and the sigmoidal dynamics naturally explain the time emergence (Figure 4(a)). However, the connections to data and parameter emergence (Figure 4(b,c)) were less explained in the main text.

In their model, they assumed that only the first  $N$  most frequent skill functions (with the largest  $\mathbf{E}[g_i(x)^2]$ ) were available to the model, and that the skill functions were mutually exclusive:

$$f(x; a, b) = \sum_{i=1}^N a_i b_i g_i(x), \quad g_i(x)g_j(x) = 0 \text{ if } i \neq j. \quad (60)$$

The two conditions state that a model will learn the  $k^{\text{th}}$  skill if and only if 1) a datapoint from the  $k^{\text{th}}$  skill exists in the training set and 2) the skill function exists in the model ( $N \geq k$ ), creating emergent (abrupt) property of the model on data and parameters.

They argued that the emergent property carries over to the 2-layer MLP (and NNs) because the greedy dynamics of the layerwise structure prioritizes only the most frequent skills. With limited parameters, the greedy dynamics will, in a stage-like training fashion, use all available neurons to express the most frequent (correlated) skill, creating a sharp threshold between learned and not-learned skills.

For insufficient data, neurons that help express more frequent skills will learn significantly faster compared to those involved with less frequent skills, similar to stage-like training. The faster-learning skills experience decoupled dynamics from the other skills, resulting in higher individual skill performance. The dynamics of less frequent skills mix together, leading to poorer skill performance. See Nam et al. (2024a) for further discussion.

## E. Neural collapse

In this section, we restate the four NC conditions given in Pappayan et al. (2020), and discuss their significance.

### E.1. Setup

We decompose a neural network, a map from input feature space  $\mathcal{X}$  to output  $\mathbb{R}^c$ , into two components: 1) a map from the input features to the last layer features  $\Phi : \mathcal{X} \rightarrow \mathbb{R}^p$  and 2) the last layer (a map from  $\mathbb{R}^p$  to  $\mathbb{R}^c$ ). Then, we can express the neural network as

$$f_k(x) = \sum_{i=1}^p \Phi_i(x) W_{ik} + b_k, \quad (61)$$

where  $W$  and  $b \in \mathbb{R}^p$  are the weight and bias terms of the last layer. We use size  $n$  **training set** that is partitioned into  $c$  sets  $[A_1, A_2, \dots, A_c]$  of the same size (balanced classification), where each  $A_k$  consists of all training datapoints with true label  $k$ . The  $k^{\text{th}}$  class mean vector is

$$\mu_k := \frac{c}{n} \sum_{x \in A_k} \Phi(x), \quad (62)$$

where  $n$  is the number of training set. The global mean vector is

$$\mu_g := \frac{1}{c} \sum_{k=1}^c \mu_k. \quad (63)$$

The feature within-class covariance  $\Sigma_W \in \mathbb{R}^{p \times p}$  is

$$\Sigma_W := \frac{1}{n} \sum_{k=1}^c \sum_{x \in A_k} (\Phi(x) - \mu_k)(\Phi(x) - \mu_k)^T, \quad (64)$$

which shows the deviation of last layer feature vectors away from the corresponding class mean vectors.

### E.2. NC conditions

The four NC conditions are the following:

1. **Within-class variance tends to 0**

$$\Sigma_W \rightarrow 0. \quad (65)$$

2. **Convergence to simplex ETF**

$$\frac{(\mu_j - \mu_g)^T (\mu_k - \mu_g)}{\|(\mu_j - \mu_g)\|_2 \|(\mu_k - \mu_g)\|_2} \rightarrow \frac{c\delta_{jk} - 1}{c - 1}. \quad (66)$$

3. **Convergence to self duality**

$$\frac{w_k}{\|w_k\|_2} - \frac{\mu_k - \mu_g}{\|(\mu_k - \mu_g)\|_2} \rightarrow 0. \quad (67)$$

4. **Simplification to nearest class center**

$$\arg \max_k \left( \sum_{i=1}^p \Phi_i(x) W_{ik} + b_k \right) \rightarrow \arg \min_k \|\Phi(x) - \mu_k\|_2. \quad (68)$$

Condition 1 states that all feature vectors collapse around their class mean vector. Condition 2 states that the class mean vectors form a simplex ETF structure (Figure 5). Condition 3 states that the last layer found the minimum-norm solution for the last layer feature vectors satisfying conditions 1 and 2. The last condition states that the model assesses classification based on the distance between the last layer feature vectors and the class mean vectors.

## F. Imbalanced layer initialization and data-adaptiveness

We extend the discussion on the topic developed in Section 6. Note that we summarize here information mainly taken from Domine et al. (2024) and Kunin et al. (2024).

### F.1. The balanced condition

Let us formally reintroduce Equation (14):

**Definition F.1** (Definition of  $\lambda$ -balanced Property ((Saxe et al., 2014; Marcotte et al., 2024))). The weights  $W_1$  and  $W_2$  are said to be  $\lambda$ -balanced if and only if there exists a **Balanced Coefficient**  $\lambda \in \mathbb{R}$  such that:

$$W_2^T W_2 - W_1 W_1^T = \lambda I.$$

When  $\lambda = 0$ , this property is referred to as **Zero-Balanced**, and it satisfies the condition:

$$W_2^T W_2 - W_1 W_1^T = 0,$$

This condition is of interest because it remains conserved for any initial value  $\lambda$ , as detailed in (Marcotte et al., 2024; Domine et al., 2024). It becomes particularly relevant in the continual learning, reversal learning, and transfer learning settings.

This quantity can be interpreted as the relative scale across layers. A straightforward intuition for the relative scale, as compared to the absolute scale (the norm  $W_2 W_1$  when target scale is fixed to 1), can be gained by considering the scalar case where the input, output and hidden dimension are equal to 1. In this simple scenario, it is easy to ensure that  $w_1^2 = w_2^2$  satisfies  $\lambda = 0$  while allowing for different absolute scales. For example,  $w_1 = w_2 = 0.001$  or  $w_1 = w_2 = 5$ . In such cases, the absolute scale is clearly decoupled from the relative scale. However, in more complex settings, the interaction between relative and absolute scales becomes non-trivial. As we will discussed below, their role in shaping and amplifying dynamics is intricate and highly dependent on the underlying network architecture.

**Intuition** Even with non-linearity, one layer’s weight controls the other’s rate of change (Section 3). This principle enables targeted training of a layer, allowing tuning between lazy and rich (and thus grokking) dynamics. This intuition can be formalized as

**Theorem F.2.** Under the assumptions of whitened inputs (1),  $\lambda$ -balanced weights (2), and no bottleneck and with a task-aligned initialization, as defined in (Saxe et al., 2014), the network function is given by the expression  $W_2 W_1(t) = \tilde{U} P(t) \tilde{V}^T$  where  $P(t) \in \mathbb{R}^{c \times c}$  is a diagonal matrix of singular values with elements  $\rho_\alpha(t)$  that evolve according to the equation,

$$\rho_\alpha(t) = \rho_\alpha(0) + \gamma_\alpha(t; \lambda) (\tilde{\rho}_\alpha - \rho_\alpha(0)), \quad (69)$$

where  $\tilde{\rho}_\alpha$  is the  $\alpha$  singular value of the correlation matrix and  $\gamma_\alpha(t; \lambda)$  is a  $\lambda$ -dependent monotonic transition function for each singular value that increases from  $\gamma_\alpha(0; \lambda) = 0$  to  $\lim_{t \rightarrow \infty} \gamma_\alpha(t; \lambda) = 1$  defined explicitly in Appendix of (Domine et al., 2024). We find that under different limits of  $\lambda$ , the transition function converges pointwise to the sigmoidal ( $\lambda \rightarrow 0$ ) and exponential ( $\lambda \rightarrow \pm\infty$ ) transition functions,

$$\lim_{\lambda \rightarrow 0} \gamma_\alpha(t; \lambda) = \frac{e^{2\tilde{s}_\alpha \frac{t}{\tau}} - 1}{e^{2\tilde{s}_\alpha \frac{t}{\tau}} - 1 + \frac{\tilde{s}_\alpha}{s_\alpha(0)}}, \quad \lim_{\lambda \rightarrow \pm\infty} \gamma_\alpha(t; \lambda) = 1 - e^{-|\lambda| \frac{t}{\tau}}. \quad (70)$$

The proof for Theorem F.2 can be found in (Domine et al., 2024). As  $\lambda$  increases, the dynamics of the network resembles those of a linear model, transitioning into the *lazy* regime. On the other end, as lambda goes to zero the networks learns the most salient features first, which can be beneficial for generalization (Lampinen & Ganguli, 2018).

### F.2. Controlling the dynamics with layer imbalance

We conducted an experiment to explore the relationship between relative weight scale, absolute weight scale, and the network’s learning regime in a general setting as shown in Figure 6. The absolute scale of the weights in Figure 6(a) is defined as the norm of  $W_2 W_1$ . Random initial weights with specified relative and absolute scales were generated, and the network was trained on a random input-output task. During training, we calculated the logarithmic kernel distance of the



NTK from initialization and the logarithmic loss. The kernel distance is calculated as:  $S(t) = 1 - \frac{\langle K_0, K_t \rangle}{\|K_0\|_F \|K_t\|_F}$ , as defined in Fort et al. (2020). These values were visualized as heat maps for  $\lambda \in [-9, 9]$  and relative scales in  $(0, 20]$ . The regression task parameters were set with  $(\sigma = \sqrt{3})$ . The task has batch size  $N = 10$ . The network has with a learning rate of  $\eta = 0.01$ . The lambda-balanced network are initialized with  $\mathbf{E}[xy^T] = I$  of a random regression task. Figure 6(a) shows that a square ( $d = c$ ) linear neural network satisfying Equation (14) only show amplifying dynamics when the weights are balanced with small  $|\lambda|$ . Larger imbalances lead to linear dynamics in the training of a single layer. However, as the relationship becomes more complex, (Dominé et al., 2024) demonstrates that both relative and absolute scales significantly impact the learning regime of the network across different architectural types.

Note that here, we examine how much the NTK has shifted by the end of training, without focusing on the dynamics of the NTK throughout the training process. As discribed above, lazy training is associated with exponential dynamics, while rich training is linked to sigmoidal dynamics. As highlighted in Braun et al. (2022), the dynamical transition in the structure of internal representations can be decoupled. This result demonstrates that rich, task-specific representations can emerge at any scale when  $\lambda = 0$ , with the dynamics transitioning from sigmoidal to exponential as the scale increases.

### F.3. Controlling grokking with layer imbalance

As discussed above, larger weight imbalance (in any direction) leads the transition from the rich to the lazy regime in square linear neural networks (Figure 6). For neural networks with non-linear activations, the non-linear activations break the symmetry between layers, potentially initiating feature learning for  $\lambda \rightarrow \infty$  (Kunin et al., 2024). Here, we explore how the **architecture** can break the symmetry and lead to grokking — a transition from the lazy to rich regime — in linear neural networks, followed by its application to networks with non-linear activations.

**Grokking in linear neural networks** We introduce two networks: **funnel networks** that narrow from input to output, and **anti-funnel networks** that expand from input to output. In Figure 10, we observe that funnel networks enters the lazy regime as  $\lambda \rightarrow -\infty$  (downstream initialization), while anti-funnel networks do so as  $\lambda \rightarrow \infty$  (upstream initialization), which are consistent with Figure 6. However, the networks in opposite limits ( $\lambda \rightarrow \infty$  for Figure 10(a) and  $\lambda \rightarrow -\infty$  for Figure 10(b)) show significant change in the NTK after training (rich regime). The networks were initially at the lazy regime, but showed a transition to a delayed rich regime (grokking).

Intuitively, the gradient from lighter layer negligibly changes the heavier layer (lazy), but the wider input (output) of funnel (anti-funnel) networks allows the lighter layer to aggregate sufficient gradients on the heavier layer, driving a meaningful change into a rich regime.

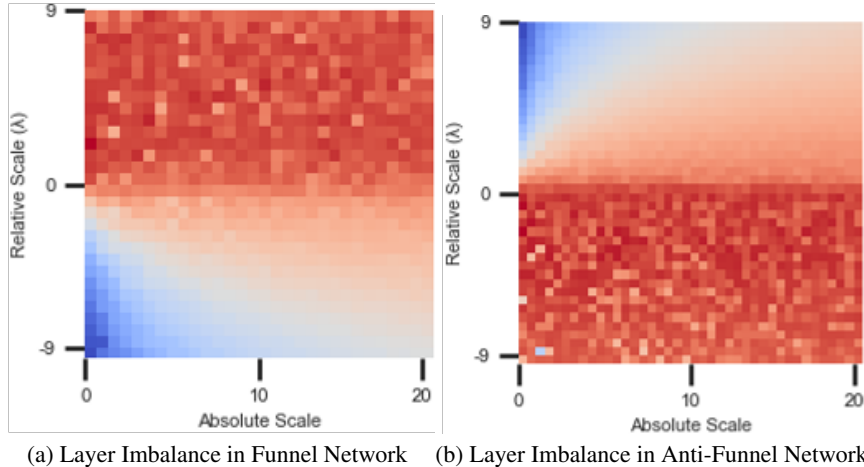


Figure 10. **The impact of the architecture.** Linear neural networks that satisfy Equation (14) are trained on randomized regression. Figures show the changes in NTK as a function of weight-to-target ratio and layer imbalances for (a): funnel networks and (b): in anti-funnel networks.

**Grokking in non-linear neural networks** The study of linear networks does not always directly translate into similar phenomenology in non-linear networks, but these networks successfully highlight the relevant parameters that control

different learning regimes: the relative scale. Notably, networks initialized with upstream scaling can exhibit a delayed entry into the rich learning phase. For example, Kunin et al. (2024) demonstrated that decreasing the variance of token embeddings in a single-layer transformer (accounting for less than 6% of all parameters) significantly reduces the time required to achieve grokking. The method can be viewed as targeted training for the earliest layer that undergoes the most non-linear activations.

#### F.4. Additional experimental details for Figure. 6

**Code** The codes used to plot Figure 6 are based on the original codes of Domine et al. (2024) with only minor changes. They are available at [https://anonymous.4open.science/r/linear\\_first-0FCA](https://anonymous.4open.science/r/linear_first-0FCA).

**Figure. 6(b)** The setup is identical to that of Figure 6(a) except a few changes. We used the linear neural network with  $d = 20, p = 20, c = 2$ . We randomly initialized  $W_2, W_1$  (which do not satisfying the balanced condition) using symmetrized initialization (Chizat et al., 2019) to set the initial function equal to the zero function. The layer imbalance was implemented using the standard deviations  $\sigma_1, \sigma_2$  used to initialize the weights. To change the weight-to-target ratio, we used target downscaling in the range  $[0.1, 50]$ .

## G. Grokking

In this section, we present a brief history and related works on grokking.

Power et al. (2022) first identified grokking, a phenomenon characterized by delayed generalization in algorithmic tasks. Extending beyond algorithmic datasets, Liu et al. (2022b) showed that grokking can also occur in general machine learning tasks, including image classification, sentiment analysis, and molecular property prediction. Humayun et al. (2024) further demonstrated that grokking is a more widespread phenomenon by showing its presence in adversarial robustness for image classification tasks. Wang et al. (2024) discovered that transformers can grok in implicit reasoning tasks, while Zhu et al. (2024) studied the impact of dataset size on grokking in text classification tasks.

### G.1. Approaches to understand grokking

Liu et al. (2022b) claimed that large weight initialization induces grokking. Thilak et al. (2022) proposed the slingshot mechanism to explain grokking, attributing it to anomalies in the adaptive optimization process, particularly in the absence of weight decay. Zheng et al. (2024) argued that sudden generalization is closely related to changes in representational geometry. Levi et al. (2024) addressed grokking in the lazy regime with Gaussian inputs by analyzing gradient-flow training dynamics. Based on this analysis, they demonstrate that grokking time (gap between overfitting and generalization) depends on weight initialization, input and output dimensions, training sample size, and regularization. However, due to strong assumptions, their analysis is limited to the lazy regime, resulting in an insufficient explanation of other aspects of grokking such as the lazy-to-rich transition.

Several approaches have been proposed to interpret grokking in the modular arithmetic task, where grokking was originally reported. Nanda et al. (2023) and Zhong et al. (2024) used mechanical interpretability to examine case studies of grokking in modular addition. Gromov (2023) provided a solution for grokking in a two-layer MLP on modular addition. He et al. (2024) analyzed grokking in linear modular functions. Mohamadi et al. (2024) demonstrated that a two-layer network can generalize with fewer training data on the modular addition task. Rubin et al. (2024) showed that grokking is a first-order phase transition in both teacher-student setup and modular arithmetic problem.

### G.2. Acceleration of grokking

Several methods have been proposed to accelerate grokking and escape the lazy regime. Liu et al. (2022a) argued that grokking can be mitigated through appropriate hyperparameter tuning, such as adjusting the learning rate or weight decay. Gromov (2023) also suggested that regularization techniques, including weight decay and the momentum of the optimizer, can reduce the training time required for grokking.

Kumar et al. (2024) asserted that **grokking occurs when the network is initialized in the lazy regime, particularly when it has large width, large initialization, small label scaling, or large output scaling**. Lee et al. (2024) proposed amplifying the gradients of low-frequency components to accelerate the speed of generalization. Furuta et al. (2024) suggested pre-training networks on similar tasks that share transferable features, which can then be applied to downstream target tasks to speed up grokking.

### G.3. Empirical confirmation on MLP

**Code** The code for Figure 11 is available at [https://anonymous.4open.science/r/linear\\_first-0FCA](https://anonymous.4open.science/r/linear_first-0FCA).

To confirm that our analysis of the scalar input neural network extends to neural networks, we trained depth 4, width 512 MLPs with tanh activation on 1000 datapoints of flattened (vectorized) MNIST dataset. We used MSE loss with the class label as one-hot vector multiplied by the target scale. By default, the weights of the layers were multiplied by factor of 5 compared to LeCun initialization. For training, Adam with learning ratio of  $10^{-3}$  and weight decay of  $10^{-4}$  was used. Batch size was 128 and the model was trained for 2000 epochs. For input downscaling, the MNIST data vectors were multiplied by the input scaling factor. The output scale was multiplied to the output of the function (MLP). We summarize the different configurations used in Figure 11:

Name	Sub figure	Weight init ratio	Target scale	Input scale	Output scale
Default	(a)	5	3	1	1
Weight downscaling	(b)	<b>1</b>	3	1	1
Target upscaling	(c)	5	<b>30</b>	1	1
Input downscaling	(d)	5	3	<b>0.01</b>	1
Output downscaling	(e)	5	3	1	<b>0.1</b>

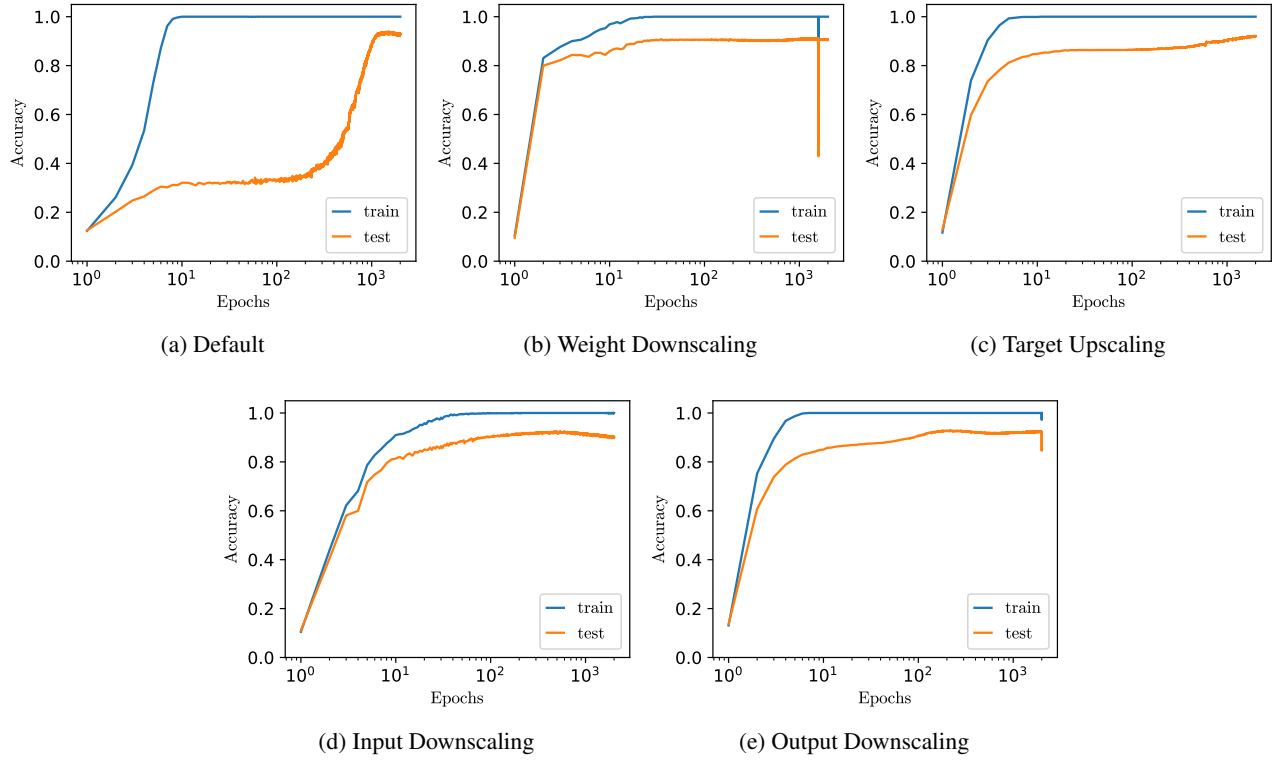


Figure 11. **Grokking in MLP.** We apply four techniques to remove (accelerate) grokking for a 4-layer MLP trained on MNIST. **(a):** Basic grokking scenario. **(b-e):** The methods discussed in Section 7 that reduce the weight-to-target ratio. See Appendix G.3 for the setup.

## H. Explicit solution for the 2-layer linear neural network with scalar input and scalar output

We provide a general solution for the 2-layer layerwise model described in Equation (15). To repeat the setting, our model and target functions are single variable functions

$$f(x) = \frac{x}{Z} \left( \sum_{i=1}^p a_i b_i \right), \quad f^*(x) = xS, \quad (71)$$

where we can set our loss function as

$$\mathcal{L} = \frac{1}{2} \left( \frac{1}{Z} \sum_{i=1}^p a_i b_i - S \right)^2. \quad (72)$$

**Theorem H.1.** *The solution for the gradient descent dynamics for the loss function (Equation (72)) is given as*

$$a_i(t) = \frac{a_i(0) + b_i(0)}{2} \gamma(t)^{1/2} + \frac{a_i(0) - b_i(0)}{2} \gamma(t)^{-1/2}, \quad (73)$$

$$b_i(t) = \frac{a_i(0) + b_i(0)}{2} \gamma(t)^{1/2} - \frac{a_i(0) - b_i(0)}{2} \gamma(t)^{-1/2}, \quad (74)$$

where

$$\gamma(t) = \frac{\Sigma_0 - \mathcal{S}_0 + S + \sqrt{\Sigma_0^2 - \mathcal{S}_0^2 + S^2} + \left( -\Sigma_0 + \mathcal{S}_0 - S + \sqrt{\Sigma_0^2 - \mathcal{S}_0^2 + S^2} \right) \exp \left( -\frac{4\sqrt{\Sigma_0^2 - \mathcal{S}_0^2 + S^2}}{Z} t \right)}{\Sigma_0 + \mathcal{S}_0 - S + \sqrt{\Sigma_0^2 - \mathcal{S}_0^2 + S^2} + \left( -\Sigma_0 - \mathcal{S}_0 + S + \sqrt{\Sigma_0^2 - \mathcal{S}_0^2 + S^2} \right) \exp \left( -\frac{4\sqrt{\Sigma_0^2 - \mathcal{S}_0^2 + S^2}}{Z} t \right)} \quad (75)$$

and

$$\mathcal{S}_0 = \frac{1}{Z} \sum_{j=1}^p a_j(0) b_j(0), \quad \Sigma_0 = \frac{1}{Z} \sum_{j=1}^p \frac{a_j(0)^2 + b_j(0)^2}{2}. \quad (76)$$

In particular, we have

$$\gamma_{\pm} := \lim_{t \rightarrow \infty} \gamma(t) = \gamma(\infty) = \frac{S + \sqrt{\Sigma_0^2 - \mathcal{S}_0^2 + S^2}}{\Sigma_0 + \mathcal{S}_0}. \quad (77)$$

The function  $\gamma$  is always monotone from  $\gamma(0) = 1$  to  $\gamma(\infty)$ : if  $S > \mathcal{S}_0$  then  $\gamma$  is increasing, and if  $S < \mathcal{S}_0$  then  $\gamma$  is decreasing.

*Proof.* Since our gradient descent dynamics is given as

$$\frac{da_i}{dt} = -\frac{\partial \mathcal{L}}{\partial a_i} = -b_i \left( Z^{-2} \sum_{j=1}^m a_j b_j - Z^{-1} S \right), \quad \frac{db_i}{dt} = -\frac{\partial \mathcal{L}}{\partial b_i} = -a_i \left( Z^{-2} \sum_{j=1}^m a_j b_j - Z^{-1} S \right), \quad (78)$$

one can observe

$$\frac{d}{dt}(a_i + b_i) = -(a_i + b_i) \left( Z^{-2} \sum_{j=1}^p a_j b_j - Z^{-1} S \right), \quad \frac{d}{dt}(a_i - b_i) = (a_i - b_i) \left( Z^{-2} \sum_{j=1}^p a_j b_j - Z^{-1} S \right). \quad (79)$$

So if we define  $\gamma$  as

$$\gamma(t) = \exp \left( -2 \int_{s=0}^t \left( Z^{-2} \sum_{j=1}^p a_j(s) b_j(s) - Z^{-1} S \right) ds \right), \quad (80)$$

then we have

$$\frac{d}{dt}(\gamma) = -2\gamma \left( Z^{-2} \sum_{j=1}^p a_j b_j - Z^{-1} S \right). \quad (81)$$

Hence

$$\frac{d}{dt} \left( \gamma^{-1/2} (a_i + b_i) \right) = \gamma^{-1/2} \left( Z^{-2} \sum_{j=1}^p a_j b_j - Z^{-1} S \right) (a_i + b_i) - \gamma^{1/2} \left( Z^{-2} \sum_{j=1}^p a_j b_j - Z^{-1} S \right) (a_i + b_i) = 0, \quad (82)$$

$$\frac{d}{dt} \left( \gamma^{1/2} (a_i - b_i) \right) = -\gamma^{1/2} \left( Z^{-2} \sum_{j=1}^p a_j b_j - Z^{-1} S \right) (a_i - b_i) + \gamma^{1/2} \left( Z^{-2} \sum_{j=1}^p a_j b_j - Z^{-1} S \right) (a_i - b_i) = 0. \quad (83)$$

From those and  $\gamma(0) = 0$  we have

$$a_i(t) + b_i(t) = (\gamma(t))^{1/2} (a_i(0) + b_i(0)), \quad a_i(t) - b_i(t) = (\gamma(t))^{-1/2} (a_i(0) - b_i(0)), \quad (84)$$

which leads to Equation (73) and Equation (74). We next work on dynamics of  $\gamma$ . We start from

$$\frac{1}{\gamma} \frac{d\gamma}{dt} = \frac{d}{dt} (\log \gamma) = -2Z^{-2} \sum_{j=1}^m a_j b_j + 2Z^{-1} S. \quad (85)$$

We can express

$$Z^{-2} \sum_{j=1}^p a_j b_j = Z^{-2} \sum_{j=1}^p \left( \frac{(a_j + b_j)^2}{4} - \frac{(a_j - b_j)^2}{4} \right) \quad (86)$$

$$= Z^{-2} \sum_{j=1}^p \frac{(a_j(0) + b_j(0))^2}{4} \gamma - Z^{-2} \sum_{j=1}^p \frac{(a_j(0) - b_j(0))^2}{4} \gamma^{-1} \quad (87)$$

$$= Z^{-2} \sum_{j=1}^p a_j(0) b_j(0) \frac{\gamma + \gamma^{-1}}{2} + Z^{-2} \sum_{j=1}^p \frac{a_j(0)^2 + b_j(0)^2}{2} \frac{\gamma - \gamma^{-1}}{2}. \quad (88)$$

So if we denote

$$\mathcal{S}_0 = \frac{1}{Z} \sum_{j=1}^p a_j(0) b_j(0), \quad \Sigma_0 = \frac{1}{Z} \sum_{j=1}^p \frac{a_j(0)^2 + b_j(0)^2}{2}, \quad (89)$$

then our dynamics for  $\gamma$  becomes

$$\frac{d\gamma}{dt} = -2Z^{-1} \gamma \left( \mathcal{S}_0 \frac{\gamma - \gamma^{-1}}{2} + \Sigma_0 \frac{\gamma + \gamma^{-1}}{2} - S \right) = -2Z^{-1} ((\Sigma_0 + \mathcal{S}_0) \gamma^2 - 2S\gamma - (\Sigma_0 - \mathcal{S}_0)). \quad (90)$$

One can observe

$$\Sigma_0 = \frac{1}{Z} \sum_{j=1}^p \frac{a_j(0)^2 + b_j(0)^2}{2} \geq \frac{1}{Z} \sum_{j=1}^p |a_j(0) b_j(0)| \geq |\mathcal{S}_0|, \quad (91)$$

so we can always factor the quadratic in  $\gamma$  as

$$(\Sigma_0 + \mathcal{S}_0) \gamma^2 - 2S\gamma - (\Sigma_0 - \mathcal{S}_0) = (\Sigma_0 + \mathcal{S}_0) (\gamma - \gamma_-) (\gamma - \gamma_+) \quad (92)$$

where

$$(\gamma_-, \gamma_+) = \left( \frac{S - \sqrt{\Sigma_0^2 - \mathcal{S}_0^2 + S^2}}{\Sigma_0 + \mathcal{S}_0}, \frac{S + \sqrt{\Sigma_0^2 - \mathcal{S}_0^2 + S^2}}{\Sigma_0 + \mathcal{S}_0} \right) \Rightarrow \gamma_- < 0 < \gamma_+. \quad (93)$$

We continue using partial fraction decomposition as

$$\frac{1}{(\gamma - \gamma_-)(\gamma - \gamma_+)} \frac{d\gamma}{dt} = \frac{1}{\gamma_+ - \gamma_-} \left( \frac{1}{\gamma - \gamma_+} - \frac{1}{\gamma - \gamma_-} \right) \frac{d\gamma}{dt} = -2Z^{-1} (\Sigma_0 + \mathcal{S}_0) \quad (94)$$

and

$$\frac{d}{dt} \log \left| \frac{\gamma - \gamma_+}{\gamma - \gamma_-} \right| = -2Z^{-1}(\Sigma_0 + \mathcal{S}_0)(\gamma_+ - \gamma_-) = -4Z^{-1}\sqrt{\Sigma_0^2 - \mathcal{S}_0^2 + S^2}. \quad (95)$$

Both  $\gamma - \gamma_+$  and  $\gamma - \gamma_-$  do not change signs, so the following holds regardless of the sign of  $\gamma - \gamma_+$ :

$$\frac{\gamma - \gamma_+}{\gamma - \gamma_-} = \frac{\gamma(0) - \gamma_+}{\gamma(0) - \gamma_-} \exp \left( -\frac{4\sqrt{\Sigma_0^2 - \mathcal{S}_0^2 + S^2}}{Z} t \right). \quad (96)$$

As  $\gamma(0) = 1$ , this is solved as

$$\gamma(t) = \frac{\Sigma_0 - \mathcal{S}_0 + S + \sqrt{\Sigma_0^2 - \mathcal{S}_0^2 + S^2} + \left( -\Sigma_0 + \mathcal{S}_0 - S + \sqrt{\Sigma_0^2 - \mathcal{S}_0^2 + S^2} \right) \exp \left( -\frac{4\sqrt{\Sigma_0^2 - \mathcal{S}_0^2 + S^2}}{Z} t \right)}{\Sigma_0 + \mathcal{S}_0 - S + \sqrt{\Sigma_0^2 - \mathcal{S}_0^2 + S^2} + \left( -\Sigma_0 - \mathcal{S}_0 + S + \sqrt{\Sigma_0^2 - \mathcal{S}_0^2 + S^2} \right) \exp \left( -\frac{4\sqrt{\Sigma_0^2 - \mathcal{S}_0^2 + S^2}}{Z} t \right)}. \quad (97)$$

The limit of  $t \rightarrow \infty$  in Equation (96) gives

$$\gamma(t) \xrightarrow{t \rightarrow \infty} \gamma_+ = \frac{S + \sqrt{\Sigma_0^2 - \mathcal{S}_0^2 + S^2}}{\Sigma_0 + \mathcal{S}_0}. \quad (98)$$

From Equation (96), we can also see  $\gamma \in (\gamma_-, \gamma_+)$ , and  $\gamma$  increases if and only if  $1 - \gamma_+ < 0$ . It is straightforward to check that if  $S > \mathcal{S}_0$  (or  $S < \mathcal{S}_0$ ) then  $\gamma_+ > 1$  (and  $\gamma_+ < 1$  respectively).  $\square$

*Remark H.2.* If  $S > \mathcal{S}_0$ , then the graph of  $\gamma(t)$  becomes part of some sigmoid function whose image is  $(\gamma_-, \gamma_+)$  and center is at height  $\frac{\gamma_- + \gamma_+}{2} = \frac{S}{\Delta_0 + \Sigma_0}$ . As the graph of  $\gamma$  starts from height  $1 = \gamma(0)$ , one can show that  $\gamma(t)$  is concave for all  $t \geq 0$  if and only if  $S < \Delta_0 + \Sigma_0$ , and otherwise it contains an inflection point. If  $S < \mathcal{S}_0$ , the graph takes a shape of (dilation and translation of)  $(1 - e^{-t})^{-1}$ , so after the point  $\gamma(0) = 1$  it is convex and monotone decreasing.

*Remark H.3.* Since  $a_i(0)^2 + b_i(0)^2 \geq 2a_i(0)b_i(0)$ , we have  $\Sigma_0 \geq 0$  and  $\Sigma_0 \geq \mathcal{S}_0$ . Therefore,

$$\gamma_+ = \gamma(\infty) = \frac{S + \sqrt{\Sigma_0^2 - \mathcal{S}_0^2 + S^2}}{\Sigma_0 + \mathcal{S}_0} \geq \frac{2S}{2\Sigma_0} = \frac{S}{\Sigma_0} = \left( \frac{\Sigma_0}{S} \right)^{-1},$$

Hence, if  $\Sigma_0/S$  is small, we have large  $\gamma_+$  (rich regime).

## I. Research directions

We share additional research directions for layerwise linear models.

### I.1. Connection between generalization and greedy dynamics

Greedy dynamics or the rich regime often correlate with generalization (Lampinen & Ganguli, 2018; Xu & Ziyin, 2024). Generalizing models in vision tasks exhibit NC (Papayan et al., 2020). Models that grok achieves a generalizing solution when they are in the rich regime (Kumar et al., 2024).

However, greedy dynamics alone cannot fully predict generalization. ResNet18 can show NC on CIFAR10 dataset with partially and fully randomized labels (Zhu et al., 2021; Nam et al., 2024b). Transition into a rich regime in grokking may degrade the performance (Lyu et al., 2024). The imperfect correlation between greedy dynamics and generalization highlights the need for a deeper understanding of what these dynamics optimize.

### I.2. Role of batch normalization

Batch normalization has an interesting connection to the setup of layerwise linear models. For a given layer, it Gaussianizes the features and introduces a learnable parameter that scales the input. The Gaussianized inputs align with the whitening assumption in linear neural networks, while the scaling parameter increases similarity to diagonal linear neural networks. Further research in this direction may provide a dynamical understanding of batch normalization.

### I.3. Role of the bias terms and skip connections

In this paper, we did not explicitly mention bias terms, which follow different dynamics from weights in deep layerwise linear models. Unlike weights, biases are not connected to the input features and exhibit distinct multilinearity, breaking layer symmetry. For example, the bias term of the last layer follows an exponential saturation (linear dynamics).

Skip connections, like bias terms, introduce varying degrees of multilinearity across different layers. A deeper dynamical understanding of bias terms and skip connections may clarify the roles of layers at different depths.

### I.4. Encouraging greedy dynamics

One of the goals of understanding grokking is to uncover techniques for transitioning models into generalizing ones. In this paper and previous studies, we have gained insight into the rich regime and ways to enhance it. In fact, extreme rich regimes have shown improved performance on certain tasks (Atanasov et al., 2024). Can this knowledge be extended to promote rich regimes in various scenarios, such as during training?