

Di-Higgs and Effective Field Theory: Signal Reweighting Beyond m_{hh}

L. Cadamuro ^{*a}, T. Ingebretsen Carlson ^{†b}, and J. Sjölin ^{‡b}

^aUniversité Paris-Saclay, CNRS/IN2P3, IJCLab, France

^bStockholm University, Department of Physics, Sweden

Abstract

Di-Higgs (hh) production is crucial for probing the Higgs boson self-interaction and understanding the electroweak phase transition. Deviations from Standard Model predictions in hh gluon-gluon fusion (ggF) can be systematically parameterized using effective field theories (EFT), such as Higgs Effective Field Theory (HEFT) and Standard Model Effective Field Theory (SMEFT), as long as the conditions of the EFT are fulfilled. This note presents an improved EFT signal reweighting method that addresses the limitations of approaches that rely solely on the invariant mass of the di-Higgs system m_{hh} , which fail to capture variations in kinematic variables such as the Higgs boson transverse momentum. We show that these limitations are particularly pronounced in scenarios involving strong destructive interference. The proposed method is developed for both EFTs for hh ggF at $\sqrt{s} = 13$ and 13.6 TeV at next-to-leading order in QCD. We demonstrate a reweighting technique that combines more than one EFT reference sample while incorporating multiple key variables of ggF. These enhancements improve accuracy across phase space, particularly in capturing variation of the Higgs boson transverse momentum. The method employs a convex combination of the reference samples, with weights parametrized by a distance measure, to achieve a more precise reweighting. In principle, this approach can be extended to other processes, provided that suitable reference samples and distance measure are carefully chosen.

arXiv:2502.20976v1 [hep-ph] 28 Feb 2025

*luca.cadamuro@cern.ch

†tom.ingebretsen-carlson@fysik.su.se

‡sjolin@fysik.su.se

Contents

1	Introduction	2
2	Setup	3
3	Methods for improving the reweighting	5
3.1	SM reference sample and m_{hh} (1D SM)	5
3.2	EFT reference sample and m_{hh} (1D EFT)	7
3.3	EFT reference sample and m_{hh} , p_T^{hh} and $ \cos \theta^* $ (3D EFT)	8
3.4	Convex combination of reference samples (3D 2xEFT)	10
4	Results and validation	11
5	Conclusion	15
6	Acknowledgements	16

1 Introduction

Di-Higgs production at the Large Hadron Collider (LHC) is of significant interest because it provides a direct probe of the parameter λ which governs the strength of the Higgs boson self-interaction. Measuring hh production ultimately aims to shed light on the shape of the Higgs potential, and deepen our understanding of electroweak phase transition.

In the Standard Model (SM), the Higgs boson self-interaction is determined by its mass and the Fermi coupling constant [1]. As a result, hh production is fully predicted within the SM, both in terms of its total cross section and differential distributions. In this note we focus on the dominant hh production mode at the LHC, gluon-gluon fusion (ggF), where the two Higgs bosons are produced via a loop-induced mechanism mediated by top quarks. The hh production cross section through ggF is approximately three orders of magnitude smaller than that of single Higgs production [2–12], making it challenging to observe.

Importantly, deviations from the SM predictions in hh production would affect both the total cross section and the differential distributions, providing a potential window into new physics. These deviations, arising from Beyond the SM (BSM) physics, can be parameterized using EFTs, as long as the conditions of the EFTs are fulfilled. In this work, we focus on the two EFTs: the Higgs Effective Field Theory (HEFT) [13, 14] and the Standard Model Effective Field Theory (SMEFT) [15, 16].

To measure the parameters of an EFT, it is necessary to construct a continuous parameterization of the differential distributions at the LHC as a function of the Wilson coefficients. This can be achieved using a technique called *signal reweighting*, which is the main focus of this note. The method described is particularly useful when the matrix-elements of the process under study are not explicitly available. The reweighting makes use of a continuous function applied to reference Monte-Carlo (MC) samples to retrieve any EFT prediction, offering a computationally efficient alternative to generating multiple MC samples with full detector simulation for different sets of Wilson coefficients. Previously, a reweighting method for ggF and HEFT at next-to-leading-order (NLO) in QCD was developed using only the invariant mass of the Higgs boson pair (m_{hh}) and an SM MC sample as reference sample [17]. However, using m_{hh} alone does not, for example, fully capture changes in the transverse momentum of the Higgs bosons.

In this note, we propose an improved hh ggF EFT reweighting method that incorporates additional kinematic variables and reference samples. Specifically, the variables considered are m_{hh} , $|\cos\theta^*|$ and the transverse momentum of the hh system (p_T^{hh}). Here θ^* is the polar angle between one of the Higgs bosons and the beam axis in the center-of-mass frame of the hh system. The inclusion of m_{hh} and $|\cos\theta^*|$ is motivated by the fact that these variables fully parameterize ggF hh production at leading-order (LO) [18]. Additionally, p_T^{hh} is included to account for effects of jet radiation, which enter the process at NLO. This multivariate approach provides a more accurate reweighting framework, improving the precision of EFT analyses in hh production at the LHC. The signal reweighting is derived for both EFTs at $\sqrt{s} = 13$ and $\sqrt{s} = 13.6$ TeV.

In addition, to further improve the reweighting we also use a convex combination of the two reference samples which depend on a distance measure, where both the reference samples and the measure are carefully selected to improve the performance.

2 Setup

The reweighting method is derived for HEFT and SMEFT, for the interactions deemed relevant in ggF. For SMEFT the following dimension-6 operators are considered [16, 19]:

$$\begin{aligned}
\Delta\mathcal{L}_{\text{Warsaw}} &= \frac{C_{\text{H}\Box}}{\Lambda^2}(\phi^\dagger\phi)\Box(\phi^\dagger\phi) + \frac{C_{\text{H}}}{\Lambda^2}(\phi^\dagger\phi)^3 \\
&+ \frac{C_{\text{tH}}}{\Lambda^2}\left(\phi^\dagger\phi\bar{q}_L\tilde{\phi}t_R + \text{h.c.}\right) \\
&+ \frac{C_{\text{tG}}}{\Lambda^2}(\bar{q}_L\sigma^{\mu\nu}T^a G_{\mu\nu}^a\tilde{\phi}t_R + \text{h.c.}). \\
&+ \frac{C_{\text{HG}}}{\Lambda^2}\phi^\dagger\phi G_{\mu\nu}^a G^{\mu\nu,a}.
\end{aligned} \tag{1}$$

SMEFT can be expressed in different bases, and here the Warsaw basis is used. The parameter Λ represents the new physics scale, while the parameters C_i denote the Wilson coefficients.

While for HEFT the included interactions are as follows [14]:

$$\begin{aligned}
\Delta\mathcal{L}_{\text{HEFT}} &= -m_t\left(c_{\text{tth}}\frac{h}{v} + c_{\text{tthh}}\frac{h^2}{v^2}\right)\bar{t}t - c_{\text{hhh}}\frac{m_h^2}{2v}h^3 \\
&+ \frac{\alpha_s}{8\pi}\left(c_{\text{ggh}}\frac{h}{v} + c_{\text{gghh}}\frac{h^2}{v^2}\right)G_{\mu\nu}^a G^{a,\mu\nu}.
\end{aligned} \tag{2}$$

Here, the c_i are also Wilson coefficients.

To achieve signal reweighting for the EFTs we use the following:

$$w(\mathbf{c}) = \frac{d\sigma(\mathbf{c})/d\Omega}{d\sigma_{\text{ref}}/d\Omega}w_{\text{ref}}, \tag{3}$$

where w is the MC event weight, \mathbf{c} represents the set of Wilson coefficients and $d\sigma/d\Omega$ is the differential distribution over some part of phase space, denoted by Ω . Note that previously Ω was limited to m_{hh} , while in this note we extend Ω to be m_{hh} , $|\cos\theta^*|$ and p_T^{hh} . In addition, for $d\sigma_{\text{ref}}$ and w_{ref} ‘ref’, corresponds to the reference sample, which is used in order to retrieve the predicted EFT event weight $w(\mathbf{c})$. One possible approach is to use an SM MC sample as a reference sample [17]. In this work, we go beyond this approach and use BSM reference samples to enhance the reweighting method.

We parametrize Equation 3 for ggF by using the polynomial dependence of the Wilson coefficients in the Matrix Elements. For SMEFT, incorporating the interactions defined in Equation 1, we use the following:

$$\begin{aligned}
\sigma_{\text{S}}(\mathbf{c}, \mathbf{A}) &= \text{Poly}_{\text{S}}(\mathbf{c}, \mathbf{A}) = \\
&A_1 + A_2c_{\text{H}\Box} + A_3c_{\text{H}\Box}^2 + A_4c_{\text{H}} + A_5c_{\text{H}}^2 + \\
&A_6c_{\text{tH}} + A_7c_{\text{tH}}^2 + A_8c_{\text{HG}} + A_9c_{\text{HG}}^2 + \\
&A_{10}c_{\text{H}\Box}c_{\text{H}} + A_{11}c_{\text{H}}c_{\text{tH}} + A_{12}c_{\text{H}}c_{\text{HG}} + \\
&A_{13}c_{\text{H}\Box}c_{\text{tH}} + A_{14}c_{\text{tH}}c_{\text{HG}} + A_{15}c_{\text{H}\Box}c_{\text{HG}} + \\
&A_{16}c_{\text{H}\Box}c_{\text{tG}} + A_{17}c_{\text{H}}c_{\text{tG}} + A_{18}c_{\text{tH}}c_{\text{tG}} + \\
&A_{19}c_{\text{HG}}c_{\text{tG}} + A_{20}c_{\text{tG}}.
\end{aligned} \tag{4}$$

Here, Λ is set to 1 TeV and the Wilson coefficients are normalized as $c_i = C_i/\Lambda^2$. Only the linear contribution from the coefficient c_{tG} is included, due to the implementation in the generator used, as described later in this section.

For HEFT the following polynomial is used [17] to incorporate the interactions in Equation 2:

$$\begin{aligned}
\sigma_{\text{H}}(\mathbf{c}, \mathbf{A}) = \text{Poly}_{\text{H}}(\mathbf{c}, \mathbf{A}) = & \\
& A_1 c_{\text{tth}}^4 + A_2 c_{\text{tthh}}^2 + (A_3 c_{\text{tth}}^2 + A_4 c_{\text{ggh}}^2) c_{\text{hhh}}^2 + \\
& A_5 c_{\text{gghh}}^2 + (A_6 c_{\text{tthh}} + A_7 c_{\text{tth}} c_{\text{hhh}}) c_{\text{tth}}^2 + \\
& (A_8 c_{\text{tth}} c_{\text{hhh}} + A_9 c_{\text{ggh}} c_{\text{hhh}}) c_{\text{tthh}} + \\
& A_{10} c_{\text{tthh}} c_{\text{gghh}} + (A_{11} c_{\text{ggh}} c_{\text{hhh}} + A_{12} c_{\text{gghh}}) c_{\text{tth}}^2 + \\
& (A_{13} c_{\text{hhh}} c_{\text{ggh}} + A_{14} c_{\text{gghh}}) c_{\text{tth}} c_{\text{hhh}} + \\
& A_{15} c_{\text{ggh}} c_{\text{gghh}} c_{\text{hhh}} + A_{16} c_{\text{tth}}^3 c_{\text{ggh}} + \\
& A_{17} c_{\text{tth}} c_{\text{tthh}} c_{\text{ggh}} + A_{18} c_{\text{tth}} c_{\text{ggh}}^2 c_{\text{hhh}} + \\
& A_{19} c_{\text{tth}} c_{\text{ggh}} c_{\text{gghh}} + A_{20} c_{\text{tth}}^2 c_{\text{ggh}}^2 + \\
& A_{21} c_{\text{tthh}} c_{\text{ggh}}^2 + A_{22} c_{\text{ggh}}^3 c_{\text{hhh}} + A_{23} c_{\text{ggh}}^2 c_{\text{gghh}}.
\end{aligned} \tag{5}$$

The subscripts in ‘S’ and ‘H’ in σ_i and Poly_i indicate SMEFT and HEFT. The coefficients of the polynomials, \mathbf{A} , are derived by performing a fit to MC simulations at parton level.

The differential parametrization is obtained by binning the event variables. This results in using the same functional form for the polynomials, but with different \mathbf{A} -coefficients depending on the bin as follows:

$$\frac{d\sigma_i(\mathbf{c})}{d\Omega^j} = \text{Poly}_i(\mathbf{c}, \mathbf{A}^j). \tag{6}$$

Here, the index j corresponds to the bin in the event variables. As a result, a separate polynomial is required for each bin.

Finally, equation 3 is parameterized as:

$$w(\mathbf{c}) = \frac{\text{Poly}_i(\mathbf{c}, \mathbf{A}^j)}{\text{Poly}_i(\mathbf{c}_{\text{ref}}, \mathbf{A}^j)} w_{\text{ref}}. \tag{7}$$

Where \mathbf{c}_{ref} refers to setting the numerical values of Wilson coefficients in the polynomial equal to the values of the coefficients of the reference MC sample.

The MC simulations used in the fits to determine the \mathbf{A} -coefficients are generated with codes implemented in the generator POWHEG-BOX-V2 [20, 21]. For SMEFT, the code `gghh_SMEFT` [16, 19] is used, while for HEFT `gghh` [14, 22, 23] is utilized. The proton-proton collisions in the MC are produced at $\sqrt{s} = 13$ and $\sqrt{s} = 13.6$ TeV and the PDF set used is PDF4LHC15nlo30 [24]. Consequently, two sets of \mathbf{A} -coefficients are derived for each EFT, corresponding to the different collision energies. The prediction includes finite top quark mass and NLO QCD corrections, except for terms related to c_{tG} in SMEFT, where only LO contributions are included, due to its implementation in the generator. The binning used for reweighting and for determining the \mathbf{A} -coefficients is shown in Table 1. The bin edges for m_{hh} are chosen to reflect the expected experimental resolution. For $|\cos\theta^*|$, only four uniformly spaced bins are used, as $|\cos\theta^*|$ is generally quite flat as a function of the Wilson coefficients. The binning of p_{T}^{hh} is finer at low p_{T}^{hh} , where most events are expected.

Table 1: Bin edges used for the reweighting and the fit to determine the \mathbf{A} -coefficients.

Variable	Bin edges
m_{hh} [GeV]	250, 270, 290, 310, 330, 350, 370, 390, 410, 430, 450, 490, 530, 570
$ \cos\theta^* $	0, 0.25, 0.5, 0.75, 1.0
p_{T}^{hh} [GeV]	0, 20, 40, 70, 100, 140, 200, 290, 2500

For HEFT, 63 MC samples with 1.6×10^5 events each are used in the fit, while for SMEFT, 70 samples with 1.0×10^5 events each are utilized. The number of samples and events is determined by

incrementally adding MC samples and performing the fit until the reweighting results remain stable across various differential distributions. The numerical values of the Wilson coefficients for the MC samples are selected randomly within the range $[-4\pi, +4\pi]$.

Furthermore, note that POWHEG-BOX-V2 includes a Sudakov form factor to account for extra radiations. This introduces an exponential dependence on the matrix elements, causing the Wilson coefficient dependence in the process to deviate from a strictly polynomial form for kinematic variables strongly affected by extra jet radiation. However, we assume that the dominant contributions are captured by the polynomials in Equation 4 and 5.

3 Methods for improving the reweighting

In this section, we outline a series of methods aimed at improving the reweighting of the hh ggF EFT signal compared to the m_{hh} -based reweighting where an SM sample is used as the reference sample. While the m_{hh} -based reweighting is effective in many cases, this approach has notable limitations, particularly in fully capturing variables such as the transverse momentum of the Higgs bosons.

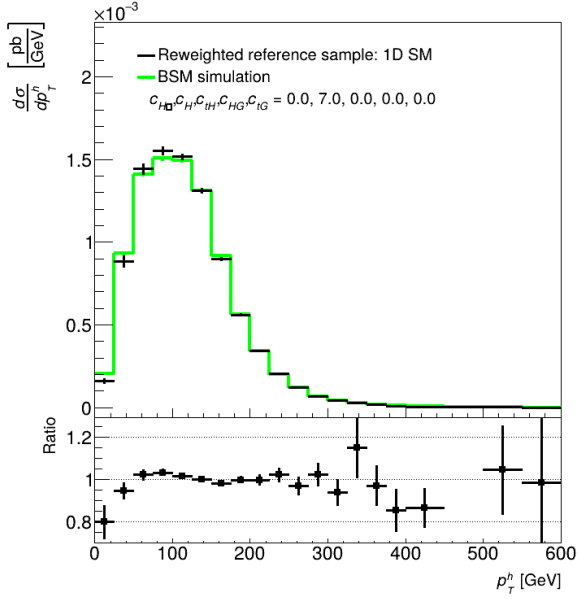
To address these shortcomings, we introduce and evaluate improvements to the reweighting procedure. Each subsection builds upon the preceding one, demonstrating incremental enhancements and their impact on the accuracy of EFT predictions. We begin by assessing the performance of reweighting using only m_{hh} and progressively incorporate additional techniques, including:

- Using alternative reference samples.
- Expanding the phase-space variables in the reweighting procedure.
- Using a convex combination based on a distance measure to combine two reference samples.

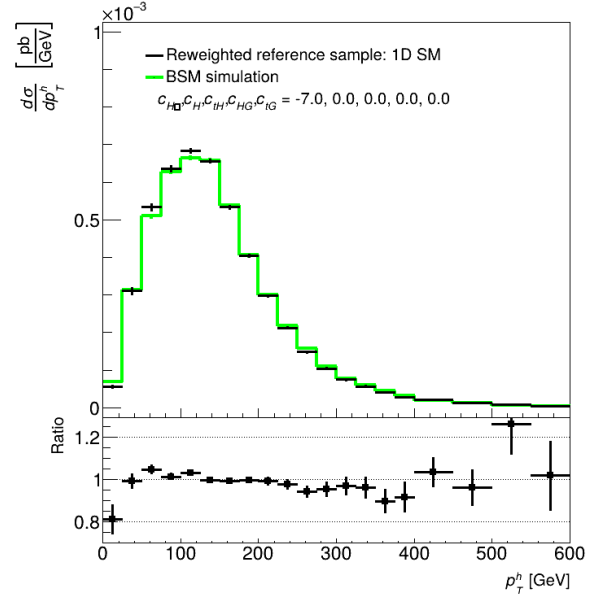
In this section, we focus on the distribution of the average transverse momentum of the Higgs bosons, p_T^h , and aim to demonstrate improvements in capturing its variations. For brevity, we primarily present distributions for c_H and $c_{H\Box}$ in SMEFT at $\sqrt{s} = 13.6$ TeV, as the reweighting methods exhibit similar behavior and performance for other Wilson coefficients in both SMEFT and HEFT, and performing equally well at $\sqrt{s} = 13.6$ TeV and $\sqrt{s} = 13$ TeV. The numerical values of the Wilson coefficients are chosen to highlight when the m_{hh} -based reweighting can capture the p_T^h well and worst case-scenarios where its accuracy is reduced. Furthermore, all distributions are truth-level parton kinematics.

3.1 SM reference sample and m_{hh} (1D SM)

In this subsection, the reweighting is performed using an SM reference sample, with m_{hh} as the phase-space variable. This method will be referred to as ‘1D SM’. Figure 1 shows the p_T^h distribution when there is constructive interference, for c_H (a) and $c_{H\Box}$ (b). The p_T^h distribution is well captured by the reweighting in this scenario. However, Figure 2 presents the p_T^h distribution with destructive interference for c_H (a) and $c_{H\Box}$ (b). In this case, the p_T^h distribution is not accurately captured, with discrepancies exceeding 20% in the tail for c_H and up to 20% for $c_{H\Box}$. The observation that reweighting methods effectively capture the dependence of p_T^h for constructive interference but not for destructive interference is consistent across the Wilson coefficients in SMEFT and HEFT when using only m_{hh} as the phase-space variable, except for c_{ggh} and c_{tth} for which these effects are not apparent.

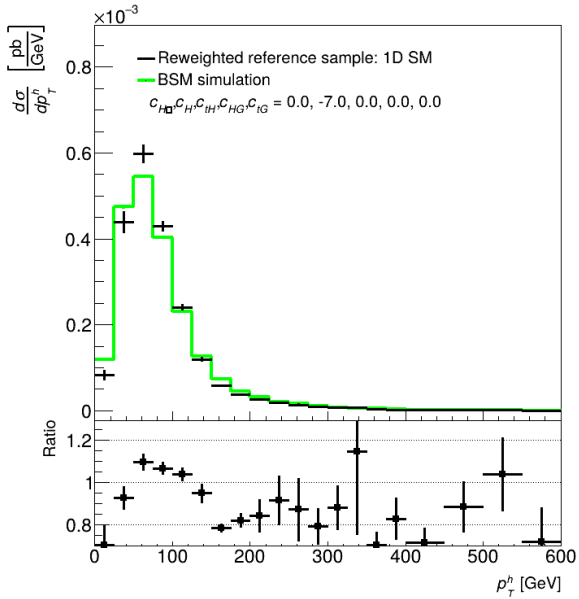


(a)

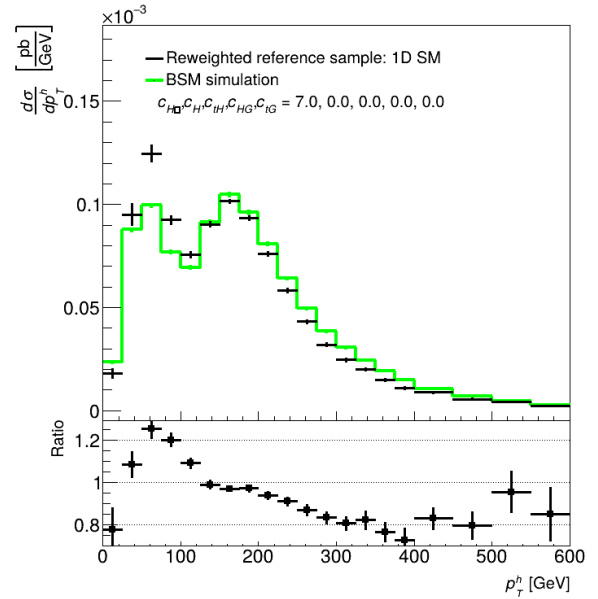


(b)

Figure 1: The truth parton-level p_T^h distributions at $\sqrt{s} = 13.6$ TeV predicted by the SMEFT 1D SM reweighting (black dots) are compared to MC simulations (green line). The Wilson coefficient values are chosen such that there is constructive interference between the SM and EFT contributions.



(a)



(b)

Figure 2: The truth parton-level p_T^h distributions at $\sqrt{s} = 13.6$ TeV predicted by the SMEFT 1D SM reweighting (black dots) are compared to MC simulations (green line). The Wilson coefficient values are chosen such there is destructive interference between the SM and EFT contributions.

As the destructive interferences seem to be the main source for the discrepancies, we will focus on those values of the Wilson coefficients in the subsequent subsections.

3.2 EFT reference sample and m_{hh} (1D EFT)

Here, we use $c_{tH} = 7$ as the reference sample and m_{hh} as the phase-space variable for reweighting, and this method is referred to as ‘1D EFT’. This reference sample is chosen because it has a broad m_{hh} distribution, which is expected to provide better coverage of the hh ggF EFT phase space compared to the SM. A comparison of the m_{hh} distribution normalized to unity for the SM (black line) and $c_{tH} = 7$ (green line) is shown in Figure 3. As illustrated, $c_{tH} = 7$ exhibits a broader m_{hh} distribution than the SM.

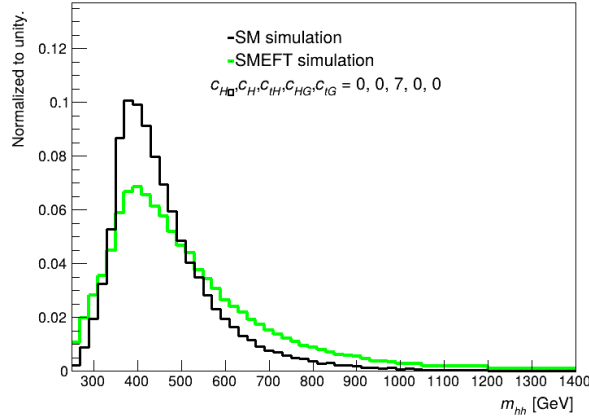


Figure 3: The truth parton-level m_{hh} distribution for $c_{tH} = 7$ (green line) and the SM (black line) normalized to unity with $\sqrt{s} = 13.6$ TeV.

In Figure 4 the performance of the reweighting is shown for the case of destructive interference. It is shown that the reweighting with the EFT reference sample has less statistical fluctuations compared to using the SM sample (shown in Figure 2). However, it is apparent that the method need further improvements to capture the variation in p_T^h .

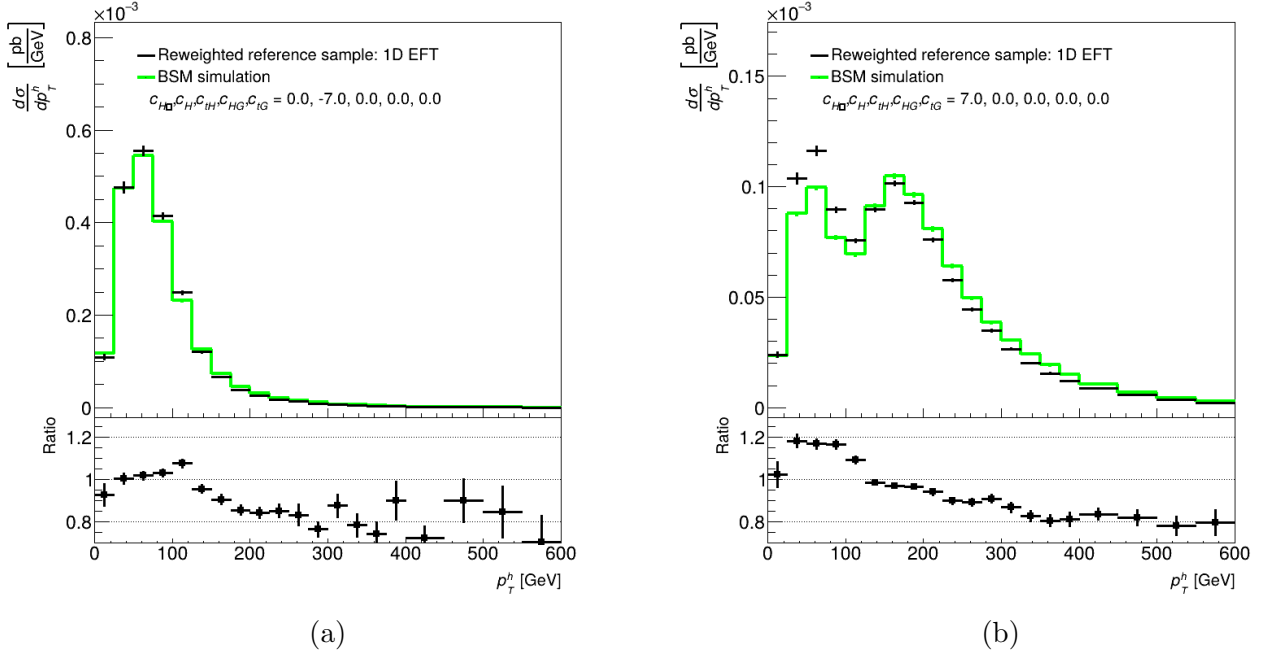


Figure 4: The truth parton-level p_T^h distributions at $\sqrt{s} = 13.6$ TeV predicted by the SMEFT 1D EFT reweighting (black dots) are compared to MC simulations (green line). The Wilson coefficient values are chosen such that there is destructive interference between the SM and EFT contributions.

3.3 EFT reference sample and m_{hh} , p_T^{hh} and $|\cos\theta^*|$ (3D EFT)

In this subsection, we use $c_{tH} = 7$ as the reference sample and m_{hh} , p_T^{hh} , and $|\cos\theta^*|$ as the phase-space variables. The method will be referred to as ‘3D EFT’. Figure 5 shows that, for $c_{H\Box}$ (b), the method effectively captures the p_T^h distribution. When compared to Figure 4, one can conclude that this method improves the description of variations in p_T^h . This behavior generally holds for all Wilson coefficients in SMEFT and HEFT across various values of the coefficients.

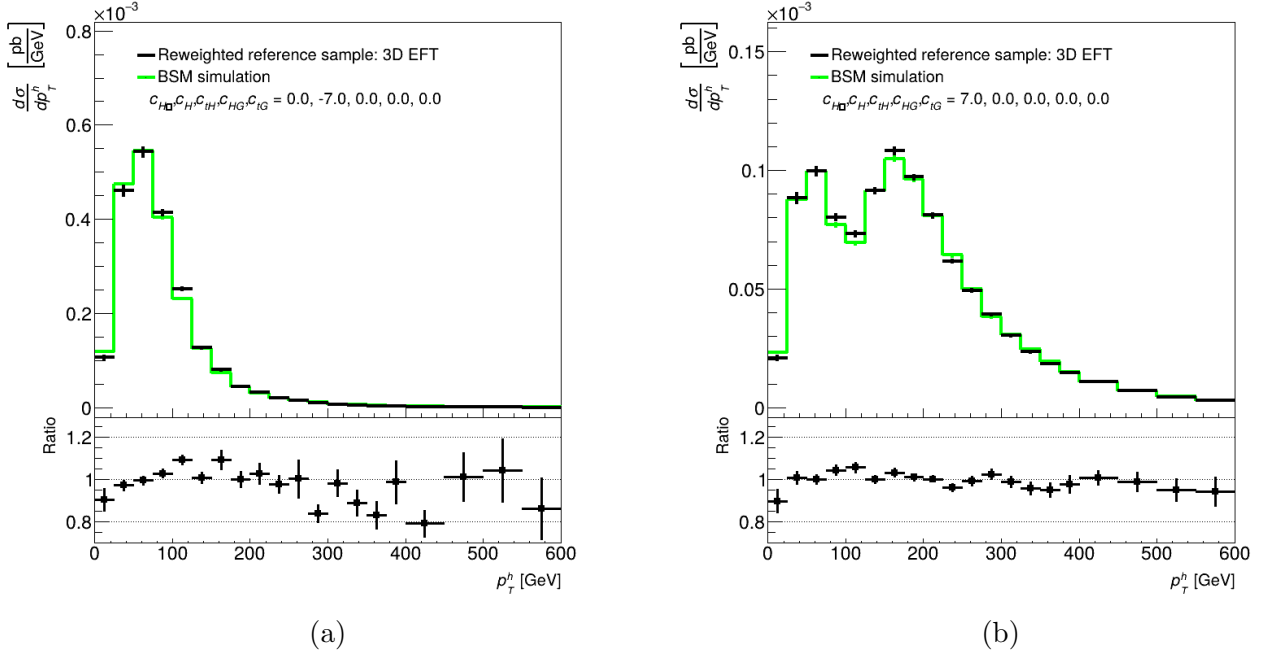


Figure 5: The truth parton-level p_T^h distributions for $\sqrt{s} = 13.6$ TeV, as predicted by the SMEFT 3D EFT reweighting (black dots), are compared to MC simulations (green line).

Certain values of the Wilson coefficient result in an m_{hh} distribution concentrated near the process threshold, which corresponds to twice the Higgs boson mass ($2m_h$), as can be seen for $c_H = -7$ in Figure 6. In these scenarios, for example $c_H = -7$ shown in Figure 5 (a), improvements in capturing the p_T^h variations are observed compared to Figure 4. However, the tail of the p_T^h distribution is not always accurately captured. An example of when the p_T^h distribution is not accurately captured can be seen in Figure 7.

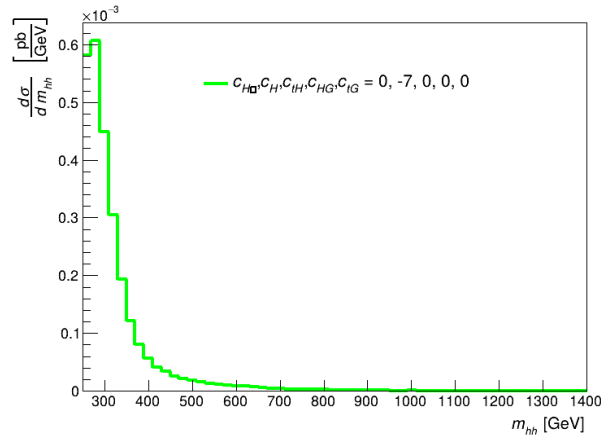


Figure 6: The truth parton-level m_{hh} distribution for $c_H = -7$ with $\sqrt{s} = 13.6$ TeV.

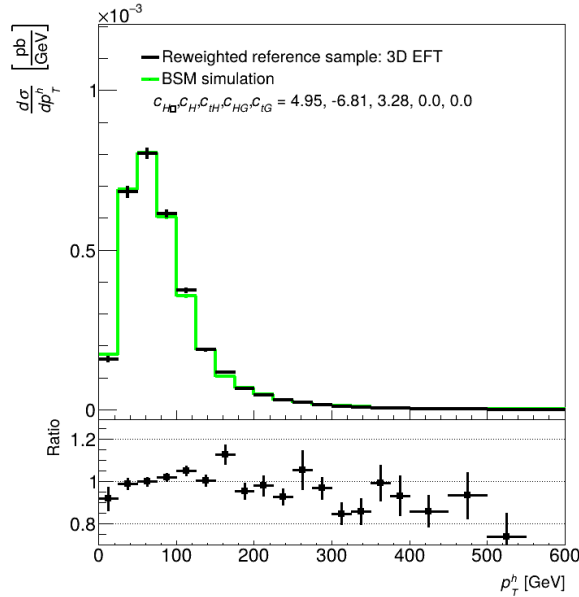


Figure 7: The truth parton-level p_T^h distributions for $\sqrt{s} = 13.6$ TeV, as predicted by the SMEFT 3D EFT reweighting (black dots), are compared to MC simulations (green line).

3.4 Convex combination of reference samples (3D 2xEFT)

Here, we present a method to address the discrepancies in the tail of p_T^h observed in Section 3.3 and Figure 7, which generally arise when using the 3D EFT reweighting method for points where the m_{hh} distribution is concentrated near $2m_h$. To mitigate these discrepancies, we propose to use a convex combination of the reference samples, which depend on a distance measure. The method will be referred to as ‘3D 2xEFT’. The idea is that when reweighting to target points which exhibits a m_{hh} close to $2m_h$ as in Figure 6, one uses a reference sample which exhibits a similar m_{hh} distribution. It should also be mentioned that using multiple reference samples can contribute to a better performance of the reweighting by carefully selecting reference samples and distance measure which account for effects not included in the parametrization of the reweighting.

To achieve the reweighting with the convex combination, the reweighting described in Equation 7 is now adapted to the following:

$$w(\mathbf{c}) = \alpha(D(\mathbf{c})) \frac{\text{Poly}_i(\mathbf{c}, \mathbf{A}^j)}{\text{Poly}_i(\mathbf{c}_{\text{ref}_1}, \mathbf{A}^j)} w_{\text{ref}_1} + (1 - \alpha(D(\mathbf{c}))) \frac{\text{Poly}_i(\mathbf{c}, \mathbf{A}^j)}{\text{Poly}_i(\mathbf{c}_{\text{ref}_2}, \mathbf{A}^j)} w_{\text{ref}_2}. \quad (8)$$

Where $\mathbf{c}_{\text{ref}_i}$ and w_{ref_i} refer to the numerical values of the Wilson coefficients and the MC weights of the reference samples, respectively. Here, $c_H = -8.5$ is used for reference sample 1 and $c_{tH} = 7$ reference sample 2. The weighting factor α is a function of a distance measure $D(\mathbf{c})$, with the condition that $\alpha \in [0, 1]$.

The distance measure D we propose is defined as:

$$D(\mathbf{c}) = 1 - \frac{1}{\sigma(\mathbf{c})} \int_{2m_h}^{350} \frac{d\sigma(\mathbf{c})}{dm_{hh}} dm_{hh}. \quad (9)$$

This distance measure calculates the expected fraction of events with $m_{hh} \geq 350$ GeV, which aims to quantify if the m_{hh} distribution has most of its events close to the threshold $2m_h$ (as shown in Figure 6) or not. In practice, this is evaluated using the ratio $\text{Poly}_i(\mathbf{c}, \mathbf{A}^j)/\text{Poly}_i(\mathbf{c}, \mathbf{A})$, where j refers to a bin within $2m_h \leq m_{hh} \leq 350$ GeV, and $\text{Poly}_i(\mathbf{c}, \mathbf{A})$ is a polynomial that predicts the inclusive cross-section.

The weighting factor α is calculated as:

$$\alpha(D(\mathbf{c})) = \min(1, a \cdot \exp(b \cdot D(\mathbf{c}))). \quad (10)$$

Here, \min is the minimum between the exponential and 1, which ensures that $\alpha \in [0, 1]$, fulfilling the required condition. The constant a is arbitrarily chosen, and b is determined such that $a \cdot \exp(b \cdot D(\mathbf{c}_{\text{ref}_1})) = 1$. This ensures that reference sample 1 is exclusively used when $\mathbf{c} = \mathbf{c}_{\text{ref}_1}$. In this note, the numerical values $a = 20$ and $b = -13.81$ are used.

In Figure 8, the performance of this reweighting method is shown, for the same point as shown in Figure 7. Improvements in capturing the dependence of p_T^h are observed compared to Figure 7. Thus, this method successfully improves the reweighting method in capturing variations in p_T^h .

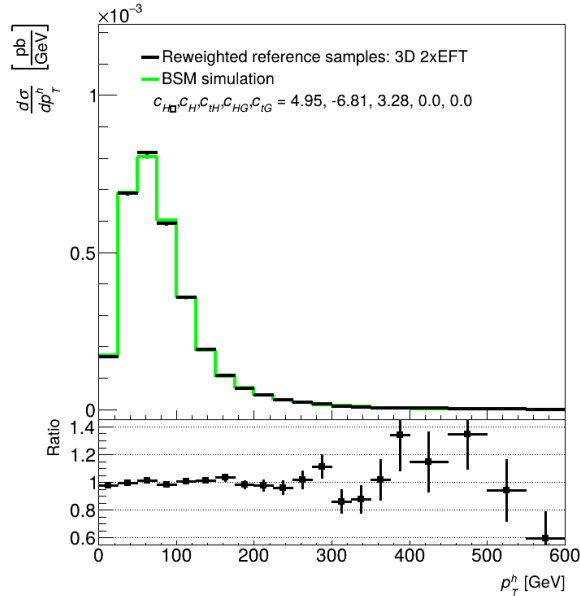


Figure 8: The truth parton-level p_T^h distributions for $\sqrt{s} = 13.6$ TeV, as predicted by the SMEFT 3D 2xEFT reweighting (black dots) are compared to MC simulations (green line).

4 Results and validation

In this section, the results and validation is presented for the method 3D 2xEFT using convex combination of reference samples, along with the phase-space variables m_{hh} , p_T^{hh} , and $|\cos\theta^*|$ as explained in subsection 3.4. The reweighting performance is evaluated for various kinematic variables for both HEFT and SMEFT for few selected benchmark (BM) points. Specifically, BM1 is used for SMEFT, while BM7 is considered for HEFT, as defined in Table 2 for SMEFT [16] and Table 3 for HEFT [17, 25]. These BM points were chosen because they probe distinct regions of the m_{hh} spectrum and represent cases where m_{hh} -based reweighting struggled to accurately capture the p_T^h dependence.

Table 2: Numerical values of SMEFT m_{hh} shape benchmark point based on Ref. [16].

BM	$C_{H\Box}$	C_H	C_{tH}	C_{HG}	C_{tG}
1	4.95	-6.81	3.28	0	0

Table 3: Numerical values of HEFT m_{hh} shape benchmark point [17, 25].

BM	c_{hhh}	c_{tth}	c_{tthh}	c_{ggh}	c_{gghh}
7	-0.10	0.94	1	1/6	-1/6

The numerical values of the Wilson coefficients we use for the reference samples for SMEFT are indicated in Table 4 and HEFT in Table 5. The numerical values are chosen by the guiding principle that reference sample 1 should have a m_{hh} -distribution which is centered close to $2m_h$ (as in Figure 6) and reference sample 2 should have broad m_{hh} -distributions (as in Figure 3).

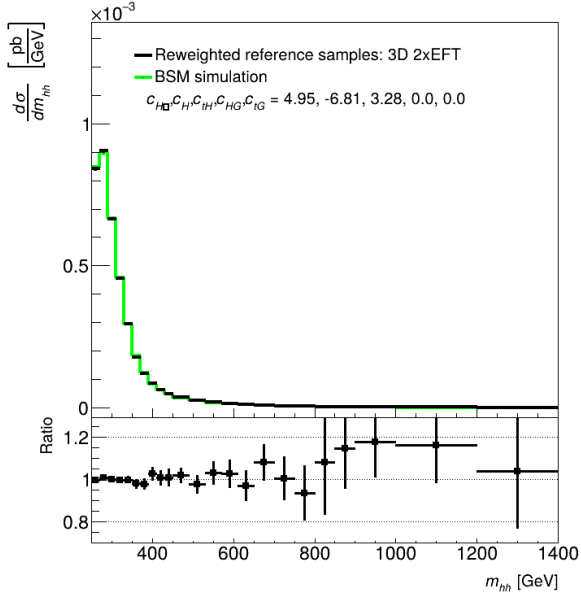
Table 4: Numerical values used for the reference samples for SMEFT.

Ref. sample	$C_{H\Box}$	C_H	C_{tH}	C_{HG}	C_{tG}
1	0	-8.5	0	0	0
2	0	0	7.0	0	0

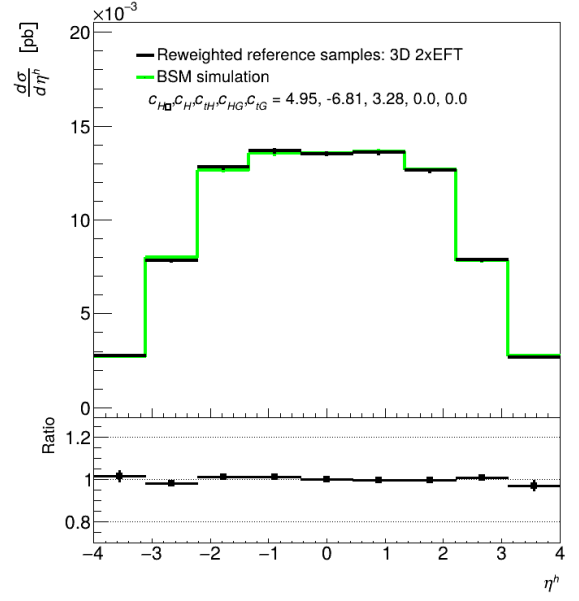
Table 5: Numerical values used for the reference samples for HEFT. Where ‘BM’ refers to m_{hh} -shape benchmark points [17, 25].

Ref. sample	BM	c_{hhh}	c_{tth}	c_{tthh}	c_{ggh}	c_{gggh}
1	1	5.11	1.10	0	0	0
2	4	2.79	0.90	-1/6	-1/3	-1/2

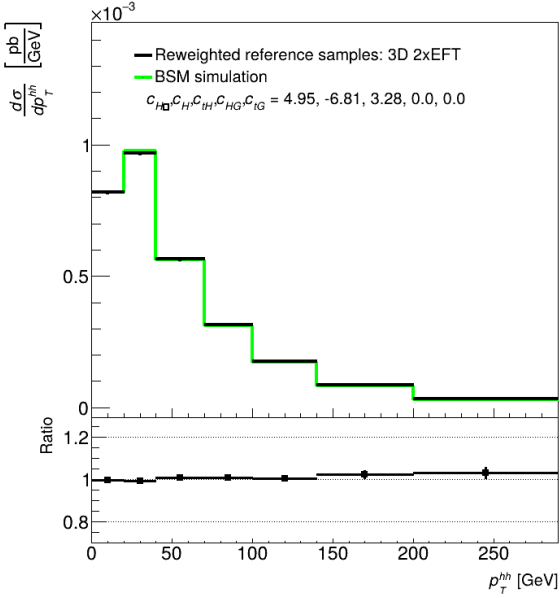
The performance of the SMEFT 3D 2xEFT reweighting is shown for BM1 across the variables $m_{hh}, p_T^{hh}, |\cos\theta^*|$ and the average pseudorapidity of the Higgs bosons, η^h in Figure 9. While p_T^h for this target point is shown in Figure 8. The plots demonstrate good agreement between the SMEFT 3D 2xEFT reweighting method and MC across all variables.



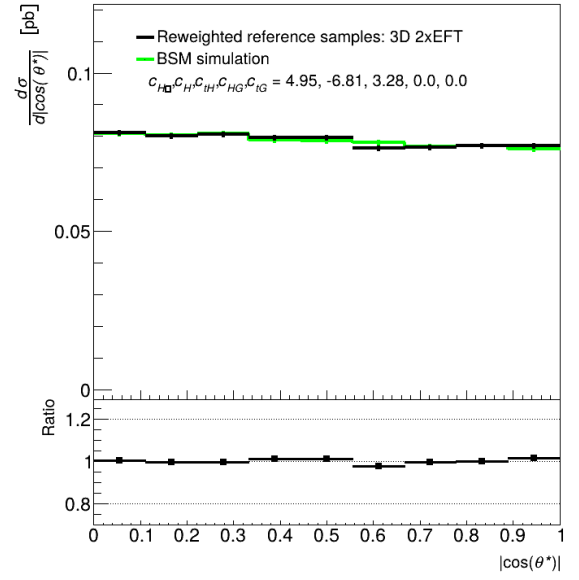
(a)



(b)



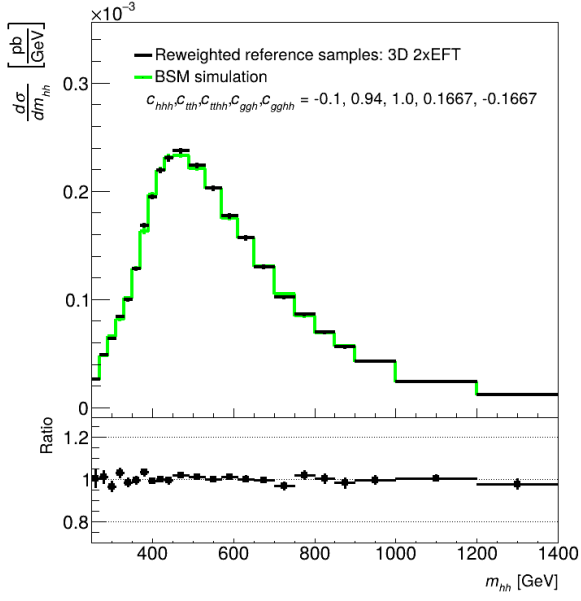
(c)



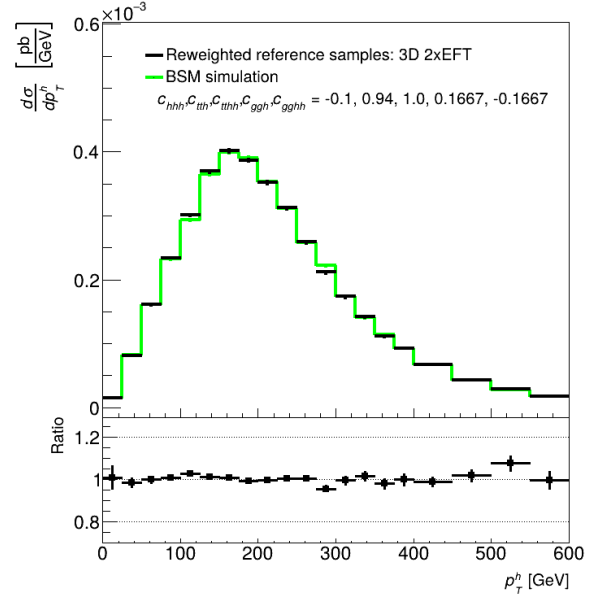
(d)

Figure 9: The truth parton-level distributions for m_{hh} (a), η^h (b), p_T^{hh} (c), and $|\cos \theta^*|$ (d) for $\sqrt{s} = 13.6$ TeV, as predicted by the SMEFT 3D 2xEFT reweighting (black dots) compared to MC simulations (green line).

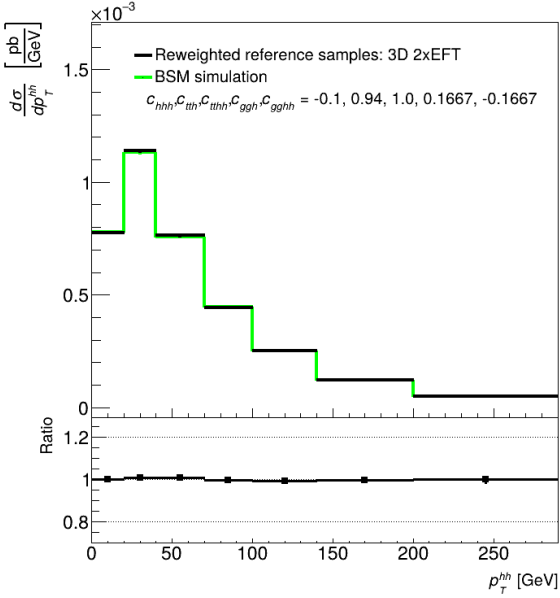
Similarly, Figure 10 and Figure 11 illustrate the performance of the HEFT-based 3D 2xEFT reweighting for BM7 using the same kinematic variables as for SMEFT. Good agreement is observed between the simulation and the reweighting.



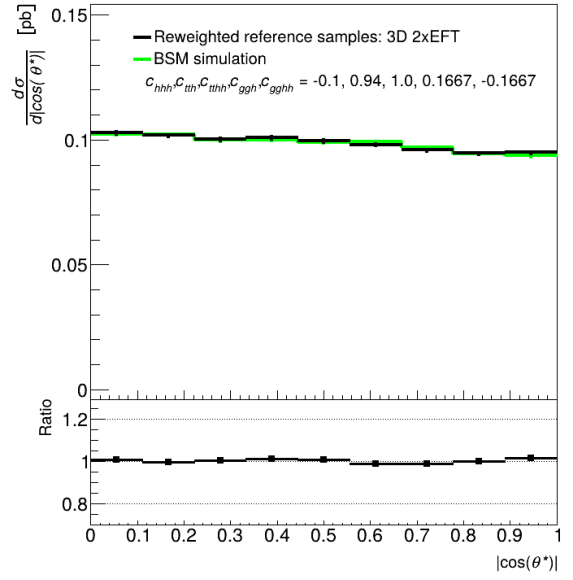
(a)



(b)



(c)



(d)

Figure 10: The truth parton-level distributions for m_{hh} (a), p_T^h (b), p_T^{hh} (c), and $|\cos\theta^*|$ (d) for $\sqrt{s} = 13.6$ TeV, as predicted by the HEFT 3D 2xEFT reweighting (black dots) compared to MC simulations (green line).

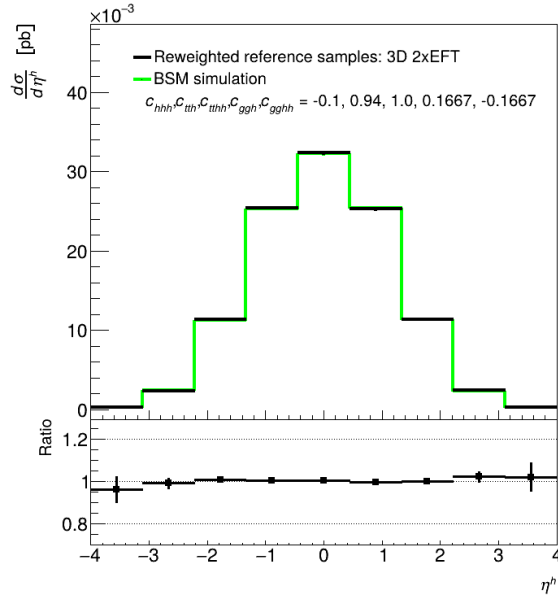


Figure 11: The truth parton-level η^h distributions for $\sqrt{s} = 13.6$ TeV, as predicted by the HEFT 3D 2xEFT reweighting (black dots) are compared to MC simulations (green line).

5 Conclusion

To understand the Higgs potential and the mechanism of the electroweak phase transition, measuring di-Higgs production is crucial. Deviations from the SM predictions in hh ggF production could indicate new physics. EFTs like as HEFT and SMEFT provide a framework to parameterize such deviations, given that the conditions of the EFTs are met, enabling precise comparisons with experimental data and potentially shedding light on physics beyond the SM.

In this note, we present parametrizations of the hh ggF HEFT and SMEFT signals that predict both differential and inclusive cross sections at $\sqrt{s} = 13$ and $\sqrt{s} = 13.6$ TeV. These parameterizations enables the exploration of the EFT phase space as a continuous function of the Wilson coefficients. Specifically, we employ a method called *signal reweighting*, which typically applies a parameterization to one reference MC sample to predict the EFT behavior for any given set of Wilson coefficient values. While such a method has previously been developed for hh ggF and HEFT using truth-level m_{hh} , we demonstrate that relying solely on m_{hh} for reweighting fails to fully capture variations in p_T^h , particularly in scenarios with destructive interference.

This note introduces improvements to the reweighting method beyond m_{hh} . Incremental enhancements are detailed, and the final method with the best performance, referred to as 3D 2xEFT, incorporates reweighting based on truth m_{hh} , p_T^{hh} , $|\cos\theta^*|$ and a convex combination two EFT reference samples based on a distance measure. The variables are chosen as they reflect key aspects of the process: m_{hh} and $|\cos\theta^*|$ completely defines hh ggF production at LO, while p_T^{hh} accounts for jet radiation entering the process at NLO. Using an EFT reference sample offers two key advantages: (1) it improves statistical coverage across the EFT phase space, and (2) it allows to capture potential effects that the parametrization might miss, enabling further refinements to the reweighting method. To enhance these benefits, we suggest to use a convex combination of two EFT reference samples, though users may opt for a single reference sample depending on precision requirements. Regardless of the choice, it is essential to assess the closure between the reweighting method and MC for the final discriminating variables in an experimental analysis.

The use of a distance measure to govern the convex combination provides flexibility, allowing users to explore different reference sample configurations and distance measures. This approach can, in principle, be extended beyond hh ggF and applied to other processes, provided that reference samples

and distance measures are carefully selected for the specific process and effects under investigation.

6 Acknowledgements

This research of T. Ingebretsen Carlson and J. Sjölin is in part supported by the Swedish Research Council grant no. 2023-04654 and the Fysikum HPC Cluster at Stockholm University. The research performed by L. Cadamuro was funded in part by the Agence Nationale de la Recherche (ANR) under the project ANR-22-EDIR-0002.

References

- [1] Biagio Di Micco et al. “Higgs boson potential at colliders: Status and perspectives”. In: *Reviews in Physics* 5 (2020), p. 100045. ISSN: 2405-4283. DOI: <https://doi.org/10.1016/j.revip.2020.100045>. URL: <https://www.sciencedirect.com/science/article/pii/S2405428320300083>.
- [2] A. H. Ajjath and Hua-Sheng Shao. “N³LO+N³LL QCD improved Higgs pair cross sections”. In: *JHEP* 02 (2023), p. 067. DOI: [10.1007/JHEP02\(2023\)067](https://doi.org/10.1007/JHEP02(2023)067). arXiv: 2209.03914 [hep-ph].
- [3] Julien Baglio et al. “Gluon fusion into Higgs pairs at NLO QCD and the top mass scheme”. In: *Eur. Phys. J. C* 79.6 (2019), p. 459. DOI: [10.1140/epjc/s10052-019-6973-3](https://doi.org/10.1140/epjc/s10052-019-6973-3). arXiv: 1811.05692 [hep-ph].
- [4] J. Baglio et al. “ $gg \rightarrow HH$: Combined uncertainties”. In: *Phys. Rev. D* 103.5 (2021), p. 056002. DOI: [10.1103/PhysRevD.103.056002](https://doi.org/10.1103/PhysRevD.103.056002). arXiv: 2008.11626 [hep-ph].
- [5] S. Borowka et al. “Higgs Boson Pair Production in Gluon Fusion at Next-to-Leading Order with Full Top-Quark Mass Dependence”. In: *Phys. Rev. Lett.* 117.1 (2016). [Erratum: *Phys.Rev.Lett.* 117, 079901 (2016)], p. 012001. DOI: [10.1103/PhysRevLett.117.079901](https://doi.org/10.1103/PhysRevLett.117.079901). arXiv: 1604.06447 [hep-ph].
- [6] Long-Bin Chen et al. “The gluon-fusion production of Higgs boson pair: N³LO QCD corrections and top-quark mass effects”. In: *JHEP* 03 (2020), p. 072. DOI: [10.1007/JHEP03\(2020\)072](https://doi.org/10.1007/JHEP03(2020)072). arXiv: 1912.13001 [hep-ph].
- [7] Long-Bin Chen et al. “Higgs boson pair production via gluon fusion at N³LO in QCD”. In: *Phys. Lett. B* 803 (2020), p. 135292. DOI: [10.1016/j.physletb.2020.135292](https://doi.org/10.1016/j.physletb.2020.135292). arXiv: 1909.06808 [hep-ph].
- [8] S. Dawson, S. Dittmaier, and M. Spira. “Neutral Higgs boson pair production at hadron colliders: QCD corrections”. In: *Phys. Rev. D* 58 (1998), p. 115012. DOI: [10.1103/PhysRevD.58.115012](https://doi.org/10.1103/PhysRevD.58.115012). arXiv: hep-ph/9805244.
- [9] Daniel de Florian and Javier Mazzitelli. “Higgs Boson Pair Production at Next-to-Next-to-Leading Order in QCD”. In: *Phys. Rev. Lett.* 111 (2013), p. 201801. DOI: [10.1103/PhysRevLett.111.201801](https://doi.org/10.1103/PhysRevLett.111.201801). arXiv: 1309.6594 [hep-ph].
- [10] Daniel de Florian and Javier Mazzitelli. “Higgs pair production at next-to-next-to-leading logarithmic accuracy at the LHC”. In: *JHEP* 09 (2015), p. 053. DOI: [10.1007/JHEP09\(2015\)053](https://doi.org/10.1007/JHEP09(2015)053). arXiv: 1505.07122 [hep-ph].
- [11] Massimiliano Grazzini et al. “Higgs boson pair production at NNLO with top quark mass effects”. In: *JHEP* 05 (2018), p. 059. DOI: [10.1007/JHEP05\(2018\)059](https://doi.org/10.1007/JHEP05(2018)059). arXiv: 1803.02463 [hep-ph].
- [12] Jonathan Grigo, Jens Hoff, and Matthias Steinhauser. “Higgs boson pair production: top quark mass effects at NLO and NNLO”. In: *Nucl. Phys. B* 900 (2015), pp. 412–430. DOI: [10.1016/j.nuclphysb.2015.09.012](https://doi.org/10.1016/j.nuclphysb.2015.09.012). arXiv: 1508.00909 [hep-ph].
- [13] Ilaria Brivio et al. “The complete HEFT Lagrangian after the LHC Run I”. In: *The European Physical Journal C* 76 (2016), pp. 1–45.

- [14] Gudrun Heinrich et al. “A non-linear EFT description of $gg \rightarrow HH$ at NLO interfaced to POWHEG”. In: *JHEP* 10 (2020), p. 021. DOI: 10.1007/JHEP10(2020)021. arXiv: 2006.16877 [hep-ph].
- [15] Bohdan Grzadkowski et al. “Dimension-six terms in the Standard Model Lagrangian”. In: *Journal of High Energy Physics* 2010.10 (2010), pp. 1–18.
- [16] Gudrun Heinrich, Jannis Lang, and Ludovic Scyboz. “SMEFT predictions for $gg \rightarrow hh$ at full NLO QCD and truncation uncertainties”. In: *JHEP* 08 (2022). [Erratum: *JHEP* 10, 086 (2023)], p. 079. DOI: 10.1007/JHEP08(2022)079. arXiv: 2204.13045 [hep-ph].
- [17] Lina Alasfar et al. “Effective Field Theory descriptions of Higgs boson pair production”. In: *SciPost Phys. Comm. Rep.* 2024 (2024), p. 2. DOI: 10.21468/SciPostPhysCommRep.2. arXiv: 2304.01968 [hep-ph].
- [18] Alexandra Carvalho et al. “Higgs pair production: choosing benchmarks with cluster analysis”. In: *Journal of High Energy Physics* 2016.4 (2016), pp. 1–28.
- [19] Gudrun Heinrich and Jannis Lang. “Combining chromomagnetic and four-fermion operators with leading SMEFT operators for $gg \rightarrow hh$ at NLO QCD”. In: *JHEP* 05 (2024), p. 121. DOI: 10.1007/JHEP05(2024)121. arXiv: 2311.15004 [hep-ph].
- [20] Simone Alioli et al. “A general framework for implementing NLO calculations in shower Monte Carlo programs: the POWHEG BOX”. In: *Journal of High Energy Physics* 2010.6 (June 2010). ISSN: 1029-8479. DOI: 10.1007/jhep06(2010)043. URL: [http://dx.doi.org/10.1007/JHEP06\(2010\)043](http://dx.doi.org/10.1007/JHEP06(2010)043).
- [21] Stefano Frixione, Paolo Nason, and Carlo Oleari. “Matching NLO QCD computations with parton shower simulations: the POWHEG method”. In: *Journal of High Energy Physics* 2007.11 (Nov. 2007), p. 070. DOI: 10.1088/1126-6708/2007/11/070. URL: <https://dx.doi.org/10.1088/1126-6708/2007/11/070>.
- [22] G. Heinrich et al. “NLO predictions for Higgs boson pair production with full top quark mass dependence matched to parton showers”. In: *JHEP* 08 (2017), p. 088. DOI: 10.1007/JHEP08(2017)088. arXiv: 1703.09252 [hep-ph].
- [23] G. Heinrich et al. “Probing the trilinear Higgs boson coupling in di-Higgs production at NLO QCD including parton shower effects”. In: *JHEP* 06 (2019), p. 066. DOI: 10.1007/JHEP06(2019)066. arXiv: 1903.08137 [hep-ph].
- [24] Jon Butterworth et al. “PDF4LHC recommendations for LHC Run II”. In: *J. Phys. G* 43 (2016), p. 023001. DOI: 10.1088/0954-3899/43/2/023001. arXiv: 1510.03865 [hep-ph].
- [25] M. Capozzi and G. Heinrich. “Exploring anomalous couplings in Higgs boson pair production through shape analysis”. In: *Journal of High Energy Physics* 2020.3 (Mar. 2020). ISSN: 1029-8479. DOI: 10.1007/jhep03(2020)091. URL: [http://dx.doi.org/10.1007/JHEP03\(2020\)091](http://dx.doi.org/10.1007/JHEP03(2020)091).