

Search for CP Violations in the Production and Decay of the Hyperon-Antihyperon Pairs

Mengjiao Guo,^{1,*} Zhe Zhang,^{2,†} Ronggang Ping,^{3,4,‡} and Jianbin Jiao^{1,§}

¹*Institute of Frontier and Interdisciplinary Science, Shandong University, Qingdao 266237, China*

²*Southern Center for Nuclear-Science Theory (SCNT), Institute of Modern Physics, Chinese Academy of Sciences, Huizhou 516000, China*

³*Institute of High Energy Physics, Chinese Academy of Sciences, Beijing 100049, China*

⁴*University of Chinese Academy of Sciences, Beijing 100049, China*
(Dated: May 27, 2025)

This study introduces a complete joint angular distribution analysis for the process $e^+e^- \rightarrow J/\psi \rightarrow B(\rightarrow B_1\pi)\bar{B}(\rightarrow \bar{B}_1\pi)$ with polarized beams, where B and B_1 are hyperons. We consider both transverse and longitudinal beam polarization and analyze CP violation in the production and decay of hyperons. We present the complete Fisher information matrix for the sensitivities of the weak decay parameters α_- , α_+ , ϕ_Ξ and $\bar{\phi}_\Xi$, the P-violating term F_A , and the EDM d_B (derived from the CP-violating term H_T), under the BESIII and STCF statistics. We find that polarization enhances the sensitivity of the parameters. Specifically, longitudinal polarization provides a more significant improvement compared to transverse polarization, with the enhancement being more pronounced for single-step decays than for multi-step decays. With the expected statistics from the BESIII experiment, the estimated EDM sensitivities for Λ and Σ^+ are on the order of 10^{-19} e cm, while those for Ξ^- and Ξ^0 are 10^{-18} e cm. Furthermore, the STCF experiment is expected to improve these estimates by $1 \sim 2$ orders of magnitude.

I. INTRODUCTION

If matter and antimatter were created in equal amounts during the Big Bang [1–3], the dominance of the observed universe by ordinary matter, with antimatter being extremely rare, remains a profound puzzle. In 1967, A.D. Sakharov [4] proposed three essential conditions for generating an asymmetry between matter and antimatter, one of which is the charge conjugation (C) violation and the combined violation of C and parity (P) symmetries, known as CP violation. CP violation was first observed in neutral K mesons decay [5], and later in B [6, 7] and D [8] mesons.

Within the Standard Model, CP violation is governed by two main parameters: the complex phase in the Cabibbo-Kobayashi-Maskawa (CKM) matrix [9, 10], which influences weak interactions, and the Quantum Chromodynamics (QCD) angle $\bar{\theta}$ [11], which relates to CP violation in strong interactions. The experimental upper bound on the neutron electric dipole moment (EDM) constrains the strong CP-violating parameter $\bar{\theta}$ to be less than 10^{-10} [11–13]. This indicates that the strong CP violation is dynamically suppressed within the Standard Model, a phenomenon known as the strong CP problem [14–16]. While experimental research on CP violation has aligned with the predictions of the Standard Model, the observed degree of CP violation is insufficient to fully account for

the matter-antimatter asymmetry in the universe.

The search for new physics through CP violation in hyperon production processes has become a promising research direction. In hyperon production, the primary source of CP violation is the EDM. In a magnetic field \vec{B} and electric field \vec{E} , a particle's Hamiltonian can be represented as [17–19]:

$$\mathcal{H} = -\vec{\mu} \cdot \vec{B} - \vec{d} \cdot \vec{E}. \quad (1)$$

Here, \vec{d} and $\vec{\mu}$ denote the EDM and magnetic dipole moment of the particle, respectively. The EDM is a function of charge distribution, $\rho(\vec{r})$, defined as $\vec{d} = \int \vec{r}\rho(\vec{r})d^3r$ and quantifying the electric charge separation. Fig. 1 illustrates the effect of P and time-reversal (T) transformations on a particle with EDM. The EDM of a system \vec{d} must be parallel (or antiparallel) to the average angular momentum of the system \vec{J} . The magnetic field \vec{B} and the angular momentum operator \vec{J} are both even under P but odd under T, while the electric field \vec{E} is odd under P but even under T. Thus, under the constraint of CPT conservation [20, 21], the existence of $\vec{d} \neq 0$ implies C and CP violations.

Since the 1950s, EDM search efforts have yielded constraints on the EDMs of various particles, including leptons [22–32], neutrons [33–36], heavy atoms [37–40], and protons [41–43]. For hyperons, only the EDM of the Λ , has been measured, with a precision of $|d_\Lambda| < 1.5 \times 10^{-16}$ e cm (95% C.L.) at Fermilab [44]. This upper limit is significantly higher than both the measured limits for nucleons and the theoretical predictions for the Λ EDM. Based on neutron EDM constraints, theoretical models predict an upper bound for the Λ EDM of

* guomj@mail.sdu.edu.cn

† zhangzhe@impcas.ac.cn

‡ pingrg@ihep.ac.cn

§ jiaojb@sdu.edu.cn

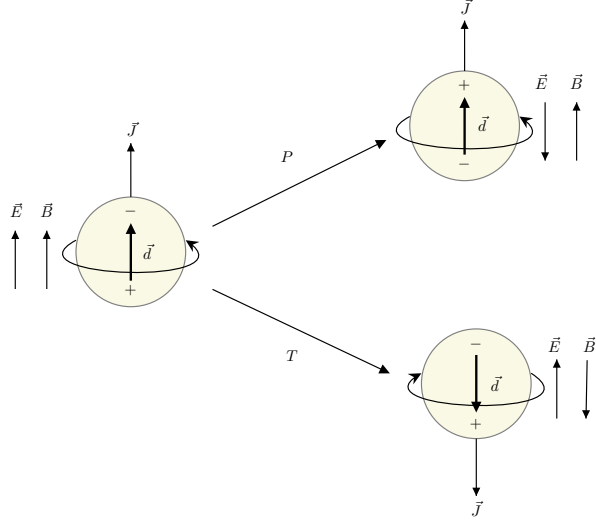


FIG. 1: Transformations of a spin- s particle under P and T operators, along with the particle's electric dipole moment (\vec{d}), and the external magnetic (\vec{B}) and electric (\vec{E}) fields. A permanent electric dipole moment \vec{d} of a fundamental particle is proportional to its angular momentum \vec{J} . It shows that the invariance of the particle dipole moment under P and T transformations is maintained only when $\vec{d} = 0$.

approximately $4.4 \times 10^{-26} e \text{ cm}$ [45–48].

In the decay processes of hyperons, CP violation can be investigated through the decay parameters. The decay amplitude of a spin-1/2 hyperon into a lighter spin-1/2 baryon and a pseudoscalar meson consists of both a P-violating S-wave component and a P-conserving P-wave component. Consequently, this process can be fully described by two independent decay parameters, α and ϕ [49–51]. According to CP symmetry, the decay parameters α and ϕ should exhibit opposite signs. For hyperons with multiple strange quarks, the CKM mechanism in the Standard Model predicts very low CP asymmetry values, between $10^{-5} \sim 10^{-4}$ [52]. This suggests hyperons are particularly sensitive to CP-violating effects beyond the Standard Model, highlighting their importance as probes for new physics.

The process of e^+e^- annihilation generates spin-entangled hyperon-antihyperon pairs, offering a unique opportunity to study CP violation in the production and decay processes of hyperons [53–63]. BESIII [64, 65] has collected the world's largest J/ψ dataset [66] and provided the most precise measurements to date of CP violation in hyperon decay processes [67–76]. Theoretical discussions on the EDM of this process have also begun gradually [77, 78], while the impact of beam polarization on experimental measurements has garnered significant interest [56, 79–84]. The proposed Super Tau-Charm Factory (STCF) is expected to increase J/ψ statistics by two orders of magnitude [85], offering new opportunities to

explore CP violation in hyperon-related processes.

In this paper, we present a systematic analysis of CP violation in the production and decay processes of hyperons under conditions where the beam possesses both transverse and longitudinal polarization. For the $e^+e^- \rightarrow J/\psi$ process, we investigate the influence of beam polarization on the polarization of J/ψ and present its complete spin density matrix (SDM). For the decay process $J/\psi \rightarrow B\bar{B}$ (B denotes a hyperon), we provide the production density matrix of hyperons, including the CP-violating term H_T and the P-violating term F_A . We establish the relationship between H_T , F_A , and the EDM of hyperons as well as weak coupling angles. Regarding the decay processes of hyperons, we focus on the Λ , Σ^+ , Ξ^- and Ξ^0 hyperons, and present their decay density matrices. Using the decay parameters of hyperons, we define two parameters, A_{CP} and B_{CP} , to characterize CP violation. These parameters are related to the strong and weak phase angles in the decay processes. Finally, we express the joint angular distribution of all products in terms of the production and decay SDMs of hyperons.

We quantify the CP violation sensitivity through a Fisher information matrix (FIM) analysis of the joint angular distribution. This study provides a comprehensive comparison of hyperon EDM and weak decay parameter sensitivities under various beam polarization scenarios at both BESIII and the proposed STCF, including unpolarized beams, 80% transverse polarization, and 80% longitudinal polarization configurations. Furthermore, we present curves showing how the sensitivity of hyperon EDMs and weak decay parameters evolves with varying degrees of transverse and longitudinal beam polarization, clearly illustrating the impact of beam polarization.

This paper is organized as follows. In Sec. II, we provide the analysis of CP violations for the production and decay of the hyperons and the joint angular distribution for these processes. In Sec. III, we derive the statistical sensitivity of CP violations. A summary is given in Sec. IV.

II. PRODUCTION AND DECAY CHAINS OF HYPERONS

The process $e^+e^- \rightarrow J/\psi \rightarrow B\bar{B}$ serves as a crucial tool for studying the properties of hyperons. In this section, we discuss CP violation in these reactions and present the joint angular distributions of all final particles.

A. J/ψ polarization with polarized beams

A suitable way is to give the density matrices of the electron and positron in their helicity rest frames S_A , S_B , reached from the center-of-mass of the electron-positron pair, as shown in Fig. 2.

In certain experimental facilities, such as the proposed STCF, longitudinally polarized beams can be prepared,

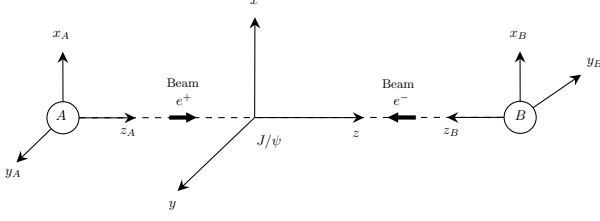


FIG. 2: Helicity rest frames for electron and positron beams and that for the J/ψ meson in the c.m. frame.

with the longitudinal polarization denoted as P_L . Additionally, synchrotron radiation aligns the spins of positrons and electrons either parallel or antiparallel to the magnetic field direction, respectively, leading to transverse polarizations denoted as P_T . In a electron-positron annihilation experiment with symmetric beam energy, the Sokolov-Ternov effect [86] requires equal degrees of transverse polarization.

Consequently, the SDM of the leptons is represented in their helicity frames as follows:

$$\begin{aligned} \rho^- &= \frac{1}{2} \begin{pmatrix} 1 + P_L & P_T \\ P_T^* & 1 - P_L \end{pmatrix} \text{ for } e^-, \\ \rho^+ &= \frac{1}{2} \begin{pmatrix} 1 + \bar{P}_L & P_T \\ P_T^* & 1 - \bar{P}_L \end{pmatrix} \text{ for } e^+, \end{aligned} \quad (2)$$

taking into account both longitudinal and transverse components of the polarization vectors. In the laboratory system, the SDM element of J/ψ in the $e^+e^- \rightarrow J/\psi$ decay is expressed as:

$$\begin{aligned} \rho_{\lambda, \lambda'}^{J/\psi} &= \sum_{\lambda_+, \lambda'_+, \lambda_-, \lambda'_-} D_{\lambda, \lambda_+ - \lambda_-}^{1*} (0, 0, 0) D_{\lambda', \lambda'_+ - \lambda'_-}^1 (0, 0, 0) \\ &\times \rho_{\lambda_+, \lambda'_+}^+ \rho_{\lambda_-, \lambda'_-}^- \delta_{\lambda_+, -\lambda_-} \delta_{\lambda'_+, -\lambda'_-}, \end{aligned} \quad (3)$$

where $\lambda_+^{(\prime)}, \lambda_-^{(\prime)}$ represent the helicities of the positron and electron, and $D_{\lambda, \lambda'}^j(0, 0, 0)$ is the Wigner D -matrix. The Dirac δ -function in the above equation ensures the conservation of helicity during the electron-positron annihilation process.

B. CP violation in hyperon-antihyperon pairs production

Hyperon-antihyperon pairs produced in J/ψ decays are spin-entangled. The production density matrix R can be calculated as:

$$\begin{aligned} R_{\lambda_1, \lambda_2, \lambda'_1, \lambda'_2} &\propto \sum_{\lambda, \lambda'} \rho_{\lambda, \lambda'}^{J/\psi} D_{\lambda, \lambda_1 - \lambda_2}^{1*}(\phi, \theta, 0) \\ &\times D_{\lambda', \lambda'_1 - \lambda'_2}^1(\phi, \theta, 0) \mathcal{A}_{\lambda_1, \lambda_2} \mathcal{A}_{\lambda'_1, \lambda'_2}^*. \end{aligned} \quad (4)$$

Here, λ_1 and λ_2 represent the helicities of the hyperons and their antiparticles. The helicity amplitudes $\mathcal{A}_{\lambda_1, \lambda_2}$

characterize the decay process $J/\psi \rightarrow B\bar{B}$, and the angles θ and ϕ denote the hyperon's momentum direction in the J/ψ helicity rest frame. The helicities of the produced hyperons can take the values $(\lambda_1, \lambda_2) = (\pm 1/2, \pm 1/2)$, with polarization effects encoded in the SDM. The matrix R thus provides a critical framework for studying polarization-dependent observables in hyperon-antihyperon pairs.

The polarization information of the $B\bar{B}$ pair can be extracted from the production density matrix R using the following expression [79]:

$$S_{\mu\nu} = \frac{\text{Tr}[(R_{\lambda_1, \lambda_2, \lambda'_1, \lambda'_2})(\Sigma_\mu \otimes \Sigma_\nu)]}{\text{Tr}[(\Sigma_\mu \otimes \Sigma_\nu)(\Sigma_\mu \otimes \Sigma_\nu)]}, \quad (5)$$

where $\Sigma_0 = (1/2)\mathbb{I}_2$, $\Sigma_1 = (1/2)\sigma_x$, $\Sigma_2 = (1/2)\sigma_y$ and $\Sigma_3 = (1/2)\sigma_z$ are the polarization projection matrices for the spin-1/2 particles, $S_{\mu\nu}$ denotes the real-valued polarization correlation matrix of the $B\bar{B}$ system.

The general form of the helicity amplitude for the decay process $J/\psi \rightarrow B\bar{B}$ is defined as [77, 87]

$$\begin{aligned} \mathcal{A}_{\lambda_1, \lambda_2} &= \epsilon_\mu (\lambda_1 - \lambda_2) \bar{u}(\lambda_1, p_1) (\gamma^\mu F_V + \frac{i}{2m} \sigma^{\mu\nu} q_\nu H_\sigma \\ &+ \gamma^\mu \gamma^5 F_A + \sigma^{\mu\nu} q_\nu \gamma^5 H_T) v(\lambda_2, p_2). \end{aligned} \quad (6)$$

Here, m is the mass of the B hyperon, and p_1 and p_2 represent the four momentum of B and \bar{B} , respectively, and ϵ_μ is the polarization vector of J/ψ . The form factors F_V and H_σ correspond to the Dirac and Pauli terms, while F_A and H_T capture P-violating and CP-violating terms, respectively.

The magnetic and electric form factors G_1 and G_2 are defined as [88, 89]:

$$G_1 = F_V + H_\sigma, \quad G_2 = G_1 - \frac{(p_1 - p_2)^2}{4m^2} H_\sigma. \quad (7)$$

The angular asymmetry parameters $\alpha_{J/\psi}$ and $\Delta\Phi$ are related to these form factors as follows:

$$\begin{aligned} \alpha_{J/\psi} &= \frac{M_{J/\psi}^2 |G_1|^2 - 4m^2 |G_2|^2}{M_{J/\psi}^2 |G_1|^2 + 4m^2 |G_2|^2}, \\ \frac{G_1}{G_2} &= \left| \frac{G_1}{G_2} \right| e^{-i\Delta\Phi}. \end{aligned} \quad (8)$$

The P-violating term F_A , primarily arising from Z -boson exchange, is related to the weak mixing angle θ_W as:

$$F_A \approx -\frac{1}{6} D g_V \frac{g^2}{4 \cos^2 \theta_W} \frac{1 - 8 \sin^2 \theta_W / 3}{m_Z^2}, \quad (9)$$

where $g = e/\sin \theta_W$ is the gauge coupling constants with $e = \sqrt{4\pi/137}$, $D = 0.8$ is a weighted coupling constant in the light quark flavor SU(3) limit and $g_V = 1.35$ GeV represents the coupling strength between charm quark currents and the J/ψ . Then, the expected P-violating effect is approximately -1.07×10^{-6} [77].

TABLE I: Measured values of decay parameters for $e^+e^- \rightarrow J/\psi \rightarrow B\bar{B}$, with final states listed in the first row and G_1 and G_2 calculated from $\alpha_{J/\psi}$ and $\Delta\Phi$.

Decay channel	$J/\psi \rightarrow \Lambda\bar{\Lambda}$ [67]	$J/\psi \rightarrow \Sigma^+\bar{\Sigma}^-$ [70]	$J/\psi \rightarrow \Xi^-\bar{\Xi}^+$ [72]	$J/\psi \rightarrow \Xi^0\bar{\Xi}^0$ [73]
\sqrt{s} (GeV)	$M_{J/\psi}$	$M_{J/\psi}$	$M_{J/\psi}$	$M_{J/\psi}$
$\alpha_{J/\psi}^B$	0.4748	-0.508	0.586	0.514
α_-	0.7519	-0.998	-0.376	-0.375
α_+	-0.7559	0.990	0.371	0.379
ϕ_Ξ (rad)	—	—	0.011	0.0051
$\bar{\phi}_\Xi$ (rad)	—	—	-0.021	-0.0053
$\Delta\Phi$ (rad)	0.7521	-0.270	1.213	1.168
G_1 ($\times 10^{-3}$)	1.61	0.86	1.36	1.47
G_2 ($\times 10^{-3}$)	$0.97 + 0.91i$	$1.89 - 0.52i$	$0.29 + 0.76i$	$0.38 + 0.90i$

The CP-violating term H_T is linked to the EDM of the hyperon through [77, 87, 90]

$$H_T = \frac{2e}{3M_{J/\psi}^2} g_V d_B. \quad (10)$$

It is worth mentioning that both F_A and H_T are complex in the timelike region. A straightforward parameterization scheme is:

$$F_A = |F_A| e^{i\phi_A}, \quad (11)$$

$$H_T = |H_T| e^{i\phi_T}. \quad (12)$$

In the following sections, I will use the magnitude of the EDM in the timelike region, $|d_B|$, as a reference

for comparison with the hadronic EDM in the spacelike region.

Due to the smallness of P and CP violation, contributions from the F_A and H_T terms to the decay width of J/ψ can be safely neglected such that [78]

$$\Gamma_{J/\psi \rightarrow B\bar{B}} = \frac{|G_1|^2 M_{J/\psi}}{12\pi} \sqrt{1 - \frac{4m^2}{M_{J/\psi}^2}} \left(1 + \frac{2m^2}{M_{J/\psi}^2} \left|\frac{G_2}{G_1}\right|^2\right). \quad (13)$$

When considering P and CP violation effects, along with the longitudinal and transverse polarization of the beams, the production SDM R for the $B\bar{B}$ hyperon pair is described in Appendix A.

C. CP violation in hyperon decays

Due to their short lifetimes, hyperons decay into more stable particles, such as baryons (B_1) and mesons, through weak interactions. The weak decay serves as the spin self-analyzer. The decay SDM, T , for a hyperon decaying into a baryon and a meson is given by:

$$T_{\lambda_1, \lambda_3, \lambda'_1, \lambda'_3} \propto D_{\lambda_1, \lambda_3}^{1/2}(\phi, \theta, 0) D_{\lambda'_1, \lambda'_3}^{*1/2}(\phi, \theta, 0) A_{\lambda_3} A_{\lambda'_3}^*, \quad (14)$$

where λ_1 represents the helicity of the hyperon and λ_3 represents the helicity of the baryon in the decay products. The angles θ and ϕ are the polar and azimuthal angles of the produced baryon in the hyperon rest frame. A_λ denotes the helicity amplitude of this decay process and can be parametrized as

$$\alpha_D = \frac{|A_{1/2}|^2 - |A_{-1/2}|^2}{|A_{1/2}|^2 + |A_{-1/2}|^2} = \frac{2\text{Re}(A_S^* A_P)}{|A_S|^2 + |A_P|^2},$$

$$\beta_D = \frac{2\text{Im}[A_{1/2} A_{-1/2}^*]}{|A_{1/2}|^2 + |A_{-1/2}|^2} = \frac{2\text{Im}(A_S^* A_P)}{|A_S|^2 + |A_P|^2},$$

$$\gamma_D = \frac{2\text{Re}[A_{1/2} A_{-1/2}^*]}{|A_{1/2}|^2 + |A_{-1/2}|^2} = \frac{|A_S|^2 - |A_P|^2}{|A_S|^2 + |A_P|^2}, \quad (15)$$

where $\beta_D = \sqrt{1 - \alpha_D^2} \sin \phi_D$ and $\gamma_D = \sqrt{1 - \alpha_D^2} \cos \phi_D$. With this parametrization scheme, the specifics of the decay SDM T can be found in Appendix B.

The P-violating S-wave component and a P-conserving P-wave component can be expressed as follows [51]:

$$A_S = \sum_{i,j} S_{i,j} e^{i(\delta_j^S + \phi_{i,j}^S)}, \quad (16)$$

$$A_P = \sum_{i,j} P_{i,j} e^{i(\delta_j^P + \phi_{i,j}^P)}. \quad (17)$$

Here, $S_{i,j}$ and $P_{i,j}$ are real valued, with $\{i, j\} = \{2\Delta I, 2I\}$ indexing all possible weak isospin transitions and final state isospins. The phase δ_j represents the phase shift

due to strong final-state interactions, while $\phi_{i,j}$ denotes the CP violation phase arising from weak interactions. For the conjugate process, we have

$$\bar{A}_S = - \sum_{i,j} S_{i,j} e^{i(\delta_j^S - \phi_{i,j}^S)}, \quad (18)$$

$$\bar{A}_P = \sum_{i,j} P_{i,j} e^{i(\delta_j^P - \phi_{i,j}^P)}. \quad (19)$$

In the CP conservation limit, the amplitudes \bar{A}_S and \bar{A}_P for the charge-conjugated decay mode of the antihyperon \bar{B} are $\bar{A}_S = -A_S$ and $\bar{A}_P = A_P$. Therefore, the decay parameters have the opposite values: $\alpha_D = -\bar{\alpha}_D$ and $\beta_D = -\bar{\beta}_D$. Two independent experimental CP violation tests can be defined using these observables,

$$A_{CP} := \frac{\alpha_D + \bar{\alpha}_D}{\alpha_D - \bar{\alpha}_D}, \quad (20)$$

$$B_{CP} := \frac{\beta_D + \bar{\beta}_D}{\alpha_D - \bar{\alpha}_D}. \quad (21)$$

If one works to leading order in the decay parameters α_D and ϕ_D , B_{CP} can also be expressed as

$$B_{CP} = \Phi_{CP} \frac{\sqrt{1 - \langle \alpha_D \rangle^2}}{\langle \alpha_D \rangle} \cos \langle \phi_D \rangle - A_{CP} \frac{\langle \alpha_D \rangle}{\sqrt{1 - \langle \alpha_D \rangle^2}} \sin \langle \phi_D \rangle. \quad (22)$$

The hyperon-antihyperon average values are defined as

$$\langle \alpha_D \rangle = \frac{\alpha_D - \bar{\alpha}_D}{2}, \quad \langle \phi_D \rangle = \frac{\phi_D - \bar{\phi}_D}{2} \quad (23)$$

and

$$\Phi_{CP} := \frac{\phi_D + \bar{\phi}_D}{2} \quad (24)$$

is based on the spin-rotation decay parameter ϕ_D .

For convenience, we construct a strong-phase related observable

$$\Delta C = \frac{\beta - \bar{\beta}}{\alpha - \bar{\alpha}}. \quad (25)$$

The correspondence between these observables and the strong and weak phase angles is listed in Appendix C.

It should be noted that in some experimental measurement studies, the contributions from the higher-isospin transition partial waves are omitted when presenting the measured values of the strong and weak phases. This approach is not entirely accurate. Such as, for Ξ^- hyperon, in the first order in the $\Delta I = 3/2$ amplitudes and the weak-interaction phases, we find

$$A_{CP} = -\tan(\delta_2^P - \delta_2^S) \tan(\phi_{12}^P - \phi_{12}^S) \left[1 + \frac{1}{2} \frac{S_{32}}{S_{12}} \left(\frac{\sin(\phi_{12}^P - \phi_{32}^S)}{\sin(\phi_{12}^P - \phi_{12}^S)} - 1 \right) + \frac{1}{2} \frac{P_{32}}{P_{12}} \left(\frac{\sin(\phi_{32}^P - \phi_{12}^S)}{\sin(\phi_{12}^P - \phi_{12}^S)} - 1 \right) + \frac{1}{4} \frac{S_{32}P_{32}}{S_{12}P_{12}} \left(\frac{\sin(\phi_{32}^P - \phi_{32}^S)}{\sin(\phi_{12}^P - \phi_{12}^S)} - 1 \right) \right], \quad (26)$$

$$B_{CP} = \tan(\phi_{12}^P - \phi_{12}^S) \left[1 + \frac{1}{2} \frac{S_{32}}{S_{12}} \left(\frac{\sin(\phi_{12}^P - \phi_{32}^S)}{\sin(\phi_{12}^P - \phi_{12}^S)} - 1 \right) + \frac{1}{2} \frac{P_{32}}{P_{12}} \left(\frac{\sin(\phi_{32}^P - \phi_{12}^S)}{\sin(\phi_{12}^P - \phi_{12}^S)} - 1 \right) + \frac{1}{4} \frac{S_{32}P_{32}}{S_{12}P_{12}} \left(\frac{\sin(\phi_{32}^P - \phi_{32}^S)}{\sin(\phi_{12}^P - \phi_{12}^S)} - 1 \right) \right], \quad (27)$$

$$\Delta C = \tan(\delta_2^P - \delta_2^S). \quad (28)$$

Generally, one believes that the $\Delta I = 3/2$ amplitudes are much smaller than the $\Delta I = 1/2$ amplitudes, the so-called $\Delta I = 1/2$ rule. However, recent measurements of Λ decay [91] have posed a significant challenge to this understanding. In Appendix D, we present a numerical analysis of partial-wave amplitudes in Λ and Ξ decays. We find that for Λ decays, the ratio of $\Delta I = 3/2$ to $\Delta I = 1/2$ amplitudes may exceed 0.3, and that the $\Delta I = 3/2$ contribution in Ξ decays is also non-negligible. Additionally, in the above equations, the ratios between phase differences of varied isospin transition partial waves are involved, and

our knowledge of these phases remains limited. This could potentially enhance the contribution of higher isospin transition ΔI amplitudes. For accurate measurements of the strong and weak phases, we recommend determining them through a joint fit of decay processes involving particles with different isospin states, such as the joint fit of Ξ^- and Ξ^0 .

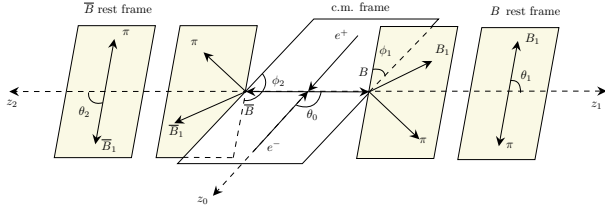


FIG. 3: Helicity angles in single-step decays, such as $J/\psi \rightarrow B(\rightarrow B_1\pi)\bar{B}(\rightarrow \bar{B}_1\pi)$ decays, where B represents a Λ or Σ^+ hyperon.

D. Joint angular distribution in hyperon production and decay

For the productions and decays of Λ or Σ pairs, they undergo only single-step decay chains, such as $\Lambda \rightarrow p\pi^-$ or $\Sigma^+ \rightarrow p\pi^0$. The joint angular distribution of all final products can be expressed as

$$\frac{d\sigma}{d\Omega} \propto \mathcal{W}(\boldsymbol{\eta}; \boldsymbol{\omega}) = \sum_{[\lambda]} R_{\lambda_1, \lambda_2, \lambda'_1, \lambda'_2} T_{\lambda_1, \lambda_3, \lambda'_1, \lambda'_3} T_{\lambda_2, \lambda_4, \lambda'_2, \lambda'_4}. \quad (29)$$

The set $[\lambda]$ in the given expression encompasses all helicity symbols participating in the summation, and others.

For the productions and decays of Ξ^- or Ξ^0 pairs, they undergo two-step decay chains, such as $\Xi^{-(0)} \rightarrow \Lambda\pi^{-(0)}$ followed by $\Lambda \rightarrow p\pi^-$. The joint angular distribution of all products can be expressed as

$$\begin{aligned} \frac{d\sigma}{d\Omega} \propto \mathcal{W} &= \sum_{[\lambda]} R_{\lambda_1, \lambda_2, \lambda'_1, \lambda'_2} \\ &\times T_{\lambda_1, \lambda_3, \lambda'_1, \lambda'_3} T_{\lambda_2, \lambda_4, \lambda'_2, \lambda'_4} T_{\lambda_3, \lambda_5, \lambda'_3, \lambda'_5} T_{\lambda_4, \lambda_6, \lambda'_4, \lambda'_6}. \end{aligned} \quad (30)$$

Figs. 3 and 4 illustrate the helicity angles within the corresponding helicity frame for single-step and two-step decays, respectively.

III. STATISTICAL SIGNIFICANCE

To assess the sensitivity of the production and decay parameters of hyperons to experimental statistics, we constructed a FIM of these parameters, explicitly accounting for their correlation matrix elements. The joint angular distribution \mathcal{W} is normalized as follows:

$$\tilde{\mathcal{W}} = \frac{\mathcal{W}(\boldsymbol{\eta})}{\int \mathcal{W}(\boldsymbol{\eta}) d\boldsymbol{\eta}}, \quad (31)$$

where $\boldsymbol{\eta} = (\theta, \phi, \theta_1, \phi_1, \theta_2, \phi_2, \theta_3, \phi_3, \theta_4, \phi_4)$ represents the polar and azimuthal angles of all products. The likelihood

function for the observed data is defined as:

$$L(\boldsymbol{\eta} | \boldsymbol{\omega}) = \prod_{i=1}^n \tilde{\mathcal{W}}_i, \quad (32)$$

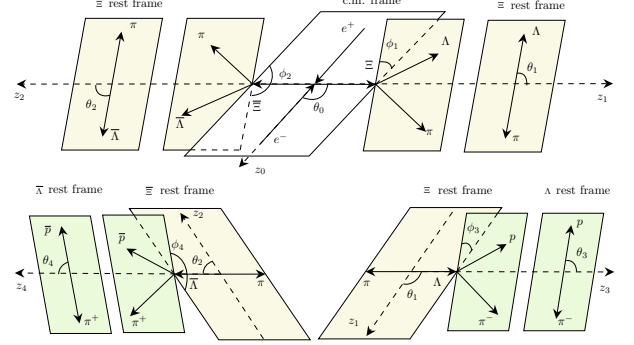


FIG. 4: Helicity angles in two-step decays, such as $J/\psi \rightarrow B(\rightarrow B_1\pi)\bar{B}(\rightarrow \bar{B}_1\pi)$ decays, where B represents a Ξ^0 or Ξ^- hyperon.

where n is the total number of events, and $\boldsymbol{\omega}$ represents the hyperon production and decay parameters. Under the assumptions of the likelihood function satisfies the regularity conditions and the polar angles and azimuthal angles are independent of the parameter $\boldsymbol{\omega}$, the FIM element for the maximum likelihood estimate is given by [92]:

$$I_{ij}(\boldsymbol{\omega}_i, \boldsymbol{\omega}_j) = n \int \frac{1}{\tilde{\mathcal{W}}} \left(\frac{\partial \tilde{\mathcal{W}}}{\partial \boldsymbol{\omega}_i} \right) \left(\frac{\partial \tilde{\mathcal{W}}}{\partial \boldsymbol{\omega}_j} \right) d\boldsymbol{\eta}, \quad i, j = 1, 2, \dots, k, \quad (33)$$

where k is the number of parameters. The covariance matrix $V = I^{-1}$ is obtained by inverting the FIM, and the standard error for ω_i is computed as:

$$\delta(\omega_i) = \sqrt{V_{ii}}. \quad (34)$$

For Λ and Σ^+ , only the single-step decay angles $\theta_1(\theta_2)$ and $\phi_1(\phi_2)$ are relevant. However, for Ξ^- and Ξ^0 , the second-step decay angular variables $\theta_3(\theta_4)$ and $\phi_3(\phi_4)$ are also incorporated. The hyperon parameter measurements are summarized in Table I, and the estimated hyperon statistics collected by BESIII and STCF are shown in Table II.

Under the BESIII and STCF statistics, we display the sensitivities for the weak decay parameters $\alpha_-, \alpha_+, \phi_\Xi$ and $\bar{\phi}_\Xi$ (only for Ξ^- and Ξ^0), the P-violating form factor F_A and the EDM derived from the CP-violating term H_T in Table III. The calculated hyperon decay sensitivities show excellent agreement with published BESIII results under comparable statistical conditions [67, 70, 72, 73], validating our methodology. Building on this validation, we systematically analyze the effects of polarization by comparing sensitivities across unpolarized, transversely polarized, and longitudinally polarized beam configurations. A detailed analysis of polarization-dependent sensitivity, as presented in Appendix E under BESIII statistics, offers new insights into optimizing experimental designs in CP violation searches.

The BESIII beam is not longitudinally polarized. Although some theoretical studies suggest the possibility of spontaneous transverse polarization, its magnitude has not yet been experimentally confirmed. In contrast, the STCF explicitly proposes a longitudinally polarized beam [85]. Thus, sensitivity predictions for BESIII are more reliable for the unpolarized scenario, while for STCF, the longitudinally polarized scenario is more relevant. As shown in Table III, with the same statistics, polarization significantly enhances sensitivity more for single-step decays than for multi-step decays, and longitudinal polarization offers a much greater improvement compared to transverse polarization. This observation could provide valuable guidance for future accelerator designs.

Under BESIII statistics, the EDM sensitivities for Λ and Σ^+ are expected to reach approximately 10^{-19} e cm, with the Λ EDM measurement representing a three-order-of-magnitude improvement compared to the Fermilab result [44]. For Ξ^- and Ξ^0 hyperons, the EDM sensitivities are estimated to be 10^{-18} e cm. The STCF experiment, with its higher luminosity and broader energy range, is expected to improve EDM sensitivities by 1 ~ 2 orders of magnitude, further advancing the search for new physics. While this remains below the theoretical expectation for the hyperon EDM of $\mathcal{O}(10^{-26})$ [48], it could still provide a significant avenue for exploring new physics.

For hyperon decay parameters, BESIII currently achieves a sensitivity of $\mathcal{O}(10^{-3})$, while STCF is projected to reach $\mathcal{O}(10^{-4})$. Table IV summarizes the comparative sensitivities of the CP-violating observables A_{CP} and $\Delta\Phi_{CP}$ for the two experiments, demonstrating excellent consistency with previously published BESIII results. The results show that CP violation can be measured at $\mathcal{O}(10^{-3})$ with BESIII statistics and $\mathcal{O}(10^{-4})$ with STCF statistics. This approaches the theoretical upper limit for CP violation in hyperons, which is predicted to be $\mathcal{O}(10^{-5} \sim 10^{-4})$ [50, 51].

IV. SUMMARY

This paper systematically analyzes P and CP violation in the production and decay of hyperons in the process $e^+e^- \rightarrow J/\psi \rightarrow B(\rightarrow B_1\pi)\bar{B}(\rightarrow B_1\pi)$. We study the effects of transversely and longitudinally polarized beams

on J/ψ polarization. For the decay process $J/\psi \rightarrow B\bar{B}$, we derive the production density matrix of hyperon pairs, including the effects of the P-violating term F_A and the CP-violating term H_T . We analyze the correlation between F_A and the weak mixing angle, as well as the connection between H_T and the hyperon EDM. For hyperon decays, we express the decay density matrix in terms of decay parameters and define two CP-violating observables, A_{CP} and B_{CP} . Finally, we present the joint angular distribution for hyperon production and decay processes.

Using FIM analysis, we quantitatively estimate the sensitivity of hyperon parameters under BESIII and STCF statistics, and present the parameter sensitivity dependence on beam polarization (including both longitudinal and transverse components) at specified statistics levels. The results show that polarization significantly enhances sensitivity for single-step decays compared to multi-step decays, with longitudinal polarization providing a much larger improvement than transverse polarization. Under BESIII statistics, the estimated sensitivity for the hyperon EDM is $\mathcal{O}(10^{-18})$ e cm, while STCF is projected to reach $\mathcal{O}(10^{-20})$ e cm. Furthermore, CP-violation measurements for hyperon decays achieve precision of $\mathcal{O}(10^{-3})$ with BESIII and $\mathcal{O}(10^{-4})$ with STCF, approaching the theoretical upper limit of $\mathcal{O}(10^{-5} \sim 10^{-4})$ for hyperon CP violation [50, 51].

This work provides a theoretical framework for CP violation studies and new physics searches using polarized beams at BESIII and proposed STCF, while offering valuable insights for the design and construction of STCF.

ACKNOWLEDGMENTS

The authors thank Liang Yan, Yong Du, Jianyu Zhang, Shengliang Hu, Shaojie Wang for useful discussions. This work is supported by the National Natural Science Foundation of China (NSFC) under Grants Nos. 12447132, 12175244, 12375070, 12475082, the Natural Science Foundation of Shan-dong Province under Contract No. ZR2023MA004, the National Key R&D Program of China under Contracts No. 2020YFA0406300, the Joint LargeScale Scientific Facility Funds of the NSFC and CAS under Contract No. U1832207.

Appendix A: Production SDM of hyperon antihyperon pairs

When considering P and CP violation effects, as well as the longitudinal and transverse polarization, the production SDM R for the hyperon-antihyperon pair can be expressed as:

$$R_{++++} = 2 \sin^2 \theta (1 - P_T^2 \cos 2\phi) [m^2 |F_V|^2 + \frac{E_c^4}{m^2} |H_\sigma|^2 - 4m^2 E_c^2 |H_T|^2 + 4E_c^4 |H_T|^2 + 2E_c^2 \text{Re}[F_V H_\sigma^*] + 4mE_c \sqrt{E_c^2 - m^2} \text{Im}[F_V H_T^*] + \frac{4E_c^3 \sqrt{E_c^2 - m^2}}{m} \text{Im}[H_\sigma H_T^*]],$$

TABLE II: Estimated yields of pseudoexperiments based on the statistics from BESIII and STCF experiments, where B_{tag} represents the branching ratio of cascade decay, ϵ_{tag} represents the expected detection efficiency, and N_{tag}^{evt} represents the number of expected events after reconstruction.

Decay channel	$J/\psi \rightarrow \Lambda \bar{\Lambda}$	$J/\psi \rightarrow \Sigma^+ \bar{\Sigma}^-$	$J/\psi \rightarrow \Xi^- \bar{\Xi}^+$	$J/\psi \rightarrow \Xi^0 \bar{\Xi}^0$
$B_{tag}/(\times 10^{-4})$ [93]	7.77	2.78	3.98	4.65
$\epsilon/\%$ [67, 70, 72, 73]	40	25	15	7
$N_{tag}^{evt}/(\times 10^5)$ (BESIII) [67, 70, 72, 73]	31.3	7.0	6.0	3.3
$N_{tag}^{evt}/(\times 10^8)$ (STCF) [85]	10.6	2.4	2.0	1.1

TABLE III: Estimated sensitivities for the weak decay parameters α_- , α_+ , ϕ_Ξ , and $\bar{\phi}_\Xi$, the P-violating term F_A , and the electric dipole moment d_B , based on the statistics collected by BESIII and STCF. The table presents, from top to bottom, the achievable sensitivities in each experiment without polarization, with the addition of 80% longitudinal polarization, and with the addition of 80% transverse polarization.

	$J/\psi \rightarrow \Lambda \bar{\Lambda}$		$J/\psi \rightarrow \Sigma^+ \bar{\Sigma}^-$		$J/\psi \rightarrow \Xi^- \bar{\Xi}^+$		$J/\psi \rightarrow \Xi^0 \bar{\Xi}^0$	
	BESIII	STCF	BESIII	STCF	BESIII	STCF	BESIII	STCF
α_-	3.8×10^{-3}	2.1×10^{-4}	1.2×10^{-2}	6.5×10^{-4}	2.4×10^{-3}	1.3×10^{-4}	3.2×10^{-3}	1.8×10^{-4}
α_+	3.9×10^{-3}	2.1×10^{-4}	1.2×10^{-2}	6.5×10^{-4}	2.4×10^{-3}	1.3×10^{-4}	3.3×10^{-3}	1.8×10^{-4}
ϕ_Ξ (rad)	—	—	—	—	6.8×10^{-3}	3.7×10^{-4}	9.5×10^{-3}	5.2×10^{-4}
$\bar{\phi}_\Xi$ (rad)	—	—	—	—	6.8×10^{-3}	3.7×10^{-4}	9.5×10^{-3}	5.2×10^{-4}
$ F_A $	1.3×10^{-6}	7.1×10^{-8}	2.1×10^{-6}	1.1×10^{-8}	3.1×10^{-6}	1.7×10^{-7}	4.6×10^{-6}	2.5×10^{-7}
$ d $ (e cm)	8.5×10^{-19}	4.6×10^{-20}	9.7×10^{-19}	5.3×10^{-20}	2.2×10^{-18}	1.2×10^{-19}	3.0×10^{-18}	1.7×10^{-19}
α_-	1.1×10^{-3}	5.9×10^{-5}	1.5×10^{-3}	7.8×10^{-5}	2.0×10^{-3}	1.1×10^{-4}	2.8×10^{-3}	1.5×10^{-4}
α_+	1.1×10^{-3}	5.9×10^{-5}	1.5×10^{-3}	7.8×10^{-5}	2.0×10^{-3}	1.1×10^{-4}	2.8×10^{-3}	1.5×10^{-4}
ϕ_Ξ (rad)	—	—	—	—	4.6×10^{-3}	2.5×10^{-4}	6.3×10^{-3}	3.4×10^{-4}
$\bar{\phi}_\Xi$ (rad)	—	—	—	—	4.6×10^{-3}	2.5×10^{-4}	6.4×10^{-3}	3.5×10^{-4}
$ F_A $	9.8×10^{-7}	5.3×10^{-8}	1.8×10^{-6}	9.7×10^{-8}	2.4×10^{-6}	1.3×10^{-8}	3.5×10^{-6}	1.9×10^{-7}
$ d $ (e cm)	4.5×10^{-19}	2.4×10^{-20}	7.9×10^{-19}	4.3×10^{-20}	1.2×10^{-18}	6.8×10^{-20}	1.8×10^{-18}	9.8×10^{-20}
α_-	2.3×10^{-3}	1.2×10^{-4}	6.9×10^{-3}	3.7×10^{-4}	2.2×10^{-3}	1.2×10^{-4}	3.0×10^{-3}	1.6×10^{-4}
α_+	2.3×10^{-3}	1.2×10^{-4}	6.9×10^{-3}	3.7×10^{-4}	2.2×10^{-3}	1.2×10^{-4}	3.0×10^{-3}	1.6×10^{-4}
ϕ_Ξ (rad)	—	—	—	—	5.8×10^{-3}	3.2×10^{-4}	7.5×10^{-3}	4.1×10^{-4}
$\bar{\phi}_\Xi$ (rad)	—	—	—	—	5.8×10^{-3}	3.2×10^{-4}	7.6×10^{-3}	4.1×10^{-4}
$ F_A $	1.3×10^{-6}	7.0×10^{-8}	1.9×10^{-6}	1.0×10^{-7}	3.1×10^{-6}	1.7×10^{-7}	4.5×10^{-6}	2.5×10^{-7}
$ d $ (e cm)	7.0×10^{-19}	3.8×10^{-20}	8.9×10^{-19}	4.8×10^{-20}	1.8×10^{-18}	9.9×10^{-20}	2.6×10^{-18}	1.4×10^{-19}

TABLE IV: Estimated sensitivities for the CP-violating observables A_{CP} and $\Delta\Phi_{CP}$ are evaluated under both BESIII and STCF projected statistics, demonstrating significant improvements with the higher luminosity of STCF.

		$J/\psi \rightarrow \Lambda \bar{\Lambda}$	$J/\psi \rightarrow \Sigma^+ \bar{\Sigma}^-$	$J/\psi \rightarrow \Xi^- \bar{\Xi}^+$	$J/\psi \rightarrow \Xi^0 \bar{\Xi}^0$
BESIII	A_{CP}	4.4×10^{-3}	8.5×10^{-3}	4.5×10^{-3}	6.1×10^{-3}
	$\Delta\Phi_{CP}^\Xi$ (rad)	—	—	4.9×10^{-3}	6.7×10^{-3}
STCF	A_{CP}	5.6×10^{-5}	5.7×10^{-5}	2.1×10^{-4}	2.8×10^{-4}
	$\Delta\Phi_{CP}^\Xi$ (rad)	—	—	1.8×10^{-4}	2.4×10^{-4}

$$\begin{aligned}
R_{-+++} &= 2 \sin \theta [\cos \theta + P_L - P_T^2 (\cos \theta \cos 2\phi - i \sin 2\phi)] \\
&\quad \times [m E_c |F_V|^2 + \frac{E_c^3}{m} |H_\sigma|^2 + m E_c H_\sigma F_V^* + \frac{E_c^3}{m} F_V H_\sigma^* - m \sqrt{E_c^2 - m^2} F_A F_V^* \\
&\quad - 2i E_c^2 \sqrt{E_c^2 - m^2} F_V H_T^* - 2i E_c^2 \sqrt{E_c^2 - m^2} H_\sigma H_T^* - \frac{E_c^2 \sqrt{E_c^2 - m^2}}{m} F_A H_\sigma^* + 2i E_c (E_c^2 - m^2) F_A H_T^*], \\
R_{+---} &= 2 \sin \theta [\cos \theta - P_L - P_T^2 (\cos \theta \cos 2\phi + i \sin 2\phi)] \\
&\quad \times [-m E_c |F_V|^2 - \frac{E_c^3}{m} |H_\sigma|^2 - \frac{E_c^3}{m} F_V H_\sigma^* - m E_c H_\sigma F_V^* - m \sqrt{E_c^2 - m^2} F_A F_V^* \\
&\quad - \frac{E_c^2 \sqrt{E_c^2 - m^2}}{m} F_A H_\sigma^* + 2i E_c^2 \sqrt{E_c^2 - m^2} F_V H_T^* + 2i E_c^2 \sqrt{E_c^2 - m^2} H_\sigma H_T^* + 2i E_c (E_c^2 - m^2) F_A H_T^*], \\
R_{++--} &= 2 \sin \theta [\cos \theta + P_L - P_T^2 (\cos \theta \cos 2\phi + i \sin 2\phi)] \\
&\quad \times [m E_c |F_V|^2 + \frac{E_c^3}{m} |H_\sigma|^2 + m E_c F_V H_\sigma^* + \frac{E_c^3}{m} H_\sigma F_V^* - m \sqrt{E_c^2 - m^2} F_V F_A^* \\
&\quad - \frac{E_c^2 \sqrt{E_c^2 - m^2}}{m} H_\sigma F_A^* + 2i E_c^2 \sqrt{E_c^2 - m^2} H_T F_V^* + 2i E_c^2 \sqrt{E_c^2 - m^2} H_T H_\sigma^* - 2i E_c (E_c^2 - m^2) H_T F_A^*], \\
R_{+++-} &= 2 \sin \theta [\cos \theta - P_L - P_T^2 (\cos \theta \cos 2\phi - i \sin 2\phi)] \\
&\quad \times [-m E_c |F_V|^2 - \frac{E_c^3}{m} |H_\sigma|^2 - m E_c F_V H_\sigma^* - \frac{E_c^3}{m} H_\sigma F_V^* - m \sqrt{E_c^2 - m^2} F_V F_A^* \\
&\quad - \frac{E_c^2 \sqrt{E_c^2 - m^2}}{m} H_\sigma F_A^* - 2i E_c^2 \sqrt{E_c^2 - m^2} H_T F_V^* - 2i E_c^2 \sqrt{E_c^2 - m^2} H_T H_\sigma^* - 2i E_c (E_c^2 - m^2) H_T F_A^*], \\
R_{--++} &= 2 \sin^2 \theta (1 - P_T^2 \cos 2\phi) [m^2 |F_V|^2 + \frac{E_c^4}{m^2} |H_\sigma|^2 \\
&\quad - 4E_c^2 (E_c^2 - m^2) |H_T|^2 + 2E_c^2 \text{Re}[F_V H_\sigma^*] - 4im E_c \sqrt{E_c^2 - m^2} \text{Re}[F_V H_T^*] - \frac{4i E_c^3 \sqrt{E_c^2 - m^2}}{m} \text{Re}[H_\sigma H_T^*]], \\
R_{-+-+} &= (3 + \cos 2\theta + 4P_L \cos \theta + 2P_T^2 \sin^2 \theta \cos 2\phi) \\
&\quad \times [E_c^2 |F_V|^2 + E_c^2 |H_\sigma|^2 + (E_c^2 - m^2) |F_A|^2 \\
&\quad + 2E_c^2 \text{Re}[F_V H_\sigma^*] - 2E_c \sqrt{E_c^2 - m^2} \text{Re}[F_V F_A^*] - 2E_c \sqrt{E_c^2 - m^2} \text{Re}[H_\sigma F_A^*]], \\
R_{-++-} &= [2 \sin^2 \theta + P_T^2 (3 \cos 2\phi + \cos 2\theta \cos 2\phi - 4i \cos \theta \sin 2\phi)] \\
&\quad \times [E_c^2 |F_V|^2 + E_c^2 |H_\sigma|^2 - (E_c^2 - m^2) |F_A|^2 \\
&\quad + 2E_c^2 \text{Re}[F_V H_\sigma^*] + 2i E_c \sqrt{E_c^2 - m^2} \text{Im}[F_V F_A^*] + 2i E_c \sqrt{E_c^2 - m^2} \text{Im}[H_\sigma F_A^*]], \\
R_{+--+} &= [2 \sin^2 \theta + P_T^2 (3 \cos 2\phi + \cos 2\theta \cos 2\phi + 4i \cos \theta \sin 2\phi)] \\
&\quad \times [E_c^2 |F_V|^2 + E_c^2 |H_\sigma|^2 - (E_c^2 - m^2) |F_A|^2 \\
&\quad + 2E_c^2 \text{Re}[F_V H_\sigma^*] - 2i \text{Im}[F_V F_A^*] E_c \sqrt{E_c^2 - m^2} - 2i E_c \sqrt{E_c^2 - m^2} \text{Im}[H_\sigma F_A^*]], \\
R_{+-+-} &= [3 + \cos 2\theta - 4P_L \cos \theta + 2P_T^2 \sin^2 \theta \cos 2\phi] \\
&\quad \times [E_c^2 |F_V|^2 + E_c^2 |H_\sigma|^2 + (E_c^2 - m^2) |F_A|^2 \\
&\quad + 2E_c^2 \text{Re}[F_V H_\sigma^*] + 2E_c \sqrt{E_c^2 - m^2} \text{Re}[F_V F_A^*] + 2E_c \sqrt{E_c^2 - m^2} \text{Re}[H_\sigma F_A^*]], \\
R_{++--} &= 2 \sin^2 \theta (1 - P_T^2 \cos 2\phi) \\
&\quad \times [m^2 |F_V|^2 + \frac{E_c^4}{m^2} |H_\sigma|^2 - 4E_c^2 (E_c^2 - m^2) |H_T|^2 \\
&\quad + \frac{4i E_c^3 \sqrt{E_c^2 - m^2}}{m} \text{Re}[H_\sigma H_T^*] + 2E_c^2 \text{Re}[F_V H_\sigma^*] + 4im E_c \sqrt{E_c^2 - m^2} \text{Re}[F_V H_T^*]], \\
R_{----} &= 2 \sin \theta [\cos \theta + P_L - P_T^2 (\cos \theta \cos 2\phi + i \sin 2\phi)] \\
&\quad \times [m E_c |F_V|^2 + \frac{E_c^3}{m} |H_\sigma|^2 + \frac{E_c^3}{m} H_\sigma F_V^* + m E_c F_V H_\sigma^* - m \sqrt{E_c^2 - m^2} F_V F_A^* \\
&\quad - \frac{E_c^2 \sqrt{E_c^2 - m^2}}{m} H_\sigma F_A^* - 2i E_c^2 \sqrt{E_c^2 - m^2} H_T F_V^* - 2i E_c^2 \sqrt{E_c^2 - m^2} H_T H_\sigma^* + 2i E_c (E_c^2 - m^2) H_T F_A^*],
\end{aligned}$$

$$\begin{aligned}
R_{--+-} &= 2 \sin \theta [\cos \theta - P_L - P_T^2 (\cos \theta \cos 2\phi - i \sin 2\phi)] \\
&\times [-m E_c |F_V|^2 - \frac{E_c^3}{m} |H_\sigma|^2 - \frac{E_c^3}{m} H_\sigma F_V^* - m E_c F_V H_\sigma^* - m \sqrt{E_c^2 - m^2} F_V F_A^* \\
&- \frac{E_c^2 \sqrt{E_c^2 - m^2}}{m} H_\sigma F_A^* + 2i E_c^2 \sqrt{E_c^2 - m^2} H_T F_V^* + 2i E_c^2 \sqrt{E_c^2 - m^2} H_T H_\sigma^* + 2i E_c (E_c^2 - m^2) H_T F_A^*], \\
R_{-+--} &= 2 \sin \theta [\cos \theta + P_L - P_T^2 (\cos \theta \cos 2\phi - i \sin 2\phi)] \\
&\times [m E_c |F_V|^2 + \frac{E_c^3}{m} |H_\sigma|^2 + \frac{E_c^3}{m} H_\sigma^* F_V + m E_c F_V^* H_\sigma - m \sqrt{E_c^2 - m^2} F_A F_V^* \\
&- \frac{E_c^2 \sqrt{E_c^2 - m^2}}{m} F_A H_\sigma^* + 2i E_c^2 \sqrt{E_c^2 - m^2} F_V H_T^* + 2i E_c^2 \sqrt{E_c^2 - m^2} H_\sigma H_T^* - 2i E_c (E_c^2 - m^2) F_A H_T^*], \\
R_{+---} &= 2 \sin \theta [\cos \theta - P_L - P_T^2 (\cos \theta \cos 2\phi + i \sin 2\phi)] \\
&\times [-m E_c |F_V|^2 - \frac{E_c^3}{m} |H_\sigma|^2 - \frac{E_c^3}{m} F_V H_\sigma^* - m E_c H_\sigma F_V^* - m \sqrt{E_c^2 - m^2} F_A F_V^* \\
&- \frac{E_c^2 \sqrt{E_c^2 - m^2}}{m} F_A H_\sigma^* - 2i E_c^2 \sqrt{E_c^2 - m^2} F_V H_T^* - 2i E_c^2 \sqrt{E_c^2 - m^2} H_\sigma H_T^* - 2i E_c (E_c^2 - m^2) F_A H_T^*], \\
R_{----} &= 2 \sin^2 \theta [1 - P_T^2 \cos 2\phi] \\
&\times [m^2 |F_V|^2 + \frac{E_c^4}{m^2} |H_\sigma|^2 + 4 E_c^2 (E_c^2 - m^2) |H_T|^2 \\
&+ 2 E_c^2 \text{Re}[F_V H_\sigma^*] - 4 m E_c \sqrt{E_c^2 - m^2} \text{Im}[F_V H_T^*] - \frac{4 E_c^3 \sqrt{E_c^2 - m^2}}{m} \text{Im}[H_\sigma H_T^*]], \tag{A1}
\end{aligned}$$

where the symbols $+$ ($-$) indicates the helicity $\lambda_1(\lambda_2)$ as $+1/2(-1/2)$, m denotes the mass of the hyperon B , and $E_c = M_{J/\psi}/2$ represents half of the center-of-mass energy.

Appendix B: Decay SDM of hyperons

The decay SDM T for decay process $B \rightarrow B_1 \pi$ can be expressed as:

$$\begin{aligned}
T_{++++} &= \frac{1}{4} (1 + \alpha_D) (1 + \cos \theta), \\
T_{-+++} &= \frac{1}{4} (1 + \alpha_D) \sin \theta (\cos \phi - i \sin \phi), \\
T_{+-++} &= \frac{1}{4} (i \beta_D - \gamma_D) \sin \theta, \\
T_{++-+} &= \frac{1}{4} (1 + \alpha_D) \sin \theta (\cos \phi + i \sin \phi), \\
T_{+++-} &= -\frac{1}{4} (i \beta_D + \gamma_D) \sin \theta, \\
T_{--++} &= -\frac{1}{4} (i \beta_D - \gamma_D) (1 + \cos \theta) (\cos \phi - i \sin \phi), \\
T_{-+-+} &= \frac{1}{4} (1 + \alpha_D) (1 - \cos \theta), \\
T_{-++-} &= -\frac{1}{4} (i \beta_D + \gamma_D) (1 - \cos \theta) (\cos \phi - i \sin \phi),
\end{aligned}$$

$$\begin{aligned}
T_{+--+} &= \frac{1}{4} (i \beta_D - \gamma_D) (1 - \cos \theta) (\cos \phi + i \sin \phi), \\
T_{+-+-} &= \frac{1}{4} (1 - \alpha_D) (1 - \cos \theta), \\
T_{++--} &= \frac{1}{4} (i \beta_D + \gamma_D) (1 + \cos \theta) (\cos \phi + i \sin \phi), \\
T_{----+} &= -\frac{1}{4} (i \beta_D - \gamma_D) \sin \theta, \\
T_{---+} &= -\frac{1}{4} (1 - \alpha_D) \sin \theta (\cos \phi - i \sin \phi), \\
T_{-+--} &= \frac{1}{4} (i \beta_D + \gamma_D) \sin \theta, \\
T_{+---} &= -\frac{1}{4} (1 - \alpha_D) \sin \theta (\cos \phi + i \sin \phi), \\
T_{-----} &= \frac{1}{4} (1 - \alpha_D) (1 + \cos \theta), \tag{B1}
\end{aligned}$$

where θ and ϕ denote the polar and azimuthal angles of B_1 in B helicity frame, parameters α_D , β_D , and γ_D , as defined by Eq. 15, are the decay parameters for B_1 .

Appendix C: Isospin decomposition

In this section, we present the correspondence between CP violation observables and the weak and strong phase angles in the decay processes of Λ , Σ^+ , Ξ^- and Ξ^0 hyperons. This analytical framework was established in Ref. [51]. However, we note that the original work did not provide results retaining the full leading-order contributions from the $\Delta I = 3/2$

amplitudes. Recent experimental measurements suggest that the $\Delta I = 3/2$ contributions are non-negligible [91], so we include the leading-order $\Delta I = 3/2$ terms in our analysis. A numerical estimate of the $\Delta I = 3/2$ partial-wave amplitudes is provided in Appendix D.

The decay amplitudes for $\Lambda \rightarrow p\pi^-$ are [51]

$$A_S = -\frac{\sqrt{2}}{\sqrt{3}}S_{11}e^{i(\delta_1^S+\phi_{11}^S)} + \frac{1}{\sqrt{3}}S_{33}e^{i(\delta_3^S+\phi_{33}^S)}, \quad (C1)$$

$$A_P = -\frac{\sqrt{2}}{\sqrt{3}}P_{11}e^{i(\delta_1^P+\phi_{11}^P)} + \frac{1}{\sqrt{3}}P_{33}e^{i(\delta_3^P+\phi_{33}^P)}. \quad (C2)$$

Experimentally we know that $\Delta I = 3/2$ amplitudes are smaller than $\Delta I = 1/2$ amplitudes. If we work to first order in the $\Delta I = 3/2$ amplitude and the weak-interaction phases, we find

$$A_{CP} = -\tan(\delta_1^P - \delta_1^S)\tan(\phi_{11}^P - \phi_{11}^S) \left[1 - \frac{1}{\sqrt{2}}\frac{S_{33}}{S_{11}} \left(\frac{\sin(\delta_1^P - \delta_3^S)\sin(\phi_{11}^P - \phi_{33}^S)}{\sin(\delta_1^P - \delta_1^S)\sin(\phi_{11}^P - \phi_{11}^S)} - 1 \right) \right. \\ \left. - \frac{1}{\sqrt{2}}\frac{P_{33}}{P_{11}} \left(\frac{\sin(\delta_3^P - \delta_1^S)\sin(\phi_{33}^P - \phi_{11}^S)}{\sin(\delta_1^P - \delta_1^S)\sin(\phi_{11}^P - \phi_{11}^S)} - 1 \right) + \frac{1}{2}\frac{S_{33}P_{33}}{S_{11}P_{11}} \left(\frac{\sin(\delta_3^P - \delta_3^S)\sin(\phi_{33}^P - \phi_{33}^S)}{\sin(\delta_1^P - \delta_1^S)\sin(\phi_{11}^P - \phi_{11}^S)} - 1 \right) \right], \quad (C3)$$

$$B_{CP} = \tan(\phi_{11}^P - \phi_{11}^S) \left[1 - \frac{1}{\sqrt{2}}\frac{S_{33}}{S_{11}} \left(\frac{\sin(\phi_{11}^P - \phi_{33}^S)}{\sin(\phi_{11}^P - \phi_{11}^S)} - 1 \right) \right. \\ \left. - \frac{1}{\sqrt{2}}\frac{P_{33}}{P_{11}} \left(\frac{\sin(\phi_{33}^P - \phi_{11}^S)}{\sin(\phi_{11}^P - \phi_{11}^S)} - 1 \right) + \frac{1}{2}\frac{S_{33}P_{33}}{S_{11}P_{11}} \left(\frac{\sin(\phi_{33}^P - \phi_{33}^S)}{\sin(\phi_{11}^P - \phi_{11}^S)} - 1 \right) \right], \quad (C4)$$

$$\Delta C = \tan(\delta_1^P - \delta_1^S) \left[1 - \frac{1}{\sqrt{2}}\frac{S_{33}}{S_{11}} \left(\frac{\sin(\delta_1^P - \delta_3^S)}{\sin(\delta_1^P - \delta_1^S)} - 1 \right) \right. \\ \left. - \frac{1}{\sqrt{2}}\frac{P_{33}}{P_{11}} \left(\frac{\sin(\delta_3^P - \delta_1^S)}{\sin(\delta_1^P - \delta_1^S)} - 1 \right) + \frac{1}{2}\frac{S_{33}P_{33}}{S_{11}P_{11}} \left(\frac{\sin(\delta_3^P - \delta_3^S)}{\sin(\delta_1^P - \delta_1^S)} - 1 \right) \right]. \quad (C5)$$

The decay amplitudes for $\Sigma^+ \rightarrow p\pi^0$ are [51]

$$A_S = -\frac{\sqrt{2}}{3} \left(S_{11}e^{i\phi_{11}^S} + \frac{1}{2}S_{31}e^{i\phi_{31}^S} \right) e^{i\delta_1^S} + \frac{\sqrt{2}}{3} \left(S_{13}e^{i\phi_{13}^S} - \frac{2\sqrt{2}}{\sqrt{5}}S_{33}e^{i\phi_{33}^S} \right) e^{i\delta_3^S}, \quad (C6)$$

$$A_P = -\frac{\sqrt{2}}{3} \left(P_{11}e^{i\phi_{11}^P} + \frac{1}{2}S_{31}e^{i\phi_{31}^P} \right) e^{i\delta_1^P} + \frac{\sqrt{2}}{3} \left(P_{13}e^{i\phi_{13}^P} - \frac{2\sqrt{2}}{\sqrt{5}}P_{33}e^{i\phi_{33}^P} \right) e^{i\delta_3^P}. \quad (C7)$$

Calculating the decay asymmetries we obtain

$$A_{CP} = -\tan(\delta_1^P - \delta_1^S)\tan(\bar{\phi}_1^P - \bar{\phi}_1^S) \left[1 - \frac{\bar{S}_3}{\bar{S}_1} \left(\frac{\sin(\delta_1^P - \delta_3^S)\sin(\bar{\phi}_1^P - \bar{\phi}_3^S)}{\sin(\delta_1^P - \delta_1^S)\sin(\bar{\phi}_1^P - \bar{\phi}_1^S)} - 1 \right) \right. \\ \left. - \frac{\bar{P}_3}{\bar{P}_1} \left(\frac{\sin(\delta_3^P - \delta_1^S)\sin(\bar{\phi}_3^P - \bar{\phi}_1^S)}{\sin(\delta_1^P - \delta_1^S)\sin(\bar{\phi}_1^P - \bar{\phi}_1^S)} - 1 \right) + \frac{\bar{S}_3\bar{P}_3}{\bar{S}_1\bar{P}_1} \left(\frac{\sin(\delta_3^P - \delta_3^S)\sin(\bar{\phi}_3^P - \bar{\phi}_3^S)}{\sin(\delta_1^P - \delta_1^S)\sin(\bar{\phi}_1^P - \bar{\phi}_1^S)} - 1 \right) \right], \quad (C8)$$

$$B_{CP} = \tan(\bar{\phi}_1^P - \bar{\phi}_1^S) \\ \times \left[1 - \frac{\bar{S}_3}{\bar{S}_1} \left(\frac{\sin(\bar{\phi}_1^P - \bar{\phi}_3^S)}{\sin(\bar{\phi}_1^P - \bar{\phi}_1^S)} - 1 \right) - \frac{\bar{P}_3}{\bar{P}_1} \left(\frac{\sin(\bar{\phi}_3^P - \bar{\phi}_1^S)}{\sin(\bar{\phi}_1^P - \bar{\phi}_1^S)} - 1 \right) + \frac{\bar{S}_3\bar{P}_3}{\bar{S}_1\bar{P}_1} \left(\frac{\sin(\bar{\phi}_3^P - \bar{\phi}_3^S)}{\sin(\bar{\phi}_1^P - \bar{\phi}_1^S)} - 1 \right) \right], \quad (C9)$$

$$\Delta C = \tan(\delta_1^P - \delta_1^S) \\ \times \left[1 - \frac{\bar{S}_3}{\bar{S}_1} \left(\frac{\sin(\delta_1^P - \delta_3^S)}{\sin(\delta_1^P - \delta_1^S)} - 1 \right) - \frac{\bar{P}_3}{\bar{P}_1} \left(\frac{\sin(\delta_3^P - \delta_1^S)}{\sin(\delta_1^P - \delta_1^S)} - 1 \right) + \frac{\bar{S}_3\bar{P}_3}{\bar{S}_1\bar{P}_1} \left(\frac{\sin(\delta_3^P - \delta_3^S)}{\sin(\delta_1^P - \delta_1^S)} - 1 \right) \right], \quad (C10)$$

where

$$\bar{S}_1 = S_{11} + \frac{1}{2}S_{31}, \quad \bar{S}_3 = S_{13} - 2\sqrt{\frac{2}{5}}S_{33}, \quad (C11)$$

$$\bar{\phi}_1^S = \frac{S_{11}\phi_{11}^S + \frac{1}{2}S_{31}\phi_{31}^S}{S_{11} + \frac{1}{2}S_{31}}, \quad \bar{\phi}_3^S = \frac{S_{13}\phi_{13}^S - 2\sqrt{\frac{2}{5}}S_{33}\phi_{33}^S}{S_{13} - 2\sqrt{\frac{2}{5}}S_{33}}. \quad (\text{C12})$$

The decay amplitudes for $\Xi^- \rightarrow \Lambda\pi^-$ are [51]

$$A_S = \left(S_{12}e^{i\phi_{12}^S} + \frac{1}{2}S_{32}e^{i\phi_{32}^S} \right) e^{i\delta_2^S}, \quad (\text{C13})$$

$$A_P = \left(P_{12}e^{i\phi_{12}^P} + \frac{1}{2}P_{32}e^{i\phi_{32}^P} \right) e^{i\delta_2^P}. \quad (\text{C14})$$

The discussion goes completely parallel to that for Λ decay and we find

$$A_{CP} = -\tan(\delta_2^P - \delta_2^S) \tan(\phi_{12}^P - \phi_{12}^S) \left[1 + \frac{1}{2} \frac{S_{32}}{S_{12}} \left(\frac{\sin(\phi_{12}^P - \phi_{32}^S)}{\sin(\phi_{12}^P - \phi_{12}^S)} - 1 \right) \right. \\ \left. + \frac{1}{2} \frac{P_{32}}{P_{12}} \left(\frac{\sin(\phi_{32}^P - \phi_{12}^S)}{\sin(\phi_{12}^P - \phi_{12}^S)} - 1 \right) + \frac{1}{4} \frac{S_{32}P_{32}}{S_{12}P_{12}} \left(\frac{\sin(\phi_{32}^P - \phi_{32}^S)}{\sin(\phi_{12}^P - \phi_{12}^S)} - 1 \right) \right], \quad (\text{C15})$$

$$B_{CP} = \tan(\phi_{12}^P - \phi_{12}^S) \left[1 + \frac{1}{2} \frac{S_{32}}{S_{12}} \left(\frac{\sin(\phi_{12}^P - \phi_{32}^S)}{\sin(\phi_{12}^P - \phi_{12}^S)} - 1 \right) \right. \\ \left. + \frac{1}{2} \frac{P_{32}}{P_{12}} \left(\frac{\sin(\phi_{32}^P - \phi_{12}^S)}{\sin(\phi_{12}^P - \phi_{12}^S)} - 1 \right) + \frac{1}{4} \frac{S_{32}P_{32}}{S_{12}P_{12}} \left(\frac{\sin(\phi_{32}^P - \phi_{32}^S)}{\sin(\phi_{12}^P - \phi_{12}^S)} - 1 \right) \right], \quad (\text{C16})$$

$$\Delta C = \tan(\delta_2^P - \delta_2^S). \quad (\text{C17})$$

while for $\Xi^0 \rightarrow \Lambda\pi^0$

$$A_S = \frac{1}{\sqrt{2}} \left(S_{12}e^{i\phi_{12}^S} - S_{32}e^{i\phi_{32}^S} \right) e^{i\delta_2^S}, \quad (\text{C18})$$

$$A_P = \frac{1}{\sqrt{2}} \left(P_{12}e^{i\phi_{12}^P} - P_{32}e^{i\phi_{32}^P} \right) e^{i\delta_2^P}. \quad (\text{C19})$$

And we have

$$A_{CP} = -\tan(\delta_2^P - \delta_2^S) \tan(\phi_{12}^P - \phi_{12}^S) \\ \times \left[1 - \frac{S_{32}}{S_{12}} \left(\frac{\sin(\phi_{12}^P - \phi_{32}^S)}{\sin(\phi_{12}^P - \phi_{12}^S)} - 1 \right) - \frac{P_{32}}{P_{12}} \left(\frac{\sin(\phi_{32}^P - \phi_{12}^S)}{\sin(\phi_{12}^P - \phi_{12}^S)} - 1 \right) + \frac{S_{32}P_{32}}{S_{12}P_{12}} \left(\frac{\sin(\phi_{32}^P - \phi_{32}^S)}{\sin(\phi_{12}^P - \phi_{12}^S)} - 1 \right) \right], \quad (\text{C20})$$

$$B_{CP} = \tan(\phi_{12}^P - \phi_{12}^S) \\ \times \left[1 - \frac{S_{32}}{S_{12}} \left(\frac{\sin(\phi_{12}^P - \phi_{32}^S)}{\sin(\phi_{12}^P - \phi_{12}^S)} - 1 \right) - \frac{P_{32}}{P_{12}} \left(\frac{\sin(\phi_{32}^P - \phi_{12}^S)}{\sin(\phi_{12}^P - \phi_{12}^S)} - 1 \right) + \frac{S_{32}P_{32}}{S_{12}P_{12}} \left(\frac{\sin(\phi_{32}^P - \phi_{32}^S)}{\sin(\phi_{12}^P - \phi_{12}^S)} - 1 \right) \right], \quad (\text{C21})$$

$$\Delta C = \tan(\delta_2^P - \delta_2^S). \quad (\text{C22})$$

Appendix D: Partial-Wave Amplitude Analysis

In this section, we present a numerical analysis of the contributions from different partial-wave amplitudes for Λ and Ξ decays. While a similar analysis has been performed in Ref. [61], we offer an alternative approach to this investigation.

For the decay process $B_1 \rightarrow B_2\pi$, the decay width is

given by:

$$\Gamma = \frac{|\vec{p}|}{8\pi m_1^2} \frac{1}{2} \sum_{\lambda_1 \lambda_2} |\mathcal{M}_{\lambda_1, \lambda_2}|^2, \quad (\text{D1})$$

where m_1 is the mass of the B_1 hyperon, $|\vec{p}|$ is the momentum of the B_2 baryon in the B_1 rest frame, and λ_1 and λ_2 are the helicity of B_1 and B_2 , respectively. The decay amplitude \mathcal{M} can be expressed as [94]

$$\mathcal{M}_{\lambda_1 \lambda_2} = G_F m_\pi^2 \bar{u}_{B_1} (A - B\gamma_5) u_{B_1}, \quad (\text{D2})$$

where $G_F = 1.166 \times 10^{-5} \text{ GeV}^{-2}$ is the Fermi coupling parameter, and $m_\pi = (m_{\pi^+} + m_{\pi^-} + m_{\pi^0})/3$ denotes the averaged pion mass. The parameters A and B are related to the S- and P-wave amplitudes via

$$\begin{aligned} A_S &= A, \\ A_P &= \frac{|\vec{p}|}{(E_2 + m_2)} B, \end{aligned} \quad (\text{D3})$$

with m_2 being the B_2 baryon mass and E_2 is its energy in the B_1 rest frame. Thus, we obtain

$$\Gamma = \frac{|\vec{p}|(E_2 + m_2)}{4\pi m_1} (A^2 + \frac{|\vec{p}|^2}{(E_2 + m_2)^2} B^2)$$

$$= \frac{|\vec{p}|(E_2 + m_2)}{4\pi m_1} G_F m_\pi^4 (A_S^2 + A_P^2). \quad (\text{D4})$$

For the decay process $\Lambda \rightarrow p\pi^-$, the partial wave amplitudes are given by Eqs. C1 and C2, while for $\Lambda \rightarrow n\pi^0$ they take the form

$$A_S = \frac{1}{\sqrt{3}} S_{11} e^{i(\tilde{\delta}_1^S + \phi_{11}^S)} + \frac{\sqrt{2}}{\sqrt{3}} S_{33} e^{i(\tilde{\delta}_3^S + \phi_{33}^S)}, \quad (\text{D5})$$

$$A_P = \frac{1}{\sqrt{3}} P_{11} e^{i(\tilde{\delta}_1^P + \phi_{11}^P)} + \frac{\sqrt{2}}{\sqrt{3}} P_{33} e^{i(\tilde{\delta}_3^P + \phi_{33}^P)}. \quad (\text{D6})$$

Under isospin conservation, both $\Lambda \rightarrow p\pi^-$ and $\Lambda \rightarrow n\pi^0$ share identical final-state strong interaction phases $\delta_i^L = \tilde{\delta}_i^L$. However, the mass difference between the decay products introduces momentum-dependent corrections to these phase [61]. We summarize the phase differences between these processes in Table V.

TABLE V: Values of the $N - \pi$ scattering phase shifts δ_{2I}^L relevant for Λ decays from [95].

	δ_1^S ($^\circ$)	δ_3^S ($^\circ$)	δ_1^P ($^\circ$)	δ_3^P ($^\circ$)
$\Lambda \rightarrow p\pi^-$	6.39 ± 0.09	-4.46 ± 0.07	-0.77 ± 0.07	-0.71 ± 0.03
$\Lambda \rightarrow n\pi^0$	6.58 ± 0.10	-4.66 ± 0.07	-0.80 ± 0.08	-0.77 ± 0.04

Since the weak phase angle ϕ_{ij} , which represents CP violation, is very small, it is safe to neglect it in the analysis of this section. Then, the decay widths and asymmetry parameters for $\Lambda \rightarrow p\pi^-$ and $\Lambda \rightarrow n\pi^0$ are given by

$$\Gamma_{\Lambda \rightarrow p\pi} = \frac{|\vec{p}|(E_p + m_p)}{4\pi m_\Lambda} \frac{G_F m_\pi^4}{3} \left[2S_{11}^2 + 2P_{11}^2 + P_{33}^2 + S_{33}^2 - 2\sqrt{2}P_{11}P_{33} \cos(\delta_1^P - \delta_3^P) - 2\sqrt{2}S_{11}S_{33} \cos(\delta_1^S - \delta_3^S) \right], \quad (\text{D7})$$

$$\tilde{\Gamma}_{\Lambda \rightarrow n\pi} = \frac{|\vec{p}|(\tilde{E}_p + m_p)}{4\pi m_\Lambda} \frac{G_F m_\pi^4}{3} \left[S_{11}^2 + P_{11}^2 + 2P_{33}^2 + 2S_{33}^2 + 2\sqrt{2}P_{11}P_{33} \cos(\tilde{\delta}_1^P - \tilde{\delta}_3^P) + 2\sqrt{2}S_{11}S_{33} \cos(\tilde{\delta}_1^S - \tilde{\delta}_3^S) \right], \quad (\text{D8})$$

$$\alpha_{\Lambda \rightarrow p\pi} = \frac{2 \left[2P_{11}S_{11} \cos(\delta_1^P - \delta_1^S) - \sqrt{2}P_{11}S_{33} \cos(\delta_1^P - \delta_3^S) - \sqrt{2}P_{33}S_{11} \cos(\delta_1^S - \delta_3^P) + P_{33}S_{33} \cos(\delta_3^P - \delta_3^S) \right]}{2S_{11}^2 + 2P_{11}^2 + P_{33}^2 + S_{33}^2 - 2\sqrt{2}P_{11}P_{33} \cos(\delta_1^P - \delta_3^P) - 2\sqrt{2}S_{11}S_{33} \cos(\delta_1^S - \delta_3^S)}, \quad (\text{D9})$$

$$\tilde{\alpha}_{\Lambda \rightarrow n\pi} = \frac{2 \left(P_{11}S_{11} \cos(\tilde{\delta}_1^P - \tilde{\delta}_1^S) + \sqrt{2}P_{11}S_{33} \cos(\tilde{\delta}_1^P - \tilde{\delta}_3^S) + \sqrt{2}P_{33}S_{11} \cos(\tilde{\delta}_1^S - \tilde{\delta}_3^P) + 2P_{33}S_{33} \cos(\tilde{\delta}_3^P - \tilde{\delta}_3^S) \right)}{S_{11}^2 + P_{11}^2 + 2P_{33}^2 + 2S_{33}^2 + 2\sqrt{2}P_{11}P_{33} \cos(\tilde{\delta}_1^P - \tilde{\delta}_3^P) + 2\sqrt{2}S_{11}S_{33} \cos(\tilde{\delta}_1^S - \tilde{\delta}_3^S)}, \quad (\text{D10})$$

where

$$|\vec{p}| = \frac{1}{2m_\Lambda} \sqrt{(m_\Lambda - m_p + m_{\pi^-})(m_\Lambda - m_p - m_{\pi^-})(m_\Lambda + m_p - m_{\pi^-})(m_\Lambda + m_p + m_{\pi^-})}, \quad (\text{D11})$$

$$|\vec{p}| = \frac{1}{2m_\Lambda} \sqrt{(m_\Lambda - m_n + m_{\pi^0})(m_\Lambda - m_n - m_{\pi^0})(m_\Lambda + m_n - m_{\pi^0})(m_\Lambda + m_n + m_{\pi^0})}, \quad (\text{D12})$$

$$E_p = \frac{m_\Lambda^2 + m_p^2 - m_{\pi^-}^2}{2m_\Lambda}, \quad (\text{D13})$$

$$\tilde{E}_p = \frac{m_\Lambda^2 + m_n^2 - m_{\pi^0}^2}{2m_\Lambda}. \quad (\text{D14})$$

Using experimental inputs [91, 94] and theoretical constraints, we numerically determine the partial wave amplitudes A_S and A_P . The coupled nonlinear nature of these equations prevents analytical solutions, but reliable numerical results can be obtained using standard computational tools such as MATHEMATICA or ROOT.

The quadratic form of the equations yields multiple numerical solutions. To identify the physically meaningful solution branch, we impose the following constraints on the partial wave amplitudes:

$$S_{11} > 0, \quad |A_S| > |A_P|, \quad |S_{11}| > |S_{33}|, \quad |P_{11}| > |P_{33}|. \quad (\text{D15})$$

These conditions ensure that the phase of S_{11} is zero, the decay parameter γ_Λ is positive, and the $\Delta I = 1/2$ channel dominates over the $\Delta I = 3/2$ channel—a relationship widely confirmed in weak decays.

Table V reveals that the final-state strong interaction phase differences are small, yielding the approximation:

$$\cos(\delta_i^L - \delta_j^{L'}) \approx \cos(\tilde{\delta}_i^L - \tilde{\delta}_j^{L'}) \approx 1. \quad (\text{D16})$$

The impact of strong phases on isospin analysis is limited. If we neglect them, the error in partial wave amplitudes can be determined analytically. Taking the target partial wave set as $\mathbf{p} = \{S_{11}, S_{33}, P_{11}, P_{33}\}$ and the parameter set as $\mathbf{x} = \{\Gamma, \tilde{\Gamma}, \alpha, \tilde{\alpha}\}$, we obtain:

$$J_p = \frac{\partial \mathbf{p}}{\partial \mathbf{x}} = \left(\frac{\partial \mathbf{x}}{\partial \mathbf{p}} \right)^{-1} = (J_x)^{-1}, \quad (\text{D17})$$

and the error for partial wave amplitude reduces to

$$\sigma_{p,i} = \sqrt{J_{p,ij} \sigma_{x,jj} (J_p)^T_{ji}}, \quad (\text{D18})$$

where $\sigma_{x,jj} = \sigma_{x,j}^2$ is the error matrix of the parameter \mathbf{x} . The mean and error of parameters are valued as [91, 94]

$$\Gamma_{\Lambda \rightarrow p\pi} = (1.612 \pm 0.013) \times 10^{-15} \text{ GeV}, \quad (\text{D19})$$

$$\tilde{\Gamma}_{\Lambda \rightarrow n\pi} = (0.903 \pm 0.013) \times 10^{-15} \text{ GeV}, \quad (\text{D20})$$

$$\alpha_{\Lambda \rightarrow p\pi} = 0.764 \pm 0.008, \quad (\text{D21})$$

$$\tilde{\alpha}_{\Lambda \rightarrow n\pi} = 0.670 \pm 0.009. \quad (\text{D22})$$

Then we can determine both the magnitudes and uncertainties of the partial wave amplitudes when strong phases neglected.

When retaining the final-state strong interaction phases, we perform a straightforward Monte Carlo analysis to estimate uncertainties. Each input parameter, whether derived from experimental measurements or theoretical calculations, is treated as an independent Gaussian random variable characterized by its mean and standard deviation. We generate 10^5 pseudo-data samples for each parameter from these Gaussian distributions. Using these pseudo-data sets, we numerically solve the nonlinear equations and obtain all possible solutions. We then perform an error analysis separately for each set of solutions.

The numerical results for the partial-wave amplitudes from both methods are summarized in Table VI. Current experimental measurements of Λ decays yield two distinct solutions, each showing notable $\Delta I = 3/2$ contributions. In particular, one solution exhibits a ratio of $\Delta I = 3/2$ to $\Delta I = 1/2$ amplitudes exceeding 0.3. However, we emphasize that only one of the two solutions presented in Table VI is physically viable. To identify and exclude the non-physical solution, we examine the weak decay angle ϕ_Λ defined in Eq. 15:

$$\sin \phi_\Lambda = \frac{2(2P_{11}S_{11} \sin(\delta_1^P - \delta_1^S) - \sqrt{2}P_{11}S_{33} \sin(\delta_1^P - \delta_3^S) + \sqrt{2}P_{33}S_{11} \sin(\delta_1^S - \delta_3^P) + P_{33}S_{33} \sin(\delta_3^P - \delta_3^S))}{\sqrt{1 - \alpha_\Lambda^2} (2S_{11}^2 + 2P_{11}^2 + P_{33}^2 + S_{33}^2 - 2\sqrt{2}P_{11}P_{33} \cos(\delta_{11}^P - \delta_{33}^P) - 2\sqrt{2}S_{11}S_{33} \cos(\delta_{11}^S - \delta_{33}^S))} \quad (\text{D23})$$

Substituting both solutions into this expression gives two clearly separated predictions for ϕ_Λ :

$$\phi_\Lambda = \begin{cases} (-8.68 \pm 0.23)^\circ, & \text{solution 1 (s1),} \\ (-6.00 \pm 0.20)^\circ, & \text{solution 2 (s2).} \end{cases} \quad (\text{D24})$$

Unfortunately, the current experimental measurement, $\phi_\Lambda = -6.5^\circ \pm 3.5^\circ$ [94], lacks sufficient precise to distinguish between them. Accurate determination of ϕ_Λ requires polarization measurements of the final-state nucleons. A recent discussion of relevant experimental measurements can be found in Ref. [96], which may help resolve this ambiguity in future studies.

TABLE VI: Amplitude for the $\Delta I = 1/2$ and $\Delta I = 3/2$ transitions, and the corresponding $(\Delta I = 3/2)/(\Delta I = 1/2)$ amplitude ratios, in the Λ and Ξ hyperon decays. For each decay mode, the first row presents results without final-state strong phases, while the second row shows amplitudes obtained through Monte Carlo sampling including strong phase effects.

Decay mode	$\Delta I = 1/2$		$\Delta I = 3/2$		$(\Delta I = 3/2)/(\Delta I = 1/2)$	
	S	P	S	P	S ratio	P ratio
$\Xi \rightarrow \Lambda\pi$	2.0924 ± 0.0007	-0.4011 ± 0.0032	-0.1015 ± 0.0008	0.0258 ± 0.0040	-0.0485 ± 0.0004	-0.0644 ± 0.0099
$\Lambda \rightarrow N\pi$	s1 1.7682 ± 0.0072	0.7719 ± 0.0085	0.0573 ± 0.0075	-0.0430 ± 0.0078	0.0324 ± 0.0043	-0.0557 ± 0.0101
	s2 1.3888 ± 0.0069	1.1513 ± 0.0087	-0.4792 ± 0.0070	0.4936 ± 0.0083	-0.3451 ± 0.0040	0.4287 ± 0.0108
$\Xi \rightarrow \Lambda\pi$	2.0923 ± 0.0007	-0.4013 ± 0.0032	-0.1016 ± 0.0008	0.0257 ± 0.0040	-0.0485 ± 0.0004	-0.0641 ± 0.0099
$\Lambda \rightarrow N\pi$	s1 1.7646 ± 0.0072	0.7798 ± 0.0086	0.0592 ± 0.0077	-0.0442 ± 0.0079	0.0336 ± 0.0044	-0.0567 ± 0.0076
	s2 1.3962 ± 0.0070	1.1487 ± 0.0088	-0.4729 ± 0.0071	0.4840 ± 0.0084	-0.3387 ± 0.0040	0.4213 ± 0.0080

Similarly, for the decay $\Xi^- \rightarrow \Lambda\pi^-$ and $\Xi^0 \rightarrow \Lambda\pi^0$, the decay widths and asymmetry parameters are given by:

$$\Gamma_{\Xi^- \rightarrow \Lambda\pi^-} = \frac{|\vec{p}| (E_\Lambda + m_\Lambda)}{4\pi m_{\Xi^-}} \frac{G_F m_\pi^4}{4} ((2P_{12} + P_{32})^2 + (2S_{12} + S_{32})^2), \quad (\text{D25})$$

$$\tilde{\Gamma}_{\Xi^0 \rightarrow \Lambda\pi^0} = \frac{|\vec{\tilde{p}}| (\tilde{E}_\Lambda + m_\Lambda)}{4\pi m_{\Xi^0}} \frac{G_F m_\pi^4}{2} ((P_{12} - P_{32})^2 + (S_{12} - S_{32})^2), \quad (\text{D26})$$

$$\alpha_{\Xi^- \rightarrow \Lambda\pi^-} = \frac{2(2P_{12} + P_{32})(2S_{12} + S_{32}) \cos(\delta_2^P - \delta_2^S)}{(2P_{12} + P_{32})^2 + (2S_{12} + S_{32})^2}, \quad (\text{D27})$$

$$\tilde{\alpha}_{\Xi^0 \rightarrow \Lambda\pi^0} = \frac{2(P_{12} - P_{32})(S_{12} - S_{32}) \cos(\tilde{\delta}_2^P - \tilde{\delta}_2^S)}{(P_{12} - P_{32})^2 + (S_{12} - S_{32})^2}, \quad (\text{D28})$$

with the kinematic quantities:

$$|\vec{p}| = \frac{\sqrt{(m_{\Xi^-} - m_\Lambda - m_{\pi^-})(m_{\Xi^-} - m_\Lambda + m_{\pi^-})(m_{\Xi^-} + m_\Lambda - m_{\pi^-})(m_{\Xi^-} + m_\Lambda + m_{\pi^-})}}{2m_{\Xi^-}}, \quad (\text{D29})$$

$$|\vec{\tilde{p}}| = \frac{\sqrt{(m_{\Xi^0} - m_\Lambda - m_{\pi^0})(m_{\Xi^0} - m_\Lambda + m_{\pi^0})(m_{\Xi^0} + m_\Lambda - m_{\pi^0})(m_{\Xi^0} + m_\Lambda + m_{\pi^0})}}{2m_{\Xi^0}}, \quad (\text{D30})$$

$$E_\Lambda = \frac{m_{\Xi^-}^2 + m_\Lambda^2 - m_{\pi^-}^2}{2m_{\Xi^-}}, \quad (\text{D31})$$

$$\tilde{E}_\Lambda = \frac{m_{\Xi^0}^2 + m_\Lambda^2 - m_{\pi^0}^2}{2m_{\Xi^0}}. \quad (\text{D32})$$

Following experimental constraints [72, 91, 94], we fix the parameter values and their uncertainties as:

$$\Gamma_{\Xi^- \rightarrow \Lambda\pi^-} = (4.01133 \pm 0.00014) \times 10^{-15} \text{ GeV}, \quad (\text{D33})$$

$$\tilde{\Gamma}_{\Xi^0 \rightarrow \Lambda\pi^0} = (2.25885 \pm 0.00027) \times 10^{-15} \text{ GeV}, \quad (\text{D34})$$

$$\alpha_{\Xi^- \rightarrow \Lambda\pi^-} = -0.367 \pm 0.004, \quad (\text{D35})$$

$$\tilde{\alpha}_{\Xi^0 \rightarrow \Lambda\pi^0} = -0.3750 \pm 0.0034, \quad (\text{D36})$$

while the final-state strong phases are determined to be [72, 91]:

$$\delta_2^P - \delta_2^S = (1.89 \pm 1.15)^\circ, \text{ for } \Xi^- \rightarrow \Lambda\pi^- \text{ decay}, \quad (\text{D37})$$

$$\tilde{\delta}_2^P - \tilde{\delta}_2^S = (-0.74 \pm 0.97)^\circ, \text{ for } \Xi^0 \rightarrow \Lambda\pi^0 \text{ decay}. \quad (\text{D38})$$

Following the same computational framework, we estimate the magnitudes and uncertainties of various partial wave amplitudes in Ξ decays, as presented in Table VI. Notably, Eqs. C17 and C22 show that the final-state strong phases are unaffected by $\Delta I = 3/2$ partial wave contributions, which confirms the validity of the measurements reported in Ref. [72, 91]. However, Eqs. C16 and C21 reveal that weak phases do include $\Delta I = 3/2$ components. Neglecting these contributions would significantly distort the physical interpretation.

Appendix E: Sensitivity curve

Under the chosen BESIII statistics, we illustrate how the sensitivities to the weak decay parameters α_- and α_+

(including ϕ_Ξ and $\bar{\phi}_\Xi$ for Ξ^- and Ξ^0 decays), the parity-violating term F_A , and the electric dipole moments of Λ , Σ^+ , Ξ^- , and Ξ^0 hyperons vary with the degree of the beam polarization. The results are shown in Figs. 5, 6, 7, and 8.

-
- [1] G. Gamow, *Phys. Rev.* **70**, 572 (1946).
 - [2] G. Gamow, *Phys. Rev.* **71**, 273 (1947).
 - [3] A. Julie *et al.*, Louis Savenien Dupuis Journal of Multi-disciplinary Research [10.21839/lsdjmr.2023.v2.23](https://doi.org/10.21839/lsdjmr.2023.v2.23) (2023).
 - [4] A. D. Sakharov, *Pisma Zh. Eksp. Teor. Fiz.* **5**, 32 (1967).
 - [5] J. H. Christenson, J. W. Cronin, V. L. Fitch, and R. Turlay, *Phys. Rev. Lett.* **13**, 138 (1964).
 - [6] B. Aubert *et al.* (BABAR Collaboration), *Phys. Rev. Lett.* **87**, 091801 (2001).
 - [7] K. Abe *et al.* (Belle Collaboration), *Phys. Rev. Lett.* **87**, 091802 (2001).
 - [8] R. Aaij *et al.* (LHCb Collaboration), *Phys. Rev. Lett.* **122**, 211803 (2019).
 - [9] N. Cabibbo, *Phys. Rev. Lett.* **10**, 531 (1963).
 - [10] M. Kobayashi and T. Maskawa, *Prog. Theor. Phys.* **49**, 652 (1973), <https://academic.oup.com/ptp/article-pdf/49/2/652/5257692/49-2-652.pdf>.
 - [11] R. Jackiw and C. Rebbi, *Phys. Rev. Lett.* **37**, 172 (1976).
 - [12] V. Baluni, *Phys. Rev. D* **19**, 2227 (1979).
 - [13] B. K. Sahoo, *Phys. Rev. D* **95**, 013002 (2017).
 - [14] S. Weinberg, *Phys. Rev. D* **11**, 3583 (1975).
 - [15] R. D. Peccei (Springer Berlin Heidelberg, Berlin, Heidelberg, 2008) pp. 3–17.
 - [16] J. E. Kim and G. Carosi, *Rev. Mod. Phys.* **82**, 557 (2010).
 - [17] E. M. Purcell and N. F. Ramsey, *Phys. Rev.* **78**, 807 (1950).
 - [18] L. Landau, *Nuclear Physics* **3**, 127 (1957).
 - [19] W. Bernreuther and M. Suzuki, *Reviews of Modern Physics* **63**, 313 (1991).
 - [20] J. Schwinger, *Phys. Rev.* **82**, 914 (1951).
 - [21] G. Lüders, *Annals of Physics* **2**, 1 (1957).
 - [22] M. C. Weisskopf *et al.*, *Phys. Rev. Lett.* **21**, 1645 (1968).
 - [23] K. Abdullah *et al.*, *Phys. Rev. Lett.* **65**, 2347 (1990).
 - [24] J. Baron *et al.* (ACME Collaboration), *Science* **343**, 269 (2014).
 - [25] V. Andreev *et al.* (ACME Collaboration), *Nature (London)* **562**, 355 (2018).
 - [26] T. S. Roussy *et al.*, *Science* **381**, 46 (2023), <https://www.science.org/doi/pdf/10.1126/science.adg4084>.
 - [27] J. Bailey *et al.* (CERN Muon Storage Ring), *J. Phys. G* **4**, 345 (1978).
 - [28] G. W. Bennett *et al.* (Muon (g-2) Collaboration), *Phys. Rev. D* **80**, 052008 (2009).
 - [29] F. del Aguila and M. Sher, *Phys. Lett. B* **252**, 116 (1990).
 - [30] H. Albrecht *et al.* (ARGUS Collaboration), *Phys. Lett. B* **485**, 37 (2000).
 - [31] K. Inami *et al.* (Belle Collaboration), *Phys. Lett. B* **551**, 16 (2003).
 - [32] Y. Ema, T. Gao, and M. Pospelov, *Phys. Lett. B* **835**, 137496 (2022), [arXiv:2207.01679 \[hep-ph\]](https://arxiv.org/abs/2207.01679).
 - [33] J. H. Smith, E. M. Purcell, and N. F. Ramsey, *Phys. Rev.* **108**, 120 (1957).
 - [34] I. S. Altarev *et al.*, *JETP Lett. (USSR) (Engl. Transl.; (United States)* **29:12** (1979).
 - [35] J. M. Pendlebury *et al.*, *Phys. Rev. D* **92**, 092003 (2015).
 - [36] C. Abel *et al.*, *Phys. Rev. Lett.* **124**, 081803 (2020).
 - [37] J. P. Jacobs *et al.*, *Phys. Rev. A* **52**, 3521 (1995).
 - [38] M. V. Romalis *et al.*, *Phys. Rev. Lett.* **86**, 2505 (2001).
 - [39] W. C. Griffith *et al.*, *Phys. Rev. Lett.* **102**, 101601 (2009).
 - [40] B. Graner, Y. Chen, E. G. Lindahl, and B. R. Heckel, *Phys. Rev. Lett.* **116**, 161601 (2016).
 - [41] G. E. Harrison, P. G. H. Sandars, and S. J. Wright, *Phys. Rev. Lett.* **22**, 1263 (1969).
 - [42] V. F. Dmitriev and R. A. Sen'kov, *Phys. Rev. Lett.* **91**, 212303 (2003).
 - [43] B. K. Sahoo, *Phys. Rev. D* **95**, 013002 (2017).
 - [44] L. Pondrom *et al.*, *Phys. Rev. D* **23**, 814 (1981).
 - [45] A. Pich and E. de Rafael, *Nuclear Physics* **367**, 313 (1991).
 - [46] D. Atwood and A. Soni, *Physics Letters B* **291**, 293 (1992).
 - [47] B. Borasoy, *Phys. Rev. D* **61**, 114017 (2000).
 - [48] F.-K. Guo and U.-G. Meissner, *Journal of High Energy Physics* **2012** (2012).
 - [49] T. D. Lee and C. N. Yang, *Phys. Rev.* **108**, 1645 (1957).
 - [50] J. F. Donoghue and S. Pakvasa, *Phys. Rev. Lett.* **55**, 162 (1985).
 - [51] J. F. Donoghue, X.-G. He, and S. Pakvasa, *Phys. Rev. D* **34**, 833 (1986).
 - [52] J. Tandean and G. Valencia, *Phys. Rev. D* **67**, 056001 (2003).
 - [53] J. T. DONOHUE, *Phys. Rev.* **178**, 2288 (1969).
 - [54] H. Chen and R.-G. Ping, *Phys. Rev. D* **76**, 036005 (2007).
 - [55] E. Perotti, G. Fäldt, A. Kupsc, S. Leupold, and J. J. Song, *Phys. Rev. D* **99**, 056008 (2019), [arXiv:1809.04038 \[hep-ph\]](https://arxiv.org/abs/1809.04038).
 - [56] Z. Zhang, J. J. Song, and Y.-j. Zhou, *Phys. Rev. D* **109**, 036005 (2024), [arXiv:2312.04363 \[hep-ph\]](https://arxiv.org/abs/2312.04363).
 - [57] A. Z. Dubničková *et al.*, *Il Nuovo Cimento A* (1965-1970) **109**, 10.1007/BF02731012 (1996).
 - [58] E. Tomasi-Gustafsson, F. Lacroix, C. Duterte, and G. I. Gakh, *Eur. Phys. J. A* **24**, 419 (2005), [arXiv:nuc1-th/0503001](https://arxiv.org/abs/nuc1-th/0503001).
 - [59] H. Czyż *et al.*, *Phys. Rev. D* **75**, 074026 (2007).
 - [60] G. Fäldt and A. Kupsc, *Phys. Lett. B* **772**, 16 (2017), [arXiv:1702.07288 \[hep-ph\]](https://arxiv.org/abs/1702.07288).
 - [61] N. Salone, P. Adlarson, V. Batzskaya, A. Kupsc, S. Leupold, and J. Tandean, *Phys. Rev. D* **105**, 116022 (2022), [arXiv:2203.03035 \[hep-ph\]](https://arxiv.org/abs/2203.03035).
 - [62] Z. Zhang, J.-p. Lv, Z.-h. Yu, and Z.-t. Liang, *Phys. Rev. D* **110**, 074019 (2024), [arXiv:2406.03840 \[hep-ph\]](https://arxiv.org/abs/2406.03840).
 - [63] V. Batzskaya, A. Kupsc, N. Salone, and J. Wiechnik, *Phys. Rev. D* **108**, 016011 (2023), [arXiv:2302.07665 \[hep-ph\]](https://arxiv.org/abs/2302.07665).
 - [64] M. Ablikim *et al.*, *Nuclear Instruments and Methods in Physics Research Section A: Accelerators, Spectrometers, Detectors and Associated Equipment* **614**, 345 (2010).
 - [65] M. Ablikim *et al.*, *Chinese Physics C* **44**, 040001 (2020).

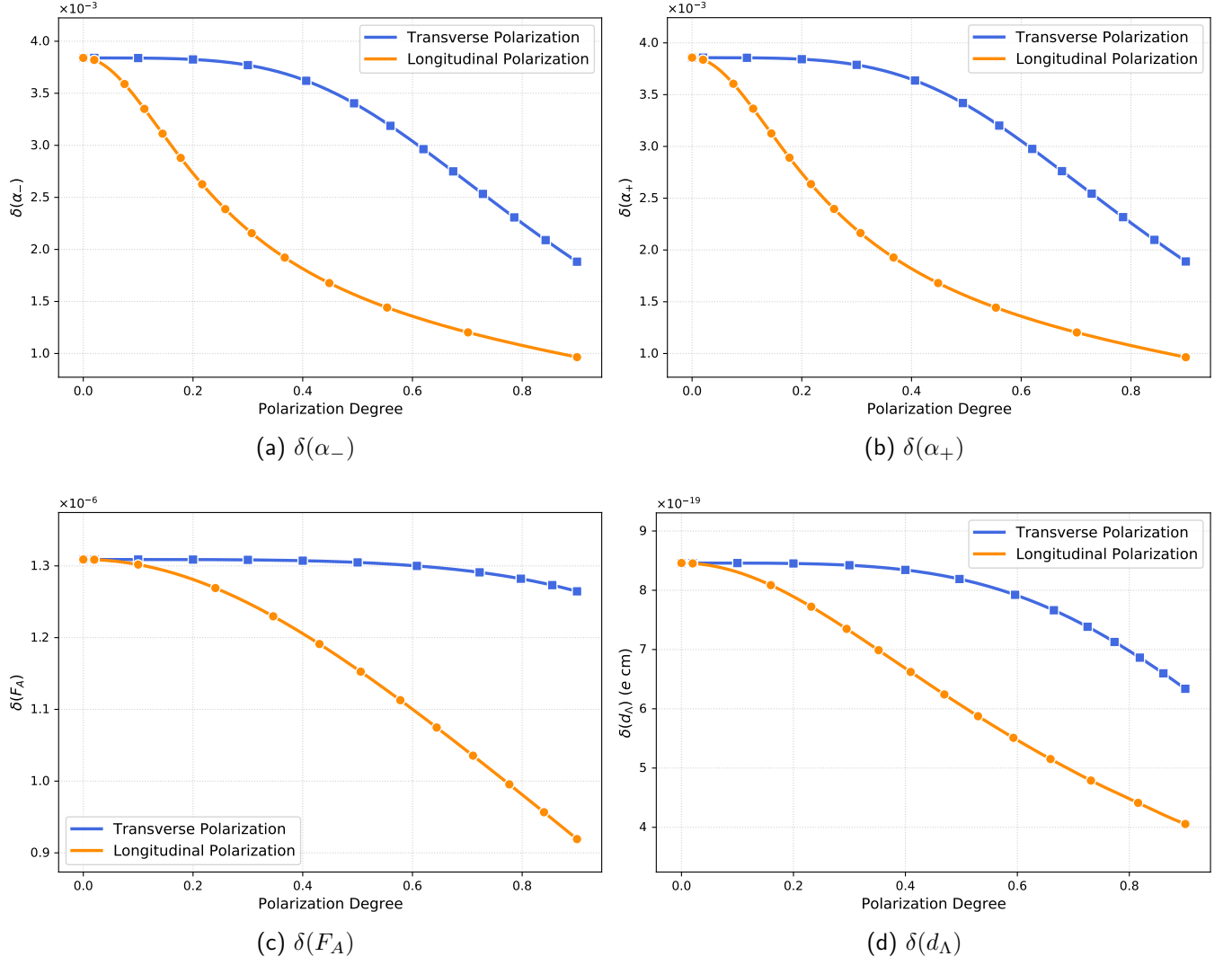


FIG. 5: Sensitivities of decay parameters (a) α_- , (b) α_+ , (c) the parity-violating term F_A , and (d) the electric dipole moment d_Λ to beam polarization variations in $J/\psi \rightarrow \Lambda(\rightarrow p\pi^-)\bar{\Lambda}(\rightarrow \bar{p}\pi^+)$ decays.

- [66] M. Ablikim *et al.* (BESIII Collaboration), [Chinese Physics C](#) **46**, 074001 (2022).
- [67] M. Ablikim *et al.* (BESIII Collaboration), [Phys. Rev. Lett.](#) **129**, 131801 (2022).
- [68] M. Ablikim *et al.* (BESIII Collaboration), [J. High Energ. Phys.](#) **2023**.
- [69] M. Ablikim *et al.* (BESIII Collaboration), [Phys. Rev. D](#) **105**, L011101 (2022).
- [70] M. Ablikim *et al.* (BESIII Collaboration), [Phys. Rev. Lett.](#) **125**, 052004 (2020).
- [71] M. Ablikim *et al.* (BESIII Collaboration), [Phys. Rev. D](#) **106**, L091101 (2022).
- [72] M. Ablikim *et al.* (BESIII Collaboration), [Nature](#) **606**, 64–69 (2022).
- [73] M. Ablikim *et al.* (BESIII Collaboration), [Phys. Rev. D](#) **108**, L031106 (2023).
- [74] M. Ablikim *et al.* (BESIII Collaboration), [Phys. Rev. D](#) **108**, L011101 (2023).
- [75] M. Ablikim *et al.* (BESIII Collaboration), [Phys. Rev. D](#) **100**, 051101 (2019).
- [76] [Phys. Rev. Lett.](#) **126**, 092002 (2021).
- [77] X. G. He and J. P. Ma, [Phys. Lett. B](#) **839**, 137834 (2023), [arXiv:2212.08243 \[hep-ph\]](#).
- [78] Y. Du, X.-G. He, J.-P. Ma, and X.-Y. Du, [Phys. Rev. D](#) **110**, 076019 (2024).
- [79] Z. Zhang, R.-G. Ping, T. Liu, J. J. Song, W. Yang, and Y.-j. Zhou, [Phys. Rev. D](#) **110**, 034034 (2024).
- [80] N. Salone, P. Adlarson, V. Batzskaya, A. Kupsc, S. Leupold, and J. Tandean, [Phys. Rev. D](#) **105**, 116022 (2022).
- [81] S. Zeng, Y. Xu, X. R. Zhou, J. J. Qin, and B. Zheng, [Chin. Phys. C](#) **47**, 113001 (2023), [arXiv:2306.15602 \[hep-ex\]](#).
- [82] Z. Zhang and J.-J. Song, [Chinese Physics C](#) **47**, 093101 (2023).
- [83] X. Cao, Y.-T. Liang, and R.-G. Ping, [Phys. Rev. D](#) **110**, 014035 (2024).
- [84] J. Fu, H.-B. Li, J.-P. Wang, F.-S. Yu, and J. Zhang, [Phys. Rev. D](#) **108**, L091301 (2023).
- [85] M. Achasov *et al.*, [Front. Phys. \(Beijing\)](#) **19**, 14701 (2024), [arXiv:2303.15790 \[hep-ex\]](#).
- [86] A. A. Sokolov and I. M. Ternov, [Dokl. Akad. Nauk SSSR](#) **153**, 1052 (1963).
- [87] X.-G. He, J. P. Ma, and B. McKellar, [Phys. Rev. D](#) **47**, R1744 (1993).
- [88] M. N. Rosenbluth, [Phys. Rev.](#) **79**, 615 (1950).
- [89] J. G. Korner and M. Kuroda, [Phys. Rev. D](#) **16**, 2165 (1977).
- [90] X.-G. He, J. P. Ma, and B. McKellar, [Phys. Rev. D](#) **49**, 4548 (1994).
- [91] M. Ablikim *et al.* (BESIII Collaboration), [Phys. Rev. Lett.](#) **132**, 101801 (2024).
- [92] R. A. Fisher, [Philosophical Transactions of the Royal Society of London. Series A, Containing Papers of a Mathematical or Physical Character](#) **222**, 309 (1922).
- [93] R. L. Workman *et al.* (Particle Data Group), [PTEP](#) **2022**, 083C01 (2022).
- [94] S. Navas *et al.* (Particle Data Group), [Phys. Rev. D](#) **110**, 030001 (2024).
- [95] M. Hoferichter, J. Ruiz de Elvira, B. Kubis, and U.-G. Meißner, [Physics Reports](#) **625**, 1 (2016), roy–Steiner-equation analysis of pion–nucleon scattering.
- [96] Y.-T. Liang, X.-R. Lv, A. Kupsc, B. Gou, and H.-B. Li, (2025), [arXiv:2501.02439 \[hep-ph\]](#).

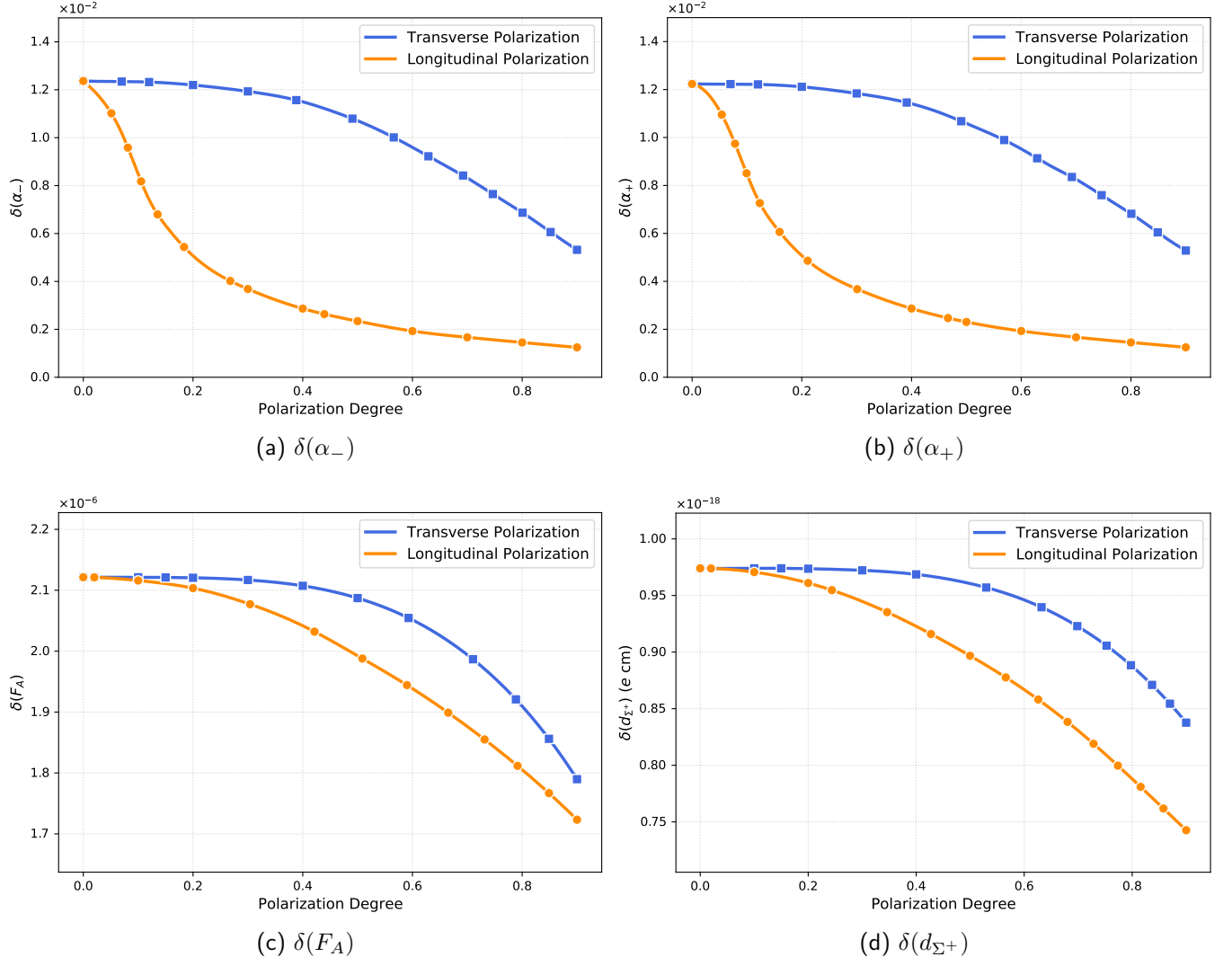


FIG. 6: Sensitivities of decay parameters (a) α_- and (b) α_+ , (c) P-violating term F_A , and (d) electric dipole moment d_{Σ^+} to beam polarization variations in $J/\psi \rightarrow \Sigma^+(\rightarrow p\pi^0)\bar{\Sigma}^-(\rightarrow \bar{p}\pi^0)$ decays.

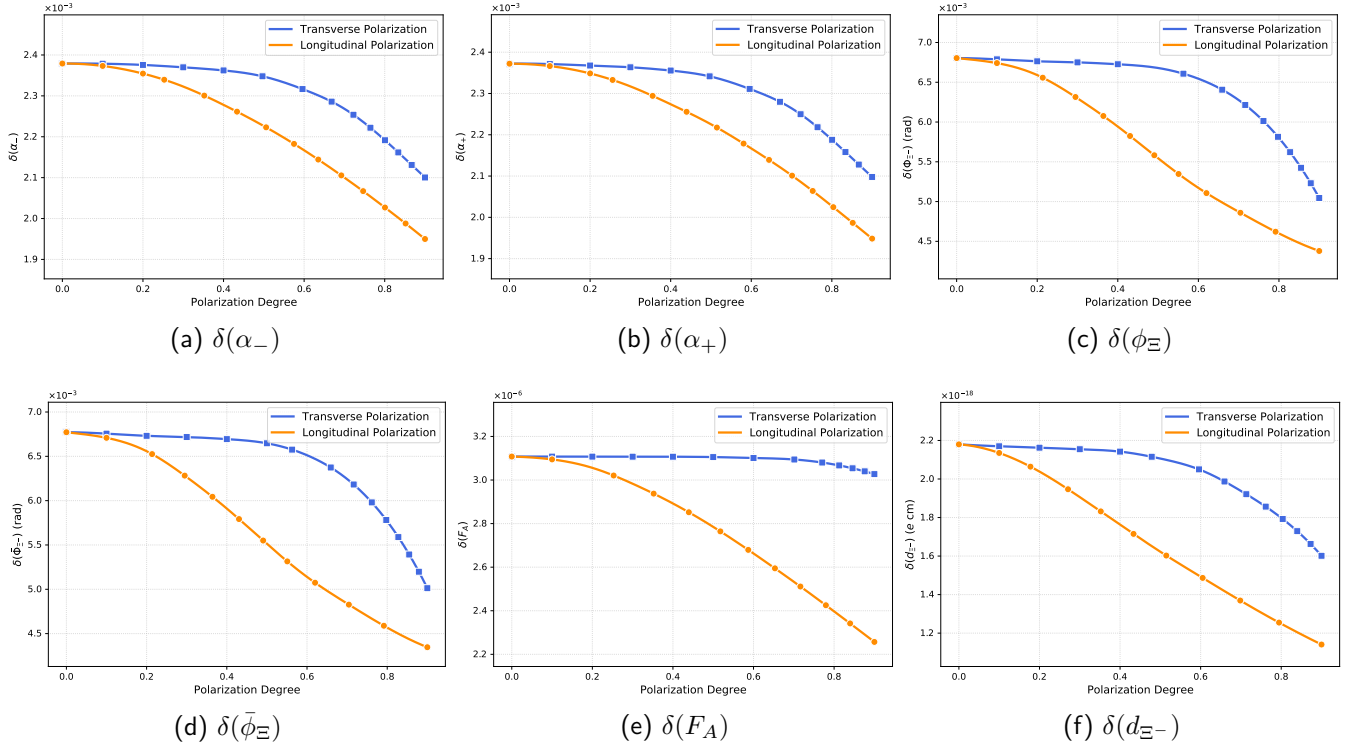


FIG. 7: Sensitivities for decay parameters (a) α_- , (b) α_+ , (c) ϕ_{Ξ} and (d) $\bar{\phi}_{\Xi}$, (e) P-violating term F_A , and (d) electric dipole moment $d_{\Xi-}$ in $J/\psi \rightarrow \Xi^-(\rightarrow \Lambda\pi^-)\bar{\Xi}^+(\rightarrow \bar{\Lambda}\pi^+)$ decays.

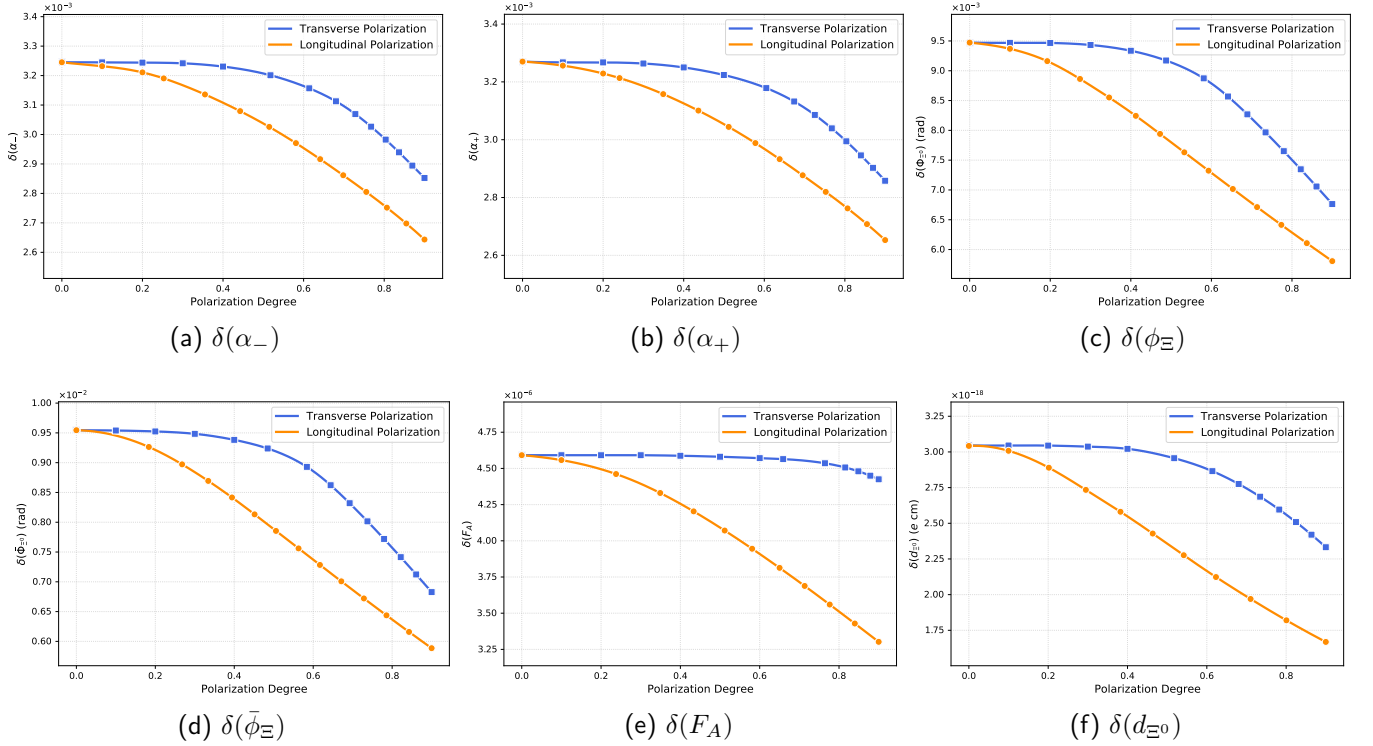


FIG. 8: Sensitivities for decay parameters (a) α_- , (b) α_+ , (c) ϕ_{Ξ} and (d) $\bar{\phi}_{\Xi}$, (e) P-violating term F_A , and (d) electric dipole moment d_{Ξ^0} in $J/\psi \rightarrow \Xi^-(\rightarrow \Lambda\pi^0)\bar{\Xi}^0(\rightarrow \bar{\Lambda}\pi^0)$ decays.