

Can Large Language Models Unveil the Mysteries? An Exploration of Their Ability to Unlock Information in Complex Scenarios

Chao Wang¹Luning Zhang¹Zheng Wang²Yang Zhou¹¹Shanghai University, Shanghai, China²Zhejiang University of Technology, Zhejiang, China

{cwang, saber_mio, zhangluning}@shu.edu.cn

zhengwang@zjut.edu.cn

Abstract

Combining multiple perceptual inputs and performing combinatorial reasoning in complex scenarios is a sophisticated cognitive function in humans. With advancements in multi-modal large language models, recent benchmarks tend to evaluate visual understanding across multiple images. However, they often overlook the necessity of combinatorial reasoning across multiple perceptual information. To explore the ability of advanced models to integrate multiple perceptual inputs for combinatorial reasoning in complex scenarios, we introduce two benchmarks: *Clue-Visual Question Answering (CVQA)*, with three task types to assess visual comprehension and synthesis, and *Clue of Password-Visual Question Answering (CPVQA)*, with two task types focused on accurate interpretation and application of visual data. For our benchmarks, we present three plug-and-play approaches: utilizing model input for reasoning, enhancing reasoning through minimum margin decoding with randomness generation, and retrieving semantically relevant visual information for effective data integration. The combined results reveal current models' poor performance on combinatorial reasoning benchmarks, even the state-of-the-art (SOTA) closed-source model achieves only 33.04% accuracy on *CVQA*, and drops to 7.38% on *CPVQA*. Notably, our approach improves the performance of models on combinatorial reasoning, with a 22.17% boost on *CVQA* and 9.40% on *CPVQA* over the SOTA closed-source model, demonstrating its effectiveness in enhancing combinatorial reasoning with multiple perceptual inputs in complex scenarios. The code will be publicly available.

1. Introduction

In complex scenarios, humans can integrate multiple perceptual information to perform combinatorial reasoning. As shown in Figure 1, color sequences are utilized to re-order colored numbers within complex scenarios. In recent years, Multi-modal Large Language Models (MLLMs)

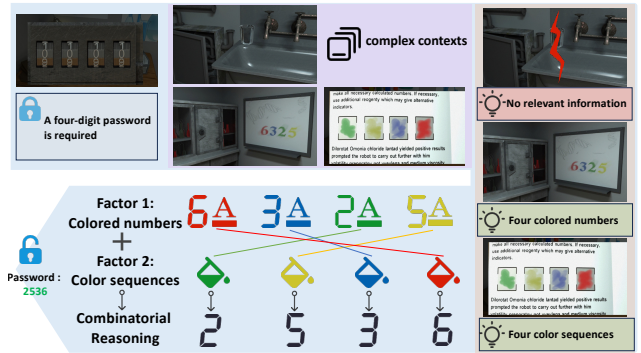


Figure 1. **Task Example.** Illustrates combinatorial reasoning with multiple perceptual inputs in complex scenarios.

[3, 19, 24, 36, 44] have advanced the development of visual language tasks by integrating visual encoders into pre-trained LLMs [24, 42, 43] to enable visual processing capabilities. Increasing research attention has been directed toward visual understanding in complex scenarios, including identifying positional relationships among entities [9, 27] and reasoning in complex scenarios [34, 54], such as visual commonsense reasoning [1, 46, 55], which often relies on single facts rather than integrating multiple information sources. However, prior studies have not examined models' abilities to combine multiple perceptual inputs and perform combinatorial reasoning in complex scenarios.

Prompt engineering has recently become the popular method for enhancing model performance, particularly in Chain of Thought (COT) reasoning [49] and reflection prompt [31]. To explore its role in combinatorial reasoning tasks that integrate multiple perceptual inputs in complex scenarios, we conduct tests by manual prompts to stimulate more thoughtful model responses and select 36 complex scenarios from the game 'Can you escape?' [38], such as "combination of reasoning between color sequences and colored numbers" in Figure 1, which require combinatorial reasoning across multiple perceptual information. To encourage thoughtful responses, we utilize manual prompts to

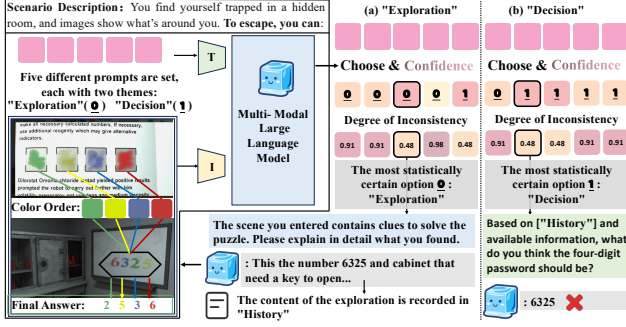


Figure 2. **Exploration Experiments.** Examples guide models to solve complex scenes through reasoning with manual prompts.

guide the model’s most confident choices, helping it gradually integrate multiple perceptual inputs and complete combinatorial reasoning, as shown in Figure 2. Specifically, the model determines whether to continue exploring the scene or proceed with a final action through five binary classification tasks, each featuring distinct prompt designs. A joint calibration set is constructed based on the original calibration set and the confidence interval from conformal prediction [56], enabling the calculation of inconsistency degrees. The action corresponding to the minimum inconsistency is then selected as the next step. If the model opts to continue exploring, an artificial cue is introduced, and the scene is described in detail. Alternatively, if the model decides to resolve the mystery, all scene images and cues are utilized for prediction. Experimental results show that, despite prompt engineering for ChatGPT-4o [24], reasoning failed in 36 scenarios, underscoring prompt engineering’s limited impact and details are in Sec. 5.1.

To address the absence of evaluation of combining multiple perceptual inputs and performing combinatorial reasoning in complex scenarios, we propose two benchmarks: 1) **Clue-Visual Question Answering (CVQA)** comprises three task types designed to test a model’s ability to integrate textual and visual perceptual information to identify relevant clues from unspecified visual data. The first task involves reasoning with a combination of unspecified visual entities located in different scenes that can interact, such as a “key” in one scene that can be used to unlock a “lock” in another scene. The second task involves reasoning with specified textual entities and unspecified visual entities, where the entities mentioned in the text can interact with a certain combination of visual entities in complex scenarios. The third task utilizes specified sequence types (e.g., number sequences, letter sequences, etc.) to combine all visual scenes to infer clues, such as ‘Four colored numbers’ and ‘Four color sequences’ in Figure 1. 2) **Clue of Password-Visual Question Answering (CPVQA)** consists of two task types that evaluate the model’s ability to combine visual perceptual information for accurate combinatorial reason-

ing. These tasks involve reasoning across all visual scenes to determine the final numeric sequence (e.g., 2536 in Figure 2) or entity code sequence (e.g., BCDA in Figure 3). In particular, our benchmarks include several unique features: 1) The questions in our benchmarks are designed to guide the model to achieve combinatorial reasoning in complex scenarios. 2) The topics in each of our complex scenarios remain consistent by selecting visually similar images from the same game level [38] rather than from existing datasets. 3) Our benchmarks’ scale is manually expanded to produce high-quality evaluations, with the effectiveness of this approach demonstrated in Sec. 3.2.

We propose three methods to bypass prompt engineering, aiming to explore and enhance the model’s ability to integrate multiple perceptual inputs for combinatorial reasoning in complex scenarios. Most current MLLMs effectively process only single-image inputs, so this study assumes the model accepts one image as input: 1) Contextual learning [32] has proven effective. To ensure the model processes all images during reasoning, MLLMs generate objective, detailed captions as rich sources of image information. These captions, along with questions, are input into LLMs and MLLMs for reasoning. A main scene image is selected to represent the overall theme of the complex scenario. 2) To avoid the labor of designing unique COT prompts for each scenario, the probability difference in predicted logits is leveraged to enhance reasoning [47]. Utilizing a minimum margin decoding strategy, confidence is assessed by comparing the top two options, then high-confidence tokens are introduced to generate coherent answers. 3) Building on recent advancements [16, 18], we propose an image-based semantic retrieval method to enhance visual detail for MLLMs. An advanced LLM predicts the relevance between questions and image captions, with the most relevant caption guiding scene selection for MLLM inference.

We make a thorough evaluation of various well-known MLLMs and LLMs on our proposed benchmarks. In **CVQA**, results of model inference (Sec. 4.1) are suboptimal, notably, COT reasoning without prompting (Sec. 4.2) and semantic retrieval (Sec. 4.3) improve performance by up to 19%. In **CPVQA**, performance falls short of expectations. Overall, while our method enhances combinatorial reasoning in complex scenarios, model accuracy remains low. Our **contributions** can be summarized as follows: 1) A comprehensive examination reveals that even SOTA models like ChatGPT-4o perform suboptimally in integrating multiple perceptual inputs for combinatorial reasoning in complex scenarios. 2) To our knowledge, this is the first study for combinatorial reasoning in complex scenarios requiring multiple perceptual inputs, with methods designed to bypass prompt engineering. 3) The proposed plug-and-play method achieves comparable improvements over SOTA closed-source models.

2. Problem Formulation

In this section, we introduce the problem formulation for the two benchmarks **CVQA** and **CPVQA**.

2.1. Formulation of CVQA

Given a question text Q_c and an image set $I_c = \{i_1, i_2, \dots, i_n\}$, **CVQA** can be categorized into three types: props search, props usage, and password clues.

- **Props search.** The question text Q_c serves as a guide, directing the model to combine information in complex scenarios I_c and identify objects that can be utilized. As illustrated in Figure 3, the Q_c is ‘Please find the props or related clues that can be used (interactive) in these scenes.’, guiding the model to infer that the half-pipe in scene 4 can be applied to the missing pipe in scene 1.
- **Props usage.** The question text Q_c explicitly specifies the name of the prop t_c , and infers where t_c can be applied from complex scenarios I_c . As shown in Figure 6, the Q_c is ‘And you have a prop: USB, what can this prop interact with?’, guiding the model to infer the appropriate application of t_c based on Q_c and the t_c combination, specifically the computer.
- **Password clues.** The clues for the password, such as numeric codes or letter sequences, are explicitly provided in the question text Q_c , while clues to decode the password in complex scenarios I_c are inferred, or the final sequence is directly given. As shown in Figure 7, Q_c is ‘Reason within this scenario and derive clues about the numeric code.’, where ‘numeric code’ represents password clues. The model is instructed to either infer password-related clues by integrating all scenarios in I_c (i.e., computer) or directly provide the password, in this case, ‘8462’.

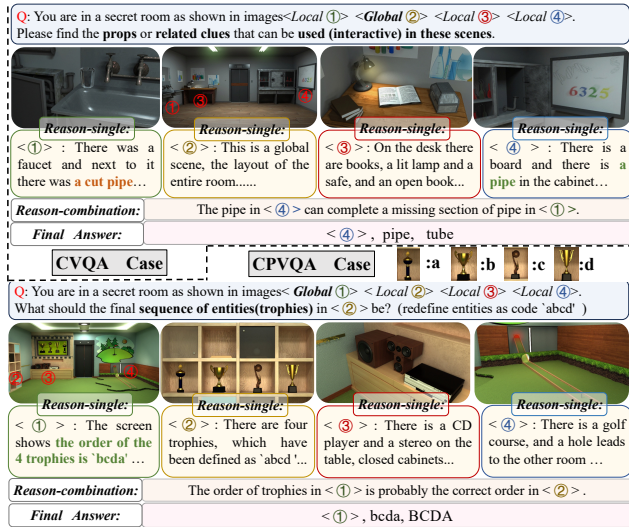


Figure 3. **Solution Formats.** The solution formats for different benchmarks in **CVQA** and **CPVQA**.

2.2. Formulation of CPVQA

Given a question text Q_p and an image set $I_p = \{i_a, i_b, \dots, i_k\}$, **CPVQA** is divided into two categories: passwords and sequence rearrangement.

- **Passwords.** The clues for the password, such as a numeric code or a sequence of letters, are explicitly provided in the problem text Q_p , while the sequence is inferred within complex scenarios I_p . As illustrated in Figure 8, Q_p is ‘Reasoning in this scenario and deriving a numerical code.’, where ‘numeric code’ serves as the password clue. The model is then directed to infer the numeric password sequence (e.g., 8462) by combining the password sequence found on the computer with the clues in the Q_p .
- **Sequence rearrangement.** The problem text Q_p utilizes codes to represent entities that need to be rearranged within a scene i_k in I_p , requiring the model to integrate information from all complex scenarios in I_p to infer the final sequence code. As illustrated in Figure 3, Q_p encodes the trophies in i_k , directing the model to combine the trophy sequence in scene x with the encoding defined in Q_p to infer the final sequence, (e.g., BCDA).

3. Benchmark

In this section, two benchmarks, **CVQA** and **CPVQA**, are introduced in detail. First, we present the structural composition of the two benchmarks in Sec. 3.1, followed by an extension of our construction method and the effectiveness of this method is demonstrated in Sec. 3.2.

3.1. Benchmark Structure

In this subsection, we introduce the image sources and question types of our proposed benchmarks.

Image source. In this study, we selected the game ‘Can You Escape?’ [38] as our image source due to its close resemblance to real-world visuals. The image named “scene1” in each image set is the main scene, and the other images are details of this scene. In addition to visual realism, our benchmarks offer several significant advantages: 1). Unified scene themes: While most existing datasets treat a single image as an independent scene, our benchmarks utilize multiple images with the same theme to create a cohesive and complete scene. 2). Diverse task types: Our benchmarks encompass a variety of reasoning tasks within the same scenario, including reasoning about relationships between entities, interpreting digital codes, and rearranging sequences based on colors and shapes. 3). Strong adaptability: We utilize advanced image processing tools to modify and augment images, a process that would be costly in real-world scenarios. This approach allows us to expand our benchmarks in a cost-effective manner.

Question types. In this paper, three question types are de-

fined for **CVQA** and two for **CPVQA**. Specifically: (1) In **CVQA**, we design three distinct types of questions to represent multi-graph reasoning tasks: props usage, password clues, prop collection.

- **Props usage**: In this task, the question explicitly identifies the tool in text form, prompting the model to use this prop to interact with a specific entity in the image. According to general real-world rules, in all scenarios, the tool can only interact with a unique entity within the given image.
- **Password clues**: In this task, the question provides a textual description that refers to an image, which acts as an index. The model is required to infer the corresponding image based on the given description, which may involve objects such as a digital password lock or entities arranged in random order.
- **Prop collection**: In the this task, the questions act as guides, directing the model to identify two related entities within a scene composed of multiple images. In every image, this pair of related entities appears together, with one of them being an object that humans can physically interact with or pick up (e.g., a CD can be picked up, a stationary player cannot).

(2) In **CPVQA**, the image input task, specifically the password clues task in **CVQA**, primarily requires the model to identify relevant clues rather than producing precise outputs. However, by refining and standardizing benchmarks, we can further explore and assess the model’s capabilities in greater depth. In this study, we categorize the questions in the password clues task into two distinct types: password and sequence rearrangement.

- The **password** task requires the model to infer a string of letters and numbers from a scene composed of multiple images. The question specifies the components (letters, numbers or a combination) and the number of digits in the final result. In some images, character combinations may appear in different forms, such as Arabic numerals or Roman numerals. It is important to note that in certain images, the final character sequence may need to be reorganized based on attributes like color, shape, or other distinguishing features.
- The **sequence rearrangement** task involves determining the correct order of entities in a given image (e.g., the order of the trophies in Figure 3) within a scene composed of multiple images. The entities are encoded based on their order in the image from the question (e.g., ‘ABCD’ from left to right). However, the final encoded sequence is influenced by information from other images, such as color, shape, or other attributes. To account for the possibility that the language model may repeat the question, we have designed the final true sequence to differ from the initial encoded sequence designed in the question.

3.2. Extension Method

Existing image generation and automatic annotation methods are convenient but unreliable (e.g., GPT-generated text may be garbled). This error is critical for reasoning tasks, so we use manual annotation to expand benchmarks while ensuring data quality. This section presents the scene expansion method, benchmark analysis, and score comparison, demonstrating its effectiveness.

Scene extension. In this study, we utilize **CVQA** and **CPVQA** as benchmarks to evaluate the reasoning ability of models in scenarios that involve multiple images and a single question. These benchmarks were designed with rigor in mind, emphasizing thematic consistency across scenarios and the provision of clear, unique answers. However, the benchmark’s limited size posed challenges to fully supporting our evaluation system. We utilize the image editing tool Photoshop [39] to modify and expand the images.

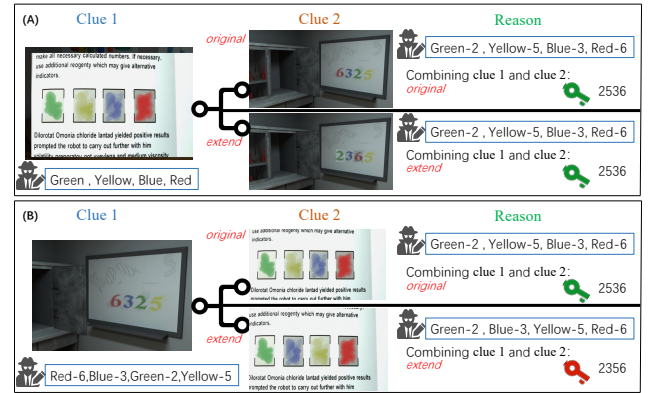


Figure 4. **Extension Methods.** Two examples of extension methods applied to the same scenario. In these examples, (A) indicates that *expansion without altering the original answer*, while (B) indicates that *expansion by altering the original answer*.

Our expansion methods are categorized into two types: 1) *Expansion without altering the original answer*: In this approach, we rearrange the positions of the color blocks within the image without changing the original answer. Additionally, in some cases, we replace certain sequences that do not affect the final result, such as the symbols shown in Figure 4 (a). 2) *Expansion by altering the original answer*: On one hand, sequences of characters and entities are modified by altering their order in certain samples. On the other hand, attributes such as color, shape, and other factors that indirectly influence the sequence of characters and entities in the image are adjusted, as illustrated in Figure 4 (b).

Benchmark statistics. In the **CVQA** benchmark, the base dataset consists of 522 images across 123 scenarios. By applying the scene expansion method, we doubled the dataset, resulting in 1,003 images and 227 scenarios. For the **CPVQA** benchmark, the base dataset contains 180 images

and 32 scenarios. Using the same expansion method, we increased the dataset nearly fourfold, bringing the total to 661 images and 147 scenarios.

Benchmark validity. To verify the effectiveness of the extended benchmark in evaluating model capabilities, we compare the results of the extended benchmark with the original benchmark, utilizing various methods to answer questions across multiple models. The results are shown in Figure 5, where the x-axis represents the captions from different sources, the y-axis represents the model, and the z-axis shows the number of differing answer scores for the same task in both the extended and original benchmarks (if both scores are 0, they are considered the same). For the same task across the two benchmarks, variations in score differences across models and methods indicate the effectiveness of our expansion approach in modifying scenarios.

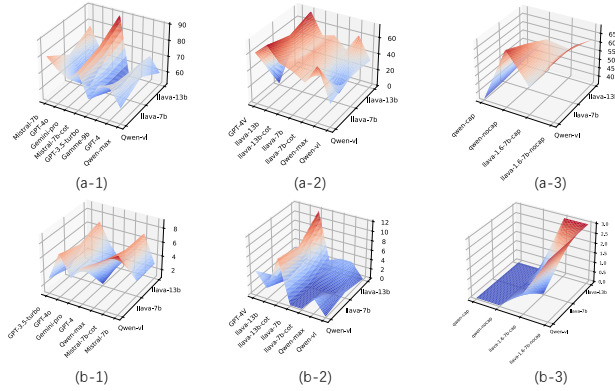


Figure 5. **Extension Method Validity.** Original benchmark vs. Extended benchmark: The number of differing results across various methods and models for the same task highlights the effectiveness of the extended benchmark, where ‘a’ represents CVQA, and ‘b’ represents CPVQA. Numbers ‘1’, ‘2’ and ‘3’ correspond to the LLMs reasoning and MLLMs reasoning of method model inference (Sec. 4.1) and semantic retrieval (Sec. 4.3) respectively.

4. Methods

This section proposes three baseline methods to address our benchmarks without relying on prompt engineering. First, reasoning with models is discussed in Sec.4.1. Next, COT reasoning without prompts is covered in Sec.4.2. Finally, an approach for semantic retrieval on image sets is introduced in Sec.4.3. In this study, considering that most MLLMs [22] at this stage can effectively handle single-image input, all of methods are based on single-image inputs.

4.1. Model Inference

In this subsection, we introduce two approaches for inference using LLMs and MLLMs.

LLMs reasoning. The benchmark we design consists of an image set with multiple images $V = \{v_1, v_2, \dots, v_n\}$ and a text-based question $T = (Q_c | Q_p)$ as input. Since most current MLLMs effectively process only single images, captions are first generated for each image utilizing MLLMs. The scenario’s question, along with the captions from all images, is then input into LLMs for prediction:

$$A_{LLM} = LLM\{T, \sum_{i=1}^n [Caption(v_i)]\} \quad (1)$$

where $LLM\{T_1, T_2\}$ denotes that the LLM utilizes T_1 and T_2 as text inputs for prediction, generating the prediction result A_{LLM} , and $Caption(v)$ represents the conversion of image v into caption utilizing MLLM.

MLLMs reasoning. In this study, each scene in the benchmark contains a main scene V_m that, although not rich in detail, conveys the overall theme and key entities of the scene. Therefore, we first use the visual input from the V_m to help MLLMs understand the theme of the scene, and then combine the detailed descriptions $\sum_{i=1}^n [Caption(v_i)]$ of individual images for the final prediction, specifically:

$$A_{MLLM} = MLLM\{V_m, T, \sum_{i=1}^n [Caption(v_i)]\} \quad (2)$$

where $MLLM\{v, T_m\}$ represents the MLLM utilizes v as image input and T_m as text input for prediction, generating the prediction result A_{MLLM} .

4.2. COT Reasoning Without Prompting

This subsection primarily introduces a COT reasoning without prompting method. Specifically, we introduce the **minimum margin decoding** strategy to address uncertainty and then **generate coherent answers**.

Minimum margin decoding. Greedy decoding selects the best option at each step. Inspired by research [47], the minimum margin decoding strategy not only considers the best option but also measures the model’s confidence by comparing the probability difference between the best and second-best options. Specifically, we calculate the probabilities of the best option $x1_t$ and the second-best option $x2_t$ at each step, utilizing their difference to represent the confidence:

$$\Delta_t = p(x1_t | x_{<t}) - p(x2_t | x_{<t}) \quad (3)$$

where t is each generation step and $p(x_t | x_{<t})$ represents the probability distribution of the model. The overall confidence of the final answer can be formalized as:

$$\Delta_{\text{answer}} = \frac{1}{|x_{\text{answer}}|} \sum_{t \in \text{answer}} \Delta_t \quad (4)$$

where $|x_{\text{answer}}|$ represents the total number of steps in the answer. A larger Δ_{answer} value indicates that the model has

a higher confidence in the entire answer.

Generate coherent answers. In this study, when the model is uncertain at a given step t and Δ_t falls below a certain threshold, we introduce randomness to ensure the consistency, credibility, and diversity of the generated results. Specifically, we use a temperature sampling method to introduce this randomness. The process is formulated as:

$$p(x_t|x_{<t}) = \frac{p(x_t|x_{<t})^{1/\mathcal{T}}}{\sum_{x' \in \mathcal{V}} p(x'|x_{<t})^{1/\mathcal{T}}} \quad (5)$$

where \mathcal{T} is a temperature parameter that controls the strength of randomness, and \mathcal{V} is the vocabulary.

4.3. Semantic Retrieval

In this subsection, we introduce a semantic retrieval method for handling multiple image inputs. While the main scene in model inference (Sec. 4.1) of this study provides the MLLM with key information, such as the theme of the scene as the image input, it may not always be the image most relevant to the answer. Therefore, across all known scenes, we evaluate the semantic relevance between the question and the scene descriptions to identify the image most likely to be relevant to the answer. This study implements two methods:

(1) We utilize MLLM to generate captions \mathcal{C} for complex scenes $V = \{v_1, v_2, \dots, v_n\}$:

$$\mathcal{C} = \sum_{i=1}^n [\text{Caption}(v_i)] \quad (6)$$

provide the LLM with \mathcal{C} as background, and combine them with the scenario’s question. The LLM then determines the most semantically relevant image v' , which is considered the one most likely related to the answer. This image’s encoding is input into the MLLM as a visual embedding, along with the question and captions \mathcal{C} , for prediction.

(2) We utilize the language model’s semantic discernment capability to identify the caption $\text{Caption}(v')$ of the image v' that is most likely relevant to the question, given \mathcal{C} as background context in Equation 6. After identifying this image v' , we input its encoding, together with the question, into the MLLM for prediction.

5. Experiments

This section first introduces the details of exploratory experiment (Sec. 5.1), which utilizing the high-level reasoning model to perform combinatorial reasoning in complex scenarios. Next, we describe the experimental setup (Sec. 5.2), which includes the benchmark evaluation mechanism and the models used in the experiments. Finally the main results (Sec. 5.3) of our proposed methods are presented.

5.1. Exploratory Experiment

In this subsection, we describe the process of constructing artificial prompts to guide the model through combinatorial reasoning step by step. The specific steps are as follows:

(1) The model utilizes 5 different binary classification task prompts to make choices: ‘choose 0’ indicates that the model should continue exploring a given scene \mathcal{S} , while ‘choose 1’ signals that the model is ready to make a final action to attempt unveiling the mystery.

(2) A joint calibration set is constructed based on the original calibration set and the confidence interval from conformal prediction, allowing us to calculate degree of inconsistency: $p = \frac{|\mathcal{D}'|+1}{|\mathcal{D}|+1}$, where \mathcal{D}' represents samples in the calibration set \mathcal{D} with confidence scores greater than or equal to the confidence of the current sample. A lower p value indicates a higher confidence level.

(3) The choice with the lowest p among the 5 prompts is utilized as the model’s most confident next action. If ‘choose 0’ is selected, artificial prompts and “previous actions” are provided as text input, with \mathcal{S} as the image input. \mathcal{S} is then described in detail and summarized as context in “previous actions”. If ‘choose 1’ is selected, all scene images are utilized as image input, along with artificial prompts and “previous actions” as text input, to predict the final action needed to unveiling the mystery. As shown in Figure 2, the model selects ‘choose 1’ after first selecting ‘choose 0’, enabling it to achieve step-by-step reasoning in the complex scenario over two steps.

We employ a high-level reasoning model ChatGPT-4o [24] to perform thoughtful reasoning across 36 complex scenarios. Surprisingly, none of the 36 responses are correct, suggesting that prompt engineering has minimal impact on this task, even with manually crafted prompts.

5.2. Experimental Setup

In this subsection, we first introduce the evaluation mechanism of our proposed benchmarks, followed by a detailed description of the models utilized in our experiments.

Evaluation. In this study, the evaluation mechanisms for **CVQA** and **CPVQA** differ. Specifically: (1) For **CVQA**, this paper require the final result to be a sentence that includes the image name and an interactive entity. We then calculate the number Ground Truth (GT) present in this sentence, denoted as n_c . If there are x questions in total, the final score is formalized as:

$$\text{Score}(\text{CVQA}) = \frac{\sum_1^x \min(1, n_c/3)}{x} \quad (7)$$

(2) For **CPVQA**, this study evaluates the final result as an ordered string defined by the question for each scenario (e.g., ‘ABCD’ from left to right, as shown in Figure 3). The GT order is unique; if the predicted order is correct, the

score is 1, otherwise, it is 0. If there are x_1 questions in total, the final score is formalized as:

$$Score(CPVQA) = \frac{\sum_{i=1}^{x_1} \delta_i}{x_1}, \quad \delta_i = \begin{cases} 1, & \text{True} \\ 0, & \text{False} \end{cases} \quad (8)$$

Models. In this paper, we utilize four open-source and six closed-source models to evaluate the performance of various models and configurations. 1). For caption generation, we utilize three open-source models: LLaVA-1.6-7b [19], LLaVA-1.6-13b [19], and Qwen-VL [44]. 2). For model reasoning tasks, we utilize open-source models such as Mistral-7b [13], LLaVA-1.6-7b, LLaVA-1.6-13b, and Qwen-VL. Additionally, we utilize closed-source models including ChatGPT-3.5-turbo [24], ChatGPT-4, ChatGPT-4o, ChatGPT4V, Gemini Pro [36], and Qwen-Max [3].

5.3. Main Results

We first present the model score results for method model inference (Sec. 4.1) in Tables 1 and 2, and then present the score results of our improved methods—COT reasoning (Sec. 4.2) and semantic retrieval (Sec. 4.3)—through ablation experiments shown in Tables 3 and 4, respectively.

Benchmark		CVQA(Score)/%				CPVQA(Score)/%		
Model	Caption	all	pc	pu	pcl	all	pas	seq
ChatGPT-3.5-turbo	Qwen-VL	22.03	25.64	45.45	12.56	4.70	1.12	10.00
ChatGPT-3.5-turbo	LLaVA-1.6-7b	20.70	23.08	44.24	11.41	2.68	1.12	5.00
ChatGPT-3.5-turbo	LLaVA-1.6-13b	21.73	37.18	46.06	9.82	3.36	1.12	6.67
ChatGPT-4	Qwen-VL	29.52	70.51	51.53	13.93	6.04	1.12	<u>13.33</u>
ChatGPT-4	LLaVA-1.6-7b	30.84	<u>67.95</u>	53.33	15.75	4.70	0	11.67
ChatGPT-4	LLaVA-1.6-13b	28.05	<u>67.95</u>	47.88	13.47	2.68	2.25	3.33
ChatGPT-4o	Qwen-VL	33.04	42.39	59.39	21.46	6.04	<u>4.49</u>	8.33
ChatGPT-4o	LLaVA-1.6-7b	29.52	37.18	60.61	16.44	6.04	1.12	<u>13.33</u>
ChatGPT-4o	LLaVA-1.6-13b	29.07	46.15	50.30	18.04	6.71	1.12	15.00
Qwen-Max	Qwen-VL	27.02	50.00	43.03	16.70	6.71	2.25	13.33
Qwen-Max	LLaVA-1.6-7b	24.67	35.90	50.91	12.79	5.37	6.74	3.33
Qwen-Max	LLaVA-1.6-13b	24.96	39.74	42.42	15.75	5.37	1.12	11.67
Gemini Pro	Qwen-VL	26.28	25.64	28.48	25.57	4.70	1.12	10.00
Gemini Pro	LLaVA-1.6-7b	27.75	29.49	31.52	26.03	<u>7.38</u>	2.25	15.00
Gemini Pro	LLaVA-1.6-13b	27.75	34.62	32.12	24.89	4.70	2.25	8.33
Mistral-7b	Qwen-VL	36.12	60.26	49.70	26.71	8.72	<u>4.49</u>	15.00
Mistral-7b	LLaVA-1.6-7b	33.92	61.54	<u>56.97</u>	20.32	4.70	1.12	10.00
Mistral-7b	LLaVA-1.6-13b	36.86	64.10	47.88	27.85	6.04	1.12	<u>13.33</u>

Table 1. **The main results of method LLMs reasoning** (Sec. 4.1). In the tables of this paper, **i**: The **bold font** is the first place in the same task category, and the underlined font is the second place; **ii**: ‘Caption’ indicates the type of model that generates captions; **iii**: And ‘all’ represents the total score of all tasks in the benchmark, ‘pc’ represents **prop** collection, ‘pu’ represents **props** usage, ‘pcl’ represents **password** clues, ‘pas’ represents **password**, and ‘seq’ represents **sequence** rearrangement.

Results of LLMs reasoning. Table 1 presents the reasoning results of LLMs utilizing method LLM reasoning (Sec. 4.1) on the CVQA and CPVQA benchmarks, showing that current models do not perform well on these tasks. First, the best results appear sequentially across most models, highlighting that no model excels completely at the tasks designed for our benchmarks. In CVQA, the ‘all’ category represents the total score across the three task types, with

the highest score reaching only 36.86%, which shows no outstanding performance. In CPVQA, the highest score is 8.72%. In summary, our findings indicate that the scoring results for utilizing LLMs in our proposed benchmarks are unsatisfactory, suggesting that LLMs alone struggle to perform combinatorial reasoning that integrates multiple perceptual inputs in complex scenes.

Benchmark		CVQA(Score)/%				CPVQA(Score)/%		
Model	Caption	all	pc	pu	pcl	all	pas	seq
ChatGPT-4V	Qwen-VL	19.82	35.90	36.36	10.73	4.70	4.49	<u>5.00</u>
ChatGPT-4V	LLaVA-1.6-13b	16.59	23.08	33.33	9.13	5.37	1.12	11.67
Qwen-Max	Qwen-VL	27.90	<u>36.00</u>	50.91	17.81	2.68	1.12	<u>5.00</u>
Qwen-Max	LLaVA-1.6-13b	23.79	38.46	<u>47.27</u>	12.33	0.67	0	1.67
Qwen-VL	Qwen-VL	9.25	15.38	19.39	4.34	0.67	1.12	0
Qwen-VL	LLaVA-1.6-7b	12.92	29.49	15.76	8.90	1.34	1.12	1.67
Qwen-VL	LLaVA-1.6-13b	11.45	19.23	23.03	5.71	1.34	<u>2.25</u>	0
LLaVA-1.6-7b	Qwen-VL	16.30	19.23	30.91	10.27	0.67	0	1.67
LLaVA-1.6-7b	LLaVA-1.6-7b	18.36	15.38	34.55	12.79	0	0	0
LLaVA-1.6-7b	LLaVA-1.6-13b	21.29	25.64	32.73	16.21	1.67	<u>2.25</u>	0
LLaVA-1.6-13b	Qwen-VL	23.94	32.05	38.18	17.12	1.34	1.12	1.67
LLaVA-1.6-13b	LLaVA-1.6-7b	23.94	30.77	31.52	<u>19.18</u>	0.67	1.12	0
LLaVA-1.6-13b	LLaVA-1.6-13b	<u>26.14</u>	33.33	36.36	21.00	0.67	1.12	0

Table 2. **The main results of method MLLMs reasoning** (Sec. 4.1), and different from those of method LLMs reasoning in Table 1 in that the main scene is utilized as the image input.

Results of MLLMs reasoning. The main results of reasoning with the MLLM reasoning method (Sec. 4.1) are shown in Table 2. The closed-source model Qwen-max achieves the best performance in CVQA when captions are generated by Qwen-vl. However, when the main scene is provided to the model as the ‘scene theme’, the overall performance of MLLM reasoning is lower than that of LLM reasoning. In CVQA, MLLM reasoning reaches only 27.90% of the highest score, while LLM reasoning achieves up to 36.86%. Similarly, in CPVQA, MLLM reasoning achieves only 5.37% of the highest score, whereas LLM reasoning reaches 8.72%. Additionally, when utilizing the same closed-source model, MLLM reasoning scores are generally lower than those of LLM reasoning; for instance, ChatGPT-4V performs lower than ChatGPT-4 in CVQA, and Qwen-max performs lower than Qwen-max without main scene input in CPVQA. This suggests that utilizing non-retrieved images as embeddings in complex scenes may weaken the model’s combinatorial reasoning ability. In summary, adding ‘scene theme’ offers limited benefits for improving reasoning performance.

Ablation on COT reasoning without prompting. In Table 3, we utilize the ablation method to demonstrate the effect of COT reasoning without prompting in method COT reasoning without prompting (Sec. 4.2). 1) In the LLM reasoning method, the open-source model Mistral-7b was utilized as the base model. Table 3 presents the COT reasoning method significantly improved the model’s performance on the CVQA benchmark. However, it only partially enhance performance on the CPVQA benchmark. 2) In the MLLM reasoning method, this paper explores models with different parameter sizes of LLaVA-1.6. We find that in CVQA, the

Benchmark			CVQA(Score)/%				CPVQA(Score)/%		
Model(LLMs)	Caption	COT	all	pc	pu	pcl	all	pas	seq
Mistral-7b	Qwen-VL		36.12	60.26	49.70	26.71	8.72	4.49	15.00
Mistral-7b	Qwen-VL	✓	55.21	70.50	64.85	48.86	10.07	3.37	20.00
Mistral-7b	LLaVA-1.6-7b		33.92	61.54	56.97	20.32	4.70	1.12	10.00
Mistral-7b	LLaVA-1.6-7b	✓	49.19	69.23	72.12	36.99	9.40	6.74	13.33
Mistral-7b	LLaVA-1.6-13b		36.86	64.10	47.88	27.85	6.04	1.12	13.33
Mistral-7b	LLaVA-1.6-13b	✓	51.40	73.08	64.24	42.69	4.03	2.25	6.67
Model(MLLMs)			all	col	use	pas	all	num	ord
LLaVA-1.6-7b	Qwen-VL		16.30	19.23	30.91	10.27	0.67	0	1.67
LLaVA-1.6-7b	Qwen-VL	✓	11.75	23.08	22.42	5.71	0	0	0
LLaVA-1.6-7b	LLaVA-1.6-7b		18.36	15.38	34.55	12.79	0	0	0
LLaVA-1.6-7b	LLaVA-1.6-7b	✓	15.71	14.10	31.52	10.46	0	0	0
LLaVA-1.6-7b	LLaVA-1.6-13b		21.29	25.64	32.73	16.21	1.67	2.25	0
LLaVA-1.6-7b	LLaVA-1.6-13b	✓	13.95	16.67	29.70	7.53	0.67	1.12	0
LLaVA-1.6-13b	Qwen-VL		23.94	32.05	38.18	17.12	1.34	1.12	1.67
LLaVA-1.6-13b	Qwen-VL	✓	16.59	21.79	27.88	11.42	14.09	3.37	30.00
LLaVA-1.6-13b	LLaVA-1.6-7b		23.94	30.77	31.52	19.18	0.67	1.12	0
LLaVA-1.6-13b	LLaVA-1.6-7b	✓	14.39	26.92	19.39	10.27	16.78	8.98	28.33
LLaVA-1.6-13b	LLaVA-1.6-13b		26.14	33.33	36.36	21.00	0.67	1.12	0
LLaVA-1.6-13b	LLaVA-1.6-13b	✓	13.51	29.49	20.61	7.99	16.11	10.11	25.00

Table 3. **The ablation results of method COT reasoning without prompting** (Sec. 4.2). Red areas indicate better results with or without COT reasoning, ‘✓’ denotes taking COT reasoning.

COT reasoning method had little to no effect on improving the performance of MLLMs. In **CPVQA**, COT reasoning method led to greater improvements for models with larger parameters (13b), which may be related to the random design of our COT reasoning method. Since the number of parameters is proportional to the vocabulary size, models with more parameters have a higher likelihood of generating a complex COT reasoning path. The COT reasoning method may be more effective for text reasoning and models with larger parameters, likely due to its inherent randomness.

Benchmark			CVQA(Score)/%				CPVQA(Score)/%		
Model	Caption	DOI	all	pc	pu	pcl	all	pas	seq
LLaVA-1.6-7b	Qwen-VL	-	16.30	19.23	30.91	10.27	0.67	0	1.67
LLaVA-1.6-7b	Qwen-VL	✓	18.21	25.64	33.94	10.96	2.01	2.25	1.67
LLaVA-1.6-7b	Qwen-VL	✗	26.58	21.79	49.07	18.72	2.01	0	5.00
LLaVA-1.6-7b	LLaVA-1.6-7b	-	18.36	15.38	34.55	12.79	0	0	0
LLaVA-1.6-7b	LLaVA-1.6-7b	✓	19.24	23.08	35.15	12.56	0.67	0	1.67
LLaVA-1.6-7b	LLaVA-1.6-7b	✗	26.28	21.79	52.73	17.12	2.68	1.12	5.00
LLaVA-1.6-7b	LLaVA-1.6-13b	-	23.94	32.05	38.18	17.12	1.34	1.12	1.67
LLaVA-1.6-7b	LLaVA-1.6-13b	✓	19.82	32.05	33.94	12.33	0.67	1.12	0
LLaVA-1.6-7b	LLaVA-1.6-13b	✗	23.35	24.36	50.30	13.01	2.01	0	5.00
Qwen-VL	Qwen-VL	-	9.25	15.38	19.39	4.34	0.67	1.12	0
Qwen-VL	Qwen-VL	✓	10.13	11.54	23.03	5.02	0	0	0
Qwen-VL	Qwen-VL	✗	20.70	20.51	41.82	12.79	1.34	1.12	1.67
Qwen-VL	LLaVA-1.6-7b	-	12.92	29.49	15.76	8.90	1.34	1.12	1.67
Qwen-VL	LLaVA-1.6-7b	✓	12.92	20.51	23.03	7.76	0.67	0	1.67
Qwen-VL	LLaVA-1.6-7b	✗	22.76	25.64	45.45	13.70	1.34	1.12	1.67
Qwen-VL	LLaVA-1.6-13b	-	11.45	19.23	23.03	5.71	1.34	2.25	0
Qwen-VL	LLaVA-1.6-13b	✓	12.92	26.92	24.24	6.16	2.01	3.37	0
Qwen-VL	LLaVA-1.6-13b	✗	19.53	24.36	42.42	10.05	1.34	1.12	1.67

Table 4. **The ablation results of method semantic retrieval** (Sec. 4.3), where the DOI indicates Description of Other Images. The ‘DOI’ in the table, i(✓) combines other image captions in the final prediction; ii(✗) excludes combination, aligning with semantic retrieval (Sec. 4.3); iii(-) uses only MLLM for reasoning.

Ablation on semantic retrieval. We compare the results of three methods in Table 4: **I**: Results of method MLLM reasoning (Sec. 4.1). **II**: The method utilizing inputs \mathcal{C} and v' , and **III**: the method utilizing only v' as input, without \mathcal{C} , in Sec. 4.3. Specifically, in **CVQA**, method **III** shows a clear advantage, particularly in the case of Model: Qwen-VL Caption: Qwen-VL, where its scores are consistently op-

timal. In contrast, method **II** yields suboptimal results. This indicates that in **CVQA**, our proposed method in Sec. 4.3 offers an improvement over the direct use of MLLM reasoning. In **CPVQA**, method **III** performs slightly better than the other methods, while method **I** yields suboptimal results. Our propose method offers an improvement over direct model prediction; however, more refined methods are needed to further enhance performance.

Additional Experiments. Given that models capable of handling multi-image inputs exist, the computational resources required to locally deploy open-source models increase significantly as the number of images grows. To maintain the comprehensiveness of our experiment, we utilize API-callable multi-image input models to directly evaluate their performance on our proposed benchmarks. The results are presented in Table 5.

Model	all(CVQA)	pc	pu	pcl	all(CPVQA)	pas	seq
Qwen2-vl-7B [40]	18.94	20.51	24.24	16.67	2.91	3.88	2.25
Qwen-vl-max [3]	30.10	30.77	26.06	31.51	3.58	3.37	3.89
Qvq-72B-preview [41]	46.70	43.59	40.00	49.77	20.36	26.58	11.11

Table 5. **Evaluation on multiple image inputs.** Performance of models with multiple images as input on benchmarks.

Even the large-parameter model Qwen-vl-max achieves an overall performance of only 30.10% on our **CVQA** benchmark, and more shockingly, it scores just 3.58% on the **CPVQA**. However, while the score of Qvq-72B is not particularly high, it outperforms other models and methods.

In-depth analysis. In our exploration and experiments, the primary error observed is that it tends to answer based solely on a single information source, without integrating other relevant data for joint reasoning, as shown in Figure 2. Additionally, for certain questions, such as the trophy sequence in Figure 3, the model tends to respond based only on the information presented in the question. This highlights the potential to further integrate multiple information for combined reasoning. Furthermore, as shown in Tables 3 and 5, models utilizing COT or trained on COT data demonstrate better performance. This suggests that enhanced reasoning methods, such as COT [47, 49], TOT [53], and RL-trained models [6], may be more effective in analyzing information from multiple sources.

6. Conclusion

In this work, we introduce two benchmarks, **CVQA** and **CPVQA**, designed to evaluate the ability of models to perform combinatorial reasoning by integrating multiple perceptual information in complex contexts, and we propose three baselines methods. Extensive experiments reveal that current models struggle with combinatorial reasoning in complex contexts. Our method alleviates these limitations, improves performance, and provides insights for future model enhancements.

References

- [1] Aishwarya Agrawal, Dhruv Batra, Devi Parikh, and Anirudha Kembhavi. Don’t just assume; look and answer: Overcoming priors for visual question answering. *2018 IEEE/CVF Conference on Computer Vision and Pattern Recognition*, pages 4971–4980, 2017. 1, 11
- [2] Xavier Amatriain. Prompt design and engineering: Introduction and advanced methods. *ArXiv*, abs/2401.14423, 2024. 11
- [3] Jinze Bai, Shuai Bai, Yunfei Chu, Zeyu Cui, Kai Dang, Xiaodong Deng, Yang Fan, Wenhang Ge, Yu Han, Fei Huang, Binyuan Hui, Luo Ji, Mei Li, and Junyang Lin et.al. Qwen technical report. *ArXiv*, abs/2309.16609, 2023. 1, 7, 8
- [4] Amanda Bertsch, Maor Ivgi, Uri Alon, Jonathan Berant, Matthew R. Gormley, and Graham Neubig. In-context learning with long-context models: An in-depth exploration. *ArXiv*, abs/2405.00200, 2024. 11
- [5] Karl Cobbe, Vineet Kosaraju, Mohammad Bavarian, Mark Chen, Heewoo Jun, Lukasz Kaiser, Matthias Plappert, Jerry Tworek, Jacob Hilton, Reiichiro Nakano, Christopher Hesse, and John Schulman. Training verifiers to solve math word problems. *ArXiv*, abs/2110.14168, 2021. 11
- [6] DeepSeek-AI. Deepseek-r1: Incentivizing reasoning capability in llms via reinforcement learning. 2025. 8
- [7] Qingxiu Dong, Lei Li, Damai Dai, Ce Zheng, Zhiyong Wu, Baobao Chang, Xu Sun, Jingjing Xu, and Zhifang Sui. A survey on in-context learning. 2022. 11
- [8] Chaoyou Fu, Peixian Chen, Yunhang Shen, Yulei Qin, Mengdan Zhang, Xu Lin, Zhenyu Qiu, Wei Lin, Jinrui Yang, Xiwu Zheng, Ke Li, Xing Sun, and Rongrong Ji. Mme: A comprehensive evaluation benchmark for multimodal large language models. *ArXiv*, abs/2306.13394, 2023. 11
- [9] Tejas Gokhale, Hamid Palangi, Besmira Nushi, Vibhav Vineet, Eric Horvitz, Ece Kamar, Chitta Baral, and Yezhou Yang. Benchmarking spatial relationships in text-to-image generation. *ArXiv*, abs/2212.10015, 2022. 1
- [10] Raghav Goyal, Samira Ebrahimi Kahou, and Vincent Michalski. The “something something” video database for learning and evaluating visual common sense. *2017 IEEE International Conference on Computer Vision (ICCV)*, pages 5843–5851, 2017. 11
- [11] Yash Goyal, Tejas Khot, Douglas Summers-Stay, Dhruv Batra, and Devi Parikh. Making the v in vqa matter: Elevating the role of image understanding in visual question answering. *International Journal of Computer Vision*, 127:398 – 414, 2016. 11
- [12] Yang He, Chen Chen, Jing Zhang, Juhua Liu, Fengxiang He, Chaoyue Wang, and Bo Du. Visual semantics allow for textual reasoning better in scene text recognition. In *AAAI Conference on Artificial Intelligence*, 2021. 11
- [13] Albert Qiaochu Jiang, Alexandre Sablayrolles, Arthur Mensch, Chris Bamford, Devendra Singh Chaplot, Diego de Las Casas, Florian Bressand, Gianna Lengyel, Guillaume Lample, Lucile Saulnier, L’elio Renard Lavaud, Marie-Anne Lachaux, Pierre Stock, Teven Le Scao, Thibaut Lavril, Thomas Wang, Timothée Lacroix, and William El Sayed. Mistral 7b. *ArXiv*, abs/2310.06825, 2023. 7
- [14] Justin Johnson, Bharath Hariharan, Laurens van der Maaten, Li Fei-Fei, C. Lawrence Zitnick, and Ross B. Girshick. Clevr: A diagnostic dataset for compositional language and elementary visual reasoning. *2017 IEEE Conference on Computer Vision and Pattern Recognition (CVPR)*, pages 1988–1997, 2016. 11
- [15] Takeshi Kojima, Shixiang Shane Gu, Machel Reid, Yutaka Matsuo, and Yusuke Iwasawa. Large language models are zero-shot reasoners. *ArXiv*, abs/2205.11916, 2022. 11
- [16] Hyeokjun Kweon and Kuk-Jin Yoon. From sam to cams: Exploring segment anything model for weakly supervised semantic segmentation. In *Proceedings of the IEEE/CVF Conference on Computer Vision and Pattern Recognition (CVPR)*, pages 19499–19509, 2024. 2
- [17] Bohao Li, Rui Wang, Guangzhi Wang, Yuying Ge, Yixiao Ge, and Ying Shan. Seed-bench: Benchmarking multimodal llms with generative comprehension. *ArXiv*, abs/2307.16125, 2023. 11
- [18] Feng Li, Hao Zhang, Pei Sun, Xueyan Zou, Siyi Liu, Jianwei Yang, Chun yue Li, Lei Zhang, and Jianfeng Gao. Semantic-sam: Segment and recognize anything at any granularity. *ArXiv*, abs/2307.04767, 2023. 2
- [19] Haotian Liu, Chunyuan Li, Qingyang Wu, and Yong Jae Lee. Visual instruction tuning. *ArXiv*, abs/2304.08485, 2023. 1, 7
- [20] Yuanzhan Liu, Haodong Duan, Yuanhan Zhang, Bo Li, Songyang Zhang, Wangbo Zhao, Yike Yuan, Jiaqi Wang, Conghui He, Ziwei Liu, Kai Chen, and Dahua Lin. Mmbench: Is your multi-modal model an all-around player? In *European Conference on Computer Vision*, 2023. 11
- [21] Kenneth Marino, Mohammad Rastegari, Ali Farhadi, and Roozbeh Mottaghi. Ok-vqa: A visual question answering benchmark requiring external knowledge. *2019 IEEE/CVF Conference on Computer Vision and Pattern Recognition (CVPR)*, pages 3190–3199, 2019. 11
- [22] Grégoire Mialon, Roberto Dessì, Maria Lomeli, Christoforos Nalmpantis, Ramakanth Pasunuru, Roberta Raileanu, Baptiste Rozière, Timo Schick, Jane Dwivedi-Yu, Asli Celikyilmaz, Edouard Grave, Yann LeCun, and Thomas Scialom. Augmented language models: a survey. *Trans. Mach. Learn. Res.*, 2023, 2023. 5
- [23] Iman Mirzadeh, Keivan Alizadeh-Vahid, Hooman Shahrokhi, Oncl Tuzel, Samy Bengio, and Mehrdad Farajtabar. Gsm-symbolic: Understanding the limitations of mathematical reasoning in large language models. 2024. 11
- [24] OpenAI. Chatgpt: Language model. <https://openai.com/chatgpt>, 2023. Accessed: 2023-10-22. 1, 2, 6, 7
- [25] Jonas Oppenlaender. A taxonomy of prompt modifiers for text-to-image generation. *Behaviour & Information Technology*, 2022. 11
- [26] Bryan A. Plummer, Liwei Wang, Christopher M. Cervantes, Juan C. Caicedo, J. Hockenmaier, and Svetlana Lazebnik. Flickr30k entities: Collecting region-to-phrase correspondences for richer image-to-sentence models. *International Journal of Computer Vision*, 123:74 – 93, 2015. 11
- [27] Navid Rajabi and Jana Kosecka. Gsr-bench: A benchmark for grounded spatial reasoning evaluation via multimodal llms. *ArXiv*, abs/2406.13246, 2024. 1

- [28] Abulhair Saparov and He He. Language models are greedy reasoners: A systematic formal analysis of chain-of-thought. *ArXiv*, abs/2210.01240, 2022. 11
- [29] Abulhair Saparov and He He. Language models are greedy reasoners: A systematic formal analysis of chain-of-thought. *ArXiv*, abs/2210.01240, 2022. 11
- [30] Dustin Schwenk, Apoorv Khandelwal, Christopher Clark, Kenneth Marino, and Roozbeh Mottaghi. A-okvqa: A benchmark for visual question answering using world knowledge. In *European Conference on Computer Vision*, 2022. 11
- [31] Noah Shinn, Federico Cassano, Beck Labash, Ashwin Gopinath, Karthik Narasimhan, and Shunyu Yao. Reflexion: language agents with verbal reinforcement learning. In *Neural Information Processing Systems*, 2023. 1, 11
- [32] Few shot Team. Language models are few-shot learners. *ArXiv*, abs/2005.14165, 2020. 2, 11
- [33] Amanpreet Singh, Vivek Natarajan, Meet Shah, Yu Jiang, Xinlei Chen, Dhruv Batra, Devi Parikh, and Marcus Rohrbach. Towards vqa models that can read. *2019 IEEE/CVF Conference on Computer Vision and Pattern Recognition (CVPR)*, pages 8309–8318, 2019. 11
- [34] Koustuv Sinha, Shagun Sodhani, William L. Hamilton, and Joelle Pineau. Compositional language understanding with text-based relational reasoning. *ArXiv*, abs/1811.02959, 2018. 1
- [35] Oyvind Tafjord, Bhavana Dalvi, and Peter Clark. Proofwriter: Generating implications, proofs, and abductive statements over natural language. In *Findings*, 2020. 11
- [36] Gemini Team. Gemini 1.5: Unlocking multimodal understanding across millions of tokens of context. *ArXiv*, abs/2403.05530, 2024. 1, 7
- [37] InternLM Team. Internlm: A multilingual language model with progressively enhanced capabilities. <https://github.com/InternLM/InternLM>, 2023. Accessed: 2023. 11
- [38] Keycube Team. Game : Can you escape? <https://keycube.com/>, 2024. 1, 2, 3
- [39] Photoshop Team. Tool: Adobe photoshop. <https://www.adobe.com/sg/products/photoshop.html>, 2024. 4
- [40] Qwen Team. Qwen2-vl: Enhancing vision-language model’s perception of the world at any resolution. *arXiv preprint arXiv:2409.12191*, 2024. 8
- [41] Qwen Team. Qvq: To see the world with wisdom, 2024. 8
- [42] Vicuna Team. Vicuna: An open-source chatbot impressing gpt-4 with 90quality. <https://vicuna.lmsys.org/>, 2023. Accessed: 2023. 1, 11
- [43] Hugo Touvron, Thibaut Lavril, Gautier Izacard, Xavier Martinet, Marie-Anne Lachaux, Timothée Lacroix, Baptiste Rozière, Naman Goyal, Eric Hambro, Faisal Azhar, Aurelien Rodriguez, Armand Joulin, Edouard Grave, and Guillaume Lample. Llama: Open and efficient foundation language models. *ArXiv*, abs/2302.13971, 2023. 1, 11
- [44] Qwen vl Team. Qwen-vl: A versatile vision-language model for understanding, localization, text reading, and beyond. 2023. 1, 7
- [45] Fei Wang, Xingyu Fu, James Y. Huang, Zekun Li, Qin Liu, Xiaogeng Liu, Mingyu Derek Ma, Nan Xu, Wenxuan Zhou, Kai Zhang, Tianyi Yan, Wenjie Jacky Mo, Hsiang-Hui Liu, Pan Lu, Chunyuan Li, Chaowei Xiao, Kai-Wei Chang, Dan Roth, Sheng Zhang, Hoifung Poon, and Muhao Chen. Muirbench: A comprehensive benchmark for robust multi-image understanding. *ArXiv*, abs/2406.09411, 2024. 11
- [46] Tan Wang, Jianqiang Huang, Hanwang Zhang, and Qianru Sun. Visual commonsense r-cnn. *2020 IEEE/CVF Conference on Computer Vision and Pattern Recognition (CVPR)*, pages 10757–10767, 2020. 1, 11
- [47] Xuezhi Wang and Denny Zhou. Chain-of-thought reasoning without prompting. *ArXiv*, abs/2402.10200, 2024. 2, 5, 8
- [48] Jason Wei, Yi Tay, Rishi Bommasani, Colin Raffel, and Barret Zoph. Emergent abilities of large language models. *ArXiv*, abs/2206.07682, 2022. 11
- [49] Jason Wei, Xuezhi Wang, Dale Schuurmans, Maarten Bosma, Ed Huai hsin Chi, F. Xia, Quoc Le, and Denny Zhou. Chain of thought prompting elicits reasoning in large language models. *ArXiv*, abs/2201.11903, 2022. 1, 8, 11
- [50] Junbin Xiao, Xindi Shang, Angela Yao, and Tat seng Chua. Next-qa: Next phase of question-answering to explaining temporal actions. *2021 IEEE/CVF Conference on Computer Vision and Pattern Recognition (CVPR)*, pages 9772–9781, 2021. 11
- [51] Dejing Xu, Zhou Zhao, Jun Xiao, Fei Wu, Hanwang Zhang, Xiangnan He, and Yueting Zhuang. Video question answering via gradually refined attention over appearance and motion. In *Proceedings of the 25th ACM International Conference on Multimedia*, page 1645–1653, New York, NY, USA, 2017. Association for Computing Machinery. 11
- [52] Kaiyu Yang, Jia Deng, and Danqi Chen. Generating natural language proofs with verifier-guided search. In *Conference on Empirical Methods in Natural Language Processing*, 2022. 11
- [53] Shunyu Yao and Dian Yu et.al. Tree of thoughts: Deliberate problem solving with large language models. *ArXiv*, abs/2305.10601, 2023. 8, 11
- [54] Weihao Yu, Zihang Jiang, Yanfei Dong, and Jiashi Feng. Reclor: A reading comprehension dataset requiring logical reasoning. *ArXiv*, abs/2002.04326, 2020. 1, 11
- [55] Rowan Zellers, Yonatan Bisk, Ali Farhadi, and Yejin Choi. From recognition to cognition: Visual commonsense reasoning. *2019 IEEE/CVF Conference on Computer Vision and Pattern Recognition (CVPR)*, pages 6713–6724, 2018. 1
- [56] Gianluca Zeni, Matteo Fontana, and Simone Vantini. Conformal prediction: a unified review of theory and new challenges. *ArXiv*, abs/2005.07972, 2020. 2
- [57] Bingchen Zhao, Yongshuo Zong, Letian Zhang, and Timothy M. Hospedales. Benchmarking multi-image understanding in vision and language models: Perception, knowledge, reasoning, and multi-hop reasoning. *ArXiv*, abs/2406.12742, 2024. 11
- [58] Chuanyang Zheng, Zhengying Liu, Enze Xie, Zhenguo Li, and Yu Li. Progressive-hint prompting improves reasoning in large language models. *ArXiv*, abs/2304.09797, 2023. 11

A. Benchmark Solution Formats

In this Section, in addition to the solved forms of **CVQA** and **CPVQA** shown in Figure 3, we additionally show three other tasks of **CVQA** and **CPVQA** to emphasize the characteristics of different tasks on different benchmarks. This paper specifically quotes these images and explains them in text in Sec 2.1 and Sec 2.2.

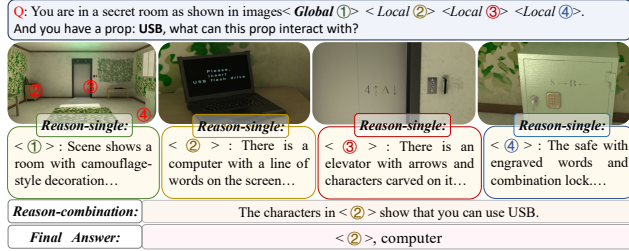


Figure 6. **Solution Formats.** The solution format for the **prop usage** task in **CVQA**.

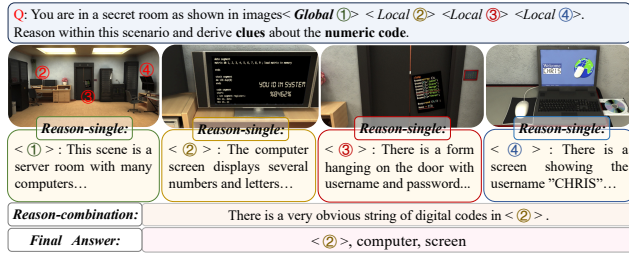


Figure 7. **Solution Formats.** The format for solutions to the **password clues** task in **CVQA**.

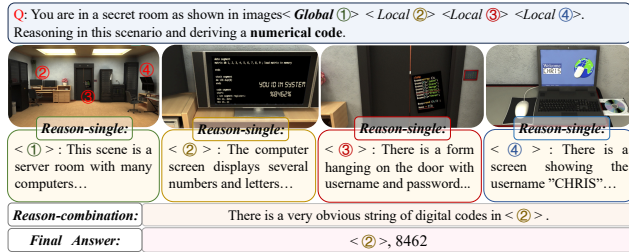


Figure 8. **Solution Formats.** The format used for providing solutions to the **passwords** task in **CPVQA**.

B. Related Work

Reasoning with LLMs. LLMs [37, 42, 43] are increasingly used in various reasoning tasks, including mixed reasoning [54], arithmetic reasoning [5, 23], and deductive reasoning [28]. Earlier research [29, 35, 52] has enhanced the reasoning abilities of LLMs through fine-tuning, but later studies [32, 48] revealed that fine-tuning can be both costly and

less effective compared to using contextual examples. More recently, several strategies have been developed to leverage in-context Learning [4, 7] and prompt design [2, 25, 31] methods, such as COT prompt [15, 49], incremental reasoning [58], and Tree-of-Thought prompt [53]. Previous methods have made significant contributions to enhancing model reasoning abilities; however, they primarily focus on individual reasoning within scenarios. In contrast, this paper aims to explore and address the combinatorial reasoning abilities of LLMs in complex scenarios.

Benchmark. Previous traditional vision-language benchmarks have primarily focused on specific tasks, such as visual commonsense reasoning [10, 46], textual reasoning based on visual information [12, 33], logical question reasoning [14], and other vision-language tasks [50, 51]. Most of these benchmarks [1, 11, 21, 30] are designed in simple scenarios, lacking consideration for complex scenarios. This paper contends that, while existing benchmarks [8, 17, 20, 26, 45, 57] are valuable for synthesizing vision-language capabilities, there is a need to focus on tasks in complex scenarios to promote continuous advancements in AI systems. Specifically, our benchmark offers advantages such as a detailed classification of question types and a focus on constructing benchmarks in complex scenes.