

Framework for asset-liability management with fixed-term securities

Yevhen Havrylenko^{*,†}

Abstract

We consider an optimal investment-consumption problem for a utility-maximizing investor who has access to assets with different liquidity and whose consumption rate as well as terminal wealth are subject to lower-bound constraints. Assuming utility functions that satisfy standard conditions, we develop a methodology for deriving the optimal strategies in semi-closed form. Our methodology is based on the generalized martingale approach and the decomposition of the problem into subproblems. We illustrate our approach by deriving explicit formulas for agents with power-utility functions and discuss potential extensions of the proposed framework. In numerical studies, we substantiate how the parameters of our framework impact the optimal proportion of initial capital allocated to the illiquid asset, the monetary value that the investor subjectively assigns to the fixed-term asset, and the potential of the illiquid asset to increase terminal the terminal value of liabilities without loss in the investor's expected utility.

Keywords: Utility maximization, optimal investment and consumption, lower bounds, illiquidity, generalized martingale approach

JEL codes: G11, D14

MSC2020 codes: 91G10, 90B50

1 Introduction

Motivation. Both retail investors and institutional investors have access to assets with different liquidity. Furthermore, both types of investors may want to manage their financial risks so that consumption rate (dividend-payout rate for institutions) and terminal wealth are larger than or equal to the respective lower bounds predetermined at the beginning of an investment period.

Indeed, insurance companies have very complex asset-allocation processes that involve both liquid (dynamically traded) and illiquid (fixed-term) assets (Albrecher et al. (2018)), can have regulatory constraints on terminal portfolio value (Boonen (2017)), management rules (Albrecher et al. (2018)), etc. Examples of liquid assets are stocks, bonds, commodity futures, etc. Instances of illiquid assets are loans, land, private equity investments, etc. Often illiquid assets help generate higher returns due to

^{*}Primary affiliation: Institute of Insurance Science, Ulm University, Helmholtzstrasse 20, 89081, Ulm, Germany. yevhen.havrylenko@uni-ulm.de

[†]Secondary affiliation: Department of Mathematical Sciences, University of Copenhagen, Universitetsparken 5, 2100, Copenhagen, Denmark. E-mail address: yh@math.ku.dk

a so-called illiquidity premium. Since insurance companies must ensure that their assets are sufficient to meet their liabilities to customers, they effectively have a constraint on their portfolio value at the time when their liabilities are due. Moreover, many insurance companies pay dividends, the stability of which is important for the reputation of those companies. As a result, the size of dividends should not fall below some minimal acceptable level (e.g., average dividend size across the insurance industry), as otherwise shareholders may become dissatisfied, which may have a negative impact on the share price of insurance companies.

Similarly, retail investors also have access to both liquid assets (e.g., stocks, exchange-traded funds, etc.) and illiquid assets (e.g., housing, private equity, etc.). Retail investors may have specific goals regarding the amount of wealth they want to accumulate by the end of their investment horizons, e.g., the beginning of their retirement, the time when their children start attending higher-education institutions, etc.. Naturally, people prefer to have a standard of living that is gradually improving or at least not deteriorating. This implies that retail investors have a subsistence level of consumption of their wealth.

To the best of our knowledge, there is no academic literature on dynamic portfolio optimization (PO) with fixed-term assets under simultaneous downside constraints on terminal wealth and consumption rate. This fact and the practical importance of the topic motivate us to study optimal decisions in the setting described above.

Goal. We aim to construct an analytically tractable asset-liability management framework for utility-maximizing investors who control their consumption and investment strategies, have access to liquid (dynamically traded) and illiquid (fixed-term) assets, and have the following risk-management constraints:

1. the terminal value of assets is higher than or equal to the terminal value of liabilities almost surely (lower bound on terminal wealth);
2. the consumption (dividend) rate is larger than or equal to a fixed minimal level almost surely (lower bound on intermediate consumption)

We achieve our goal by extending the existing PO literature by combining and generalizing various PO techniques.

Literature overview. We organize the overview of the literature in two blocks: sources on dynamic PO with constraints on wealth as well as consumption, sources on PO with illiquid assets. To keep the article concise, we do not attempt to provide an extensive overview, but focus only on the references most relevant for this research.

PO with constraints on wealth and consumption. The seminal papers on dynamic PO are [Merton \(1969\)](#) and [Merton \(1971\)](#), where the classic continuous-time dynamic PO problem of a utility-maximizing investor in a Black-Scholes market was first considered and solved via stochastic optimal control approach in a setting without constraints on terminal wealth, consumption, or investment strategies. These articles are extended in [Teplá \(2001\)](#) and [Korn \(2005\)](#), where a terminal wealth constraint is added to the setting so that the investor's terminal portfolio value does not fall below some guaranteed level almost surely. Both papers use the martingale approach (MA), but the former paper considers a deterministic lower bound on terminal wealth, whereas the latter paper assumes a stochastic lower bound. Other researchers extend the results of [Teplá \(2001\)](#) and [Korn \(2005\)](#) by generalizing constraints on terminal wealth, e.g., [Basak and Shapiro \(2001\)](#), [Boyle and Tian \(2007\)](#), [Chen et al. \(2018a\)](#), [Chen et al. \(2018b\)](#).

Lakner and Nygren (2006) considers an investor with both utility from consumption and utility from wealth. Assuming a complete Black-Scholes market, the authors derive the optimal investment-consumption strategies under the lower-bound constraints that prevent intermediate consumption and terminal wealth from falling below predetermined thresholds. To derive optimal controls in their setting, they apply MA and an initial-wealth separation technique, which was found useful already in unconstrained utility-maximization problems (see, e.g., Chapter 3 in Karatzas and Shreve (1998)). Other researchers extended Lakner and Nygren (2006) in several directions such as making the lower bound on consumption time-dependent (Ye (2008)) or making the investor’s relative-risk aversion time dependent (Lichtenstern et al. (2021)). We are not aware of any publications on the generalization of the framework of Lakner and Nygren (2006) to the presence of illiquid assets, which is one of the research gaps that we fill.

PO with both liquid and fixed-term assets. There are various ways to model the illiquidity of assets in a PO problem. One approach is to assume that illiquid assets are traded at discrete time points, i.e., not continuously in contrast to liquid assets. This approach is used in Gârleanu (2009) and Ang et al. (2014), where the authors assume that an illiquid risky asset cannot be traded during time intervals of uncertain duration. The former paper considers an economy with one liquid risk-free asset and one illiquid risky asset. For a continuum of decision makers with constant absolute risk aversion (*CARA*) utility from intermediate consumption and an infinite investment horizon, Gârleanu (2009) uses dynamic programming approach (DPA) and approximation techniques to derive an equilibrium in the market. However, Ang et al. (2014) considers a financial market with one risk-free, one continuously-traded risky asset and one illiquid risky asset that can be traded only at random time points which are Poisson distributed. Also using DPA, the researchers derive the optimal investment-consumption strategies for an agent who has an infinite investment horizon and whose preferences are modeled by either a constant relative risk aversion (*CRRA*) utility from intermediate consumption or an Epstein-Zin utility. Desmettre and Seifried (2016) also considers an investment universe with three assets, but there an investor maximizes the expected utility of wealth at the end of a finite investment horizon and the illiquid asset is modeled as a fixed-term asset that can be traded only at the beginning of the investment horizon. To solve this problem, Desmettre and Seifried (2016) generalizes MA to a two-step procedure. In the first step, a PO problem with an arbitrary but fixed position in the fixed-term asset is solved. In the second step, the optimal investment in fixed-term assets is found by optimizing the value function (conditional on the position in the illiquid asset) from the first step. Chen et al. (2023) extends the results of Desmettre and Seifried (2016) to the case of an investor with an S-shaped utility function and analyzes the optimal asset allocation from the perspective of a pension fund that invests in an indexed bond, a liquid stock, and an illiquid fixed-term asset.

Another way to model illiquidity in PO is to include transaction costs, as in Bichuch and Guasoni (2018). Using DPA and an asymptotic-expansion technique, the authors derive optimal investment strategies for long-term investors who maximize their expected CRRA utility. Assuming that an investor has a lower bounded utility function and using the superharmonic function approach to impulse control problems, Belak and Christensen (2019) derive optimal investment strategies in a factor model with constant and proportional transaction costs. There are other publications on portfolio optimization with transaction costs. For more information, see Bichuch and Guasoni (2018) or Belak and Christensen (2019) and the references therein.

In our paper, we use the approach to modeling illiquid assets in PO as in Desmettre and Seifried (2016). We extend that paper in two directions. First, we allow the investor to gain utility from intermediate consumption in addition to utility from terminal wealth. Second, we incorporate lower-

bound constraints on the investor's consumption rate and terminal wealth.

Contribution. Our theoretical contribution to the PO literature is the development of an analytically tractable PO framework for decision makers who have constraints on terminal wealth as well as consumption rate and who have access to illiquid (fixed-term) as well as liquid assets. Our framework is based on the synthesis of ideas from [Desmettre and Seifried \(2016\)](#), [Korn \(2005\)](#), and [Lakner and Nygren \(2006\)](#). We model fixed-term assets as in [Desmettre and Seifried \(2016\)](#) and extend that article as described in the previous paragraph. When dealing with lower-bound constraints on consumption rate and terminal wealth, we generalize techniques from [Korn \(2005\)](#) and [Lakner and Nygren \(2006\)](#).

As for our practical contributions, we illustrate how various parameters of our framework influence the optimal capital allocation to illiquid assets, the subjective monetary value of fixed-term assets for the decision-maker, and the potential of illiquid assets to increase terminal liabilities of the investor without loss in the decision-maker's expected utility. This information may help both retail and institutional investors assess the tangible benefits of including fixed-term assets in their portfolios and understand the trade-offs involved in meeting financial guarantees. Furthermore, we give an example of how our framework can be used by institutional investors, like life insurers and pension funds, to learn more about their clients' risk appetites by analyzing their choices in stylized scenarios involving fixed-term assets.

Paper structure. In Section 2, we formally describe our asset-liability framework. In Section 3, we develop a methodology for the derivation of the optimal consumption-investment strategies in our framework. In Section 4, we illustrate the analytical tractability of our theoretical methodology by deriving in semi-closed form the optimal decisions of an economic agent with power-utility functions. We discuss potential extensions of our framework in Section 5. Section 6 contains the results of our numerical studies for a decision maker with power-utility functions. Finally, Section 7 concludes. Appendix A contains the proofs of theoretical results from Section 3. Appendix B contains the proofs of theoretical results from Section 4.

2 Portfolio optimization framework

For the simplicity of the exposition, we consider a financial market with 1 liquid risky asset and 1 illiquid risky asset. However, it is straightforward to generalize our setting and the methodology for deriving optimal decisions in our framework to $n \in \mathbb{N}$ liquid risky assets and $m \in \mathbb{N}$ illiquid risky assets, as we briefly explain in Section 5.

Let $W^{\mathbb{P}} = (W^{\mathbb{P}}(t))_{t \in [0, T]}$ be a 1-dimensional Wiener process on a filtered complete probability space $(\Omega, \mathcal{F}, \mathbb{P}, (\mathcal{F}(t))_{t \in [0, T]})$, where Ω is a sample space, $\mathcal{F} = \mathcal{F}(T)$ is a sigma algebra on Ω , \mathbb{P} is the real-world probability measure, $\mathcal{F}(t)$, $t \in [0, T]$, is the natural filtration generated by $W^{\mathbb{P}}(s)$, $s \in [0, t]$, and augmented by the null sets.

The financial market contains three assets. Two of these assets are continuously traded without frictions, i.e., without transaction costs, bid-ask spreads, taxes, etc. The first asset is a risk-free asset whose price process we denote by $S_0(t)$, $t \in [0, T]$. The second asset is a risky one whose price process is denoted by $S_1(t)$, $t \in [0, T]$. The third asset is a fixed-term asset and can be traded only at time $t = 0$.

Under \mathbb{P} , the price dynamics of the risk-free asset, also referred to as a bank account, is given by the following ordinary differential equation (ODE):

$$dS_0(t) = rS_0(t)dt, \quad S_0(0) = 1,$$

where $r > 0$ is a constant interest rate.

Under \mathbb{P} , the price process $S_1(t)$ of the liquid risky asset (also referred to as a risky fund) evolves according to the following stochastic differential equation (SDE):

$$dS_1(t) = S_1(t) (\mu dt + \sigma dW^\mathbb{P}(t)), \quad S_1(0) = s_1,$$

where $\mu \in \mathbb{R}$ is a constant drift parameter, $\sigma > 0$ denotes a constant volatility of the liquid asset, and $s_1 > 0$ is the liquid risky asset's initial price. We denote the market price of risk by $\gamma := \sigma^{-1}(\mu - r)$.

According to Theorem 3.26 on page 147 in Korn (2014), in the aforementioned market there exists a unique risk-neutral probability measure (also known as an equivalent martingale measure) that we denote by \mathbb{Q} :

$$\left. \frac{d\mathbb{Q}}{d\mathbb{P}} \right|_{\mathcal{F}(t)} := Z(t) := \exp \left(-\frac{1}{2}\gamma^2 t - \gamma W^\mathbb{P}(t) \right). \quad (2.1)$$

Further, we denote the associated pricing kernel by $\tilde{Z} = \left(\tilde{Z}(t) \right)_{t \in [0, T]}$, which is also known as the state price density or the deflator. It is defined as follows:

$$\tilde{Z}(t) := \exp \left(-\left(r + \frac{1}{2}\gamma^2 \right) t - \gamma W^\mathbb{P}(t) \right), \quad t \in [0, T] \quad (2.2)$$

and, thus, satisfies the following SDE under \mathbb{P} :

$$d\tilde{Z}(t) = -\tilde{Z}(t) (r dt + \gamma dW^\mathbb{P}(t)), \quad \tilde{Z}(0) = 1. \quad (2.3)$$

Similarly to Desmettre and Seifried (2016), we assume that a decision maker has access to a fixed-term asset that has a stochastic payoff $F(T)$ at time T . This asset can be purchased at a price of $F(0) = F_0$ at time $t = 0$. Importantly, the fixed-term asset cannot be traded after $t = 0$ due to contractual limitations such as lock-in periods (e.g. infrastructure projects) or the absence of an established liquid market (e.g., private-equity investments), cf. Desmettre and Seifried (2016). To ensure the analytical tractability of our PO framework, we assume that $F(T)$ is $\mathcal{F}(T)$ -measurable and $F(T) > 0$ \mathbb{P} -almost surely (a.s.). As long as these two conditions are satisfied, the probability distribution of $F(T)$ can be flexible. We do not impose any conditions on the risk-return profile of the fixed-term asset¹. However, intuitively, if the fixed-term asset is not “sufficiently attractive” in comparison with liquid assets, then a rational investor should not invest in F . Mathematically, this condition (non-redundancy of F) translates into the following inequality: $F(0) \leq \mathbb{E}^\mathbb{Q} [\exp(-rT) F(T)] = \mathbb{E}^\mathbb{P} [\tilde{Z}(T) F(T)]$. When $F(0) = \mathbb{E}^\mathbb{P} [\tilde{Z}(T) F(T)]$, then a rational investor is indifferent to the presence of F in the investment universe. If $F(0) > \mathbb{E}^\mathbb{P} [\tilde{Z}(T) F(T)]$, a rational investor does not purchase F .

We denote by v_0 the initial wealth of the investor and by ψ the *absolute quantity* of the fixed-term asset that the investor buys at price $F(0) = F_0$ at time $t = 0$. We refer to ψ as the illiquid investment strategy. We assume that:

$$0 \leq \psi \leq \psi^{\max} = v_0 / F(0). \quad (2.4)$$

This condition prevents the investor from taking a short position in the fixed-term asset and ensures solvency, i.e., the decision maker cannot buy more fixed-term assets than the total initial capital allows. We denote by $x_0 \in [0, v_0]$ the initial capital that remains after buying the fixed-term asset and that is used for liquid assets.

¹In practice, illiquid investments usually have a higher return (due to a so-called illiquidity premium) and can have a lower volatility than those of liquid assets.

Let $\pi = (\pi(t))_{t \in [0, T]}$ be the relative portfolio process (liquid investment strategy) with respect to the liquid risky asset S_1 , $c = (c(t))_{t \in [0, T]}$ be the consumption-rate process of the decision maker, $X(t) := X^{x_0, (\pi, \psi, c)}(t)$ be the value of the liquid portfolio of the investor at time $t \in [0, T]$. For a retail investor, c can be thought of as the rate at which the person withdraws money from the investment portfolio to cover lifestyle expenses. For an institutional investor, c can be interpreted as the rate at which dividends are paid out and the operational expenses of the company are covered.

We assume that the decision maker does not inject additional capital and does not withdraw any capital from liquid wealth $X = (X(t))_{t \in [0, T]}$ except for consumption c . Due to $\pi_0(t) = 1 - \pi(t)$, $\forall t \in [0, T]$, $X(t)$ has the following SDE:

$$dX(t) = X(t) \left((r + \pi(t)(\mu - r)) dt + \pi(t)\sigma dW^\mathbb{P}(t) \right) - c(t)dt, \quad X(0) = x_0. \quad (2.5)$$

We impose further regularity conditions on (π, c) :

$$X(t) \geq 0 \quad \forall t \in [0, T] \quad \text{and} \quad \int_0^T (X(t)\pi(t))^2 dt < +\infty \quad \mathbb{P}\text{-a.s.} \quad (2.6)$$

The condition that the liquid wealth is non-negative during the whole investment period is called a *solvency requirement* in [Desmettre and Seifried \(2016\)](#) and is also assumed in [Munk \(2000\)](#). It prevents arbitrage opportunities, since trading has to be financed solely from the liquid capital and the economic agent has to declare insolvency as soon as the liquid portfolio value drops below 0.

Let $\mathcal{A}_u(v_0)$ denote the set of **admissible unconstrained** investment-consumption strategies for a decision maker with initial capital v_0 , i.e., (π, ψ, c) are such that (2.4) holds, π and c are progressively measurable, (2.5) has a unique solution that satisfies (2.6).

Let $V^{v_0, (\pi, \psi, c)}(t)$ be the value of the total portfolio consisting of both liquid and fixed-term assets at time $t \in [0, T]$.

As mentioned in Section 1, the investor has two risk-management constraints. The first constraint is a lower bound on the consumption process c , namely:

$$c(t) \geq \underline{c} \quad \forall t \in [0, T], \quad (2.7)$$

where $\underline{c} > 0$ represents a subsistence level for consumption (e.g., the consumption rate required by the lowest standard of living acceptable for a retail investor, minimal acceptable dividend-payout rate for an insurance company, etc.). Let $K_c := \{c \mid c(t) \geq \underline{c} \forall t \in [0, T]\}$ be the set of consumption processes that satisfy (2.7).

The second constraint is a lower bound on the terminal value $V^{v_0, (\pi, \psi, c)}(T)$ of the investor's total portfolio, namely:

$$V^{v_0, (\pi, \psi, c)}(T) \geq \underline{V}, \quad (2.8)$$

where $\underline{V} > 0$ represents the threshold for terminal portfolio value (e.g., the minimal amount of wealth at retirement acceptable for a retail investor, the expected terminal value of liabilities of an insurance company, etc.) at time T . Let $K_V = \{V^{v_0, (\pi, \psi, c)}(T) \mid V^{v_0, (\pi, \psi, c)}(T) \geq \underline{V}\}$ be the set of terminal portfolio values that satisfy (2.8).

As in [Lakner and Nygren \(2006\)](#), we assume that the decision maker's preferences towards consumption are described by an objective function $U_1 : [0, T] \times (0, +\infty) \rightarrow \mathbb{R}$, such that for each $t \in [0, T]$ the function $U_1(t, \cdot)$ is a standard utility function, i.e., strictly increasing, strictly concave, continuously differentiable, and satisfying Inada conditions. Similarly, we assume that the investor's preferences to-

ward terminal wealth are described by an objective function $U_2 : [0, T] \times (0, +\infty) \rightarrow \mathbb{R}$, such that for each $t \in [0, T]$ the function $U_2(t, \cdot)$ is a standard utility function.

Denoting the set of admissible constrained investment-consumption strategies by

$$\mathcal{A}(v_0; K_c, K_V) := \left\{ (\pi, \psi, c) \in \mathcal{A}_u(v_0) \mid c \in K_c, V^{v_0, (\pi, \psi, c)}(T) \in K_V \right\},$$

we finally state our complete framework as the following optimization problem:

$$\begin{aligned} \max_{\pi, \psi, c} \quad & \mathbb{E}^{\mathbb{P}} \left[\int_0^T U_1(t, c(t)) dt + U_2 \left(T, V^{v_0, (\pi, \psi, c)}(T) \right) \right] \\ \text{s.t.} \quad & (\pi, \psi, c) \in \mathcal{A}(v_0; K_c, K_V). \end{aligned} \quad (P_{\underline{V}, \underline{c}}^{\pi, \psi, c})$$

We denote by $(\pi^*, \psi^*, c^*) \in \mathcal{A}(v_0; K_c, K_V)$ a solution to $(P_{\underline{V}, \underline{c}}^{\pi, \psi, c})$ and by $\mathcal{V}(v_0; K_c, K_V)$ the value function (VF) associated with $(P_{\underline{V}, \underline{c}}^{\pi, \psi, c})$:

$$\mathcal{V}(v_0; K_c, K_V) := \mathbb{E}^{\mathbb{P}} \left[\int_0^T U_1(t, c^*(t)) dt + U_2 \left(T, V^{v_0, (\pi^*, \psi^*, c^*)}(T) \right) \right]. \quad (2.9)$$

3 Methodology for deriving optimal strategies

Problem $(P_{\underline{V}, \underline{c}}^{\pi, \psi, c})$ has two components: the utility of consumption (UoC) subproblem and the utility of wealth (UoW) subproblem. Due to that, we employ the initial-wealth separation technique used in [Lakner and Nygren \(2006\)](#), where a similar but simpler – due to the absence of a fixed-term asset – PO problem is solved. They:

1. split the investor's initial capital v_0 into two arbitrary but fixed parts such that one part is allocated to the UoC subproblem, another part is allocated to the UoW subproblem;
2. solve each subproblem separately;
3. derive the solution to the original problem by combining the solutions to the subproblems with the respective initial capital determined by the optimal split of the investor's initial capital v_0 .

As we shall see, the above-sketched separation approach also works for $(P_{\underline{V}, \underline{c}}^{\pi, \psi, c})$. However, the methodology for solving individual subproblems that arise from $(P_{\underline{V}, \underline{c}}^{\pi, \psi, c})$ requires generalizing theoretical techniques from [Korn \(2005\)](#), [Lakner and Nygren \(2006\)](#), and [Desmettre and Seifried \(2016\)](#) due to the presence of a fixed-term asset F . In the following, we formally describe how to solve $(P_{\underline{V}, \underline{c}}^{\pi, \psi, c})$ and what is novel in our solution methodology compared to the approaches in those three articles.

3.1 Maximization of utility from consumption subject to a lower-bound constraint

Let $v_1 \in [0, v_0]$ be an arbitrarily fixed initial capital that the investor allocates to his/her/their UoC subproblem. The UoC subproblem associated with $(P_{\underline{V}, \underline{c}}^{\pi, \psi, c})$ is given by:

$$\mathcal{V}_1(v_1; K_c) := \max_{(\pi, \psi, c) \in \mathcal{A}_u(v_1)} \mathbb{E}^{\mathbb{P}} \left[\int_0^T U_1(t, c(t)) dt \right] \quad \text{s.t.} \quad c \in K_c, \quad (P_1^{\pi, \psi, c})$$

where $\mathcal{V}_1(v_1; K_c)$ is the value function of this subproblem.

In contrast to the UoC subproblem in [Lakner and Nygren \(2006\)](#), $(P_1^{\pi, \psi, c})$ has a fixed-term asset F and the related control variable ψ . Therefore, we solve $(P_1^{\pi, \psi, c})$ in two steps:

1. derive $(\pi_1^*(t; v_1, \bar{\psi}_1), c_1^*(t; v_1, \bar{\psi}_1))_{t \in [0, T]}$ optimal for $(P_1^{\pi, \bar{\psi}_1, c})$, where $\bar{\psi}_1$ is an arbitrarily fixed admissible ψ in $(P_1^{\pi, \psi, c})$;
2. determine the optimal ψ_1^* by maximizing the VF associated with Problem $(P_1^{\pi, \bar{\psi}_1, c})$ with respect to (w.r.t.) $\bar{\psi}_1$.

We denote by U_1' the derivative of U_1 w.r.t. the second argument. Let $I_1 : [0, T] \times (0, +\infty) \mapsto [0, T] \times [\underline{c}, +\infty)$ be the generalized inverse function of U_1' :

$$I_1(t, z) = \min\{c \geq \underline{c} : U_1'(t, c) \leq z\}, \quad \text{for each } t \in [0, T]. \quad (3.1)$$

From now on till the end of Section 3, we make the following assumption, unless stated otherwise:

$$\mathbb{E}^{\mathbb{P}} \left[\int_0^T \tilde{Z}(t) I_1(t, \lambda_1 \tilde{Z}(t)) dt \right] < +\infty \quad \forall \lambda_1 \in (0, +\infty). \quad (3.2)$$

This is a standard assumption (see also, e.g., Assumption 7.1 in Section 3.7 in [Karatzas and Shreve \(1998\)](#)) needed to ensure the existence of the optimal Lagrangian multiplier in (3.4) below. The optimal Lagrange multiplier is an integral part of the solution to $(P_1^{\pi, \psi, c})$.

Before solving $(P_1^{\pi, \psi, c})$, we first establish the minimal amount of capital needed to ensure that a solution to $(P_1^{\pi, \psi, c})$ exists.

Lemma 3.1 (Minimal initial capital for UoC subproblem). The set of strategies admissible for $(P_1^{\pi, \psi, c})$ is non-empty if and only if $v_1 \geq v_1^{\min} := \underline{c}(1 - \exp(-rT)) / r$.

We denote by $\mathcal{C}^{1,2}([0, T] \times \mathbb{R})$ the set of real-valued functions that are once continuously differentiable w.r.t. the first argument and twice continuously differentiable w.r.t. the second argument. The next proposition provides the solution to $(P_1^{\pi, \psi, c})$ and is a generalization of Proposition 3.1 in [Lakner and Nygren \(2006\)](#) to the case where an investor has access to a fixed-term asset.

Proposition 3.2 (Solution to UoC subproblem). Consider Problem $(P_1^{\pi, \psi, c})$ with initial capital v_1 .

If $v_1 < v_1^{\min}$, then $(P_1^{\pi, \psi, c})$ does not admit a solution.

If $v_1 = v_1^{\min}$, then $\pi_1^*(t; v_1) = 0$, $\psi_1^* = 0$, $c_1^*(t; v_1) = \underline{c}$, $X_1^*(t; v_1) = \underline{c}(1 - \exp(-r(T - t))) / r$.

If $v_1 > v_1^{\min}$, then under Assumption (3.2):

- (i) the optimal consumption process is given by

$$c_1^*(t; v_1) = I_1(t, \lambda_1^*(v_1) \tilde{Z}(t)), \quad t \in [0, T], \quad (3.3)$$

where $\lambda_1^* := \lambda_1^*(v_1)$ is the unique solution to the budget-constraint equation:

$$\mathbb{E}^{\mathbb{P}} \left[\int_0^T \tilde{Z}(t) c_1^*(t; v_1) dt \right] = v_1; \quad (3.4)$$

- (ii) the optimal position in the fixed-term asset is given by:

$$\psi_1^* = 0; \quad (3.5)$$

(iii) the optimal portfolio value is given by:

$$X_1^*(t; v_1) = \mathbb{E}^{\mathbb{Q}} \left[\int_t^T \exp(-r(s-t)) c_1^*(s; v_1) ds | \mathcal{F}(t) \right], \quad (3.6)$$

and the optimal terminal value of the total portfolio is given by

$$V_1^*(T; v_1) = X_1^*(T; v_1) = 0; \quad (3.7)$$

(iv) the optimal relative portfolio process exists and can be found from equating the SDE for $X_1^*(t; v_1)$ in (3.6) with the SDE (2.5) where $\pi_1 = \pi_1^*$. If $X_1^*(t; v_1) = g_1(t, W^{\mathbb{P}}(t))$ for some $g_1(t, w) \in \mathcal{C}^{1,2}([0, T] \times \mathbb{R})$ with $g_1(0, 0) = v_1$, then:

$$\pi_1^*(t; v_1) = \frac{1}{X_1^*(t; v_1)} \frac{1}{\sigma} \frac{\partial}{\partial w} g_1(t, W^{\mathbb{P}}(t)). \quad (3.8)$$

3.2 Maximization of utility from wealth subject to a lower-bound constraint

Let $v_2 \in [0, v_0]$ be an arbitrarily fixed initial capital that the investor allocates to the UoW subproblem. Then the UoW subproblem associated with $(P_{\underline{V}, \underline{c}}^{\pi, \psi, c})$ is given by:

$$\mathcal{V}_2(v_2; K_V) := \max_{(\pi, \psi, c) \in \mathcal{A}_u(v_2)} \mathbb{E}^{\mathbb{P}} \left[U_2 \left(T, V^{v_2, (\pi, \psi, c)}(T) \right) \right] \text{ s.t. } V^{v_2, (\pi, \psi, c)}(T) \in K_V, \quad (P_2^{\pi, \psi, c})$$

where $\mathcal{V}_2(v_2; K_V)$ is the value function associated with $(P_2^{\pi, \psi, c})$.

In contrast to the setting in Korn (2005), $(P_2^{\pi, \psi, c})$ has two additional controls, namely the consumption rate and the illiquid investment strategy. Regarding the former control variable, we can use the same argument as Lakner and Nygren (2006) uses to show that the optimal consumption rate is zero in their UoW problem. In particular, we have $c_2^*(t; v_2) = 0$, since also in our setting $U_2(\cdot, \cdot)$ explicitly depends only on terminal time and wealth, whereas the consumption rate is not its argument. Regarding the illiquid investment strategy, we combine the two-step approach of Desmettre and Seifried (2016) with the methodology used in Korn (2005).

Fix an arbitrary admissible $\bar{\psi}_2$, which implies that the decision maker invests $\bar{\psi}_2 F(0)$ in the fixed-term asset. The remaining capital for liquid assets is denoted by $x_2 := x_2(\bar{\psi}_2) = v_2 - \bar{\psi}_2 F(0)$. When we refer to the value $X^{x_2, (\pi, \bar{\psi}_2, c)}(t)$ of the liquid portfolio at time $t \in [0, T]$, we will use the shorter notation $X^{x_2, \pi}(t)$, because x_2 contains the information about $\bar{\psi}_2$ and $c = 0$ as argued in the previous paragraph. The constraints on terminal wealth

$$X^{x_2, \pi}(T) + \bar{\psi}_2 F(T) \geq \underline{V} \quad \text{and} \quad X^{x_2, \pi}(T) \geq 0$$

are equivalent to:

$$X^{x_2, \pi}(T) \geq \max \{ \underline{V} - \bar{\psi}_2 F(T), 0 \} =: (\underline{V} - \bar{\psi}_2 F(T))^+ =: B^{\bar{\psi}_2} =: B. \quad (3.9)$$

Therefore, the UoW problem for a fixed $\bar{\psi}_2$ is given by:

$$\bar{\mathcal{V}}_2(x_2) := \max_{\pi} \mathbb{E}^{\mathbb{P}} [U_2(T, X^{x_2, \pi}(T) + \bar{\psi}_2 F(T))] \quad \text{s.t.} \quad \pi \in \bar{\mathcal{A}}(x_2; B), \quad (\bar{P}_2^{\pi, \bar{\psi}_2})$$

where the admissibility set is given by:

$$\begin{aligned} \bar{\mathcal{A}}(x_2; B) := \left\{ \pi \text{ is progr. meas.} \left| \begin{aligned} &X^{x_2, \pi}(T) \geq B \quad \mathbb{P}\text{-a.s.}, \int_0^T (\pi(t) X^{x_2, \pi}(t))^2 dt < +\infty, \\ &\mathbb{E}^\mathbb{P} \left[\max \left\{ -U_2 \left(T, V^{v_2, (\pi, \psi, c)}(T) \right), 0 \right\} \right] < +\infty \right\}. \end{aligned} \right. \end{aligned} \quad (3.10)$$

The last condition in (3.10) ensures that the expected utility of terminal wealth is well defined. Common utility functions with $U(T, \cdot) \geq 0$ trivially satisfy this condition. Let us denote by $\bar{\pi}_2^* = (\bar{\pi}_2^*(t; x_2))_{t \in [0, T]}$ the investment strategy optimal for $(\bar{P}_2^{\pi, \bar{\psi}_2})$ and by $\bar{X}_2^* = (\bar{X}_2^*(t; x_2))_{t \in [0, T]}$ the respective optimal liquid wealth process.

Comparing the main problem (P) in Korn (2005) and our $(\bar{P}_2^{\pi, \bar{\psi}_2})$, we see that they differ only by the presence of an additional $\mathcal{F}(T)$ -measurable term $\bar{\psi}_2 F(T)$ inside the utility function in $(\bar{P}_2^{\pi, \bar{\psi}_2})$. Problem $(\bar{P}_2^{\pi, \bar{\psi}_2})$ has a non-empty set of admissible strategies if the initial capital x_2 is sufficient to meet the terminal wealth target:

$$x_2 = x_2(\bar{\psi}_2) \geq \mathbb{E}^\mathbb{P} [\tilde{Z}(T)B] =: x_B(\bar{\psi}_2) =: x_B. \quad (3.11)$$

The quantity x_B is the minimal price needed to replicate the lower bound $B = (\underline{V} - \bar{\psi}_2 F(T))^+$ on the terminal wealth in $(\bar{P}_2^{\pi, \bar{\psi}_2})$.

To solve $(\bar{P}_2^{\pi, \bar{\psi}_2})$, we link it to the following auxiliary unconstrained problem:

$$\max_{\pi} \mathbb{E} \left[U_2 \left(T, X^{\tilde{x}_2, \pi}(T) + \bar{\psi}_2 F(T) + B \right) \right] \quad \text{s.t.} \quad \pi \in \bar{\mathcal{A}}(\tilde{x}_2; 0), \quad (\tilde{P}_2^{\pi, \bar{\psi}_2})$$

where:

$$\tilde{x}_2 := \tilde{x}_2(\bar{\psi}_2) := x_2(\bar{\psi}_2) - x_B(\bar{\psi}_2) = v_2 - \bar{\psi}_2 F_0 - x_B(\bar{\psi}_2). \quad (3.12)$$

Using the definition of B , we obtain that

$$\bar{\psi}_2 F(T) + B = \bar{\psi}_2 F(T) + \max \{ \underline{V} - \bar{\psi}_2 F(T), 0 \} = \max \{ \underline{V}, \bar{\psi}_2 F(T) \}.$$

Denoting the random utility function² by

$$\tilde{U}(x) := U_2(T, x + \max \{ \underline{V}, \bar{\psi}_2 F(T) \}), \quad (3.13)$$

we can write $(\tilde{P}_2^{\pi, \bar{\psi}_2})$ in a more compact form that is consistent with the notation of Korn (2005) (see (P) on page 315, (10) and (11) on page 317 there):

$$\tilde{\mathcal{V}}_2(\tilde{x}_2) := \max_{\pi \in \bar{\mathcal{A}}(\tilde{x}_2; 0)} \mathbb{E} \left[\tilde{U} \left(X^{\tilde{x}_2, \pi}(T) \right) \right]. \quad (\tilde{P}_2^{\pi})$$

We denote by $I_2(\cdot)$ the inverse function of $U_2'(T, \cdot)$. From now till the end of Section 3, we assume that the following condition holds, unless stated otherwise:

$$\mathbb{E}^\mathbb{P} \left[\tilde{Z}(T) I_2 \left(\lambda_2 \tilde{Z}(t) \right) \right] < +\infty \quad \forall \lambda_2 \in (0, +\infty). \quad (3.14)$$

Similarly to (3.2), (3.14) is a standard assumption for portfolio optimization problems. It is needed for

²It is denoted by $U_Z(x)$ on p. 316 in Korn (2005) and by $\tilde{U}(x)$ on p. 317 there

ensuring the existence of a unique Lagrange multiplier that characterizes the solution to (\tilde{P}_2^π) (e.g., cf. Assumption 7.2 in Section 3.7 in [Karatzas and Shreve \(1998\)](#), Assumption (2) in [Korn \(2005\)](#)).

Furthermore, we denote by $\tilde{I}_2(\cdot)$ the extended inverse function of $\tilde{U}'(\cdot)$:

$$\tilde{I}_2(y) = \max \{ I_2(y) - \max \{ \underline{V}, \bar{\psi}_2 F(T) \}, 0 \}, \quad (3.15)$$

where we extended the domain of the inverse function to all non-negative y (cf. Remark 2 in [Korn \(2005\)](#) or Definition 3.2 in [Desmettre and Seifried \(2016\)](#)). The function $\tilde{I}_2(\cdot)$ plays a crucial role in the solution to $(\tilde{P}_2^{\pi, \bar{\psi}_2})$, which is stated in the next proposition.

Proposition 3.3 (Solution to the auxiliary unconstrained problem (\tilde{P}_2^π)). Consider the problem (\tilde{P}_2^π) with $\tilde{x}_2 > 0$. Then under Assumption (3.14):

1. the optimal terminal wealth is given by:

$$\tilde{X}_2^*(T; \tilde{x}_2) = \tilde{B}^* = \tilde{I}_2 \left(\tilde{\lambda}_2^*(\tilde{x}_2) \tilde{Z}(T) \right), \quad (3.16)$$

where $\tilde{\lambda}_2^* = \tilde{\lambda}_2^*(\tilde{x}_2)$ is the unique solution to the budget-constraint equation:

$$\mathbb{E}^\mathbb{P} \left[\tilde{Z}(T) \tilde{B}^* \right] = \tilde{x}_2; \quad (3.17)$$

2. the optimal intermediate wealth equals:

$$\tilde{X}_2^*(t; \tilde{x}_2) = \mathbb{E}^\mathbb{P} \left[\tilde{B}^* \tilde{Z}(T) / \tilde{Z}(t) | \mathcal{F}(t) \right]; \quad (3.18)$$

3. the optimal investment strategy exists and can be obtained from equating the SDE for $\tilde{X}_2^*(t; \tilde{x}_2)$ in (3.18) with the SDE (2.5) where $\pi_1 = \tilde{\pi}_2^*$. If $\tilde{X}_2^*(t; \tilde{x}_2) = \tilde{g}_2(t, W^\mathbb{P}(t))$ for some $\tilde{g}_2(t, w) \in \mathcal{C}^{1,2}([0, T] \times \mathbb{R})$ with $\tilde{g}_2(0, 0) = \tilde{x}_2$, then:

$$\tilde{\pi}_2^*(t; \tilde{x}_2) = \frac{1}{\tilde{X}_2^*(t; \tilde{x}_2)} \frac{1}{\sigma} \frac{\partial}{\partial w} \tilde{g}_2(t, W^\mathbb{P}(t)). \quad (3.19)$$

Theorem 2 in [Desmettre et al. \(2022\)](#) provides another approach to deriving an alternative representation of $\tilde{\pi}_2^*$. This approach is similar to the approach stated in Theorem 21 in [Korn \(1997\)](#) in the sense that both theorems rely on the comparison of coefficients. However, Theorem 2 in [Desmettre et al. \(2022\)](#) represents the optimal strategy in terms of the pricing kernel \tilde{Z} and the fixed-term asset F , assuming that its price at any $t \in [0, T]$ can be observed.

It follows from (3.15) and (3.16) that the terminal value of the optimal liquid portfolio can be zero. As explained in [Desmettre and Seifried \(2016\)](#), this is caused by the fact that \tilde{U} does not satisfy the Inada conditions in general, and the investor's marginal utility can be finite because of his/her/their long position in the fixed-term asset.

One of the ingredients for the link between (\tilde{P}_2^π) and $(\bar{P}_2^{\pi, \bar{\psi}_2})$ is pricing and replicating the contingent claim $B = (\underline{V} - \bar{\psi}_2 F(T))^+$ defined in (3.9). Due to the assumption that $F(T)$ is $\mathcal{F}(T)$ -measurable and the liquid financial market is complete, the fair value of B at time $t \in [0, T]$ is unique and is given by (cf. Chapter 3 in [Korn \(2014\)](#)):

$$X_B(t; x_B) = \mathbb{E}^\mathbb{P} \left[B \tilde{Z}(T) / \tilde{Z}(t) | \mathcal{F}(t) \right], \quad \forall t \in [0, T]. \quad (3.20)$$

The respective replicating strategy $\pi_B(t; x_B)$ can be found using the comparison of coefficients, as in Theorem 21 in Korn (1997) or Theorem 2 in Desmettre et al. (2022).

The next proposition establishes the link between (\tilde{P}_2^π) and $(\overline{P}_2^{\pi, \bar{\psi}_2})$. This theoretical result generalizes Theorem 5 in Korn (2005) to the case when a utility function in problem (P) in Korn (2005) is random.

Proposition 3.4 (Solution to $(\overline{P}_2^{\pi, \bar{\psi}_2})$). Consider $(\overline{P}_2^{\pi, \bar{\psi}_2})$ with initial capital x_2 . Let x_B be given by (3.11), $X_B(t; x_B)$ be given by (3.20) and let $\pi_B(t; x_B)$ be the respective strategy that replicates $X_B(t; x_B)$.

If $x_2 < x_B$, then $(\overline{P}_2^{\pi, \bar{\psi}_2})$ does not admit a solution.

If $x_2 = x_B$, then $\overline{X}_2^*(t; x_2) = X_B(t; x_B)$ and $\bar{\pi}_2^*(t; x_2) = \pi_B(t; x_B)$ for $\forall t \in [0, T]$.

If $x_2 > x_B$, consider (\tilde{P}_2^π) with initial wealth $\tilde{x}_2 > 0$ given by (3.12). Denote the optimal strategy and the optimal wealth of this auxiliary unconstrained problem by $\tilde{\pi}_2^*$ and \tilde{X}_2^* respectively. Then under Assumption (3.14):

1. the optimal terminal wealth is given by:

$$\overline{X}_2^*(T; x_2) = B^* = B + \tilde{B}^*, \quad (3.21)$$

where B is the lower bound on liquid terminal wealth as per (3.9) and \tilde{B}^* is the optimal terminal wealth (3.16) in the respective auxiliary unconstrained problem (\tilde{P}_2^π) .

2. the optimal wealth at $t \in [0, T]$ is given by:

$$\overline{X}_2^*(t; x_2) = X_B(t; x_B) + \tilde{X}_2^*(t; \tilde{x}_2). \quad (3.22)$$

3. the optimal amount of money invested in the liquid risky asset at $t \in [0, T]$ is given by

$$\bar{\pi}_2^*(t; x_2) = \frac{\pi_B(t; x_B)X_B(t; x_B) + \tilde{\pi}_2^*(t; \tilde{x}_2)\tilde{X}_2^*(t; \tilde{x}_2)}{\overline{X}_2^*(t; x_2)}. \quad (3.23)$$

In the next lemma, we establish the minimal amount v_2^{\min} of initial capital needed to ensure that $(P_2^{\pi, \psi, c})$ admits a solution.

Lemma 3.5 (Minimal initial capital for UoW subproblem). The set of strategies admissible for $(P_2^{\pi, \psi, c})$ is non-empty if and only if $v_2 \geq v_2^{\min} := \exp(-rT) \underline{V}$.

The minimal capital requirement in Lemma 3.5 is the same as in Lakner and Nygren (2006). However, the proof of our result is different due to the presence of the fixed-term asset, which makes the lower bound of the terminal liquid portfolio value random.

In the next proposition, we provide the solution to $(P_2^{\pi, \psi, c})$.

Proposition 3.6 (Solution to UoW subproblem). Consider $(P_2^{\pi, \psi, c})$ with initial capital v_2 .

If $v_2 < v_2^{\min}$, then $(P_2^{\pi, \psi, c})$ does not admit a solution.

If $v_2 = v_2^{\min}$, then $\pi_2^*(t; v_2) = 0$, $\psi_2^* = 0$, $c_2^*(t; v_2) = 0$, $X_2^*(t; v_2) = \exp(-r(T-t)) \underline{V} = v_2 \exp(rt)$ for $\forall t \in [0, T]$, and $V_2^*(T; v_2) = \underline{V}$.

If $v_2 > v_2^{\min}$, then under Assumption (3.14):

- (i) the optimal consumption process is given by

$$c_2^*(t; v_2) = 0, \forall t \in [0, T]; \quad (3.24)$$

(ii) the optimal position in the fixed-term asset is given by:

$$\psi_2^* = \arg \max_{\bar{\psi}_2 \in [0, \frac{v_2}{F(0)}]} \tilde{\mathcal{V}}_2(\tilde{x}_2(\bar{\psi}_2)), \quad (3.25)$$

where $\tilde{\mathcal{V}}_2(\cdot)$ is the value function of $(\tilde{P}_2^{\pi, \bar{\psi}_2})$;

(iii) the optimal liquid portfolio value is given by

$$X_2^*(t; v_2) = \bar{X}_2^*(t; x_2(\psi_2^*)) = X_B(t; x_B(\psi_2^*)) + \tilde{X}_2^*(t; \tilde{x}_2(\psi_2^*)), \quad \forall t \in [0, T], \quad (3.26)$$

and the optimal terminal value of the total portfolio is given by

$$V_2^*(T; v_2) = \max \left\{ \underline{V}, \psi_2^* F(T), I_2 \left(\tilde{\lambda}_2^* \tilde{Z}(T) \right) \right\}; \quad (3.27)$$

(iv) the optimal relative portfolio process is given by

$$\pi_2^*(t; v_2) = \frac{\pi_B(t; x_B(\psi_2^*)) X_B(t; x_B(\psi_2^*)) + \tilde{\pi}_2^*(t; \tilde{x}_2(\psi_2^*)) \tilde{X}_2^*(t; \tilde{x}_2(\psi_2^*))}{X_2^*(t; v_2)}. \quad (3.28)$$

Remark. Using (3.27), we can write (3.25) more explicitly as follows:

$$\psi_2^* = \arg \max_{\bar{\psi}_2 \in [0, \frac{v_2}{F(0)}]} \mathbb{E}^{\mathbb{P}} \left[U_2 \left(T, \max \left\{ \underline{V}, \bar{\psi}_2 \cdot F(T), I_2 \left(\tilde{\lambda}_2^* (\tilde{x}_2(\bar{\psi}_2)) \cdot \tilde{Z}(T) \right) \right\} \right) \right].$$

Letting $\underline{V} \downarrow 0$ in the above formula, we recover the results in Corollary 3.4 of [Desmettre and Seifried \(2016\)](#) for $\alpha = 0$.

3.3 Solution to the main problem via the optimal combination of solutions to subproblems

In Proposition 3.2 and Proposition 3.6 we provide solutions to UoC subproblem $(P_1^{\pi, \psi, c})$ and UoW subproblem $(P_2^{\pi, \psi, c})$ respectively. The solutions to these subproblems depend on the investor's initial capital allocated to them. In the next proposition we establish the link between the VF in the UoC subproblem, the VF in the UoW subproblem, and the VF in the original problem $(P_{V, c}^{\pi, \psi, c})$.

Proposition 3.7. Assume that $v_0 \geq v_0^{\min} := v_1^{\min} + v_2^{\min}$ holds. Then:

$$\mathcal{V}(v_0; K_c, K_V) = \max_{(v_1, v_2) \in \Lambda(v_0)} \{ \mathcal{V}_1(v_1; K_c) + \mathcal{V}_2(v_2; K_V) \}, \quad (3.29)$$

where $\Lambda(v_0) = \{(v_1, v_2)^\top : v_1 \geq v_1^{\min}, v_2 \geq v_2^{\min}, v_1 + v_2 = v_0\}$.

Lemma 3.8. The optimal distribution of the investor's initial capital is given by:

$$v_1^* = v_1^{\min} \mathbb{1}_{\bar{v}_1 \in (0, v_1^{\min})} + \bar{v}_1 \mathbb{1}_{\bar{v}_1 \in [v_1^{\min}, v_0 - v_2^{\min})} + (v_0 - v_2^{\min}) \mathbb{1}_{\bar{v}_1 \in [v_0 - v_2^{\min}, +\infty)}; \quad (3.30)$$

$$v_2^* = v_0 - v_1^*, \quad (3.31)$$

where \bar{v}_1 solves the following equation:

$$\mathcal{V}_1'(v_1; K_c) - \mathcal{V}_2'(v_0 - v_1; K_V) = 0 \quad (3.32)$$

with \mathcal{V}'_1 and \mathcal{V}'_2 denoting the derivatives w.r.t. the respective initial wealth.

Finally, in the next proposition we show how the investor's initial capital should be distributed among the UoC and UoW subproblems and how the corresponding solutions to the subproblems should be combined to obtain the solution to the original problem ($P_{V,c}^{\pi,\psi,c}$).

Proposition 3.9 (Solution to ($P_{V,c}^{\pi,\psi,c}$)). Assume that $v_0 \geq v_0^{\min} := v_1^{\min} + v_2^{\min}$ and that Assumptions (3.2) and (3.14) are satisfied. Let v_1^* and v_2^* be given by (3.30) and (3.31) respectively. Then for the problem ($P_{V,c}^{\pi,\psi,c}$):

(i) the value function is given by

$$\mathcal{V}(v_0; K_c, K_V) = \mathcal{V}_1(v_1^*; K_c) + \mathcal{V}_2(v_2^*; K_V); \quad (3.33)$$

(ii) the value of the optimal liquid portfolio at $t \in [0, T]$ is given by

$$X^*(t; v_0) = X_1^*(t; v_1^*) + X_2^*(t; v_2^*), \quad \forall t \in [0, T]; \quad (3.34)$$

(iii) the optimal consumption rate at $t \in [0, T]$ is given by

$$c^*(t; v_0) = c_1^*(t; v_1^*), \quad \forall t \in [0, T]; \quad (3.35)$$

(iv) the optimal position in the fixed-term asset is given by

$$\psi^* = \psi_2^*(v_2^*); \quad (3.36)$$

(v) the optimal portfolio strategy at $t \in [0, T]$ is given by

$$\pi^*(t; v_0) = \frac{\pi_1^*(t; v_1^*) \cdot X_1^*(t; v_1^*) + \pi_2^*(t; v_2^*) \cdot X_2^*(t; v_2^*)}{X^*(t; v_0)}, \quad \forall t \in [0, T]; \quad (3.37)$$

(vi) the terminal value of the optimal total portfolio equals:

$$V^*(T; v_0) = V_2^*(T; v_2^*) = X_2^*(T; v_2^*) + \psi^* F(T). \quad (3.38)$$

3.4 Summary of our solution methodology and theoretical contributions

Next we summarize the approach to deriving the optimal consumption-investment strategies within the framework ($P_{V,c}^{\pi,\psi,c}$):

1. Derive $(\pi_1^*(t; v_1), \psi_1^*(v_1), c_1^*(t; v_1))_{t \in [0, T]}$ optimal for the UoC subproblem ($P_1^{\pi,\psi,c}$) by using the generalized MA and obtain the respective optimal wealth $X_1^*(t; v_1^*), t \in [0, T]$, and value function $\mathcal{V}_1(v_1; K_c)$:
 - (a) solve UoC subproblem for an arbitrarily fixed admissible $\bar{\psi}_1$;
 - (b) maximize w.r.t. $\bar{\psi}_1$ the value function from Step 1.(a).
2. Derive $(\pi_2^*(t; v_2), \psi_2^*(v_2), c_2^*(t; v_2))_{t \in [0, T]}$ optimal for the UoW subproblem ($P_2^{\pi,\psi,c}$) by applying the generalized MA and obtain the respective optimal wealth $X_2^*(t; v_2^*), t \in [0, T]$, and value function $\mathcal{V}_2(v_2; K_V)$:

- (a) solve UoW subproblem for an arbitrarily fixed admissible $\bar{\psi}_2$:
 - i. replicate the lower bound on terminal portfolio value;
 - ii. solve the auxiliary unconstrained problem $(\tilde{P}_2^{\pi, \bar{\psi}_2})$.
 - (b) maximize w.r.t. $\bar{\psi}_2$ the conditional value function Step 2.(a).
3. Optimally combine the solutions obtained in Step 1 and Step 2 to get the solution to $(P_{V,c}^{\pi, \psi, c})$

$$\begin{aligned}\pi^*(t; v_0) &= (\pi_1^*(t; v_1^*) \cdot X_1^*(t; v_1^*) + \pi_2^*(t; v_2^*) \cdot X_2^*(t; v_2^*)) / (X_1^*(t; v_1^*) + X_2^*(t; v_2^*)), \quad \forall t \in [0, T]; \\ \psi^*(v_0) &= \psi_1^*(v_1^*) + \psi_2^*(v_2^*); \\ c^*(t; v_0) &= c_1^*(t; v_1^*) + c_2^*(t; v_2^*), \quad \forall t \in [0, T],\end{aligned}$$

where v_1^* is determined by finding the solution \bar{v}_1 to:

$$\mathcal{V}'_1(v_1; K_c) = \mathcal{V}'_2(v_0 - v_1; K_V).$$

and projecting \bar{v}_1 on the admissibility set $[v_1^{\min}, v_0 - v_2^{\min}]$, whereas v_2^* is found via $v_2^* = v_0 - v_1^*$.

In comparison to [Lakner and Nygren \(2006\)](#), we added the opportunity of the decision maker to invest in a fixed-term asset to the investment universe, which makes UoC subproblem in Step 1 and UoW subproblem in Step 2 more general and more difficult to solve. The core idea of [Lakner and Nygren \(2006\)](#) to solve the UoC subproblem and UoW subproblem separately and then optimally combine the solutions is still valid.

In comparison to [Desmettre and Seifried \(2016\)](#), we added to the investor's objective function also utility of intermediate consumption and we integrated risk-management constraints, i.e., lower bound on intermediate consumption and on terminal wealth. The generalized martingale approach proposed in [Desmettre and Seifried \(2016\)](#) has been adjusted to our setting. It means that UoC and UoW subproblems can be solved in two steps by deriving solutions conditional on $\psi_k F(T)$, $k \in \{1, 2\}$, and then maximizing the respective (conditional) value function.

Our methodology for solving the UoW subproblem $(\bar{P}_2^{\pi, \bar{\psi}_2})$ in Step 2 extends the technique of [Korn \(2005\)](#) by allowing the original utility in the wealth-constrained problem to be random due to the presence of a fixed-term asset.

4 Explicit formulas for power utility functions

In this section, we derive explicit formulas for an economic agent with power-utility functions and a fixed-term asset whose price process is either a deterministic one or a geometric Brownian motion.

We assume that the agent's preferences are described by power-utility functions:

$$U_1(c) = \frac{c^{p_1}}{p_1}; \tag{4.1}$$

$$U_2(v) = \frac{v^{p_2}}{p_2}, \tag{4.2}$$

where $p_1 \in (-\infty, 1) \setminus \{0\}$ and $p_2 \in (-\infty, 1) \setminus \{0\}$ are the relative-risk aversion (RRA) parameters. We also assume that the fixed-term asset price has the following dynamics:

$$dF(t) = F(t) (\mu_F dt + \sigma_F dW^{\mathbb{P}}(t)), \quad F(0) = F_0 > 0, \tag{4.3}$$

where $\mu_F \in \mathbb{R}$, $\sigma_F \geq 0$. Trivially, (4.3) satisfies the assumptions of $\mathcal{F}(T)$ -measurability and $F(T) > 0$ \mathbb{P} -a.s..

The decision-making problem ($P_{V,c}^{\pi,\psi,c}$) becomes then:

$$\begin{aligned} \mathcal{V}(v_0; K_c, K_V) := & \max_{\pi, \psi, c} \mathbb{E}^{\mathbb{P}} \left[\int_{t=0}^T \frac{(c(t))^{p_1}}{p_1} dt + \frac{(V^{v_0, (\pi, \psi, c)}(T))^{p_2}}{p_2} \right] \\ \text{s.t.} \quad & (\pi, \psi, c) \in \mathcal{A}(v_0; K_c, K_V) \end{aligned} \quad (4.4)$$

As described in Section 3, ($P_{V,c}^{\pi,\psi,c}$) can be decomposed into two subproblems ($P_1^{\pi,\psi,c}$) and ($P_2^{\pi,\psi,c}$), which in the case of power utilities become

$$\mathcal{V}_1(v_1; K_c) := \max_{(\pi, \psi, c) \in \mathcal{A}_u(v_1)} \mathbb{E}^{\mathbb{P}} \left[\int_0^T \frac{(c(t))^{p_1}}{p_1} dt \right] \quad \text{s.t.} \quad c \in K_c, \quad (4.5)$$

and

$$\mathcal{V}_2(v_2; K_V) := \max_{(\pi, \psi, c) \in \mathcal{A}_u(v_2)} \mathbb{E}^{\mathbb{P}} \left[\frac{(V^{v_2, (\pi, \psi, c)}(T))^{p_2}}{p_2} \right] \quad \text{s.t.} \quad V^{v_2, (\pi, \psi, c)}(T) \in K_V, \quad (4.6)$$

respectively.

Even though the techniques for solving (4.5) as well as (4.6) are the same when $\sigma_F > 0$ and when $\sigma_F = 0$, we distinguish between these cases for two reasons. First, when $\sigma_F = 0$, the (in general) stochastic nature of F disappears and F can be interpreted as another safe asset (e.g., a deposit in a bank whose default probability is negligible), which is illiquid but can have a higher rate of return μ_F than the risk-free rate r of the liquid safe asset S_0 . Second, the explicit formulas for $\sigma_F = 0$ are simpler, while the case $\sigma_F > 0$ requires further separation among three parametric regions, as we demonstrate later. Therefore, in Subsection 4.1 we provide explicit formulas for F with a stochastic component (i.e., $\sigma_F > 0$) and in Subsection 4.2 we treat the case of deterministic F (i.e., $\sigma_F = 0$).

4.1 Fixed-term asset with a random component

Throughout this subsection, we assume that F is described by (4.3) with $\sigma_F > 0$. As mentioned in Section 2, the fixed-term asset is non-redundant if:

$$F(0) \leq \mathbb{E}^{\mathbb{P}} \left[\tilde{Z}(T) F(T) \right]. \quad (4.7)$$

For F with SDE (4.3), we can show via straightforward calculations that (4.7) is equivalent to:

$$\frac{\mu_F - r}{\sigma_F} \geq \frac{\mu - r}{\sigma} = \gamma. \quad (4.8)$$

Condition (4.8) means that the Sharpe ratio of the illiquid asset is larger than or equal to the Sharpe ratio of the liquid risky asset, which coincides with the liquid market price of risk. This condition is consistent with Assumption (8) in Ang et al. (2014), where the researchers assume that the Sharpe ratio of the illiquid asset is greater than or equal to the Sharpe ratio of the liquid asset.

Before deriving the investment-consumption strategies optimal for (4.4), we state now two auxiliary lemmas that we will use in multiple proofs.

Lemma 4.1. Let $a \in (0, +\infty)$, $b \in (0, +\infty)$, $k \in \mathbb{R}$, and $0 \leq t < s \leq T$. Then:

$$\begin{aligned} \mathbb{E}^{\mathbb{P}} \left[\left(\tilde{Z}(s) \right)^k \mathbb{1}_{\{\tilde{Z}(s) \in (a, b)\}} | \mathcal{F}(t) \right] &= \left(\tilde{Z}(t) \right)^k \exp \left(-k \left(r + \frac{\gamma^2}{2} \right) (s - t) + \frac{k^2 \gamma^2}{2} (s - t) \right) \\ &\quad \cdot \left(\Phi \left(\bar{d}(a) + k\gamma\sqrt{s - t} \right) - \Phi \left(\bar{d}(b) + k\gamma\sqrt{s - t} \right) \right) \cdot \mathbb{1}_{\{a < b\}} \\ &=: \xi(s, t, \tilde{Z}(t), k, a, b; \gamma, r), \end{aligned} \quad (4.9)$$

where

$$\begin{aligned} \bar{d}(x) &:= \bar{d}(x; s, t, \tilde{Z}(t), r, \gamma) := \frac{\ln \left(\tilde{Z}(t)/x \right) - \left(r + \frac{\gamma^2}{2} \right) (s - t)}{\gamma\sqrt{s - t}}; \\ \bar{d}(0) &:= \lim_{x \downarrow 0} \bar{d}(x) = +\infty \quad \text{and} \quad \bar{d}(+\infty) := \lim_{x \uparrow +\infty} \bar{d}(x) = -\infty, \end{aligned} \quad (4.10)$$

and $\Phi(\cdot)$ is the cumulative distribution function of a standard normal random variable.

Lemma 4.2. Let $t_1 \in \mathbb{R}$, $t_2 \in \mathbb{R}$ be such that $0 \leq t_1 \leq t_2 \leq T$. Then:

$$F(t_2) = F(t_1) h(t_1, t_2) \left(\frac{\tilde{Z}(t_2)}{\tilde{Z}(t_1)} \right)^{-\frac{\sigma_F}{\gamma}}, \quad (4.11)$$

where

$$h(t_1, t_2) := \exp \left(\left(\mu_F - \frac{1}{2} \sigma_F^2 - \frac{\sigma_F r}{\gamma} - \frac{1}{2} \sigma_F \gamma \right) (t_2 - t_1) \right). \quad (4.12)$$

Applying Proposition 3.2, we can solve the UoC subproblem (4.5).

Corollary 4.3 (Solution to (4.5)). Consider Problem $(P_1^{\pi, \psi, c})$ with initial capital v_1 .

If $v_1 < v_1^{\min}$, then (4.5) does not admit a solution.

If $v_1 = v_1^{\min}$, then $\pi_1^*(t; v_1) = 0$, $\psi_1^* = 0$, $c_1^*(t; v_1) = \underline{c}$, $X_1^*(t; v_1) = \underline{c}(1 - \exp(-r(T - t))) / r$.

If $v_1 > v_1^{\min}$, then:

(i) the optimal consumption process is given by

$$c_1^*(t; v_1) = \left(\lambda_1^* \tilde{Z}(t) \right)^{\frac{1}{p_1 - 1}} \mathbb{1}_{\{\tilde{Z}(t) \leq \underline{c}^{p_1 - 1} / \lambda_1^*\}} + \underline{c} \mathbb{1}_{\{\tilde{Z}(t) > \underline{c}^{p_1 - 1} / \lambda_1^*\}}, \quad t \in [0, T], \quad (4.13)$$

where $\lambda_1^* := \lambda_1^*(v_1)$ is the unique solution to the equation:

$$\begin{aligned} v_1 &= \lambda_1^{\frac{1}{p_1 - 1}} \int_0^T \xi \left(t, 0, 1, \frac{p_1}{p_1 - 1}, 0, \frac{\underline{c}^{p_1 - 1}}{\lambda_1^*}; \gamma, r \right) dt \\ &\quad + \underline{c} \int_0^T \xi \left(t, 0, 1, 0, \frac{\underline{c}^{p_1 - 1}}{\lambda_1^*}, +\infty; \gamma, r \right) dt; \end{aligned} \quad (4.14)$$

(ii) the optimal position in the fixed-term asset is given by:

$$\psi_1^* = 0; \quad (4.15)$$

(iii) the value of the optimal liquid portfolio is given by:

$$\begin{aligned} X_1^*(t; v_1) &= (\lambda_1^*)^{\frac{1}{p_1-1}} \left(\tilde{Z}(t) \right)^{-1} \int_t^T \xi \left(s, t, \tilde{Z}(t), \frac{p_1}{p_1-1}, 0, \frac{c^{p_1-1}}{\lambda_1^*}; \gamma, r \right) ds \\ &\quad + \underline{c} \left(\tilde{Z}(t) \right)^{-1} \int_t^T \xi \left(s, t, \tilde{Z}(t), 0, \frac{c^{p_1-1}}{\lambda_1^*}, +\infty; \gamma, r \right) ds; \end{aligned} \quad (4.16)$$

and the terminal value of the optimal total portfolio is given by

$$V_1^*(T; v_1) = 0; \quad (4.17)$$

(iv) the optimal relative portfolio process exists and is given by

$$\pi_1^*(t; v_1) = -\frac{\gamma \tilde{Z}(t)}{\sigma g_1(t, \tilde{Z}(t))} \frac{\partial g_1(t, \tilde{Z}(t))}{\partial \tilde{z}}, \quad (4.18)$$

where $g_1(t, \tilde{Z}(t))$ is the right-hand side in (4.16) seen as a function of t and $\tilde{Z}(t)$.

Proposition 4.4. Let $\bar{\psi}_2 \geq 0$ be arbitrarily fixed and F be given by (4.3). Consider a put option $B := (\underline{V} - \bar{\psi}_2 F(T))^+$ with F given by (4.3). Then:

(i) the initial capital needed to replicate B by trading S_0 and S_1 equals:

$$\begin{aligned} x_B = x_B(\bar{\psi}_2) &= \underline{V} \xi \left(T, 0, 1, 1, (\bar{\psi}_2 F_0 h(0, T)/\underline{V})^{\frac{\gamma}{\sigma_F}}, +\infty; \gamma, r \right) \\ &\quad - \bar{\psi}_2 F_0 h(0, T) \xi \left(T, 0, 1, 1 - \frac{\sigma_F}{\gamma}, (\bar{\psi}_2 F_0 h(0, T)/\underline{V})^{\frac{\gamma}{\sigma_F}}, +\infty; \gamma, r \right); \end{aligned} \quad (4.19)$$

(ii) the value process of the portfolio that replicates is given by:

$$\begin{aligned} X_B(t; x_B) &= \underline{V} \left(\tilde{Z}(t) \right)^{-1} \xi \left(T, t, \tilde{Z}(t), 1, \tilde{Z}(t) (\bar{\psi}_2 F(t) h(t, T)/\underline{V})^{\frac{\gamma}{\sigma_F}}, +\infty; \gamma, r \right) \\ &\quad - \bar{\psi}_2 F(t) h(t, T) \left(\tilde{Z}(t) \right)^{\frac{\sigma_F}{\gamma}-1} \xi \left(T, t, \tilde{Z}(t), 1 - \frac{\sigma_F}{\gamma}, \tilde{Z}(t) (\bar{\psi}_2 F(t) h(t, T)/\underline{V})^{\frac{\gamma}{\sigma_F}}, +\infty; \gamma, r \right); \end{aligned} \quad (4.20)$$

(iii) the investment strategy that replicates B is given by:

$$\pi_B(t; x_B) = -\frac{\gamma \tilde{Z}(t)}{\sigma g_B(t, \tilde{Z}(t))} \frac{\partial g_B(t, \tilde{Z}(t))}{\partial \tilde{z}}, \quad (4.21)$$

where $g_B(t, \tilde{Z}(t))$ is the right-hand side in (4.20) represented as a seen of t and $\tilde{Z}(t)$.

Applying Proposition 3.6, we can solve the UoW subproblem (4.6). In the calculations, it turns out that the relation among the parameters σ_F , γ and p_2 has a subtle yet structurally important impact, which is why we define:

$$D(\gamma, \sigma_F, p_2) := 1 + \sigma_F(p_2 - 1)/\gamma \quad (4.22)$$

and distinguish among the following three cases (parametric regions):

$$\begin{aligned}
\text{Case I: } & D(\gamma, \sigma_F, p_2) > 0; \\
\text{Case II: } & D(\gamma, \sigma_F, p_2) = 0; \\
\text{Case III: } & D(\gamma, \sigma_F, p_2) < 0.
\end{aligned} \tag{4.23}$$

Since $\gamma > 0$, $\sigma_F \geq 0$ and $(1 - p_2) > 0$, the above cases depend on the relation between the RRA-adjusted market price of risk in the liquid market and the volatility of the fixed-term asset:

$$\frac{\gamma}{1 - p_2} \begin{matrix} \geq \\ < \end{matrix} \sigma_F.$$

Corollary 4.5 (Solution to (4.6)). Consider (4.6) with initial capital v_2 .

If $v_2 < v_2^{\min}$, then (4.6) does not admit a solution.

If $v_2 = v_2^{\min}$, then $\pi_2^*(t; v_2) = 0$, $\psi_2^* = 0$, $c_2^*(t; v_2) = 0$, $X_2^*(t; v_2) = \exp(-r(T - t)) \underline{V} = v_2 \exp(rt)$ for $\forall t \in [0, T]$, and $V_2^*(T; v_2) = \underline{V}$.

If $v_2 > v_2^{\min}$, then:

(i) the optimal consumption process is given by

$$c_2^*(t; v_2) = 0, \forall t \in [0, T]; \tag{4.24}$$

(ii) the optimal position in the fixed-term asset is given by:

$$\psi_2^* := \psi_2^*(v_2) = \arg \max_{\bar{\psi}_2 \in [0, \frac{v_2}{F_0}]} \tilde{\mathcal{V}}_2(\tilde{x}_2(\bar{\psi}_2)), \tag{4.25}$$

where $\tilde{x}_2(\bar{\psi}_2) = v_2 - \bar{\psi}_2 F_0 - x_B(\bar{\psi}_2)$, $x_B(\bar{\psi}_2)$ is given by (4.19), and

$$\tilde{\mathcal{V}}_2(\tilde{x}_2(\bar{\psi}_2)) = \begin{cases} \frac{1}{p_2} \underline{V}^{p_2} \xi\left(T, 0, 1, 0, \underline{V}^{p_2-1}/\tilde{\lambda}_2^*, +\infty; \gamma, r\right) \\ \quad + \frac{1}{p_2} \left(\tilde{\lambda}_2^*\right)^{\frac{p_2}{p_2-1}} \xi\left(T, 0, 1, \frac{p_2}{p_2-1}, 0, \underline{V}^{p_2-1}/\tilde{\lambda}_2^*; \gamma, r\right), & \text{if } \bar{\psi}_2 = 0; \\ \tilde{\mathcal{V}}_2^I(\tilde{x}_2(\bar{\psi}_2)), & \text{if } \bar{\psi}_2 \in \left(0, \frac{v_2}{F_0}\right] \text{ and } D(\gamma, \sigma_F, p_2) > 0; \\ \tilde{\mathcal{V}}_2^{II}(\tilde{x}_2(\bar{\psi}_2)), & \text{if } \bar{\psi}_2 \in \left(0, \frac{v_2}{F_0}\right] \text{ and } D(\gamma, \sigma_F, p_2) = 0; \\ \tilde{\mathcal{V}}_2^{III}(\tilde{x}_2(\bar{\psi}_2)), & \text{if } \bar{\psi}_2 \in \left(0, \frac{v_2}{F_0}\right] \text{ and } D(\gamma, \sigma_F, p_2) < 0; \end{cases} \tag{4.26}$$

with $D(\cdot)$ defined in (4.22) and

$$\begin{aligned}
\text{Case I: } \tilde{\mathcal{V}}_2^I(\tilde{x}_2(\bar{\psi}_2)) &= \frac{1}{p_2} \underline{V}^{p_2} \xi\left(T, 0, 1, 0, \max\left\{(\bar{\psi}_2 F_0 h(0, T)/\underline{V})^{\frac{\gamma}{\sigma_F}}, \underline{V}^{p_2-1}/\tilde{\lambda}_2^*\right\}, +\infty; \gamma, r\right) \\
&+ \frac{1}{p_2} (\bar{\psi}_2 F_0 h(0, T))^{p_2} \xi\left(T, 0, 1, -\frac{\sigma_F p_2}{\gamma}, \right. \\
&\quad \left. \left((\bar{\psi}_2 F_0 h(0, T))^{p_2-1}/\tilde{\lambda}_2^*\right)^{1/D(\gamma, \sigma_F, p_2)}, (\bar{\psi}_2 F_0 h(0, T)/\underline{V})^{\frac{\gamma}{\sigma_F}}; \gamma, r\right) \\
&+ \frac{1}{p_2} \left(\tilde{\lambda}_2^*\right)^{\frac{p_2}{p_2-1}} \xi\left(T, 0, 1, \frac{p_2}{p_2-1}, 0, \right.
\end{aligned}$$

$$\min \left\{ \underline{V}^{p_2-1} / \tilde{\lambda}_2^*, \left((\bar{\psi}_2 F_0 h(0, T))^{p_2-1} / \tilde{\lambda}_2^* \right)^{1/D(\gamma, \sigma_F, p_2)} \right\}; \gamma, r \Big);$$

$$\begin{aligned} \text{Case II: } \tilde{\mathcal{V}}_2^{II}(\tilde{x}_2(\bar{\psi}_2)) &= \frac{1}{p_2} \underline{V}^{p_2} \xi \left(T, 0, 1, 0, \max \left\{ (\bar{\psi}_2 F_0 h(0, T) / \underline{V})^{\frac{\gamma}{\sigma_F}}, \underline{V}^{p_2-1} / \tilde{\lambda}_2^* \right\}, +\infty; \gamma, r \right) \\ &+ \frac{1}{p_2} (\bar{\psi}_2 F_0 h(0, T))^{p_2} \xi \left(T, 0, 1, -\frac{\sigma_F p_2}{\gamma}, 0, (\bar{\psi}_2 F_0 h(0, T) / \underline{V})^{\frac{\gamma}{\sigma_F}}; \gamma, r \right) \\ &\cdot \mathbb{1} \left\{ \tilde{\lambda}_2^* \geq (\bar{\psi}_2 F_0 h(0, T))^{p_2-1} \right\} \\ &+ \frac{1}{p_2} (\tilde{\lambda}_2^*)^{\frac{p_2}{p_2-1}} \xi \left(T, 0, 1, \frac{p_2}{p_2-1}, 0, \underline{V}^{p_2-1} / \tilde{\lambda}_2^*; \gamma, r \right) \\ &\cdot \mathbb{1} \left\{ \tilde{\lambda}_2^* < (\bar{\psi}_2 F_0 h(0, T))^{p_2-1} \right\}; \end{aligned}$$

$$\begin{aligned} \text{Case III: } \tilde{\mathcal{V}}_2^{III}(\tilde{x}_2(\bar{\psi}_2)) &= \frac{1}{p_2} \underline{V}^{p_2} \xi \left(T, 0, 1, 0, \max \left\{ (\bar{\psi}_2 F_0 h(0, T) / \underline{V})^{\frac{\gamma}{\sigma_F}}, \underline{V}^{p_2-1} / \tilde{\lambda}_2^* \right\}, +\infty; \gamma, r \right) \\ &+ \frac{1}{p_2} (\bar{\psi}_2 F_0 h(0, T))^{p_2} \xi \left(T, 0, 1, -\frac{\sigma_F p_2}{\gamma}, 0, \right. \\ &\min \left\{ \left((\bar{\psi}_2 F_0 h(0, T))^{p_2-1} / \tilde{\lambda}_2^* \right)^{1/D(\gamma, \sigma_F, p_2)}, (\bar{\psi}_2 F_0 h(0, T) / \underline{V})^{\frac{\gamma}{\sigma_F}} \right\}; \gamma, r \Big) \\ &+ \frac{1}{p_2} (\tilde{\lambda}_2^*)^{\frac{p_2}{p_2-1}} \xi \left(T, 0, 1, \frac{p_2}{p_2-1}, \right. \\ &\left. \left((\bar{\psi}_2 F_0 h(0, T))^{p_2-1} / \tilde{\lambda}_2^* \right)^{1/D(\gamma, \sigma_F, p_2)}, \underline{V}^{p_2-1} / \tilde{\lambda}_2^*; \gamma, r \right), \end{aligned}$$

$h(0, T)$ is defined in (4.12), and $\tilde{\lambda}_2^*$ is the unique solution to the following equation:

$$\mathbb{E}^{\mathbb{P}} \left[\tilde{Z}(T) \tilde{X}_2^*(T; \tilde{x}_2(\bar{\psi}_2)) \right] = \tilde{x}_2(\bar{\psi}_2), \quad (4.27)$$

where $\tilde{X}_2^*(T; \tilde{x}_2)$ is defined in Point (iii) below;

(iii) the value of the optimal liquid portfolio at time $t \in [0, T]$ is given by

$$X_2^*(t; v_2) = X_B(t; x_B(\psi_2^*)) + \tilde{X}_2^*(t; \tilde{x}_2(\psi_2^*)), \quad \forall t \in [0, T], \quad (4.28)$$

and the terminal value of the optimal total portfolio is given by

$$V_2^*(T; v_2) = X_2^*(T; v_2) + \psi_2^* F(T) = \max \left\{ \underline{V}, \psi_2^* F(T), \left(\tilde{\lambda}_2^* \tilde{Z}(T) \right)^{\frac{1}{p_2-1}} \right\}, \quad (4.29)$$

where $X_B(t; x_B(\psi_2^*))$ is given by (4.20) and $\tilde{X}_2^*(t; \tilde{x}_2(\psi_2^*))$ is given by:

$$\tilde{X}_2^*(t; \tilde{x}_2(\psi_2^*)) = \begin{cases} \left(\tilde{\lambda}_2^* \right)^{\frac{1}{p_2-1}} \left(\tilde{Z}(t) \right)^{-1} \xi \left(T, t, \tilde{Z}(t), \frac{p_2}{p_2-1}, 0, \underline{V}^{p_2-1} / \tilde{\lambda}_2^*; \gamma, r \right) \\ \quad - \underline{V} \left(\tilde{Z}(t) \right)^{-1} \xi \left(T, t, \tilde{Z}(t), 1, 0, \underline{V}^{p_2-1} / \tilde{\lambda}_2^*; \gamma, r \right), & \text{if } \bar{\psi}_2 = 0; \\ \tilde{X}_2^{I,*}(t; \tilde{x}_2(\psi_2^*)), & \text{if } \bar{\psi}_2 \in \left(0, \frac{v_2}{F_0} \right] \text{ and } D(\gamma, \sigma_F, p_2) > 0; \\ \tilde{X}_2^{II,*}(t; \tilde{x}_2(\psi_2^*)), & \text{if } \bar{\psi}_2 \in \left(0, \frac{v_2}{F_0} \right] \text{ and } D(\gamma, \sigma_F, p_2) = 0; \\ \tilde{X}_2^{III,*}(t; \tilde{x}_2(\psi_2^*)), & \text{if } \bar{\psi}_2 \in \left(0, \frac{v_2}{F_0} \right] \text{ and } D(\gamma, \sigma_F, p_2) < 0; \end{cases} \quad (4.30)$$

with

$$\begin{aligned} \text{Case I: } \tilde{X}_2^{I,*}(t; \tilde{x}_2(\psi_2^*)) &= \left(\tilde{\lambda}_2^* \right)^{\frac{1}{p_2-1}} \left(\tilde{Z}(t) \right)^{-1} \xi \left(T, t, \tilde{Z}(t), \frac{p_2}{p_2-1}, 0, \right. \\ &\quad \min \left\{ \underline{V}^{p_2-1} / \tilde{\lambda}_2^*, \left(\left(\psi_2^* F(t) h(t, T) \left(\tilde{Z}(t) \right)^{\frac{\sigma_F}{\gamma}} \right)^{p_2-1} / \tilde{\lambda}_2^* \right)^{\frac{1}{D(\gamma, \sigma_F, p_2)}} \right\}; \gamma, r \right) \\ &\quad - \underline{V} \left(\tilde{Z}(t) \right)^{-1} \xi \left(T, t, \tilde{Z}(t), 1, \tilde{Z}(t) (\psi_2^* F(t) h(t, T) / \underline{V})^{\frac{\gamma}{\sigma_F}}, \right. \\ &\quad \min \left\{ \underline{V}^{p_2-1} / \tilde{\lambda}_2^*, \left(\left(\psi_2^* F(t) h(t, T) \left(\tilde{Z}(t) \right)^{\frac{\sigma_F}{\gamma}} \right)^{p_2-1} / \tilde{\lambda}_2^* \right)^{\frac{1}{D(\gamma, \sigma_F, p_2)}} \right\}, \gamma, r \right) \\ &\quad - \psi_2^* F(t) h(t, T) \left(\tilde{Z}(t) \right)^{\frac{\sigma_F}{\gamma}-1} \xi \left(T, t, \tilde{Z}(t), 1 - \frac{\sigma_F}{\gamma}, 0, \right. \\ &\quad \left. \min \left\{ \tilde{Z}(t) (\psi_2^* F(t) h(t, T) / \underline{V})^{\frac{\gamma}{\sigma_F}}, \underline{V}^{p_2-1} / \tilde{\lambda}_2^*, \left(\left(\psi_2^* F(t) h(t, T) \left(\tilde{Z}(t) \right)^{\frac{\sigma_F}{\gamma}} \right)^{p_2-1} / \tilde{\lambda}_2^* \right)^{\frac{1}{D(\gamma, \sigma_F, p_2)}} \right\}; \gamma, r \right); \end{aligned}$$

$$\begin{aligned} \text{Case II: } \tilde{X}_2^{II,*}(t; \tilde{x}_2(\psi_2^*)) &= \left(\tilde{\lambda}_2^* \right)^{\frac{1}{p_2-1}} \left(\tilde{Z}(t) \right)^{-1} \xi \left(T, t, \tilde{Z}(t), \frac{p_2}{p_2-1}, 0, \underline{V}^{p_2-1} / \tilde{\lambda}_2^*; \gamma, r \right) \\ &\quad - \underline{V} \left(\tilde{Z}(t) \right)^{-1} \xi \left(T, t, \tilde{Z}(t), 1, \tilde{Z}(t) (\psi_2^* F(t) h(t, T) / \underline{V})^{\frac{\gamma}{\sigma_F}}, \underline{V}^{p_2-1} / \tilde{\lambda}_2^*; \gamma, r \right) \\ &\quad - \psi_2^* F(t) h(t, T) \left(\tilde{Z}(t) \right)^{\frac{\sigma_F}{\gamma}-1} \xi \left(T, t, \tilde{Z}(t), 1 - \frac{\sigma_F}{\gamma}, 0, \right. \\ &\quad \left. \min \left\{ \tilde{Z}(t) (\psi_2^* F(t) h(t, T) / \underline{V})^{\frac{\gamma}{\sigma_F}}, \underline{V}^{p_2-1} / \tilde{\lambda}_2^* \right\}; \gamma, r \right) \mathbb{1}_{\left\{ \tilde{\lambda}_2^* \leq \left(\psi_2^* F(t) h(t, T) (\tilde{Z}(t))^{\frac{\sigma_F}{\gamma}} \right)^{p_2-1} \right\}}; \end{aligned}$$

$$\begin{aligned} \text{Case III: } \tilde{X}_2^{III,*}(t; \tilde{x}_2(\psi_2^*)) &= \left(\tilde{\lambda}_2^* \right)^{\frac{1}{p_2-1}} \left(\tilde{Z}(t) \right)^{-1} \xi \left(T, t, \tilde{Z}(t), \frac{p_2}{p_2-1}, \right. \\ &\quad \left. \left(\left(\psi_2^* F(t) h(t, T) \left(\tilde{Z}(t) \right)^{\frac{\sigma_F}{\gamma}} \right)^{p_2-1} / \tilde{\lambda}_2^* \right)^{\frac{1}{D(\gamma, \sigma_F, p_2)}}, \underline{V}^{p_2-1} / \tilde{\lambda}_2^*; \gamma, r \right) \end{aligned}$$

$$\begin{aligned}
& - \underline{V} \left(\tilde{Z}(t) \right)^{-1} \xi \left(T, t, \tilde{Z}(t), 1, \max \left\{ \tilde{Z}(t) (\psi_2^* F(t) h(t, T) / \underline{V})^{\frac{\gamma}{\sigma_F}}, \right. \right. \\
& \quad \left. \left. \left(\left(\psi_2^* F(t) h(t, T) \left(\tilde{Z}(t) \right)^{\frac{\sigma_F}{\gamma}} \right)^{p_2-1} / \tilde{\lambda}_2^* \right)^{\frac{1}{D(\gamma, \sigma_F, p_2)}} \right\}, \underline{V}^{p_2-1} / \tilde{\lambda}_2^*, \gamma, r \right) \\
& - \psi_2^* F(t) h(t, T) \left(\tilde{Z}(t) \right)^{\frac{\sigma_F}{\gamma}-1} \xi \left(T, t, \tilde{Z}(t), 1 - \frac{\sigma_F}{\gamma}, \left(\left(\psi_2^* F(t) h(t, T) \left(\tilde{Z}(t) \right)^{\frac{\sigma_F}{\gamma}} \right)^{p_2-1} / \tilde{\lambda}_2^* \right)^{\frac{1}{D(\gamma, \sigma_F, p_2)}}, \right. \\
& \quad \left. \min \left\{ \tilde{Z}(t) (\psi_2^* F(t) h(t, T) / \underline{V})^{\frac{\gamma}{\sigma_F}}, \underline{V}^{p_2-1} / \tilde{\lambda}_2^* \right\}; \gamma, r \right);
\end{aligned}$$

(iv) the optimal relative portfolio process is given by

$$\pi_2^*(t; v_2) = \frac{\pi_B(t; x_B(\psi_2^*)) X_B(t; x_B(\psi_2^*)) + \tilde{\pi}_2^*(t; \tilde{x}_2(\psi_2^*)) \tilde{X}_2^*(t; \tilde{x}_2(\psi_2^*))}{X_2^*(t; v_2)}, \quad (4.31)$$

where $\pi_B(t; x_B(\psi_2^*))$ is given by (4.21) and

$$\tilde{\pi}_2^*(t; \tilde{x}_2(\psi_2^*)) = - \frac{\gamma \tilde{Z}(t)}{\sigma g_2(t, \tilde{Z}(t))} \frac{\partial g_2(t, \tilde{Z}(t))}{\partial \tilde{z}}, \quad (4.32)$$

where $g_2(t, \tilde{Z}(t))$ is the right-hand side in (4.30) represented as a function of t and $\tilde{Z}(t)$.

Finally, we apply Proposition 3.9 to obtain the solution to (4.4), which is summarized in the following corollary.

Corollary 4.6 (Solution to Problem (4.4)). Assume that $v_0 \geq v_0^{\min} := v_1^{\min} + v_2^{\min}$. Then in Problem (4.4):

(i) the value function is given by

$$\mathcal{V}(v_0; K_c, K_V) = \mathcal{V}_1(v_1^*; K_c) + \mathcal{V}_2(v_2^*; K_V), \quad (4.33)$$

where $\mathcal{V}_1(v_1^*; K_c)$ is given by:

$$\begin{aligned}
\mathcal{V}_1(v_1^*; K_c) &= \frac{(\lambda_1^*)^{\frac{p_1}{p_1-1}}}{p_1} \int_0^T \xi \left(t, 0, 1, \frac{p_1}{p_1-1}, 0, \frac{c^{p_1-1}}{\lambda_1^*}; \gamma, r \right) dt \\
&\quad + \frac{c^{p_1}}{p_1} \int_0^T \xi \left(t, 0, 1, 0, \frac{c^{p_1-1}}{\lambda_1^*}, +\infty; \gamma, r \right) dt,
\end{aligned} \quad (4.34)$$

$\mathcal{V}_2(v_2^*; K_V) = \tilde{\mathcal{V}}_2(v_2^* - \psi_2^* F_0 - x_B(\psi_2^*))$ for $\tilde{\mathcal{V}}_2$ given by (4.26), x_B defined in (4.19), and v_1^* as well as v_2^* calculated as per Lemma 3.8;

(ii) the value of the optimal liquid portfolio at $t \in [0, T]$ is given by

$$X^*(t; v_0) = X_1^*(t; v_1^*) + X_2^*(t; v_2^*), \quad \forall t \in [0, T], \quad (4.35)$$

where $X_1^*(t; v_1^*)$ is given by (4.16) and $X_2^*(t; v_2^*)$ by (4.28);

(iii) the optimal consumption rate at $t \in [0, T]$ is given by

$$c^*(t; v_0) = c_1^*(t; v_1^*), \quad \forall t \in [0, T] \quad (4.36)$$

with $c_1^*(t; v_1^*)$ be given by (4.13);

(iv) the optimal position in the fixed-term asset is given by

$$\psi^* = \psi_2^*(v_2^*); \quad (4.37)$$

with $\psi_2^*(v_2^*)$ be given by (4.25);

(v) the optimal portfolio strategy at $t \in [0, T]$ is given by

$$\pi^*(t; v_0) = \frac{\pi_1^*(t; v_1^*) \cdot X_1^*(t; v_1^*) + \pi_2^*(t; v_2^*) \cdot X_2^*(t; v_2^*)}{X^*(t; v_0)}, \quad \forall t \in [0, T], \quad (4.38)$$

where $\pi_1^*(t; v_1^*)$ is given by (4.18) and $\pi_2^*(t; v_2^*)$ is given by (4.31);

(vi) the terminal value of the optimal total portfolio equals:

$$V^*(T; v_0) = \max \left\{ \underline{V}, \psi_2^* F(T), \left(\tilde{\lambda}_2^* \tilde{Z}(T) \right)^{\frac{1}{p_2-1}} \right\}, \quad (4.39)$$

where $\tilde{\lambda}_2^*$ is the unique solution to (4.27) with $\tilde{x}_2(\psi_2^*) = v_2^* - x_B(\psi_2^*) - \psi_2^* F_0$.

4.2 Deterministic fixed-term asset

In this subsection we assume that $\sigma_F = 0$ in (4.3), which implies that $F(T) = F(t) \exp(\mu_F(T-t))$ for any $t \in [0, T]$. In this case, the non-redundancy condition (4.7) is equivalent to the condition $\mu_F \geq r$.

For $\sigma_F = 0$, Corollary 4.3 and Corollary 4.6 remain valid and unchanged, whereas Proposition 4.4 and Corollary 4.5 can be simplified due to the deterministic nature of F . Equations (4.19)–(4.21) for pricing and replicating the put option with payoff $(\underline{V} - \bar{\psi}_2 F(T))^+$ become respectively:

$$\begin{aligned} x_B &= \exp(-rT) \left(\underline{V} - \bar{\psi}_2 F(0) \exp(\mu_F T) \right)^+; \\ X_B(t; x_B) &= \exp(-r(T-t)) \left(\underline{V} - \bar{\psi}_2 F(t) \exp(\mu_F(T-t)) \right)^+, \quad \forall t \in [0, T]; \\ \pi_B(t; x_B) &= 0, \quad \forall t \in [0, T]. \end{aligned}$$

Corollary 4.5 is simpler for $\sigma_F = 0$ because we have only Case I due to $D(\gamma, 0, p_2) \stackrel{(4.22)}{=} 1$ for any $\gamma > 0$ and $p_2 \in (-\infty, 1) \setminus \{0\}$. Via straightforward calculations involving Lemma 4.2, which is still valid for $\sigma_F = 0$, we obtain the conditional value function (counterpart of (4.26)):

$$\begin{aligned} \tilde{\mathcal{V}}_2(\tilde{x}_2(\bar{\psi}_2)) &= \frac{1}{p_2} \left(\max \{ \underline{V}, \bar{\psi}_2 F_0 \exp(\mu_F T) \} \right)^{p_2} \xi \left(T, 0, 1, 0, \left(\max \{ \underline{V}, \bar{\psi}_2 F_0 \exp(\mu_F T) \} \right)^{p_2-1} / \tilde{\lambda}_2^*, +\infty; \gamma, r \right) \\ &+ \frac{1}{p_2} \left(\tilde{\lambda}_2^* \right)^{\frac{p_2}{p_2-1}} \xi \left(T, 0, 1, \frac{p_2}{p_2-1}, 0, \left(\max \{ \underline{V}, \bar{\psi}_2 F_0 \exp(\mu_F T) \} \right)^{p_2-1} / \tilde{\lambda}_2^*; \gamma, r \right). \end{aligned}$$

The optimal auxiliary liquid portfolio wealth (counterpart of (4.30)):

$$\begin{aligned} \tilde{X}_2^*(t; \tilde{x}_2(\psi_2^*)) &= \left(\tilde{\lambda}_2^*\right)^{\frac{1}{p_2-1}} \left(\tilde{Z}(t)\right)^{-1} \xi \left(T, t, \tilde{Z}(t), \frac{p_2}{p_2-1}, 0, (\max \{ \underline{V}, \bar{\psi}_2 F_0 \exp(\mu_F T) \})^{p_2-1} / \tilde{\lambda}_2^*; \gamma, r \right) \\ &\quad - \max \{ \underline{V}, \psi_2^* F_0 \exp(\mu_F T) \} \left(\tilde{Z}(t)\right)^{-1} \xi \left(T, t, \tilde{Z}(t), 1, 0, (\max \{ \underline{V}, \bar{\psi}_2 F_0 \exp(\mu_F T) \})^{p_2-1} / \tilde{\lambda}_2^*; \gamma, r \right). \end{aligned}$$

5 Potential extensions of the financial market

In this section, we discuss several potential directions for generalizing the financial market in our framework. We list them in the level of anticipated theoretical difficulty from lowest to highest.

It is straightforward to extend our results to a complete Black-Scholes market with many risky assets as in [Lakner and Nygren \(2006\)](#). Furthermore, it seems to be relatively uncomplicated to relax the assumption of constant parameters of liquid risky assets to the assumption of deterministic time-dependent parameters as in [Korn \(2005\)](#).

The introduction of multiple fixed-term assets F_1, \dots, F_{n_F} for $n_F \in \mathbb{N}$ should be also possible. Denote by ψ_j the units of F_j held by the investor, $j \in \{1, \dots, n_F\}$. The separation of the original problem into UoC subproblem and UoW subproblem should be still feasible. For each subproblem $i = \{1, 2\}$, one could apply the two-step approach, but now in the first step one would need to fix an admissible vector of fixed-term investment strategies $\bar{\psi}_i = (\bar{\psi}_{i,1}, \dots, \bar{\psi}_{i,n_F})^\top$ and solve the respective subproblem. In the second step, one would maximize the conditional value function $\bar{\mathcal{V}}_i(v_i - \bar{\psi}_i^\top \mathbf{F}_0)$ w.r.t. $\bar{\psi}_i$ on the set of admissible values of $\bar{\psi}_i$, where we defined $\mathbf{F}_0 := (F_1(0), \dots, F_{n_F}(0))^\top$. Since the set of admissible $\bar{\psi}_i$ is compact and $\bar{\mathcal{V}}_i(v_i - \bar{\psi}_i^\top \mathbf{F}_0)$ is continuous w.r.t. $\bar{\psi}_i$, the maximization problem has a solution, which is unique if $\bar{\mathcal{V}}_i(v_i - \bar{\psi}_i^\top \mathbf{F}_0)$ is strictly concave w.r.t. $\bar{\psi}_i$.

If the liquid market is incomplete, but the fixed-term asset F is hedgeable by liquid assets, then the derivation of the optimal strategies might be possible with the help of the fictitious completion approach developed in [Karatzas et al. \(1991\)](#). However, it must be extended to the case where utility functions have random components (due to F) and the agent has constraints on intermediate consumption and terminal wealth. The question of the analytical tractability of such a problem for general utility functions is open. Similarly to the results in [Karatzas et al. \(1991\)](#), it may be that a logarithmic utility function or power-utility functions allow the derivation of optimal strategies in semi-closed form.

If the fixed-term asset has a source of risk that cannot be hedged by trading liquid assets, the analytical tractability of the problem dramatically decreases (cf. Footnote 11 in [Chen et al. \(2023\)](#)). In general, [Desmettre and Seifried \(2016\)](#) assume that F may not be spanned by liquid assets, i.e., $F(T; \omega) = F(T; M(\omega), N(\omega))$, where M denotes marketable (hedgeable via liquid assets) risk drivers and N denotes non-marketable (non-hedgeable via liquid assets) sources of risk. To solve the asset-allocation problem for an agent maximizing expected utility of terminal wealth without consumption and without terminal-wealth constraint (which corresponds to $U_1(\cdot) \equiv 0, U(\cdot) := U_2(\cdot), c \downarrow 0, \underline{V} \downarrow 0$ in our framework), [Desmettre and Seifried \(2016\)](#) define a random utility function:

$$\hat{U}_\omega(\bar{x}) := \mathbb{E}^\mathbb{P} [U(\bar{x} + \psi F(T; m, N))]_{m=M(\omega)}, \quad \bar{x} \in (0, +\infty), \quad \omega \in \Omega, \quad (5.1)$$

where the expectation in (5.1) operates only w.r.t. N , while m is known. The solution involves the inverse marginal utility of (5.1). When N is absent, then one can proceed as we described in Section 3.2, since the random variable in $\hat{U}_\omega(\bar{x})$ is $\mathcal{F}(T)$ -measurable and $\hat{U}_\omega(\bar{x}) = \tilde{U}_\omega(\bar{x})$, where $\tilde{U}_\omega(\bar{x})$ equals

$\tilde{U}(\bar{x})$ defined in (3.13) for $\omega \in \Omega$ and $\underline{V} = 0$. However, when N is present, then in general (5.1) is not known in closed form³. In such cases, for any arbitrarily fixed admissible ψ , this function and its inverse would be computed numerically (e.g., with Monte-Carlo simulations), which would be time-consuming and prone to estimation errors. These errors would further propagate to the numerical computation of the optimal Lagrange multiplier found by numerically solving a non-linear equation that involves the aforementioned inverse function. This would have to be done for many ψ in order to determine the optimal ψ^* by maximizing the conditional value function. It would be challenging to make the overall numerical routine accurate enough on a laptop with average computational performance. If one had both $U_1(\cdot) \not\equiv 0$ and $U_2(\cdot) \not\equiv 0$, then the numerical routine for finding optimal strategies would be more prone to errors and slower, because v_1^* would have to be found numerically according to Lemma 3.8.

6 Numerical studies

In this section, we focus on the optimal strategy with respect to the fixed-term asset and answer the following questions:

1. What is the sensitivity of the optimal proportion of wealth invested in the illiquid asset at the initial time? (Subsection 6.1)
2. What is the subjective value of the illiquid asset in different scenarios? (Subsection 6.2)
3. What is the advantage of the illiquid asset in terms of the investor's terminal-wealth guarantee in different scenarios? (Subsection 6.3)

In our case studies, we look at an economic agent, without specifying further details whether he/she/it is an insurance company, a pension fund, a retail investor, etc. The decision maker's preferences are modeled by power-utility functions, for which Section 4 provides formulas in semi-explicit form. We assume that the model parameters in the base case have the values indicated in Table 6.1.

	Investment		Utilities		Assets					Liabilities	
Parameters	T	v_0	p_1	p_2	r	μ_1	σ_1	μ_F	σ_F	\underline{c}	\underline{V}
Value	3	100	-2	-1	3%	8%	25%	10%	25%	$v_0 \cdot 3\%$	$v_0 \cdot 80\%$

Table 6.1: Base values of model parameters

To compute the optimal Lagrange multipliers λ_1^* and λ_2^* (see (4.14) and (4.27) respectively), we apply the bisection method. To approximate the derivatives of value functions in (3.32), we use the central finite difference. To calculate ψ^* according to (4.25), we use grid search.

6.1 Proportion of illiquid capital

In this subsection, we conduct the sensitivity analysis of the optimal share of illiquid wealth (OSIW) with respect to T , r , p_1 , p_2 , $\Delta^{FS}\mu := \mu_F - \mu$, $\Delta^{SF}\sigma = \sigma - \sigma_F$, \underline{c} , and \underline{V} . Mathematically, the proportion of initial wealth invested in F is given by:

$$\text{OSIW} := (\psi^* F_0 / v_0).$$

³Desmettre et al. (2022) contains a few examples where the function defined by (5.1) and its inverse can be derived in closed form in the context of surplus optimization for an insurance company with index-linked and performance-linked liabilities that can be only partially hedged.

To be concise, we write $Y\%$ wealth guarantee (liabilities) when referring to the constraint that the terminal value of portfolio (assets) is \mathbb{P} -a.s. larger than or equal to $Y\%$ of the investor's initial wealth, $Y \in \{70, 80, 90\}$.

Figure 6.1 illustrates that the longer the investment period, the less is invested in F . For example, an agent with an investment period of 1 year and an 80% wealth guarantee allocates around two thirds of the initial wealth to the illiquid asset, while an increase in the investment period to 4 years leads to the optimal allocation of only a half of the agent's initial wealth to the illiquid asset. The longer the investment period, the more important the liquidity of assets for the investor. This is consistent with the observations of Desmettre and Seifried (2016), see Figures 9 and 13 there.

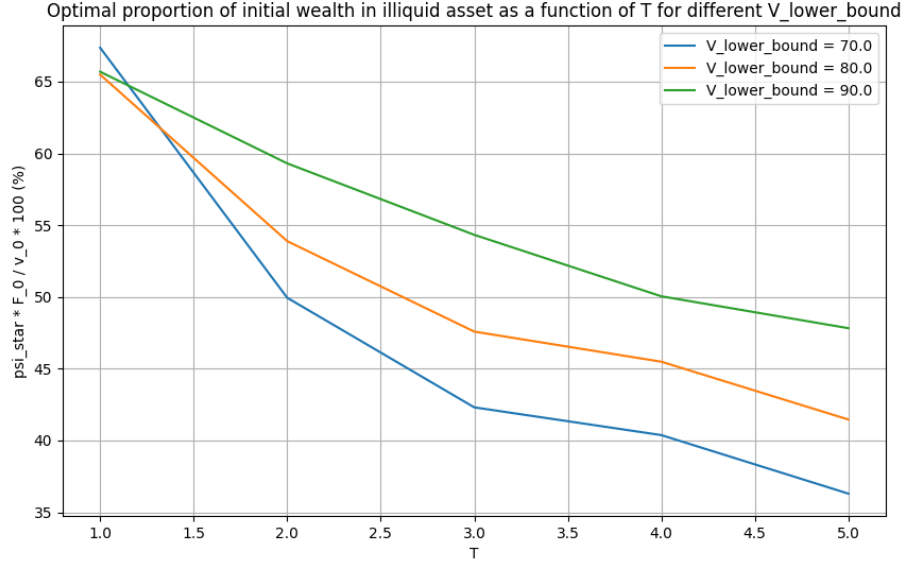


Figure 6.1: Optimal share of illiquid wealth as a function of T for different \underline{V}

For three different levels of the terminal-wealth guarantee, Figure 6.2 demonstrates that the higher the return differential $\Delta^{FS}\mu = \mu_F - \mu$, the more capital is allocated to the illiquid asset. Consider, for example, an agent with an 80% wealth guarantee. If the liquid risky asset and the fixed-term asset have the same Sharpe ratios, then the agent is indifferent to investing in F and can obtain the maximal expected utility without the illiquid asset, i.e., OSIW is zero. However, an increase in the fixed-term asset's instantaneous rate of return by 1.5%, ceteris paribus, leads to a 45% share of initial capital in the illiquid asset. We also observe that for a fixed $\Delta^{FS}\mu$, a larger \underline{V} leads to a larger OSIW.

Figure 6.3 shows the dependence of OSIW on $\Delta^{SF}\sigma = \sigma - \sigma_F$, which we call the volatility differential. We see that the lower the volatility of the fixed-term asset, the higher the optimal share of the initial capital invested in F . Note that even for $\Delta^{SF}\sigma < 0$ ($\iff \sigma_F > \sigma$) it is optimal to invest in F as long as the condition (4.8) is satisfied as a strict inequality. For example, an agent who has a 90% wealth guarantee and access to F with $\Delta^{SF}\sigma = -5\%$ ($\sigma_F = 30\% > 25\% = \sigma$) allocates 40% of the initial capital to F , since $\mu_F = 10\% > 8\% = \mu$, which is why the Sharpe ratio of F is strictly higher than the Sharpe ratio of S_1 . A fixed-term asset with $\Delta^{SF}\sigma = 20\%$ ($\sigma_F = 5\% < 25\% = \sigma$) deserves a significant proportion of the investor's initial capital, namely between two thirds and three quarters depending on the level of terminal-wealth guarantee. Similarly to Figure 6.2, Figure 6.3 also shows that given a fixed volatility differential, a larger \underline{V} results in a larger OSIW.

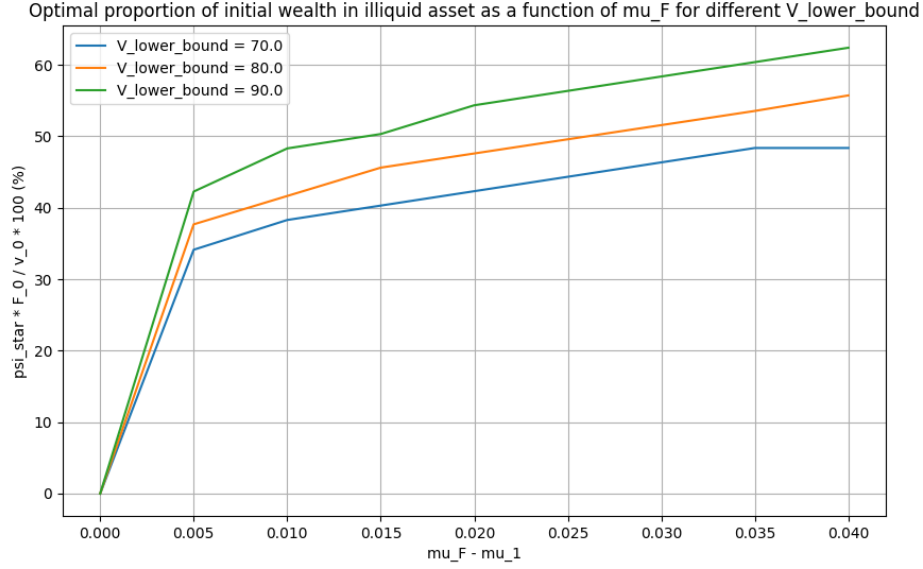


Figure 6.2: Optimal share of illiquid wealth as a function of $\Delta^{FS}\mu$ for different \underline{V}

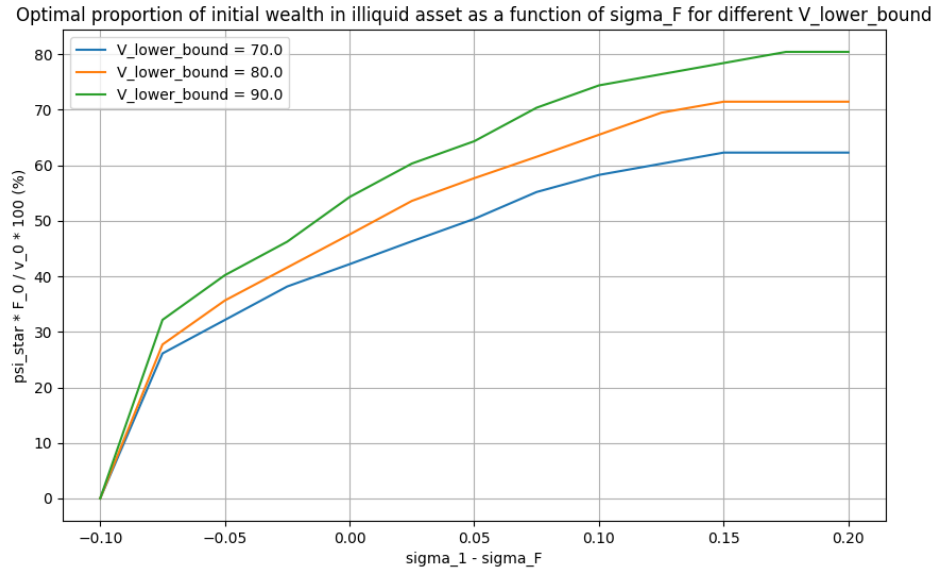


Figure 6.3: Optimal share of illiquid wealth as a function of $\Delta^{SF}\sigma$ for different \underline{V}

Figures 6.4 and 6.5 show the dependence of OSIW on the utility-functions parameters p_1 and p_2 that represent the decision maker's attitude toward the risk of variability of the consumption rate and the risk of variability of the terminal wealth, respectively. Figure 6.4 indicates that the smaller the investor's aversion to consumption variation ($p_1 \uparrow$), the smaller the initial capital invested in F . Economically, such an agent prefers to maintain a larger amount of liquid capital to dynamically adjust consumption based on evolving market conditions. Mathematically, it is reflected in allocating a larger amount of initial capital to its utility of consumption problem, leaving less capital to invest in F , which only matters for the expected utility of terminal wealth. From Figure 6.5 we learn that the less

averse the investor is to variation in terminal wealth, the more⁴ is invested in F . For example, for 80% wealth guarantee, an agent with $p_2 = -2$ (the coefficient of relative risk aversion (RRA) is 3) allocates approximately 52% of v_0 to F , whereas $p_2 = -1$ (the RRA-coefficient is 2) leads to OSIW of approximately 56%.

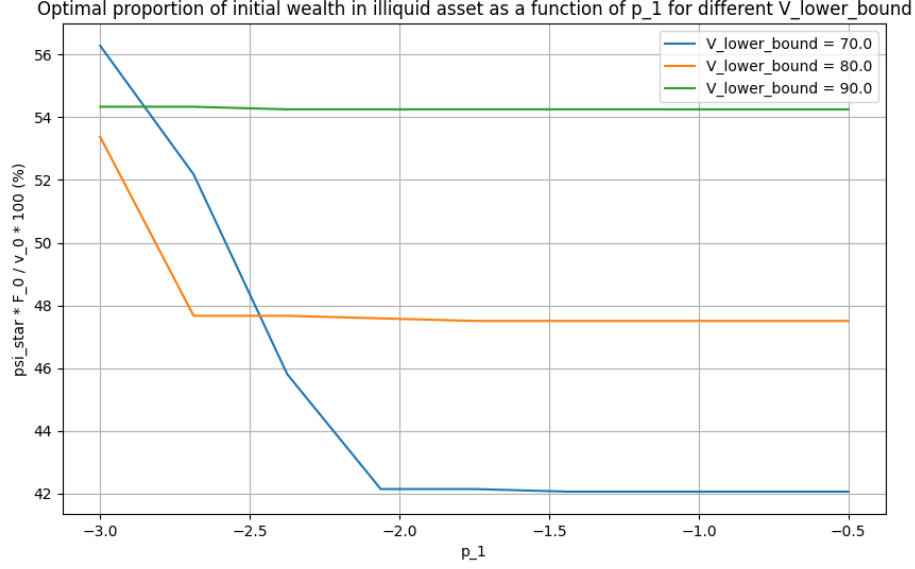


Figure 6.4: Optimal share of illiquid wealth as a function of p_1 for different \underline{V}

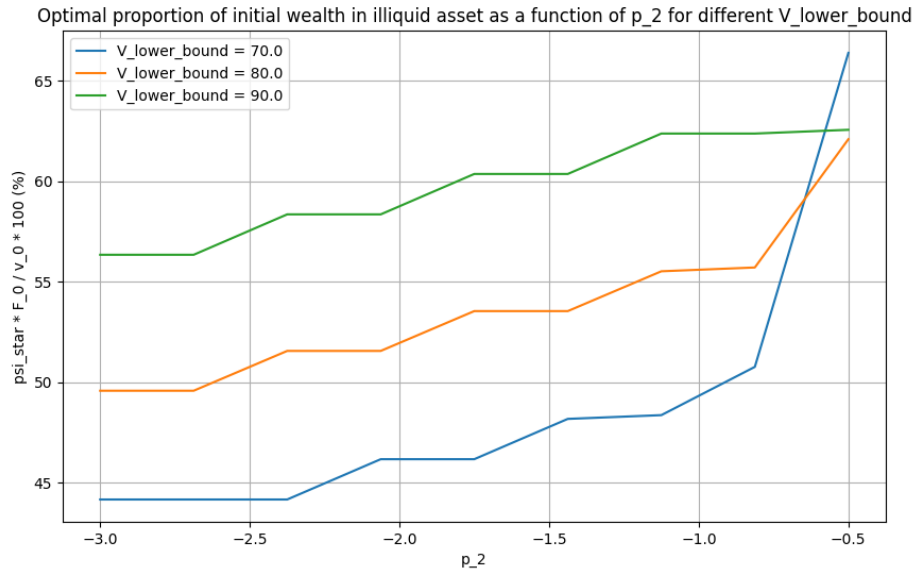


Figure 6.5: Optimal share of illiquid wealth as a function of p_2 for different \underline{V}

Finally, we comment on the sensitivity of OSIW w.r.t. the interest rate and the lower bounds on consumption and terminal wealth. Regarding the impact of r , the higher the interest rate, the less is

⁴This is consistent with the findings of [Desmettre and Seifried \(2016\)](#), cf. their Figure 12 for $\kappa = 1$, which corresponds to the case when F does not contain non-marketable risk. Note that our p_2 corresponds to their $1 - \rho$.

invested in the fixed-term asset, since S_0 becomes more attractive having a similar rate of return and no risk. The sensitivity of OSIW w.r.t. \underline{c} is very low, since \underline{c} affects only v_1^{\min} . The dependence of OSIW on \underline{V} does not show ubiquitous monotonicity patterns. For most parameter values, we observe that a larger \underline{V} leads to a larger share of illiquid wealth. However, this dependence changes for short investment horizons (see Figure 6.1 for $T \in (0, 1.25]$), relatively small p_1 (see Figure 6.4 for $p_1 < -2.5$), and relatively large p_2 (see Figure 6.5 for $p_2 \in [-0.6, 1)$). So investors with short investment horizons, high aversion to the consumption variation, or low aversion to the terminal-wealth variation do not necessarily invest more in the illiquid asset if they want to have a larger terminal-wealth guarantee.

6.2 Subjective value of a fixed-term asset

In this subsection, we analyze the monetary value that the agent subjectively assigns to the fixed-term asset. We call it the subjective value of F and abbreviate it by SVF. Being reported in percent, SVF indicates by how many percentage points the initial wealth of an agent without access to F should increase so that the agent gets the same expected utility as when the agent has the original amount of initial capital and can invest in F .

Let $\hat{\mathcal{V}}(v_0; K_c, K_V)$ be the value function of an agent who can trade only S_0 and S_1 . This corresponds to the setting of Lakner and Nygren (2006). Then SVF is defined as the solution α^* to the following non-linear equation w.r.t. α :

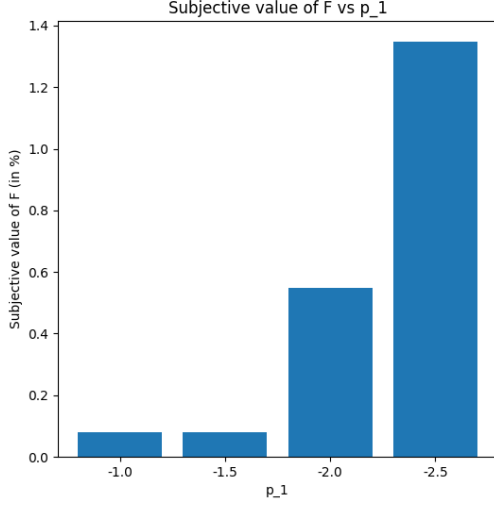
$$\mathcal{V}(v_0; K_c, K_V) = \hat{\mathcal{V}}(v_0 \cdot (1 + \alpha); K_c, K_V).$$

Figure 6.6 illustrates the dependence of SVF on the risk-aversion parameters. Subfigure 6.6a shows that the more averse the investor is to the risk of consumption variation, the larger is the subjective value of F . This is consistent with Figure 6.4, where we observed that the decision maker allocates more capital to F for smaller p_1 , other things being equal. For example, for $p_1 = -2$, the agent trading only liquid assets needs about 0.6% more initial capital to obtain the same expected utility as the expected utility in the case where F belongs to the investment universe. On the contrary, Subfigure 6.6b demonstrates that the less averse the investor is to the risk of terminal-wealth variation, the larger is the subjective value of F , which is consistent with Figure 6.5. For instance, the monetary value that the agent subjectively assigns to F equals approximately $3.25\% \cdot v_0 = 3.25$.

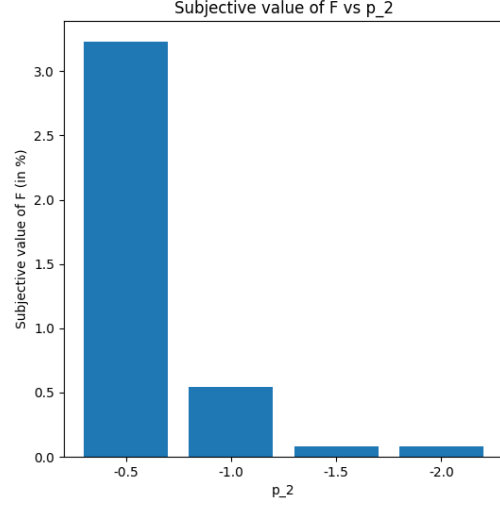
Figure 6.7 illustrates the dependence of SVF on the risk-return profile of F . Subfigure 6.7a demonstrates that the larger the return differential $\Delta^{FS}\mu$, the more valuable F for a decision maker. For example, SVF is 0.2% for $\Delta^{FS}\mu = 1\%$ and increases to 1% for $\Delta^{FS}\mu = 4\%$. Subfigure 6.7b shows that the smaller the volatility of the fixed-term asset, the larger the subjective value of F . Note that SVF can be positive even if $\Delta^{SF}\sigma < 0$ ($\iff \sigma_F > \sigma$), because (4.8) can be still satisfied as a strict inequality. When the agent is indifferent to the presence of F ((4.8) is satisfied as an equality), SVF is 0%, as can be seen in Subfigure 6.7b for $\Delta^{SF}\sigma = -10\%$.

Next we summarize the impact of other model parameters on SVF and indicate the range of computed SVF without showing the plots. The longer the investment period, the smaller the SVF, decreasing from 1.3% to 0.2%. This monotonous behavior was also observed in Desmettre and Seifried (2016), cf. Figure 14 there. As the interest rate increased from 1% to 4%, SVF decreased from 0.54% to 0%. We also observed that a larger \underline{V} leads to a smaller SVF, which ranged between 0.8% and 0.1%. In contrast, \underline{c} had a very little impact on SVF, which is consistent with the impact of \underline{c} on OSIW.

In the final part of this subsection, we briefly comment on a related practical application of our framework, which could be beneficial for life insurers and other institutional investors offering

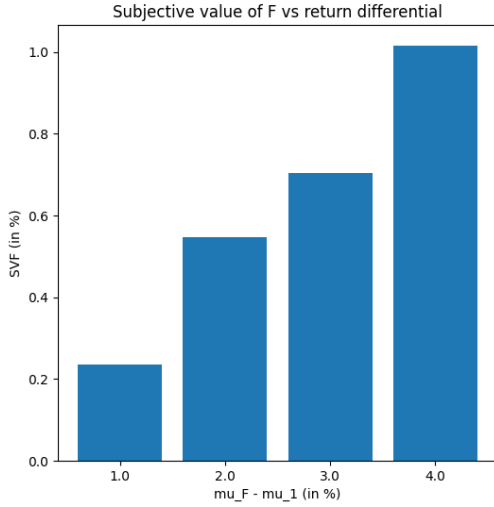


(a) SVF for different p_1

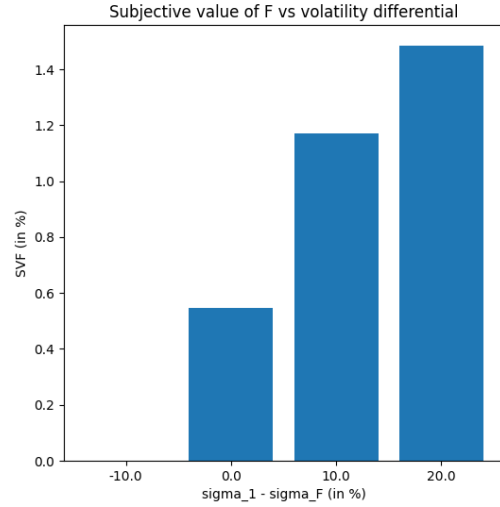


(b) SVF for different p_2

Figure 6.6: Subjective value of fixed-term asset for different risk appetites



(a) SVF for different $\Delta^{FS}\mu$



(b) SVF for different $\Delta^{SF}\sigma$

Figure 6.7: Subjective value of fixed-term asset for different risk-return profiles of F

investment-linked products to their customers, e.g., unit-linked insurance products. When consulting a client on the most suitable financial product, the company can learn about clients' attitudes to risk by first asking them about the proportion Π of the initial capital v_0 they would prefer to invest in a stylized fixed-term asset F in some scenario. Second, assuming that the insurer knows the parametric form of the clients' utility functions and that the clients' responses reflect their rational behavior, the insurer could find the respective risk-aversion parameters that would lead to OSIW reported by clients. In an example with power-utility functions, this would mean computing (combinations of) p_1^* and p_2^* that lead to $\psi^* = \Pi \cdot v_0 / F_0$ as the optimal investment in the fixed-term asset. This could be done for as many scenarios as needed and provide additional information on the risk appetites of customers, which can be beneficial for recommending tailor-made products to them.

6.3 Benefit of a fixed-term asset for potential increase of liabilities

In this subsection, we examine in different scenarios the benefit of the investor's access to the fixed-term asset in terms of a potential increase in the terminal-wealth guarantee (terminal liabilities). This is done using a so-called guarantee-equivalent utility gain (GEUG), cf. Escobar-Anel et al. (2022). Reported in percents, GEUG indicates by how many percentage points \underline{V} can be increased so that the maximal expected utility of the decision maker with the correspondingly higher \underline{V} and the access to F is equal to the maximal expected utility of the agent without F in the investment universe. Mathematically, GEUG is the solution β^* to the following non-linear equation w.r.t. β :

$$\mathcal{V}(v_0; K_c, K_V^\beta) = \widehat{\mathcal{V}}(v_0; K_c, K_V),$$

where $K_V^\beta := \{V^{v_0, (\pi, \psi, c)}(T) \mid V^{v_0, (\pi, \psi, c)}(T) \geq \underline{V} \cdot (1 + \beta)\}$.

Figure 6.8 illustrates the dependence of GEUG on risk-aversion parameters. We observe in Subfigure 6.8a that the more averse the agent is to the variation of consumption, the more beneficial is the presence of the fixed-term asset for a potential increase of the agent's terminal-wealth guarantee without sacrificing the expected utility. For example, consider a decision maker with $p_1 = -2.5$, 80% wealth guarantee and no possibility of investing in illiquid assets. If such an agent gets the opportunity to buy F , then the agent can achieve a terminal wealth that is \mathbb{P} -a.s. larger than or equal to $81.76 = 80 \cdot (1 + 2.2/100)$ without loss in expected utility. According to Subfigure 6.8b, the less averse the investor is towards the risk of terminal-wealth variation, the greater the potential benefit of having access to illiquid F . Consider, for example, an agent with $p_2 = -0.5$, $\underline{V} = 80$ and an investment universe consisting only of liquid assets. If the decision maker gets the opportunity to invest in illiquid F , the agent can have a terminal-wealth guarantee $87.2 = 80 \cdot (1 + 9/100)$ while achieving the same expected utility as before gaining access to F .

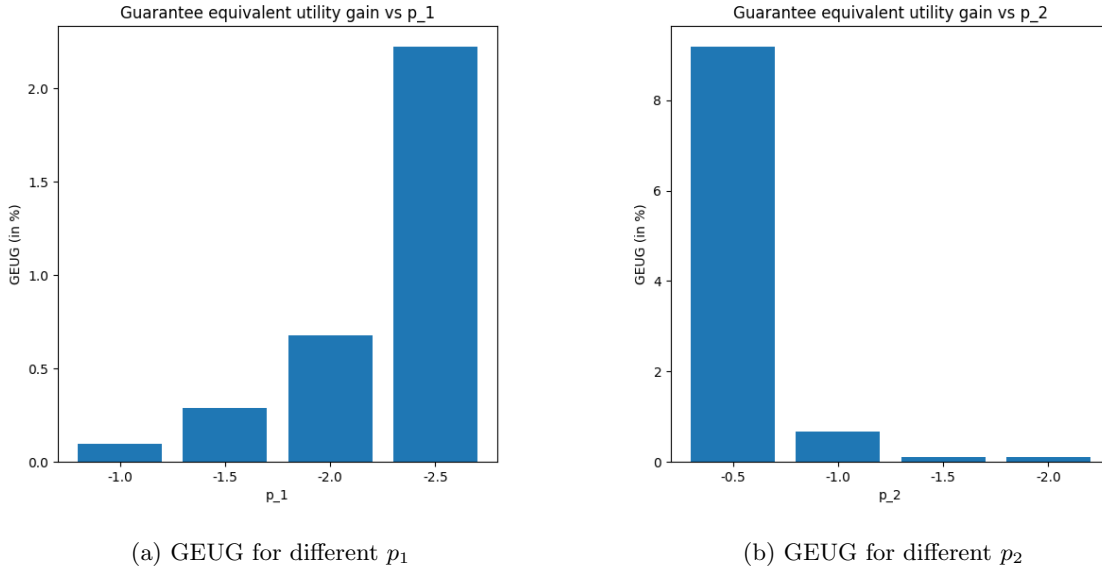


Figure 6.8: Guarantee equivalent utility gain for different risk appetites

Figure 6.9 depicts how GEUG depends on the risk-return profile of the fixed-term asset. Subfigure 6.9a shows that a larger return differential $\Delta^{FS}\mu$ leads to a larger GEUG. For example, consider an agent with access to F and $\Delta^{FS}\mu = 3\%$ ($\mu_F = 11\%, \mu = 8\%$). Then, compared to the situation

in which the agent trades only liquid assets S_0 and S_1 , the presence of illiquid F in the investment universe allows the decision maker to increase \underline{V} by approximately 1% without loss in expected utility. In Subfigure 6.9a, we see that the lower the volatility of F , the larger the GEUG. For instance, access to F with $\sigma_F = 5\%$ ($\Delta\sigma = 20\%$) enables the agent to increase the terminal-wealth guarantee \underline{V} by approximately 2% (from 80 to about 81.6) while obtaining the same expected utility as the one corresponding to the case when only liquid assets are traded. For $\Delta^{SF}\sigma = -10\%$ ($\sigma = 25\%, \sigma_F = 35\%$), GEUG is zero, because the inequality (4.8) is satisfied with equality, which means that the agent is indifferent to the presence of the illiquid asset.

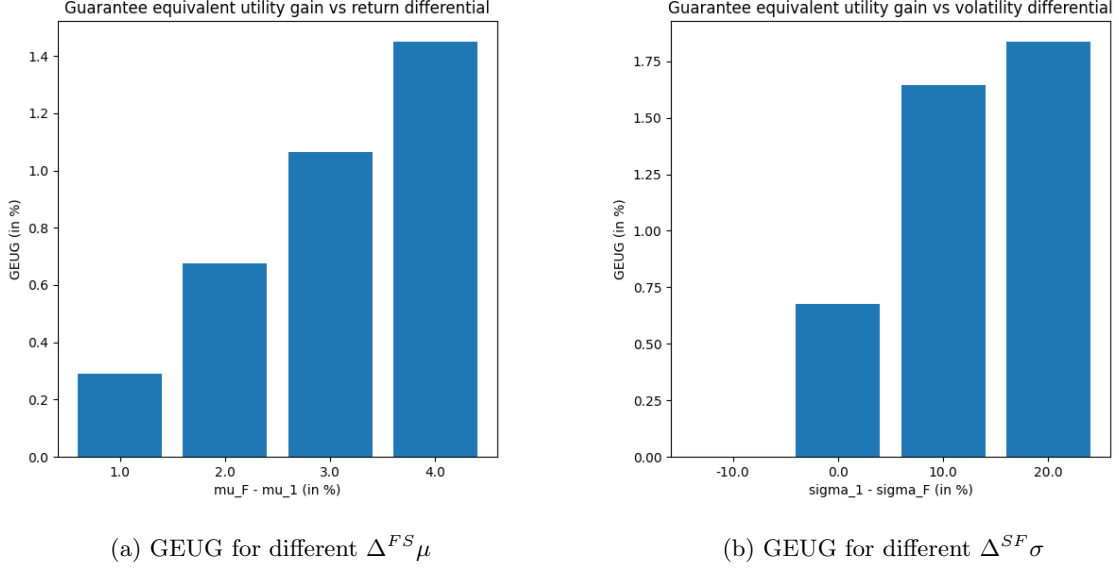


Figure 6.9: Guarantee equivalent utility gain for different risk-return profiles of F

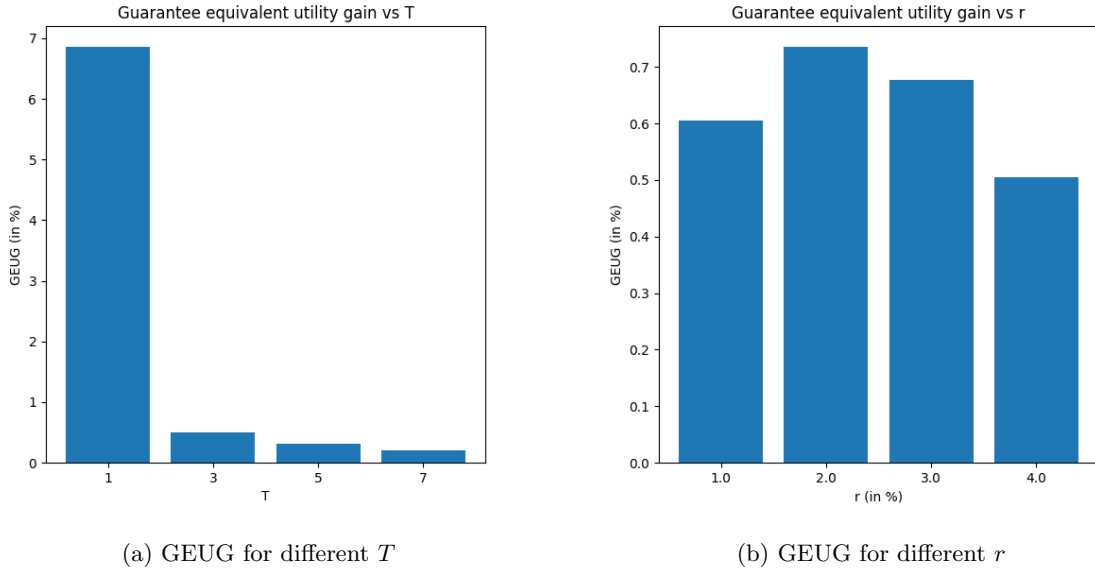


Figure 6.10: Guarantee equivalent utility gain for investment horizons and interest rates

Figure 6.10 shows how the length of an investment period and the interest rate influence GEUG.

Subfigure 6.10a indicates that the benefit of F for having a larger \underline{V} is decreasing with longer investment horizons. For example, for a one-year period, GEUG is almost 7%, whereas it drops to approximately 0.6% for a three-year investment period. This is consistent with Figure 6.1, where we saw that the larger the investment horizon T , the larger share of initial capital is invested in liquid assets. According to Subfigure 6.10b, the relationship between r and GEUG is not monotonous. GEUG increases in r for interest rates $\lesssim 2\%$ and decreases in r otherwise.

Finally, we summarize the impact of the liability-side parameters \underline{c} and \underline{V} on GEUG. The former parameter has very little impact on GEUG, which also aligns with what we observed for its influence on OSIW and SVF. As for \underline{V} , the larger it is, the smaller is the benefit of F for increasing this lower bound without loss of the agent's utility. For values $\underline{V} \in [75, 90]$, GEUG decreased from approximately 1.4% to 0.1%. The reason for this relationship is the volatility of F , which forces the agent to invest more in the risk-free asset to ensure that the terminal value of assets is \mathbb{P} -a.s. larger than or equal to the terminal value \underline{V} of liabilities.

7 Conclusion

We propose an asset-liability management framework for investors whose investment universe includes both liquid assets (e.g., cash, stocks) and fixed-term assets (e.g., deposits, infrastructure investments). Mathematically, our framework is a utility maximization problem of a decision maker who chooses investment-consumption strategies such that the consumption rate and the terminal portfolio are bigger than or equal to their respective lower bounds, which are determined upfront and represent the liability aspect of our modeling approach. The proposed framework is analytically tractable and generalizes the setting of Lakner and Nygren (2006) by allowing the decision maker to invest in fixed-term assets modeled as in Desmettre and Seifried (2016). Our approach to the derivation of optimal decisions also relies on and slightly extends the idea of Korn (2005) to decompose portfolio optimization problems with stochastic lower bounds on terminal wealth into two subproblems, namely a lower-bound replication problem and an auxiliary unconstrained portfolio optimization problem.

To demonstrate the analytical tractability of our framework, we derive in semi-closed form the optimal strategies of agents with power-utility functions in two cases: when the fixed-term asset is deterministic and when it has randomness. In the respective numerical studies for stochastic fixed-term asset, we show how model parameters influence the optimal share of initial capital invested in the illiquid asset, the monetary value that the decision maker subjectively assigns to the fixed-term asset, and the potential of the illiquid asset to increase terminal liabilities without loss in the agent's utility.

There are different directions for extending our framework. One direction is considering more sophisticated financial markets, e.g., with non-headgeable risks in liquid or illiquid assets, with random time points when fixed-term assets can be traded, etc. Another direction is including behavioral economics components such as S-shaped utility functions or probability distortions. It also seems interesting and relevant to embed borrowing constraints into the liquid market of our framework and analyze their impact on the optimal strategies.

Acknowledgments

The work leading to this publication was supported by the PRIME programme of the German Academic Exchange Service (DAAD) with funds from the German Federal Ministry of Education and Research

(BMBF).

Yevhen Havrylenko also acknowledges the support of Johannes Kepler University Linz, where he was as a visiting researcher during the final stage of this research.

The author of this publication expresses his gratitude to Sascha Desmettre, Ralf Korn, Thai Nguyen, Frank Seifried, Mogens Steffensen, the participants of the 27th International Congress on Insurance: Mathematics and Economics, the Scandinavian Actuarial Conference 2024, the European Actuarial Journal Conference 2024, the IVW-ifa Workshop 2024 at Ulm University, and the 17th German Probability and Statistics Days for their feedback on this paper.

Declaration of generative AI and AI-assisted technologies in the writing process

During the preparation of this work, the author used Gemini models to improve the language of the manuscript and to improve the author's code written for numerical studies. After using Gemini models, the author reviewed and edited the content as needed and takes full responsibility for the content of the published article.

Declaration of competing interest

The author declares no conflict of interest.

References

- Albrecher, H., D. Bauer, P. Embrechts, D. Filipović, P. Koch-Medina, R. Korn, S. Loisel, A. Pelsser, F. Schiller, H. Schmeiser, and J. Wagner (2018). Asset-liability management for long-term insurance business. *European Actuarial Journal* 8(1), 9 – 25.
- Ang, A., D. Papanikolaou, and M. M. Westerfield (2014). Portfolio choice with illiquid assets. *Management Science* 60(11), 2737–2761.
- Basak, S. and A. Shapiro (2001). Value-at-Risk-Based Risk Management: Optimal Policies and Asset Prices. *The Review of Financial Studies* 14(2), 371–405.
- Belak, C. and S. Christensen (2019). Utility maximisation in a factor model with constant and proportional transaction costs. *Finance and Stochastics* 23(1), 29–96.
- Bichuch, M. and P. Guasoni (2018). Investing with liquid and illiquid assets. *Mathematical Finance* 28(1), 119–152.
- Boonen, T. J. (2017). Solvency II solvency capital requirement for life insurance companies based on expected shortfall. *European Actuarial Journal* 7, 405–434.
- Boyle, P. and W. Tian (2007). Portfolio management with constraints. *Mathematical Finance* 17(3), 319–343.
- Chen, A., T. Nguyen, and M. Stadjé (2018a). Optimal investment under VaR-Regulation and Minimum Insurance. *Insurance: Mathematics and Economics* 79(C), 194–209.

- Chen, A., T. Nguyen, and M. Stadjé (2018b, October). Risk management with multiple VaR constraints. *Mathematical Methods of Operations Research* 88(2), 297–337.
- Chen, Z., Z. Li, and Y. Zeng (2023). Portfolio choice with illiquid asset for a loss-averse pension fund investor. *Insurance: Mathematics and Economics* 108, 60–83.
- Desmettre, S. and F. T. Seifried (2016). Optimal asset allocation with fixed-term securities. *Journal of Economic Dynamics and Control* 66, 1 – 19.
- Desmettre, S., M. Wahl, and R. Zagst (2022). Dynamic surplus optimization with performance- and index-linked liabilities. *European Actuarial Journal* 12(2), 607 – 645.
- Escobar-Anel, M., Y. Havrylenko, M. Kschonnek, and R. Zagst (2022). Decrease of capital guarantees in life insurance products: Can reinsurance stop it? *Insurance: Mathematics and Economics* 105, 14–40.
- Geman, H., N. El Karoui, and J.-C. Rochet (1995). Changes of numéraire, changes of probability measure and option pricing. *Journal of Applied Probability* 32(2), 443–458.
- Gârleanu, N. (2009). Portfolio choice and pricing in illiquid markets. *Journal of Economic Theory* 144(2), 532–564.
- Havrylenko, Y. (2023). *Risk limitation and risk sharing in investment and insurance*. Ph. D. thesis, Technische Universität München.
- Karatzas, I., J. P. Lehoczky, S. E. Shreve, and G.-L. Xu (1991, May). Martingale and duality methods for utility maximization in an incomplete market. *SIAM Journal. Control and Optimization* 29(3), 702–730.
- Karatzas, I. and S. Shreve (1998). *Methods of mathematical finance* (4th ed.). Princeton, New Jersey: Springer-Verlag New York.
- Korn, R. (1997). *Optimal Portfolios*. WORLD SCIENTIFIC.
- Korn, R. (2005). Optimal portfolios with a positive lower bound on final wealth. *Quantitative Finance* 5(3), 315–321.
- Korn, R. (2014). *Moderne Finanzmathematik – Theorie und praktische Anwendung*. Springer Spektrum.
- Lakner, P. and L. M. Nygren (2006). Portfolio optimization with downside constraints. *Mathematical Finance* 16(2), 283–299.
- Lichtenstern, A., P. Shevchenko, and R. Zagst (2021). Optimal life-cycle consumption and investment decisions under age-dependent risk preferences. *Mathematics and Financial Economics* 15, 275–313.
- Merton, R. (1971). Optimum consumption and portfolio rules in a continuous-time model. *Journal of Economic Theory* 4(3), 373–413.
- Merton, R. C. (1969). Lifetime Portfolio Selection under Uncertainty: The Continuous-Time Case. *The Review of Economics and Statistics* 51(3), 247.
- Munk, C. (2000). Optimal consumption/investment policies with undiversifiable income risk and liquidity constraints. *Journal of Economic Dynamics and Control* 24(9), 1315–1343.

Teplá, L. (2001). Optimal investment with minimum performance constraints. *Journal of Economic Dynamics and Control* 25(10), 1629 – 1645.

Ye, J. (2008). Optimal life insurance, consumption and portfolio: A dynamic programming approach. In *2008 American Control Conference*, pp. 356–362.

A Proofs for Section 3

Proof of Lemma 3.1. First, we prove that $v_1 \geq v_1^{\min}$ implies that the set of strategies admissible for $(P_1^{\pi, \psi, c})$ is non-empty. The minimal consumption stream acceptable for the investor is given by the lower bound in (2.7). The budget needed for it can be calculated as follows:

$$\mathbb{E}^{\mathbb{Q}} \left[\int_0^T \exp(-rt) \underline{c} dt \right] \stackrel{(i)}{=} \underline{c} \int_0^T \exp(-rt) dt = \underline{c} (1 - \exp(-rT)) / r = v_1^{\min},$$

where we use in (i) that \underline{c} and r are constants. So an admissible consumption stream $c(t) = \underline{c}, \forall t \in [0, T]$, can be financed by buying and holding $v_1^{\min}/S_0(0) = v_1^{\min}$ units of the risk-free asset S_0 and not investing in the risky asset S_1 , i.e., $\pi_1(t) = 0$ for $\forall t \in [0, T]$. Thus, for $v_1 \geq v_1^{\min}$, the set of admissible investment-consumption strategies is non-empty, since, e.g., the strategy $(\pi_1 \equiv 0, \psi_1 = 0, c_1 \equiv \underline{c})$ is admissible.

Second, we prove the other direction, i.e., if the set of strategies admissible for $(P_1^{\pi, \psi, c})$ is non-empty, then $v_1 \geq v_1^{\min}$. We show that by contradiction. Assume that there exists a strategy $(\hat{\pi}_1, \hat{\psi}_1, \hat{c}_1)$ that is admissible for $(P_1^{\pi, \psi, c})$ and that requires an initial capital $\hat{v}_1 < v_1^{\min}$. This implies that $\hat{c}_1(t; \hat{v}_1) \geq \underline{c} \forall t \in [0, T]$ and, thus:

$$\mathbb{E}^{\mathbb{Q}} \left[\int_0^T \exp(-rt) \hat{c}_1(t; \hat{v}_1) dt \right] \geq \mathbb{E}^{\mathbb{Q}} \left[\int_0^T \exp(-rt) \underline{c} dt \right] = v_1^{\min}. \quad (\text{A.1})$$

However, from Equation (2.10) in Lakner and Nygren (2006) and the admissibility condition $X^{\hat{v}_1 - \hat{\psi}_1 F_0, (\hat{\pi}_1, \hat{c}_1)}(T) \geq 0$ (see (2.6)), it follows that:

$$\hat{v}_1 \geq \mathbb{E}^{\mathbb{Q}} \left[\int_0^T \exp(-rt) \hat{c}_1(t; \hat{v}_1) dt \right]. \quad (\text{A.2})$$

Due to (A.1) and (A.2), we get that $\hat{v}_1 \geq v_1^{\min}$, which contradicts the assumption $\hat{v}_1 < v_1^{\min}$ made at the beginning of our proof by contradiction. Therefore, that assumption was wrong, i.e., there does not exist a strategy $(\hat{\pi}_1, \hat{\psi}_1, \hat{c}_1)$ that is admissible for $(P_1^{\pi, \psi, c})$ and that requires $\hat{v}_1 < v_1^{\min}$. \square

Proof of Proposition 3.2. First, we consider the case where $v_1 < v_1^{\min}$. By Lemma 3.1, the problem does not have a solution, as the investor's initial capital is insufficient to finance the minimal consumption stream satisfying (2.7).

Second, we consider the case where $v_1 = v_1^{\min}$. Investing $v_1 = v_1^{\min}$ in risk-free asset only and consuming $c(t) = \underline{c} \forall t \in [0, T]$, the investor matches his/her/their minimal consumption. Since the constraint (2.7) must hold \mathbb{P} -almost surely, the realized return of S_1 can be below r , there is no other option to match the minimal consumption. Thus, $\pi_1^*(t; v_1) = 0, \psi_1^* = 0, c_1^*(t; v_1) = \underline{c}$. Plugging π_1^*

and c_1^* in (2.5), we obtain the following ordinary differential equation (ODE) and initial condition:

$$dX_1^*(t) = X_1^*(t)rdt - \underline{c}dt, \quad X_1^*(0) = v_1 = v_1^{\min}.$$

Multiplying both sides of the above ODE by $\exp(-rt)$, we get:

$$\begin{aligned} \exp(-rt) dX_1^*(t) - \exp(-rt) X_1^*(t)rdt &= -\exp(-rt) \underline{c}dt; \\ d(\exp(-rt) X_1^*(t)) &= -\exp(-rt) \underline{c}dt \\ \int_0^t d(\exp(-rs) X_1^*(s)) &= \int_0^t (-\exp(-rs) \underline{c})ds; \\ \exp(-rt) X_1^*(t) - \exp(-r \cdot 0) X_1^*(0) &= -\underline{c} \left(-\frac{1}{r} \exp(-rt) + \frac{1}{r} \exp(-r \cdot 0) \right); \\ \exp(-rt) X_1^*(t) &= v_1^{\min} + \underline{c}(\exp(-rt) - 1)/r; \\ X_1^*(t) &= v_1^{\min} \exp(rt) + \underline{c}(1 - \exp(rt))/r. \end{aligned}$$

Using the definition $v_1^{\min} = \underline{c}(1 - \exp(-rT))/r$, we get an alternative representation of the optimal wealth:

$$X_1^*(t) = \underline{c}(1 - \exp(-r(T-t)))/r, \quad t \in [0, T].$$

Third, we consider the case where $v_1 > v_1^{\min}$. We derive optimal decisions and related objects in two steps:

1. solve $(P_1^{\pi, \psi, c})$ for an arbitrarily fixed admissible $\bar{\psi}_1$;
2. optimize w.r.t. $\bar{\psi}_1$ the value function from Step 1.

Step 1. Fix an arbitrary admissible $\bar{\psi}_1 \in [0, \frac{v_1}{F(0)}]$. Then the investor's initial capital left to invest in liquid assets equals $x_1 := x_1(\bar{\psi}_1) = v_1 - \bar{\psi}_1 \cdot F(0)$. Consider the following problem:

$$\max_{(\pi, c)} \mathbb{E}^{\mathbb{P}} \left[\int_0^T U_1(t, c(t)) dt \right] \text{ s.t. } (\pi, \bar{\psi}_1, c) \in \mathcal{A}_u^{\pi, \psi, c}(x_1), c \in K_c. \quad (\bar{P}_1^{\pi, \bar{\psi}_1, c})$$

Using Proposition 3.1 from Lakner and Nygren (2006), we can obtain the investor's optimal consumption as per (3.3), the optimal Lagrange multiplier as per (3.4) (whose existence and uniqueness is guaranteed by (3.2)), and the optimal liquid portfolio value as per (3.5), but with v_1 replaced by x_1 in all formulas.

The existence of the optimal investment strategy w.r.t. liquid risky asset is guaranteed by the completeness of the financial market. If $X_1^*(t; x_1) = g_1(t, W^{\mathbb{P}}(t))$ for some $g_1(t, w) \in \mathcal{C}^{1,2}([0, T] \times \mathbb{R})$ with $g_1(0, 0) = x_1$, then Theorem 21 ("Comparison of coefficients") in Korn (1997) is applicable and yields (3.8). Alternatively, one can use Theorem 23 ("Feedback representation in the Markovian case") in Korn (1997) under additional assumptions.

Step 2. Denote by $\bar{V}_1(x_1(\bar{\psi}_1))$ the value function of $(\bar{P}_1^{\pi, \bar{\psi}_1, c})$:

$$\bar{V}_1(x_1(\bar{\psi}_1)) = \mathbb{E}^{\mathbb{P}} \left[\int_0^T U_1(t, I_1(t, \lambda_1^*(x_1(\bar{\psi}_1)) \tilde{Z}(t))) dt \right].$$

Since $U_1(t, \cdot)$ is increasing in the second argument, $I_1(t, \lambda_1^*(x_1(\bar{\psi}_1)) \tilde{Z}(t))$ is decreasing in $\bar{\psi}_1$, $\bar{V}_1(x_1(\bar{\psi}_1))$

is decreasing in $\bar{\psi}_1$. Therefore:

$$\psi_1^* = \arg \max_{\bar{\psi}_1 \in [0, \frac{v_1}{F(0)}]} \bar{\mathcal{V}}_1(x_1(\bar{\psi}_1)) = 0.$$

Thus, (3.5) and (3.7) holds. Setting $\bar{\psi}_1 = \psi_1^* = 0$ in the results obtained in *Step 1*, we conclude the proof. \square

Proof of Proposition 3.3. Points 1 and 2 follow from Theorem 3 in Korn (2005) and Remark 4 (b) to that theorem. The existence of $\tilde{\pi}_2^*$ is also established there. If $\tilde{X}_2^*(t; \tilde{x}_2) = \tilde{g}_2(t, W^{\mathbb{P}}(t))$ for some $\tilde{g}_2(t, w) \in \mathcal{C}^{1,2}([0, T] \times \mathbb{R})$ with $\tilde{g}_2(0, 0) = \tilde{x}_2$, then Theorem 21 in Korn (1997) is applicable and yields (3.19), whereas its functional form can be obtained from the standard delta-hedging arguments. \square

Proof of Proposition 3.4. First, we consider the case where $x_2 < x_B$. The terminal-wealth constraint on the liquid wealth is given by $X_2^{x_2, \pi} \geq B$, where B is defined in (3.9). As per (3.11), x_B is the minimal amount of initial capital required to replicate B . Since $x_2 < x_B$, the investor has an insufficient amount of initial capital to satisfy the terminal-wealth constraint, which is why $(\bar{P}_2^{\pi, \bar{\psi}_2})$ does not have a solution.

Second, we consider the case where $x_2 = x_B$. The investor needs exactly x_B to replicate the lower bound on terminal wealth. As there is no additional budget left, it follows that $\bar{X}_2^*(t; x_2) = X_B(t; x_B)$ and $\bar{\pi}_2^*(t; x_2) = \pi_B(t; x_B)$ for $\forall t \in [0, T]$.

Third, we consider the case where $x_2 > x_B$ and structure the derivation of the optimal decisions as it is done in the proof of Theorem 5 in Korn (2005).

Step 1. Any admissible $\bar{\pi}$ for $(\bar{P}_2^{\pi, \bar{\psi}_2})$ leads to a terminal wealth $X^{x_2, \bar{\pi}}(T)$, which can be written as:

$$X^{x_2, \bar{\pi}}(T) = B + (X^{x_2, \bar{\pi}}(T) - B) = B + \tilde{B}^{x_2, \bar{\pi}},$$

where:

$$B \geq 0, \tilde{B}^{x_2, \bar{\pi}} \geq 0, \mathbb{E}^{\mathbb{P}} [\tilde{Z}(T) \tilde{B}^{x_2, \bar{\pi}}] = x_2 - x_B = \tilde{x}_2.$$

Hence, $\tilde{B}^{x_2, \bar{\pi}}$ is a candidate for a terminal wealth obtained by implementing a suitable portfolio strategy $\tilde{\pi} \in \bar{\mathcal{A}}(\tilde{x}_2; 0)$.

Step 2. Any admissible $\tilde{\pi}$ for (\tilde{P}_2^{π}) leads to a terminal wealth $\tilde{X}^{\tilde{x}_2, \tilde{\pi}}(T) \geq 0$. Defining

$$B^{\tilde{x}_2, \tilde{\pi}} = \tilde{X}^{\tilde{x}_2, \tilde{\pi}}(T) + B, \tag{A.3}$$

we get that:

$$B^{\tilde{x}_2, \tilde{\pi}} \geq B, \mathbb{E}^{\mathbb{P}} [\tilde{Z}(T) B^{\tilde{x}_2, \tilde{\pi}}] = \tilde{x}_2 + x_B \stackrel{(3.12)}{=} x_2.$$

This implies that $B^{\tilde{x}_2, \tilde{\pi}}$ is a candidate for a terminal wealth obtained by executing a suitable strategy $\bar{\pi} \in \bar{\mathcal{A}}(x_2; B)$.

Step 3. In Steps 1 and 2, we established that each admissible terminal wealth in $(\bar{P}_2^{\pi, \bar{\psi}_2})$ can be obtained from a corresponding admissible terminal wealth in (\tilde{P}_2^{π}) and vice versa. Furthermore:

$$U_2(T, B^{\tilde{x}_2, \tilde{\pi}} + \bar{\psi}_2 F(T)) \stackrel{(A.3)}{=} U_2(T, \tilde{X}^{\tilde{x}_2, \tilde{\pi}}(T) + B + \bar{\psi}_2 F(T)) \stackrel{(i)}{=} \tilde{U}(\tilde{X}^{\tilde{x}_2, \tilde{\pi}}(T)),$$

where we use in (i) the definition of B as per (3.9) and the definition of $\tilde{U}(x)$ as per (3.13). Finally, since the terminal wealth optimal for (\tilde{P}_2^{π}) exists and can be found as indicated in Proposition 3.3, we

conclude that (3.21) holds. From risk-neutral valuation and the absence of arbitrage arguments, we have:

$$\begin{aligned}\bar{X}_2^*(t; x_2) &= \mathbb{E}^\mathbb{P} \left[B^* \tilde{Z}(T) / \tilde{Z}(t) | \mathcal{F}(t) \right] \stackrel{(3.21)}{=} \mathbb{E}^\mathbb{P} \left[B \tilde{Z}(T) / \tilde{Z}(t) | \mathcal{F}(t) \right] + \mathbb{E}^\mathbb{P} \left[\tilde{B}^* \tilde{Z}(T) / \tilde{Z}(t) | \mathcal{F}(t) \right] \\ &\stackrel{(3.20)}{=} X_B(t; x_B) + \tilde{X}_2^*(t; \tilde{x}_2), \\ &\stackrel{(3.18)}{=} \end{aligned}$$

i.e., (3.22) holds.

Step 4. From (3.22), we obtain:

$$d\bar{X}_2^*(t; x_2) = dX_B(t; x_B) + d\tilde{X}_2^*(t; \tilde{x}_2). \quad (\text{A.4})$$

Plugging the following SDEs

$$\begin{aligned}d\bar{X}_2^*(t; x_2) &= \bar{X}_2^*(t; x_2) \left((r + \bar{\pi}_2^*(t; x_2)(\mu - r)) dt + \bar{\pi}_2^*(t; x_2) \sigma dW^\mathbb{P}(t) \right); \\ dX_B(t; x_B) &= X_B(t; x_B) \left((r + \pi_B(t; x_B)(\mu - r)) dt + \pi_B(t; x_B) \sigma dW^\mathbb{P}(t) \right); \\ d\tilde{X}_2^*(t; \tilde{x}_2) &= \tilde{X}_2^*(t; \tilde{x}_2) \left((r + \tilde{\pi}_2^*(t; \tilde{x}_2)(\mu - r)) dt + \tilde{\pi}_2^*(t; \tilde{x}_2) \sigma dW^\mathbb{P}(t) \right); \end{aligned}$$

into (A.4) and equating the coefficients next to $\sigma dW^\mathbb{P}(t)$, we get

$$\bar{\pi}_2^*(t; x_2) \bar{X}_2^*(t; x_2) = \pi_B(t; x_B) X_B(t; x_B) + \tilde{\pi}_2^*(t; \tilde{x}_2) \tilde{X}_2^*(t; \tilde{x}_2),$$

from which (3.23) follows due to $\bar{X}_2^*(t; x_2) > 0$ \mathbb{P} -a.s. for all $t \in [0, T]$. \square

Proof of Lemma 3.5. First, we prove that if $v_2 \geq v_2^{\min}$, then the set of admissible strategies is non-empty. For $v_2 \geq v_2^{\min}$, the strategy $(\pi_2 \equiv 0, \psi_2 = 0, c_2 \equiv 0)$ is admissible, since $V^{v_2, (0,0,0)}(T) = v_2 \exp(rT) \geq v_2^{\min} \exp(rT) = \underline{V}$ and other admissibility conditions are trivially satisfied.

Second, we prove that if the set of admissible strategies is non-empty, then $v_2 \geq v_2^{\min}$. We show it by contradiction. Assume that there exists a strategy $(\hat{\pi}_2, \hat{\psi}_2, \hat{c}_2)$ admissible for $(P_2^{\pi, \psi, c})$ and it requires an initial capital $\hat{v}_2 < v_2^{\min}$. It means that $V^{\hat{v}_2, (\hat{\pi}_2, \hat{\psi}_2, \hat{c}_2)}(T) = X^{\hat{v}_2 - \hat{\psi}_2 F_0, (\hat{\pi}_2, \hat{c}_2)}(T) + \hat{\psi}_2 F(T) \geq \underline{V}$ and $X^{\hat{v}_2 - \hat{\psi}_2 F_0, (\hat{\pi}_2, \hat{c}_2)}(T) \geq 0$ \mathbb{P} -a.s., which is equivalent to (cf. (3.9)):

$$X^{\hat{v}_2 - \hat{\psi}_2 F_0, (\hat{\pi}_2, \hat{c}_2)}(T) \geq \left(\underline{V} - \hat{\psi}_2 F(T) \right)^+. \quad (\text{A.5})$$

From risk-neutral pricing, we get that (A.5) implies:

$$\hat{v}_2 - \hat{\psi}_2 F_0 \geq \mathbb{E}^\mathbb{P} \left[\tilde{Z}(T) \left(\underline{V} - \hat{\psi}_2 F(T) \right)^+ \right] =: x_B \left(\hat{\psi}_2 \right) \quad (\text{A.6})$$

Adding $\hat{\psi}_2 F_0$ to both sides of (A.6), we obtain:

$$\hat{v}_2 \geq x_B \left(\hat{\psi}_2 \right) + \hat{\psi}_2 F_0 \geq \min_{\bar{\psi}_2 \in [0, \frac{v_2}{F(0)}} \underbrace{\left(x_B \left(\bar{\psi}_2 \right) + \bar{\psi}_2 F(0) \right)}_{:= h(\bar{\psi}_2)}. \quad (\text{A.7})$$

To find the minimum of $h(\bar{\psi}_2)$, we will find its derivative and show that it is strictly negative for any admissible $\bar{\psi}_2$, which will imply that $v_2^{\min} = h(0)$.

Note that by definitions (3.9) and (3.11) we have:

$$x_B(\bar{\psi}_2) = \mathbb{E}^\mathbb{P} \left[\tilde{Z}(T) (\underline{V} - \bar{\psi}_2 F(T))^+ \right] = \mathbb{E}^\mathbb{Q} \left[\exp(-rT) (\underline{V} - \bar{\psi}_2 F(T))^+ \right].$$

Since $F(T)$ is \mathcal{F} -measurable and $F(T) > 0$ \mathbb{P} -a.s. by assumption, we can represent it as $F(T) = F_0 \cdot \exp(Y)$, where Y is an \mathcal{F} -measurable random variable. Defining $\bar{F}_0 := \bar{\psi}_2 F_0$, we consider the above put option as a function of strike and the initial value of the underlying asset:

$$Put(\underline{V}, \bar{F}_0) = \mathbb{E}^\mathbb{P} \left[\tilde{Z}(T) (\underline{V} - \bar{F}_0 \exp(Y))^+ \right].$$

Since for any $\alpha > 0$ $Put(\alpha \underline{V}, \alpha \bar{F}_0) = \alpha Put(\underline{V}, \bar{F}_0)$ due to the linearity of the expectation operator, $Put(\cdot, \cdot)$ is a homogeneous function of order one. Thus, by Euler's homogeneous function theorem, we obtain:

$$Put(\underline{V}, \bar{F}_0) = \underline{V} \cdot \frac{\partial Put(\underline{V}, \bar{F}_0)}{\partial \underline{V}} + \bar{F}_0 \cdot \frac{\partial Put(\underline{V}, \bar{F}_0)}{\partial \bar{F}_0}. \quad (\text{A.8})$$

Simultaneously, we have the following representation of $Put(\underline{V}, \bar{F}_0)$:

$$\begin{aligned} Put(\underline{V}, \bar{F}_0) &= \mathbb{E}^\mathbb{Q} \left[\exp(-rT) (\underline{V} - \bar{F}_0 \exp(Y)) \mathbb{1}_{\{\underline{V} > \bar{F}_0 \exp(Y)\}} \right] \\ &\stackrel{(i)}{=} \exp(-rT) \underline{V} \mathbb{E}^\mathbb{Q} \left[\mathbb{1}_{\{\underline{V} > \bar{F}_0 \exp(Y)\}} \right] - \exp(-rT) \bar{F}_0 \mathbb{E}^\mathbb{Q} \left[\exp(Y) \mathbb{1}_{\{\underline{V} > \bar{F}_0 \exp(Y)\}} \right] \\ &\stackrel{(ii)}{=} \exp(-rT) \underline{V} \mathbb{Q}(\underline{V} > \bar{F}_0 \exp(Y)) - \exp(-rT) \bar{F}_0 \underbrace{\mathbb{M}(\underline{V} > \bar{\psi}_2 F_0 \exp(Y))}_{=: m(\bar{\psi}_2)}, \end{aligned} \quad (\text{A.9})$$

where we use in (i) the linearity of the expectation operator, in (ii) the definition of \bar{F}_0 and the change of measure so that $\exp(Y)$ cancels out under the new measure \mathbb{M} (see Geman et al. (1995) for details). Thus, we obtain by comparing (A.8) and (A.9):

$$\frac{\partial Put(\underline{V}, \bar{F}_0)}{\partial \bar{F}_0} = -\exp(-rT) m(\bar{\psi}_2). \quad (\text{A.10})$$

Now we can calculate the derivative of $h(\bar{\psi}_2)$ as follows:

$$\begin{aligned} \frac{dh(\bar{\psi}_2)}{d\bar{\psi}_2} &= \frac{d}{d\bar{\psi}_2} (x_B(\bar{\psi}_2) + \bar{\psi}_2 F(0)) = \frac{d}{d\bar{\psi}_2} (Put(\underline{V}, \bar{F}_0)) + \frac{d}{d\bar{\psi}_2} (\bar{\psi}_2 F(0)) \stackrel{(i)}{=} \frac{dPut(\underline{V}, \bar{F}_0)}{d\bar{F}_0} \cdot \frac{d\bar{F}_0}{d\bar{\psi}_2} + F_0 \\ &\stackrel{(ii)}{=} -\exp(-rT) m(\bar{\psi}_2) F_0 + F_0 = F_0 (1 - \exp(-rT) m(\bar{\psi}_2)) \stackrel{(iii)}{\geq} 0. \end{aligned}$$

where we use in (i) the chain rule, in (ii) (A.10) and the definition of \bar{F}_0 , in (iii) that $m(\bar{\psi}_2) \in [0, 1]$ and $r > 0$. Therefore, $h(\bar{\psi}_2)$ is strictly decreasing in $\bar{\psi}_2$ and we obtain from (A.7) that

$$\min_{\bar{\psi}_2 \in [0, \frac{v_2}{F(0)}]} (x_B(\bar{\psi}_2) + \bar{\psi}_2 F(0)) = (x_B(0) + 0 \cdot F(0)) = \mathbb{E}^\mathbb{Q} [\exp(-rT) (\underline{V})^+] = \exp(-rT) \underline{V} =: v_2^{\min}.$$

Plugging this result into (A.7), we get the inequality:

$$\hat{v}_2 \geq v_2^{\min},$$

which contradicts our assumption of $\hat{v}_2 < v_2^{\min}$ at the beginning of the proof by contradiction. Therefore, the assumption was wrong, i.e., there does not exist an admissible for $(P_2^{\pi, \psi, c})$ strategy that requires

less initial capital than v_2^{\min} . \square

Proof of Proposition 3.6. First, we consider the case where $v_2 < v_2^{\min}$. By Lemma 3.5, the problem does not admit a solution.

Second, we consider the case where $v_2 = v_2^{\min}$. From the proof of Lemma 3.5, we know that v_2^{\min} is the amount of initial capital sufficient to solve $(\bar{P}_2^{\pi, \bar{\psi}_2})$ with $\bar{\psi}_2 = 0$ and, due to the strict increasingness of $h(\bar{\psi}_2) = x_B(\bar{\psi}_2) + \bar{\psi}_2 F(0)$ (see the proof of Lemma 3.5), the investor needs more initial capital to solve $(\bar{P}_2^{\pi, \bar{\psi}_2})$ for any $\bar{\psi}_2 > 0$. Thus, for $v_2 = v_2^{\min}$ it must be $\bar{\psi}_2^* = 0$. It is straightforward to verify that in this case the investor has just enough initial capital to replicate the lower bound \underline{V} on the terminal wealth by investing only in risk-free asset, i.e., $\pi_2^*(t; v_2) = 0$, $\psi_2^* = 0$, $c_2^*(t; v_2) = 0$, $X_2^*(t; v_2) = \exp(-r(T-t)) \underline{V} = v_2 \exp(rt)$ for $\forall t \in [0, T]$, and $V_2^*(T; v_2) = \underline{V}$.

Third, we consider the case where $v_2 > v_2^{\min}$. For an arbitrarily fixed admissible $\bar{\psi}_2 \in [0, \frac{v_2}{F(0)}]$, Proposition 3.4 yields the solution to $(\bar{P}_2^{\pi, \bar{\psi}_2})$. Similarly to Lemma A.3 in Desmettre and Seifried (2016), we can show that $\bar{\mathcal{V}}_2(x_2(\bar{\psi}_2))$ is strictly concave in $\bar{\psi}_2$. Thus, the problem of maximizing VF associated with $(\bar{P}_2^{\pi, \bar{\psi}_2})$ over admissible positions $\bar{\psi}_2$ in the fixed-term asset

$$\mathcal{V}_2(v_2) = \max_{\bar{\psi}_2 \in [0, \frac{v_2}{F(0)}]} \bar{\mathcal{V}}_2(x_2(\bar{\psi}_2)) = \max_{\bar{\psi}_2 \in [0, \frac{v_2}{F(0)}]} \tilde{\mathcal{V}}_2(\tilde{x}_2(\bar{\psi}_2))$$

has a unique solution (3.25), which is the optimal position in the fixed-term asset in $(P_2^{\pi, \psi, c})$. Denoting the maximizer by ψ_2^* and inserting it in the results of Proposition 3.4, we obtain (3.26) and (3.28).

Finally, we obtain (3.27) from the following equalities:

$$\begin{aligned} V_2^*(T; v_2) &= X_2^*(T; v_2) + \psi_2^* F(T) \\ &\stackrel{(3.22)}{=} X_B(T; x_B(\psi_2^*)) + \tilde{X}_2^*(T; \tilde{x}_2(\psi_2^*)) + \psi_2^* F(T) \\ &\stackrel{(3.16)}{=} \stackrel{(3.20)}{=} (\underline{V} - \psi_2^* F(T))^+ + \tilde{I}_2(\tilde{\lambda}_2^*(\tilde{x}_2) \tilde{Z}(T)) + \psi_2^* F(T) \\ &\stackrel{(3.15)}{=} \max\{\underline{V}, \psi_2^* F(T)\} + \max\left\{I_2(\tilde{\lambda}_2^* \tilde{Z}(T)) - \max\{\underline{V}, \psi_2^* F(T)\}, 0\right\} \\ &= \max\left\{\underline{V}, \psi_2^* F(T), I_2(\tilde{\lambda}_2^* \tilde{Z}(T))\right\}. \end{aligned}$$

\square

Proof of Proposition 3.7. In the first step, we show that the left-hand side (LHS) of (3.29) is larger than or equal to the RHS of (3.29). In the second step, we show the reverse inequality. As a result, we conclude the equality.

Step 1. Let $(\pi_1^*(t, v_1), c_1^*(t, v_1), \psi_1^*(v_1))$ be the solution to $(P_1^{\pi, \psi, c})$, $\mathcal{V}_1(v_1; K_c)$ be the corresponding value function. Let $(\pi_2^*(t, v_2), c_2^*(t, v_2), \psi_2^*)$ be the solution to $(P_2^{\pi, \psi, c})$, $V_2^*(t; v_2)$ be the corresponding terminal portfolio value, and $\mathcal{V}_2(v_2; K_V)$ be the corresponding value function. Then:

$$\begin{aligned} \mathcal{V}_1(v_1; K_c) + \mathcal{V}_2(v_2; K_V) &= \mathbb{E}^{\mathbb{P}} \left[\int_0^T U_1(t, c_1^*(t; v_1)) dt + U_2(T, V_2^*(T; v_2)) \right] \\ &\leq \max_{(\pi, c, \psi) \in \mathcal{A}(v_0, K_c, K_V)} \mathbb{E}^{\mathbb{P}} \left[\int_0^T U_1(t, c(t)) dt + U_2(T, V^{v_0, (\pi, c, \psi)}(T)) \right] = \mathcal{V}_0(v_0; K_c, K_V). \end{aligned}$$

Since the above inequality holds for any admissible v_1 and v_2 such that $v_1 + v_2 = v_0$, we have proven

that:

$$\mathcal{V}(v_0; K_c, K_V) \geq \max_{(v_1, v_2) \in \Lambda(v_0)} \{\mathcal{V}(v_1; K_c) + \mathcal{V}(v_2; K_V)\}$$

Step 2. Let (π^*, c^*, ψ^*) be the solution to $(P_{V, \underline{c}}^{\pi, \psi, c})$, $\mathcal{V}_0(v_0; K_c, K_V)$ be the corresponding value function, $X^*(T)$ the terminal value of the corresponding liquid portfolio. Define:

$$v_1 := \mathbb{E}^{\mathbb{P}} \left[\int_0^T \tilde{Z}(t) c^*(t) dt \right] \quad \text{and} \quad v_2 := \mathbb{E}^{\mathbb{P}} \left[\tilde{Z}(T) X^*(T) \right] + \psi^* F(0).$$

Then $v_1 + v_2 = v_0$ and:

$$\begin{aligned} \mathcal{V}(v_0; K_c, K_V) &= \mathbb{E}^{\mathbb{P}} \left[\int_0^T U_1(t, c^*(t)) dt + U_2(T, V^{v_0, (\pi^*, c^*, \psi^*)}(T)) \right] \\ &= \mathbb{E}^{\mathbb{P}} \left[\int_0^T U_1(t, c^*(t)) dt \right] + \mathbb{E}^{\mathbb{P}} \left[U_2(T, V^{v_0, (\pi^*, c^*, \psi^*)}(T)) \right] \\ &\leq \max_{(\pi_1, c_1, \psi_1) \in \mathcal{A}(v_1; K_c)} \mathbb{E}^{\mathbb{P}} \left[\int_0^T U_1(t, c_1(t)) dt \right] + \max_{(\pi_2, c_2, \psi_2) \in \mathcal{A}(v_2; K_V)} \mathbb{E}^{\mathbb{P}} \left[U_2(T, V^{v_2, (\pi_2, c_2, \psi_2)}(T)) \right] \\ &= \mathcal{V}_1(v_1; K_c) + \mathcal{V}_2(v_2; K_V) \leq \max_{(v_1, v_2) \in \Lambda(v_0)} \{\mathcal{V}_1(v_1; K_c) + \mathcal{V}_2(v_2; K_V)\}. \end{aligned}$$

So we have proven that:

$$\mathcal{V}(v_0; K_c, K_V) \leq \max_{(v_1, v_2) \in \Lambda(v_0)} \{\mathcal{V}_1(v_1; K_c) + \mathcal{V}_2(v_2; K_V)\}.$$

Combining the inequalities proven in Step 1 and Step 2, we conclude the equality (3.29). \square

Proof of Lemma 3.8. According to Proposition 3.7, the optimal v_1 and v_2 are found by solving (3.29). Due to the constraint set $\Lambda(v_0)$ in this maximization problem, we express $v_2 = v_0 - v_1$ and consider an equivalent problem:

$$\max_{v_1 \in [v_1^{\min}, v_0 - v_2^{\min}]} \{\mathcal{V}_1(v_1; K_c) + \mathcal{V}_2(v_0 - v_1; K_V)\}, \quad (\text{A.11})$$

which has a solution since \mathcal{V}_1 and \mathcal{V}_2 are continuous in v_1 and the constraint set $\bar{\Lambda}(v_0) := [v_1^{\min}, v_0 - v_2^{\min}]$ is compact. Moreover, the solution is unique due to the concavity of the objective function:

$$\frac{\partial^2}{\partial v_1^2} (\mathcal{V}_1(v_1; K_c) + \mathcal{V}_2(v_0 - v_1; K_V)) = \mathcal{V}_1''(v_1; K_c) + \mathcal{V}_2''(v_0 - v_1; K_V) \stackrel{(i)}{<} 0,$$

where we use in (i) the strict concavity of \mathcal{V}_1 and \mathcal{V}_2 as functions of initial wealth.

Therefore, v_1^* is either a critical point or the point on the boundary of the constraint set $\bar{\Lambda}(v_0)$. The equation for finding the critical point \bar{v}_1 is given by (3.32). Thus, v_1^* is given by (3.32) and v_2^* by (3.31). \square

Proof of Proposition 3.9. (3.33) follows from Proposition 3.7 and Lemma 3.8.

Due to the decomposition of $(P_{V, \underline{c}}^{\pi, \psi, c})$ in $(P_1^{\pi, \psi, c})$ and $(P_2^{\pi, \psi, c})$ and the differentiation between the initial capital for liquid investments and the initial capital for illiquid investment, we trivially have

(3.34). Furthermore, we have $\psi^* = \psi_1^* + \psi_2^* \stackrel{(3.5)}{=} \psi_2^*$, i.e., (3.36) holds, and $V^*(T; v_0) = V_1^*(T; v_1^*) + V_2^*(T; v_2^*) = X_1^*(T; v_1^*) + \psi_1^* F(T) + X_2^*(T; v_2^*) + \psi_2^* F(T) \stackrel{X_1^*(T; v_1^*)=0}{\stackrel{\psi_1^*=0}{=}} X_2^*(T; v_2^*) + \psi_2^* F(T)$, i.e., (3.38) holds.

As for the liquid portfolio value, we have:

$$dX^*(t; v_0) = dX_1^*(t; v_1^*) + dX_2^*(t; v_2^*). \quad (\text{A.12})$$

Inserting the respective optimal controls in (2.5), we obtain three SDEs:

$$\begin{aligned} dX^*(t; v_0) &= X^*(t; v_0) \left((r + \pi^*(t; v_0)(\mu - r)) dt + \pi^*(t; v_0) \sigma dW^\mathbb{P}(t) \right) - c^*(t) dt; \\ dX_1^*(t; v_1^*) &= X_1^*(t; v_1^*) \left((r + \pi_1^*(t; v_1^*)(\mu - r)) dt + \pi_1^*(t; v_1^*) \sigma dW^\mathbb{P}(t) \right) - c_1^*(t) dt; \\ dX_2^*(t; v_2^*) &= X_2^*(t; v_2^*) \left((r + \pi_2^*(t; v_2^*)(\mu - r)) dt + \pi_2^*(t; v_2^*) \sigma dW^\mathbb{P}(t) \right) - \underbrace{c_2^*(t)}_{\stackrel{(3.24)}{=} 0} dt. \end{aligned}$$

Inserting the above three SDEs into (A.12) and equating the terms multiplied by $\sigma dW^\mathbb{P}(t)$, we get (3.37). Comparing the terms multiplied by dt , we get (3.35). \square

B Proofs for Section 4

Proof of Lemma 4.1. It follows from Lemma A.2.1 in Appendix A in Havrylenko (2023), where we replace T by s . \square

Proof of Lemma 4.2. Take any t_1, t_2 such that $0 \leq t_1 \leq t_2 \leq T$. It follows from (2.2) that:

$$\left(\tilde{Z}(t_2) \right)^{-\frac{\sigma_F}{\gamma}} = \left(\tilde{Z}(t_1) \right)^{-\frac{\sigma_F}{\gamma}} \exp \left(\frac{\sigma_F}{\gamma} \left(r + \frac{1}{2} \gamma^2 \right) (t_2 - t_1) + \sigma_F (W^\mathbb{P}(t_2) - W^\mathbb{P}(t_1)) \right).$$

Using the above relation and (4.3), we get:

$$\begin{aligned} F(t_2) &= F(t_1) \exp \left(\left(\mu_F - \frac{1}{2} \sigma_F^2 \right) (t_2 - t_1) + \sigma_F (W^\mathbb{P}(t_2) - W^\mathbb{P}(t_1)) \right) \\ &= F(t_1) \frac{\left(\tilde{Z}(t_1) \right)^{-\frac{\sigma_F}{\gamma}}}{\left(\tilde{Z}(t_1) \right)^{-\frac{\sigma_F}{\gamma}}} \exp \left(\left(\mu_F - \frac{1}{2} \sigma_F^2 \right) (t_2 - t_1) + \sigma_F (W^\mathbb{P}(t_2) - W^\mathbb{P}(t_1)) \right. \\ &\quad \left. - \frac{\sigma_F}{\gamma} \left(r + \frac{1}{2} \gamma^2 \right) (t_2 - t_1) + \frac{\sigma_F}{\gamma} \left(r + \frac{1}{2} \gamma^2 \right) (t_2 - t_1) \right) \\ &= \frac{F(t_1)}{\left(\tilde{Z}(t_1) \right)^{-\frac{\sigma_F}{\gamma}}} \exp \left(\left(\mu_F - \frac{1}{2} \sigma_F^2 - \frac{\sigma_F r}{\gamma} - \frac{1}{2} \sigma_F \gamma \right) (t_2 - t_1) \right) \left(\tilde{Z}(t_2) \right)^{-\frac{\sigma_F}{\gamma}}, \end{aligned}$$

for any t_1, t_2 such that $0 \leq t_1 \leq t_2 \leq T$. \square

Proof of Corollary 4.3. Points (i)-(iii) follow from straightforward calculations based on Proposition 3.2 and Lemma 4.1. To prove Point (iv), let $\pi_1^*(t; v_1)$ denote the investment strategy driving the

optimal liquid portfolio and let $g_1(t, \tilde{Z}(t))$ denote the right-hand side of (4.16) as a function of t and $\tilde{Z}(t)$. From (2.5), we know that:

$$dX_1^*(t; v_1) = X_1^*(t; v_1) \left((r + \pi_1^*(t; v_1)(\mu - r)) dt + \pi_1^*(t; v_1) \sigma dW^\mathbb{P}(t) \right).$$

From Itoô's lemma and the SDE (2.3), we know that:

$$dX_1^*(t; v_1) = dg_1(t, \tilde{Z}(t)) = (\dots) dt - \gamma \tilde{Z}(t) \frac{\partial g_1(t, \tilde{Z}(t))}{\partial \tilde{Z}} dW^\mathbb{P}(t).$$

Since the above two SDEs describe the same stochastic process, the SDEs must be equal. This implies the equality of diffusion terms of those SDEs, which is why (4.18) immediately follows. \square

Proof of Proposition 4.4. The initial budget (4.19) follows from:

$$\begin{aligned} x_B &\stackrel{(a)}{=} \mathbb{E}^\mathbb{P} \left[\max \{ \underline{V} - \bar{\psi}_2 F(T), 0 \} \tilde{Z}(T) / \tilde{Z}(0) | \mathcal{F}(0) \right] \\ &\stackrel{(b)}{=} \mathbb{E}^\mathbb{P} \left[\tilde{Z}(T) \underline{V} \mathbb{1}_{\{ \underline{V} \geq \bar{\psi}_2 F(T) \}} | \mathcal{F}(0) \right] + \mathbb{E}^\mathbb{P} \left[\tilde{Z}(T) \bar{\psi}_2 F(T) \mathbb{1}_{\{ \underline{V} < \bar{\psi}_2 F(T) \}} | \mathcal{F}(0) \right] \\ &\stackrel{(c)}{=} \underline{V} \xi \left(T, 0, 1, 1, (\bar{\psi}_2 F_0 h(0, T) / \underline{V})^{\frac{\gamma}{\sigma_F}}, +\infty; \gamma, r \right) \\ &\quad - \bar{\psi}_2 F_0 h(0, T) \xi \left(T, 0, 1, 1 - \frac{\sigma_F}{\gamma}, (\bar{\psi}_2 F_0 h(0, T) / \underline{V})^{\frac{\gamma}{\sigma_F}}, +\infty; \gamma, r \right), \end{aligned}$$

where we use in (a) the definition of B and (3.20), in (b) the linearity of expectation, in (c) Lemma 4.1. Analogous calculations yield (4.20). (4.21) is shown analogously to the proof of (4.18). \square

Proof of Corollary 4.5. All results of the proposition can be shown via straightforward but lengthy calculations based on Proposition 3.6, Lemma 4.1 and Lemma 4.2. When $\bar{\psi}_2 > 0$ ($\psi_2^* > 0$), three different cases depending on the value of $D(\gamma, \sigma_F, p_2)$ emerge due to the terms that involve:

$$\left(\tilde{\lambda}_2^* \tilde{Z}(T) \right)^{\frac{1}{p_2-1}} \lesseqgtr \bar{\psi}_2 F(T) \Leftrightarrow \left(\tilde{Z}(T) \right)^{D(\gamma, \sigma_F, p_2)} \lesseqgtr \left(\bar{\psi}_2 F(t) h(t, T) \left(\tilde{Z}(t) \right)^{\sigma_F / \gamma} \right)^{p_2-1} / \tilde{\lambda}_2^*.$$

\square

Proof of Corollary 4.6. The proof is based on straightforward but lengthy calculations that rely on Proposition 3.9, Corollary 4.3 and Corollary 4.5. \square