

# Galactic foreground emissions randomization due to chaotic/turbulent dynamics of magnetized plasma dominated by magnetic helicity

Alexander Bershadskii

ICAR, P.O. Box 31155, Jerusalem, 91000, Israel.

Corresponding author(s). E-mail(s): [bershads@gmail.com](mailto:bershads@gmail.com);

## Abstract

Using results of numerical simulations and astrophysical observations (mainly in the WMAP and Planck frequency bands) it is shown that Galactic foreground emission becomes more sensitive to the mean magnetic field with the frequency, that results in the appearance of two levels of its randomization due to chaotic/turbulent dynamics of magnetized interstellar medium dominated by the magnetic helicity. The galactic foreground emission is more randomized at higher frequencies. The Galactic synchrotron and polarized dust emissions have been studied in detail. It is shown that the magnetic field imposes its level of randomization on the synchrotron and dust emission. The background magnetic field and emission have also been briefly discussed in this context. It is shown that they are considerably less randomized than the foreground ones. The main method for the theoretical consideration used in this study is the Kolmogorov-Iroshnikov phenomenology in the frames of distributed chaos notion. Despite the vast differences in the values of physical parameters and spatio-temporal scales between the numerical simulations and the astrophysical observations, there is a quantitative agreement between the results of the astrophysical observations and the numerical simulations in the frames of the distributed chaos notion.

# 1 Introduction

The role of Galactic foreground emission in astrophysics is two-fold. On the one hand, different types of Galactic emission contributing to the Galactic foreground are indispensable sources of information about physical processes in magnetized interstellar medium. On the other hand, the Galactic foreground is the main obstacle to obtaining a clean cosmic microwave background (CMB) radiation map which is the main observational source of information about physical processes at the early stages of the universe’s development. Therefore, investigation of the Galactic foreground emission (and its components) is necessary to solve the two important problems of modern astrophysics.

The recent major satellite missions: WMAP and Planck, were designed mainly to solve the second problem. However, to solve this problem we need an effective method for separating the CMB and the foreground (mainly of Galactic origin). Such techniques were developed in the last decades. The maps of the most important components of the Galactic foreground (such as synchrotron and dust emission) were also obtained as a necessary by-product of this activity.

The main difficulty in interpreting and understanding these results is a weakness of the theory of the chaotic/turbulent processes in the interstellar magnetized medium. These processes are supposed to be the main physical source of the apparently random character of the foreground maps. The scaling (power-law) approach, widely used for the interpretation of the power spectra corresponding to the maps, requests a wide range of scales for its validation which is rarely achievable in practice.

The conception of smoothness can be used instead to quantify the levels of randomness of the chaotic/turbulent dynamical regimes. Indeed, the stretched exponential spectrum

$$E(k) \propto \exp -(k/k_\beta)^\beta \quad (1)$$

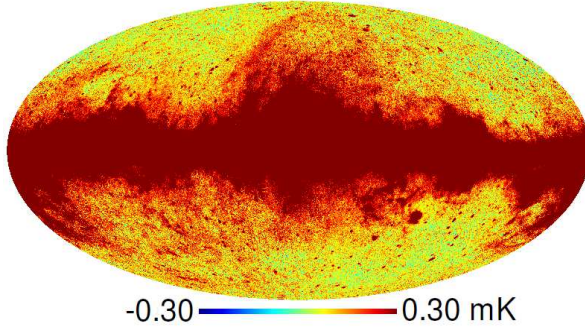
is a characteristic feature of smooth chaotic dynamics. Here  $1 \geq \beta > 0$  and  $k$  is the wavenumber.

The value of the  $\beta = 1$  characterizes the deterministic chaos (see, for instance, [Maggs and Morales 2011, 2012a,b](#); [Khurshid et al 2018](#) and references therein):

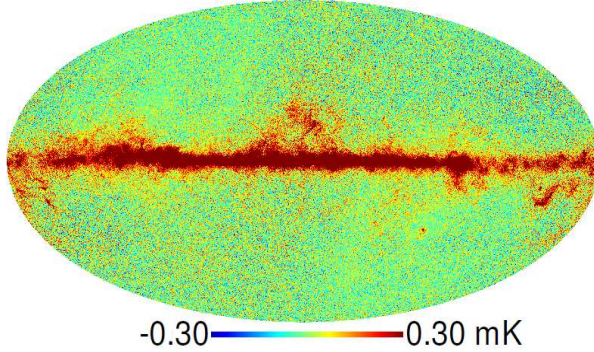
$$E(k) \propto \exp(-k/k_c). \quad (2)$$

When  $1 > \beta$  the smooth chaotic dynamics can be already non-deterministic, this type of smooth dynamics can be called ‘distributed chaos’ (the term will be clarified below). Another term “soft turbulence” (suggested by [Wu et al. 1990](#)) can be also appropriate.

The parameter  $\beta$  could be used as an informative measure of randomization. Namely, the further the value of  $\beta$  is from the  $\beta = 1$  (which corresponds to the deterministic chaos) the more significant the system’s randomization. The smaller parameter  $\beta$  values are considered a precursor of hard turbulence. The scaling power



**Fig. 1** Full-sky Galactic foreground map for the WMAP K-band (central frequency 23 GHz).

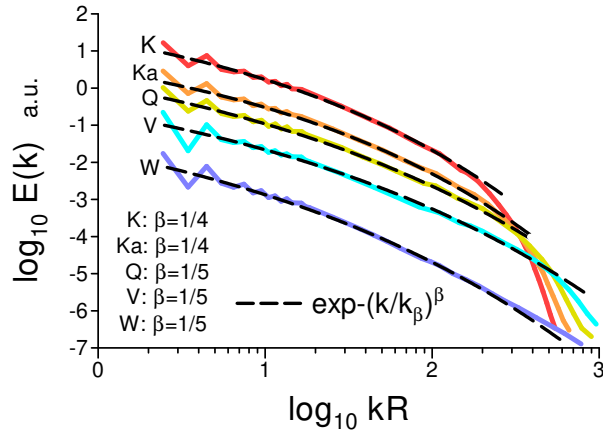


**Fig. 2** Full-sky Galactic foreground map for the WMAP W-band ((central frequency 94 GHz).

spectrum is a characteristic feature of non-smooth random dynamics (the hard turbulence in terms of [Wu et al. 1990](#)).

Figures 1 and 2 (adapted from Figs. B1 and B5 of a paper [Ghosh et al., 2011](#)) show the full-sky Galactic foreground maps computed using the data measured by the probes onboard the WMAP satellite for K and W frequency bands.

Figure 3 shows the power spectra corresponding to the full-sky Galactic foreground maps for the K - central frequency 23 GHz, Ka - central frequency 33 GHz, Q - central frequency 41 GHz, V - central frequency 61 GHz, W - central frequency 94 GHz frequency bands. The spectral data for Fig. 3 were taken from Fig. 8 of the paper ([Ghosh et al., 2011](#)). In the original figure in the paper ([Ghosh et al., 2011](#)), the angular power spectra  $C_l$  are shown vs the multipole  $l$ . The spherical multipole  $l$  can be related to a wavenumber  $k_l = \sqrt{l(l+1)}/R$ , where  $R$  is the sphere's radius, and the azimuthally averaged 2-D power spectral density  $E(k_l) \approx R^2 C_l / \pi$  ([Maus, 2008](#)).



**Fig. 3** Power spectra corresponding to the full-sky Galactic foreground maps for all WMAP frequency bands.

The dashed curves in Fig. 3 indicate the best fit by the stretched exponential spectrum Eq. (1) (the distributed chaos). One can see that  $\beta = 1/4$  for the frequency bands K and Ka whereas  $\beta = 1/5$  for the frequency bands Q, V, and W. These values of  $\beta$  will be explained below. Now we would like to emphasize that there is a two-level randomization in the WMAP foreground maps (the two values of  $\beta$ ) and the higher level of randomization (smaller  $\beta$ ) corresponds to higher frequencies.

The present paper will relate the apparent two-level randomization to the Kolmogorov-Iroshnikov phenomenology (Monin and Yaglom, 2007; Iroshnikov, 1963) applied to the magnetic helicity-dominated chaotic/turbulent motion of the magnetized interstellar medium in the frames of distributed chaos (the magneto-inertial range of scales Bershadskii, 2024).

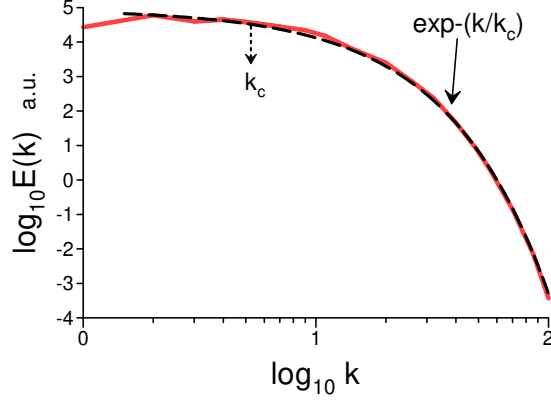
## 2 Magnetic helicity and distributed chaos

### 2.1 Deterministic chaos in magnetized plasma

The estimates of the values of the Galactic magnetic field obtained by the observations turned out to be considerably larger than the values predicted for the primordial magnetic field. Therefore certain mechanisms of amplification of the magnetic fields by the intense chaotic/turbulent motion of the electrically conducting Galactic plasma (dynamo) were suggested in the existing literature (see Ruzmaikin et al., 1989; Sokolov, 1997; Vazza et al., 2014; Subramanian, 2019; Korpi-Lagg et al., 2024 and references therein). This motion could be produced, by the Galactic differential rotation and the supernova explosions.

In a recent paper (Seta et al., 2020) a numerical simulation of a small-scale (fluctuating) dynamo with parameters favorable to deterministic chaos was performed using magnetohydrodynamic (MHD) equations

$$\frac{\partial \rho}{\partial t} + \nabla \cdot (\rho \mathbf{u}) = 0, \quad (3)$$



**Fig. 4** Magnetic energy spectrum at the saturated stage of the MHD dynamo for the Mach number  $M \approx 0.11$ .

$$\frac{\partial \mathbf{b}}{\partial t} = \nabla \times (\mathbf{u} \times \mathbf{b}) + \eta \nabla^2 \mathbf{b}, \quad (4)$$

$$\begin{aligned} \frac{\partial \mathbf{u}}{\partial t} + (\mathbf{u} \cdot \nabla) \mathbf{u} = & -\frac{\nabla p}{\rho} + \frac{\mathbf{j} \times \mathbf{b}}{c\rho} \\ & + \nu \left( \nabla^2 \mathbf{u} + \frac{1}{3} \nabla (\nabla \cdot \mathbf{u}) + 2\mathbf{S} \cdot \nabla \ln \rho \right) + \mathbf{F}, \end{aligned} \quad (5)$$

in a triply-periodic cubic domain. In these equations  $\mathbf{u}$  is the plasma velocity field,  $\mathbf{b}$  is the divergence-free magnetic field,  $\rho$  is the plasma density,  $p$  is the plasma pressure,  $\nu$  is the plasma viscosity,  $\eta$  is the plasma magnetic diffusivity,  $\mathbf{j} = (c/4\pi) \nabla \times \mathbf{b}$  was taken for electric current density,  $c$  is the speed of light,  $S_{ij} = \frac{1}{2} (u_{i,j} + u_{j,i} - \frac{2}{3} \delta_{ij} \nabla \cdot \mathbf{u})$  was taken for the rate-of-strain tensor, and  $\mathbf{F}$  is a random delta-correlated in time solenoidal forcing function. An isothermal equation of state,  $p = c_s^2 \rho$ , was assumed with constant sound speed  $c_s$ .

The Reynolds and magnetic Reynolds numbers  $Re = Re_m = 1122$ , the Mach number  $M \approx 0.11$ , and the magnetic Prandtl number  $Pr_m = 1$ . A weak random magnetic field (with zero net flux across the computational domain) was used as an initial seed field.

Fig. 4 shows the one-dimensional (shell-averaged) magnetic energy spectrum at the saturated stage of the dynamo (the spectral data were taken from Fig. 2 of the paper [Seta et al., 2020](#)). The dashed curve is the best fit corresponding to Eq. (2) (deterministic chaos).

## 2.2 Magnetic helicity

The ideal MHD has three fundamental quadratic invariants: total energy, cross and magnetic helicity ([Moffatt and Tsinober, 1992](#)). The validity of magnetic helicity conservation increases with the magnetic Reynolds number value  $Re_m$ . The Galaxy magnetized plasma is characterized by very large magnetic Reynolds numbers ([Zenati and Vishniac, 2023](#)).

The average magnetic helicity density is

$$h_m = \langle \mathbf{a} \mathbf{b} \rangle \quad (6)$$

here  $\mathbf{a}$  is the vector potential,  $\mathbf{b} = [\nabla \times \mathbf{a}]$  is the fluctuating magnetic field, and  $\langle \dots \rangle$  means spatial average (for the fluctuating variables  $\langle \mathbf{a} \rangle = \langle \mathbf{b} \rangle = 0$ ).

The magnetic helicity is not invariant in the uniform mean magnetic field  $\mathbf{B}_0$ . However, a generalized average magnetic helicity density

$$\hat{h}_m = h_m + 2\mathbf{B}_0 \cdot \langle \mathbf{A} \rangle \quad (7)$$

where  $\mathbf{B} = \mathbf{B}_0 + \mathbf{b}$ ,  $\mathbf{A} = \mathbf{A}_0 + \mathbf{a}$ , is still an ideal invariant (Matthaeus and Goldstein, 1982)

$$\frac{d\hat{h}_m}{dt} = 0 \quad (8)$$

(see also Shebalin, 2013).

The magnetic helicity can be considered as an adiabatic invariant not only in the ideal MHD but also in a weakly dissipative magnetized plasma (see for instance, Zenati and Vishniac 2023), that makes it especially interesting for the interstellar media.

## 2.3 Distributed chaos dominated by magnetic helicity

The transition from deterministic chaos to distributed one can be considered as a randomization. Namely, the change of physical parameters can result in the random fluctuations of the characteristic scale  $k_c$  in equation (2). One has to take this phenomenon into account. It can be done using an ensemble averaging

$$E(k) \propto \int_0^\infty P(k_c) \exp(-(k/k_c)) dk_c \quad (9)$$

Here a probability *distribution*  $P(k_c)$  describes the random fluctuations of  $k_c$ . This is the rationale behind the name ‘distributed chaos’.

For the magnetic field dynamics dominated by the magnetic helicity the scaling relationship between characteristic values of  $k_c$  and  $B_c$  based on dimensional considerations

$$B_c \propto |h_m|^{1/2} k_c^{1/2} \quad (10)$$

can be used to find the probability distribution  $P(k_c)$ .

The value of  $B_c$  can be taken half-normally distributed  $P(B_c) \propto \exp(-(B_c^2/2\sigma^2))$  (Monin and Yaglom 2007). It is a normal distribution with zero mean which is truncated to have a nonzero probability density function for positive values of its argument only. For instance, if  $B$  is a normally distributed random variable, then the variable  $B_c = |B|$  is half-normally distributed (Jonson et al. 1994).

From Eq. (10) we then obtain

$$P(k_c) \propto k_c^{-1/2} \exp(-(k_c/4k_\beta) \quad (11)$$

It is the chi-squared probability distribution where  $k_\beta$  is a new constant).

Substituting Eq. (11) into Eq. (9) one obtains

$$E(k) \propto \exp(-(k/k_\beta)^{1/2} \quad (12)$$

## 2.4 Spontaneous breaking of local reflectional symmetry

For chaotic/turbulent flows with net reflectional symmetry the net magnetic helicity is equal to zero, whereas the point-wise magnetic helicity is not (because of the spontaneous breaking of the local reflectional symmetry [Kerr, 2004](#); [Holm and Kerr, 2007](#)). The spontaneous local symmetry breaking in such flows is accompanied by the emergence of the blobs with non-zero helicity ([Moffatt and Tsinober, 1992](#); [Moffatt, 1969, 1985](#); [Levich and Tsinober, 1983](#)). The magnetic surfaces of these blobs can be defined by the boundary conditions:  $\mathbf{b}_n \cdot \mathbf{n} = 0$ , where  $\mathbf{n}$  is a unit normal to the boundary of the blob.

The sign-defined magnetic helicity of the j-blob can be defined as

$$H_j^\pm = \int_{V_j} (\mathbf{a}(\mathbf{x}, t) \cdot \mathbf{b}(\mathbf{x}, t)) d\mathbf{x} \quad (13)$$

where ('+' or '-') denotes the blob's helicity sign. The  $H_j^\pm$  is an adiabatic invariant ([Moffatt and Tsinober, 1992](#)) (see also above)

Then we can consider the total sign-defined adiabatic invariant

$$I^\pm = \lim_{V \rightarrow \infty} \frac{1}{V} \sum_j H_j^\pm \quad (14)$$

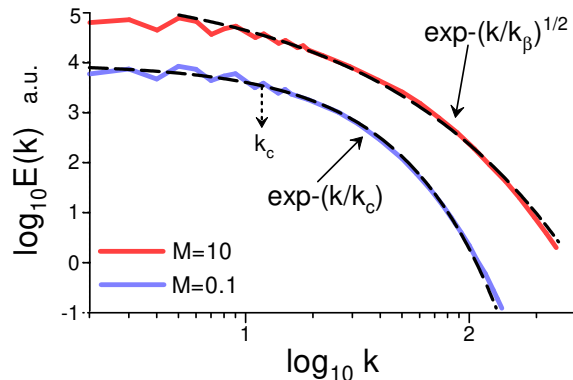
The summation takes into account the blobs with a certain sign only ('+' or '-'), and  $V$  is the total volume of the blobs taken into account.

The adiabatic invariant  $I^\pm$  defined by Eq. (14) can be used instead of the averaged magnetic helicity density  $h_m$  in the above estimate Eq. (10) for the special case of the local reflectional symmetry breaking

$$B_c \propto |I^\pm|^{1/2} k_c^{1/2} \quad (15)$$

and the spectrum Eq. (12) can be also obtained for this case.

When a non-zero mean magnetic field  $\mathbf{B}_0$  is significant the  $h_m$  should be replaced by the generalized averaged magnetic helicity density  $\hat{h}_m$  Eq. (7) in the estimate Eq. (10). The  $\hat{h}_m$  has the same dimensionality as  $h_m$  and therefore, the magnetic



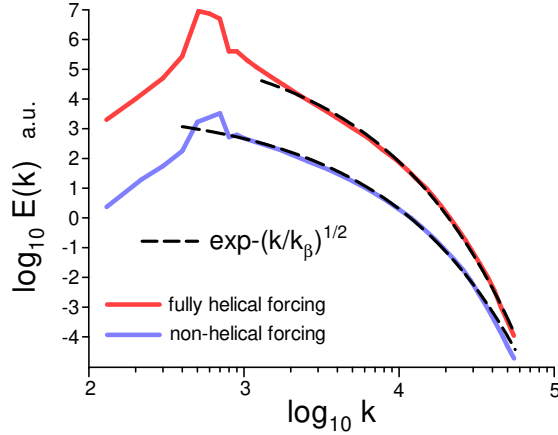
**Fig. 5** Magnetic energy spectra at the saturated stage of the MHD dynamo for the Mach numbers  $M = 0.1$  (bottom) and  $M = 10$  (top).

energy spectrum will be given by the same Eq. (12) (the case of the local reflectional symmetry breaking can be treated analogously).

In recent papers (Seta and Federrath, 2021; Seta et al., 2023) numerical simulations similar to that considered in Section 2.1 were performed (the net magnetic helicity was also negligible), but in these simulations the large Mach number  $M = 10$  was achieved. Figure 5 shows the magnetic energy spectra computed in these numerical simulations. The spectral data shown in this figure were taken from Fig. C4 of the Ref. (Seta et al., 2023). While for the small Mach number  $M = 0.1$  the bottom dashed curve in Fig. 5 indicates the exponential spectrum Eq. (2) (deterministic chaos, cf Fig. 1), for the large Mach number  $M = 10$  the top dashed curve indicates a stretched exponential spectrum Eq. (12) with  $\beta = 1/2$ . This indicates the distributed chaos dominated by magnetic helicity, i.e. the spontaneous breaking of local reflectional symmetry.

Baryogenesis at an earlier stage of universe development is one of the main candidates for magnetogenesis. The parity (reflectional symmetry) breaking and a nonzero magnetic helicity appearance are a crucial part of these processes (see, for instance, a review Subramanian, 2016 and references therein). The lepto/baryogenesis epoch was rather turbulent because about all created baryons and antibaryons (as well as electrons and positrons) were annihilated producing a huge amount of energy. As was shown above the large-scale helicity production is an inherent property of the chaotic/turbulent motion of the plasmas. Despite the net helicity is remaining zero the absolute value of the total sum of the sign-defined helicities of the magnetic blobs  $|I^\pm|$  can be used as a measure of spontaneous parity violation. Naturally, this measure of parity violation is related to a measure of randomness of the chaotic/turbulent magnetic field Eqs. (15) and (12).

It is widely believed that the background emission photons (cosmic microwave background - CMB) were mainly produced at the lepto/baryogenesis epoch and later were set free at the recombination (last scattering) epoch. Since the lepto/baryogenesis, magnetogenesis, the parity violation dominated by the magnetic helicity and the emission of the CMB-to-be photons are strongly interrelated one



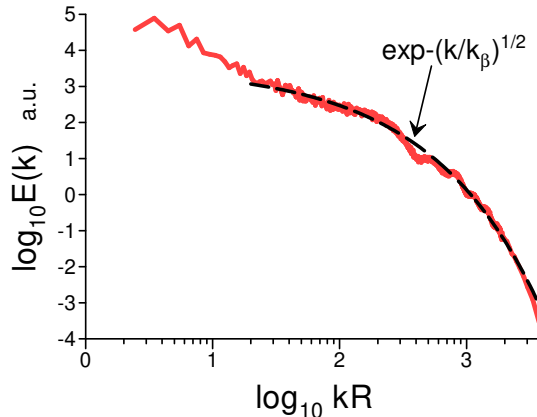
**Fig. 6** Magnetic energy spectra in an expanding flat universe at the radiation-dominated epoch after the electro-weak phase transition (numerical simulations). The spectra are vertically shifted for clarity.

can expect that the level of the randomness of the magnetic field generated at the lepto/baryogenesis epoch will be imprinted on the level of randomness of the temperature of the CMB-to-be photons (see also below).

The continuing inflation smoothed out the strong fluctuations characterizing the lepto/baryogenesis epoch. At the recombination epoch, only tiny remnants of these fluctuations were present in the matter's motion and CMB. The remnants of spatial power spectra of the fluctuations characteristic to the lepto/baryogenesis epoch could also be preserved in the spatial power spectrum of the CMB temperature fluctuations (anisotropies) after the last scattering. Of course, this spectrum is a superposition of the remnant of the turbulent lepto/baryogenesis epoch, baryon acoustic oscillations, etc. However, one can hope this remnant can be seen in the observed CMB spectrum and provide some information about the physical process at the lepto/baryogenesis epoch. Moreover, if this information will be distinctively different from that characteristic for the foreground emission it will help effectively separate the background and foreground types of emission in the observed data.

In a recent paper (Pol et al., 2022) numerical simulations of magnetized ultrarelativistic plasma in an expanding flat universe at the radiation-dominated epoch after the electro-weak phase transition were performed using the comoving equations

$$\begin{aligned}
 \frac{\partial \ln \rho}{\partial t} &= -\frac{4}{3} (\nabla \cdot \mathbf{u} + \mathbf{u} \cdot \nabla \ln \rho) + \frac{1}{\rho} [\mathbf{u} \cdot (\mathbf{J} \times \mathbf{B}) + \eta \mathbf{J}^2], \\
 \frac{\partial \mathbf{u}}{\partial t} &= -\mathbf{u} \cdot \nabla \mathbf{u} + \frac{\mathbf{u}}{3} (\nabla \cdot \mathbf{u} + \mathbf{u} \cdot \nabla \ln \rho) + \frac{2}{\rho} \nabla \cdot (\rho \nu \mathbf{S}) \\
 &\quad - \frac{1}{4} \nabla \ln \rho - \frac{\mathbf{u}}{\rho} [\mathbf{u} \cdot (\mathbf{J} \times \mathbf{B}) + \eta \mathbf{J}^2] + \frac{3}{4\rho} \mathbf{J} \times \mathbf{B}, \\
 \frac{\partial \mathbf{B}}{\partial t} &= \nabla \times (\mathbf{u} \times \mathbf{B} - \eta \mathbf{J} + \mathbf{F}).
 \end{aligned}$$



**Fig. 7** Combined power spectrum of CMB temperature: Planck + ACT(for large values of  $kR$ ).

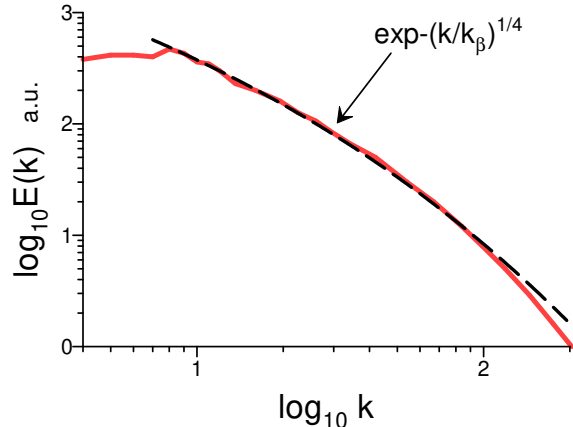
The random electromotive force  $\mathbf{F}$  simulates the generation of magnetic fields and was activated for a short duration (10% of the Hubble time). Two forcing cases were considered: fully helical and with negligible helicity. The simulations were performed in a periodic cubic box. The magnetic Prandtl number  $Pr_m = \nu/\eta = 1$ .

The magnetic energy spectra shown in Fig. 6 were computed at the time when the magnetic energy density reached its maximum. The spectral data were taken from Figs. 2 and 3 of the Ref. (Pol et al., 2022). The dashed curves indicate the magnetic helicity-dominated spectrum Eq. (12) for both cases: with fully helical (top) and non-helical (bottom) forcing. In the latter case, one can recognize the spontaneous parity violation caused by the chaotic/turbulent dynamics of the magnetized primordial plasma.

Figure 7 shows a combined (Planck+ACT) CMB temperature power spectra obtained by the Planck mission and Atacama cosmology telescope (ACT). The CMB data shown in Fig. 7 were cleaned from the foreground by the Planck and ACT teams. The spectral data were taken from the corresponding sites<sup>1</sup>. The ACT data were used for  $kR > 1900$ . The dashed curve indicates correspondence to the stretched exponential spectrum Eq. (12).

Figure 7 can be considered as an indication that the remnant spectrum from the lepto/baryogenesis epoch can indeed be seen in the CMB spectrum. The waviness of the spectrum can be related to the acoustic oscillations. The randomization with  $\beta = 1/2$  provides evidence of the parity breaking and the magnetic helicity domination over the emission process of the CMB-to-be photons at this epoch. The CMB temperature with  $\beta = 1/2$  is considerably less randomized than the foreground with  $\beta = 1/4$ , and  $\beta = 1/5$  (see Fig. 3). It can be considered as evidence that the cleaning of the CMB data from the foreground was good enough.

<sup>1</sup><https://pla.esac.esa.int/pla> and <https://lambda.gsfc.nasa.gov/product/act/>



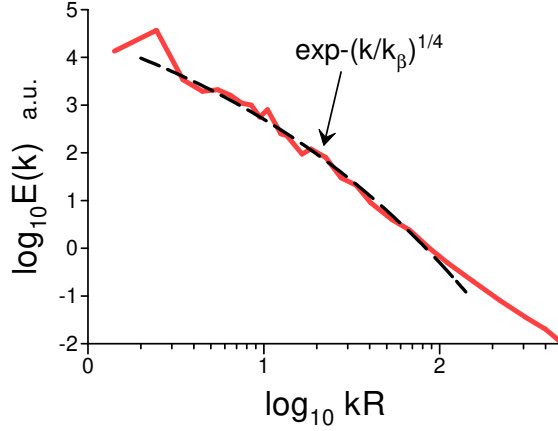
**Fig. 8** Power spectrum of the chaotic/turbulent galactic magnetic field fluctuations (numerical simulations).

### 3 Magneto-inertial range of scales dominated by magnetic helicity

For high Reynolds numbers the so-called inertial range of scales, dominated by the kinetic energy dissipation rate  $\varepsilon$  only, is conventionally considered in hydrodynamic turbulence. The Kolmogorov phenomenology assumes that energy is transferred through this range with negligible dissipation to the sufficiently small scales where it is dissipated (Kolmogorov, 1941) (see also Monin and Yaglom, 2007 and references therein). In magnetohydrodynamics (and also at the kinetic scales) a magneto-inertial range of scales has been recently introduced in (Bershadskii, 2024). The two parameters: the magnetic helicity dissipation rate  $\varepsilon_h$  and total energy dissipation rate  $\varepsilon$  determine the magnetic field dynamics in this range.

In the case of a considerable mean magnetic field the energy dissipation rate  $\varepsilon$  can be replaced by the parameter  $(\varepsilon \tilde{B}_0)$  (Iroshnikov, 1963). Here  $\tilde{B}_0 = B_0 / \sqrt{\mu_0 \rho}$  is normalized mean magnetic field. In the Alfvén units the  $\tilde{B}_0$  has the same dimension as velocity. In Iroshnikov’s phenomenology (Iroshnikov, 1963) the eddies, considered in the Kolmogorov phenomenology for hydrodynamics, are replaced by the Alfvénic wave-packets which propagate in opposite directions along the mean magnetic field. The applicability of the Kolmogorov-like and Iroshnikov phenomenologies to magnetohydrodynamics was discussed for decades and some modifications were suggested. However, their main idea: using  $\varepsilon$  or  $(\varepsilon \tilde{B}_0)$  as the dominant dimensional parameters in the inertial-like range of scales remained.

There is an analogy between the magneto-inertial range approach and the Corrsin-Obukhov inertial-convective range approach to the passive scalar where the two governing parameters: the passive scalar dissipation rate and energy dissipation rate, dominate the inertial-convective range (Monin and Yaglom 2007) (see also Bershadskii and Sreenivasan 2004).



**Fig. 9** Power spectrum of the average magnetic field  $B_{LoS}$  all-sky map (obtained from the Faraday rotation all-sky map).

According to this analogy, one can replace the estimate Eq. (10) with the estimate

$$B_c \propto \varepsilon_{h_m}^{1/2} \varepsilon^{-1/6} k_c^{1/6} \quad (16)$$

for the magneto-inertial range without mean magnetic field, and with the estimate

$$B_c \propto \varepsilon_{h_m}^{1/2} (\varepsilon \tilde{B}_0)^{-1/8} k_c^{1/8} \quad (17)$$

The specific estimates Eq. (10) and (15-17) can be generalized

$$B_c \propto k_c^\alpha \quad (18)$$

In the asymptotic of large  $k_c$  the stretched exponential form of the distributed chaos spectra

$$\int_0^\infty P(k_c) \exp(-(k/k_c) dk_c \propto \exp(-(k/k_\beta)^\beta) \quad (19)$$

results in the probability distribution (Johnston, 2006)

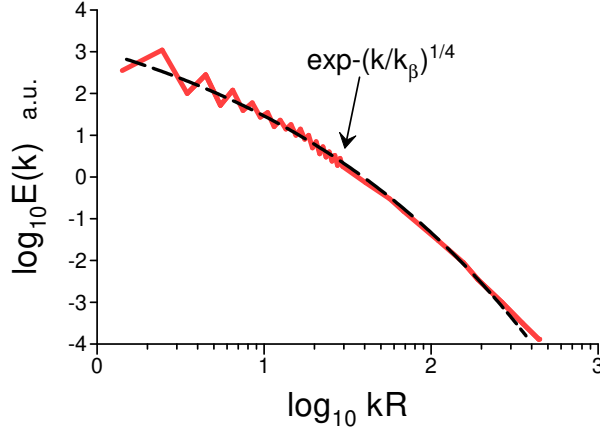
$$P(k_c) \propto k_c^{-1+\beta/[2(1-\beta)]} \exp(-\gamma k_c^{\beta/(1-\beta)}) \quad (20)$$

In the case of the half-normally distributed  $B_c$  a relationship between  $\alpha$  and  $\beta$  can be obtained from the Eqs. (18) and (20)

$$\beta = \frac{2\alpha}{1+2\alpha} \quad (21)$$

For  $\alpha = 1/6$  Eq. (16), we obtain from Eq. (21)

$$E(k) \propto \exp(-(k/k_\beta)^{1/4}), \quad (22)$$



**Fig. 10** Power spectrum of electron dispersion measure all-sky map inferred from the Faraday rotation map.

and for  $\alpha = 1/8$  Eq. (17), we obtain from Eq. (21)

$$E(k) \propto \exp -(k/k_\beta)^{1/5} \quad (23)$$

A numerical simulation of a MHD dynamo in a Milky Way-like galaxy was performed in a recent article (Ntormousi et al., 2020) using equations:

$$\frac{\partial \rho}{\partial t} + \nabla(\rho \mathbf{u}) = 0 \quad (24)$$

$$\frac{\partial \rho \mathbf{u}}{\partial t} + \nabla \cdot (\rho \mathbf{u} \mathbf{u} - \mathbf{B} \mathbf{B}) + \nabla P_{tot} = -\rho \nabla \phi \quad (25)$$

$$\frac{\partial E_{tot}}{\partial t} + \nabla \cdot [(E_{tot} + P_{tot}) \mathbf{u} - (\mathbf{u} \cdot \mathbf{B}) \cdot \mathbf{B}] = -\mathbf{u} \cdot \nabla \phi - \rho \Lambda + \Gamma \quad (26)$$

$$\frac{\partial \mathbf{B}}{\partial t} - \nabla \times (\mathbf{u} \times \mathbf{B}) = 0 \quad (27)$$

$$\nabla \cdot \mathbf{B} = 0 \quad (28)$$

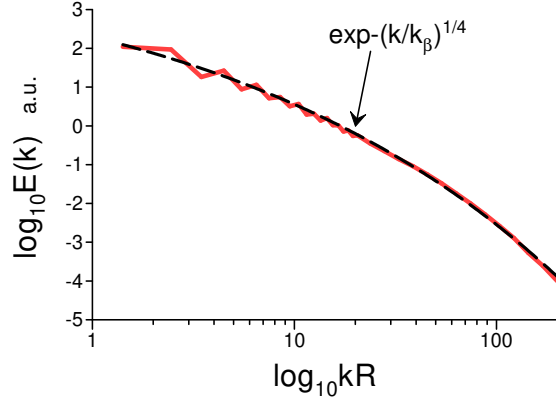
The functions of density  $\rho$  and temperature  $T$ :  $\Gamma = \Gamma(\rho, T)$  and  $\Lambda = \Lambda(\rho, T)$ , represent the heating and cooling rates of the intragalactic plasma,  $\phi$  is the gravitational potential, the total pressure was taken as

$$P_{tot} = p + \frac{\mathbf{B} \cdot \mathbf{B}}{2} \quad (29)$$

and the total energy was taken as

$$E_{tot} = E_{int} + \rho \frac{\mathbf{u} \cdot \mathbf{u}}{2} + \frac{\mathbf{B} \cdot \mathbf{B}}{2} \quad (30)$$

with  $E_{int}$  being the internal energy of the fluid. The equation of state was taken as  $P = (\gamma - 1)E_{int}$ .



**Fig. 11** Power spectrum of the all-sky synchrotron emission (the Haslam 0.408 GHz survey).

The model also takes into account the stars, their feedback, and the dark matter halo. The configuration of the intragalactic medium simulates a Milky Way-like galaxy. As a seed initial condition a weak toroidal magnetic field was taken. The chaotic motion of the intragalactic plasma was generated (simulated) by the galactic differential rotation and supernova explosions. At some stage of the simulation, the generated magnetic field was smoothed to separate the mean field and chaotic residual fluctuations.

Figure 8 shows the magnetic energy spectrum of chaotic magnetic field fluctuations computed at this stage. The spectral data were taken from Fig. 5 of the Ref. (Ntormousi et al., 2020). The dashed curve indicates the best fit by the stretched exponential Eq. (22) (the magneto-inertial range of scales).

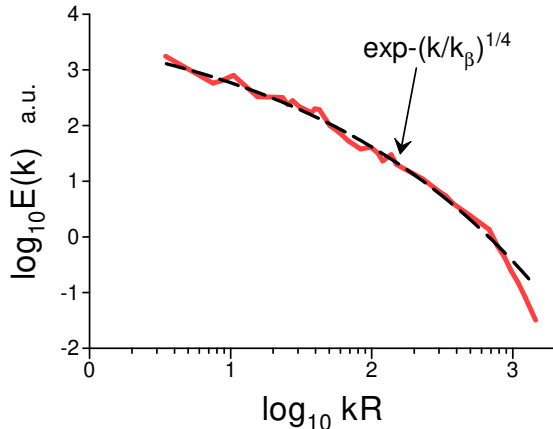
## 4 Observations in the Galactic magnetized plasma

The main difficulty of measurements of the interstellar magnetic field is that (unlike the interplanetary magnetic field) it cannot be measured directly. In the accessible observables, the magnetic field is usually entangled and mixed with other variables characterizing the plasma.

The Faraday effect, for instance, is a rotation of the polarization position angle propagating through the magnetized plasma. It entangles the electron density  $n_e$  with the line-of-sight component of the magnetic field  $B_{LoS}$  into an observable characteristic - Faraday depth:

$$\phi = \frac{e^3}{2\pi m_e^2 c^4} \int_{LoS} dl n_e B_{LoS} \quad (31)$$

In the paper (Hutschenreuter et al. 2024) a disentangling of an all-sky map for average intragalactic  $B_{LoS}$  from the Faraday effect map was reported. Some complementary tracers of the  $n_e$  (the free-free map of the Planck survey Planck Collaboration, 2016, extra-Galactic Faraday data Van Eak et al., 2023, a  $H - \alpha$  map Finkbeiner, 2003, pulsar data Manchester, 2005) were also used for the purpose. and an all-sky map of the electron dispersion measure (the integrated electron density)



**Fig. 12** Power spectrum of the B-mode of synchrotron polarised emission of the Southern Galactic plane (the Parkes 2.4 GHz survey).

was also constructed.

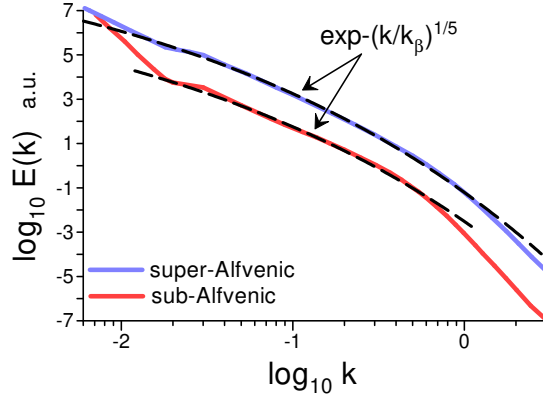
Figure 9 shows the power spectrum of  $B_{LoS}$ . The spectral data were taken from Figs. 9a of the paper (Hutschenreuter et al. 2024). The dashed curve in Fig. 9 indicates the best fit by the stretched exponential spectral law Eq. (22).

An all-sky map of the integrated electron density (electron dispersion measure) was also obtained by this method. Figure 10 shows the power spectrum of the electron dispersion measure. The spectral data were taken from Figs. 9b of the paper (Hutschenreuter et al. 2024). The dashed curve in Figs. 10 indicates the best fit by the same stretched exponential spectral law Eq. (22). Apparently the magnetic field imposes its degree of randomization (the  $\beta = 1/4$ ) on the electron dispersion measure.

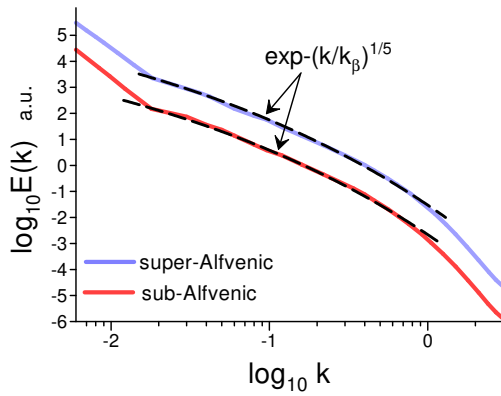
## 5 Synchrotron emission

The astroparticles (relativistic electrons and positrons) produce the synchrotron emission moving through the magnetic field. Therefore the diffuse (polarized) synchrotron emission is an effective tracer of the magnetic field in the magnetized non-thermal plasma. This emission is also one of the main components of the polarized foreground for the cosmic microwave background radiation. Therefore, studying its spectral properties is important for understanding the magnetized intragalactic plasma’s physical processes and obtaining clean CMB maps.

In a paper (Mertsch and Sarkar, 2013) a reanalysis of the famous so-called ‘Haslam’ 0.408 GHz all-sky survey of the synchrotron emission was made, with a subtraction of the point sources and an averaging over different lines-of-sight. Figure 11 shows the power spectrum obtained for this reconsidered Haslam survey. The spectral data were taken from Fig. 3 of the Ref. (Mertsch and Sarkar, 2013).



**Fig. 13** Power spectra of sub-Alfvénic (bottom) and super-Alfvénic (top) magnetic field. The sonic Mach number  $M \approx 6$  for both cases (numerical simulation).

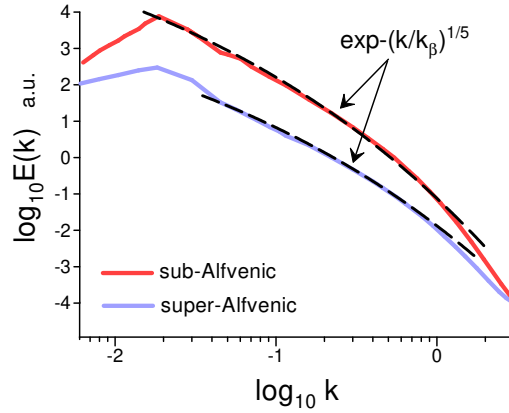


**Fig. 14** As in Fig 13. but for the T-mode of the thermal polarized dust emission

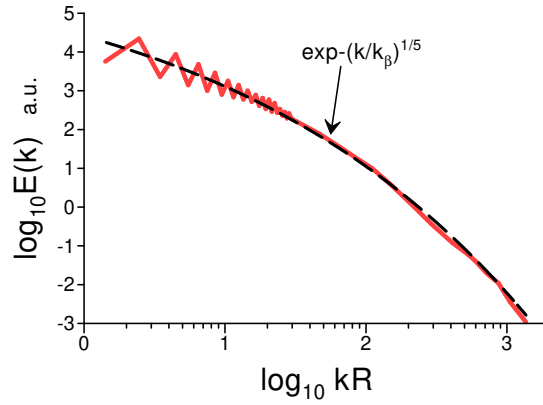
The dashed curve in Fig. 11 indicates the best fit by the stretched exponential spectral law Eq. (22). Apparently the magnetic field imposes its degree of randomization in this case as well.

A spin-2 decomposition of the polarization tensor was suggested in a paper (Zaldarriaga and Seljak, 1997). The polarization tensor is decomposed into two rotationally invariant quantities: scalar E and pseudo-scalar B. The B-mode of this decomposition has magnetic field-type parity.

In a paper (Giardino et al., 2002) results obtained using this technique for the Parkes 2.4 GHz survey of synchrotron polarised emission for the Southern Galactic plane were reported. Figure 12 shows the power spectrum for the B-mode. The spectral data were taken from Fig. 3 of the Ref. (Giardino et al. 2002). The dashed curve in Fig. 12 indicates the best fit by the stretched exponential spectral law Eq. (22).



**Fig. 15** As in Fig 13 but for the B-mode of the thermal polarized dust emission

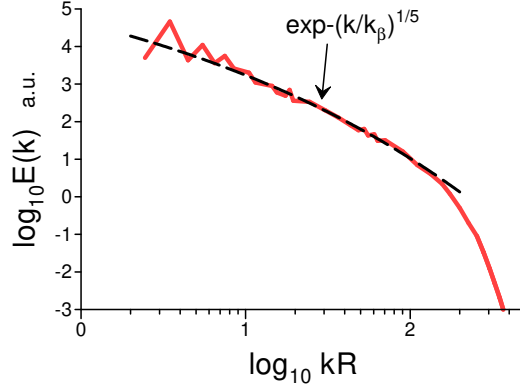


**Fig. 16** Power spectrum for the T-mode of the polarized dust emission computed for GNILC cleaned full-sky maps obtained using the Planck data at 353 GHz.

## 6 Dust emission

Polarized dust emission is not only one of the most reach sources of information about the Galactic magnetic field (see, for instance, a recent paper by [Hu and Lazarian, 2022](#), and references therein) but also the main obstacle for observing (detecting) the gravitational waves in primordial CMB B-modes, especially for the high-frequency Planck’s channels ([Kogut et al., 2019](#)).

Let us begin with a recent numerical simulation. Results of this simulation were reported in Ref. ([Stalpes et al., 2024](#)). The ideal compressible MHD simulation was performed in a 3D periodic spatial box with an approximately isothermal equation of state. A stochastic (Gaussian) non-helical large-scale forcing with a constant energy injection rate drove the gas. The polarization of the thermal dust emission comes from the elongated grains of dust grains spinning around the local magnetic field



**Fig. 17** Power spectrum for the B-mode of the polarized dust emission computed for GNILC cleaned full-sky maps obtained using the Planck data at 353 GHz.

(their long axes were perpendicular to the field). The dust-to-gas ratio was uniform and constant, the grains were aligned with the magnetic field direction, the dust cloud was optically thin, and the dust temperature coincided with the constant gas temperature. The projections perpendicular to the mean magnetic field were the main subject of the consideration. The power spectra were computed by averaging over an annulus in Fourier space.

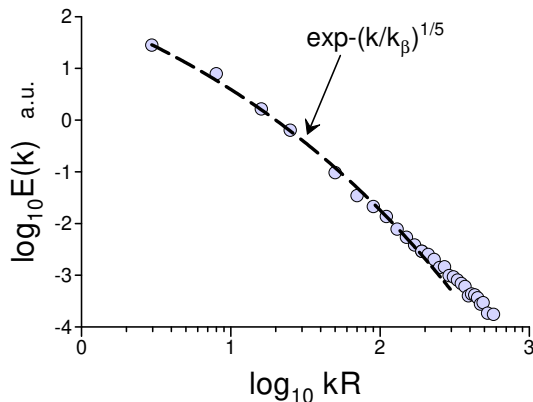
Figure 13 shows the power spectra of sub-Alfvénic (bottom) and super-Alfvénic (top) magnetic field. The sonic Mach number  $M \approx 6$  for both cases. The spectral data were taken from Fig. 4 of the Ref. (Stalpes et al., 2024).

Figures 14 and 15 show the projected T-mode (temperature) and B-mode (polarization) power spectra of the polarized dust emission for the same conditions. The spectral data were taken from Fig. 6 of the Ref. (Stalpes et al., 2024).

The dashed curves in Figs. 13, 14, and 15 indicate the best fit by the stretched exponential spectral law Eq. (23), that means the importance of the mean magnetic field in this simulation. The same level of randomization of the magnetic field and the polarized emission confirms the imposition of the magnetic field level of randomization on the polarized emission (cf previous Section).

Figures 16 and 17 show the T-mode (temperature) and B-mode (polarization) power spectra of the polarized dust emission computed using the GNILC-cleaned full-sky maps obtained using the Planck data at 353 GHz. The spectral data were taken from Fig. 11 of a paper (Martinez-Solaeche et al., 2018). The dashed curves in Figs. 16 and 17 indicate the best fit by the stretched exponential spectral law Eq. (23) (cf Figs. 14 and 15).

In a recent paper (Planck Collaboration, 2018) the third Planck public release’s maps were used to characterize the polarized dust emission at high Galactic latitudes. Using these maps the angular power spectra of the B-mode were computed at 353 GHz channel for six sky regions. The largest region covers 71 % of the sky (naturally, the best measurement results were obtained in this region). Figure 18 shows the



**Fig. 18** Power spectrum of the B-mode of the polarized dust emission computed for a 71% sky map obtained using the Planck data at 353 GHz.

power spectrum of the B-mode for this region. The spectral data were taken from the Table C.1 of the Ref. (Planck Collaboration, 2018). The dashed curve in Fig. 18 indicates the best fit by the stretched exponential spectral law Eq. (23).

## 7 Conclusions and Discussion

The galactic foreground emission becomes more sensitive to the mean magnetic field with frequency. One can assume that the two levels of randomization observed in Fig. 3: lower ( $\beta = 1/4$ ) for the smaller frequencies and higher ( $\beta = 1/5$ ) for larger frequencies, can be related to the difference in the spatial location of the Galaxy regions providing the main contribution to the foreground emission at different frequencies. Namely, in the regions providing the main contribution to the K and Ka channels the mean magnetic field does not play an important role (can be neglected) and therefore the spectra should be described by Eq. (22) whereas in the regions providing the main contribution to the Q, V, and W channels the mean magnetic field plays an important role and the spectra should be described by Eq. (23).

Analogously one can conclude that in the regions providing the main contribution to the all-sky map for the Faraday rotation measure the mean magnetic field also does not play an important role. Therefore the spectra corresponding to the magnetic field  $B_{LoS}$  Fig. 9 and integrated electron density (electron dispersion measure) Fig. 10, obtained by disentangling the all-sky Faraday rotation map, are well fitted by Eq. (22).

The difference in the levels of randomization could be also partially related to the fact that for the smaller and middle frequencies the synchrotron and free-free emissions dominate the Galactic foreground whereas for the large frequencies the dust emission takes this role (see Fig. 5 of Ref. Kogut et al., 2019). The problem is that the observed angular power spectra of the synchrotron and free-free emission for the middle and high frequencies are rare in the literature as well as the spectra of the dust emission for small frequencies. Maybe the above consideration can be encouraging to solve this problem.

The results of the numerical simulations and the astrophysical observations indicate that the magnetic helicity-dominated magnetic field imposes its level of randomization on the synchrotron and dust emission.

Despite the vast differences in the values of physical parameters and spatio-temporal scales between the numerical simulations and the astrophysical observations, there is a quantitative agreement between the results of the astrophysical observations and the numerical simulations in the frames of the distributed chaos approach.

## References

- Bershadskii, A., and Sreenivasan, K.R.: Intermittency and the passive nature of the magnitude of the magnetic field. *Phys. Rev. Lett.* **93**, 064501 (2004)
- Bershadskii, A.: Magneto-inertial range dominated by magnetic helicity in space plasmas. *Fundamental Plasma Physics* **11**, 100066 (2024)
- Finkbeiner, D.P.: A full-sky  $H - \alpha$  template for microwave foreground prediction. *ApJS* **146**, 407–415 (2003)
- Ghosh, T., Delabrouille, J., Remazeilles, M., Cardoso, J-F., and Souradeep, T.: Fore-ground maps in Wilkinson Microwave Anisotropy Probe frequency bands. *MNRAS* **412**, 883–899 (2011)
- Giardino, G., Banday, A.J., Górski K.M., Bennett, K., Jonas, J.L., and Tauber, J.: Towards a model of full-sky Galactic synchrotron intensity and linear polarisation: A re-analysis of the Parkes data. *A&A* **387**, 82–97 (2002)
- Holm, D.D. and Kerr, R.M.: Helicity in the formation of turbulence. *Physics of Fluids* **19**, 025101 (2007)
- Y Hu, Y., and Lazarian, A.: Probing 3D magnetic fields–I. Polarized dust emission. *MNRAS* **519**, 3736–3748 (2023)
- Hutschenreuter, S., Haverkorn, M., Frank, P., Raycheva, N.C., and Enßlin T.A.: Disentangling the Faraday rotation sky. *A&A* **690**, A314 (2024)
- Iroshnikov, R.S.: Turbulence of a conducting fluid in a strong magnetic field. *Astronomicheskii Zhurnal* **40**, 742 (1963) (English translation in *Soviet Astronomy* **7**, 566 (1964))
- Johnson, N.L., Kotz, S., and Balakrishnan: N.: Continuous Univariate Distributions. Vol. 1, (Wiley NY, 1994)
- Johnston, D.C.: Stretched exponential relaxation arising from a continuous sum of exponential decays. *Phys. Rev. B* **74**, 184430 (2006)

- Kerr, R.M.: In: Elementary Vortices and Coherent Structures. Proceedings of the IUTAM Symposium Kyoto, 1-8 (2004)
- Khurshid, S., Donzis, D.A., and Sreenivasan, K.R.: Energy spectrum in the dissipation range. *Phys. Rev. Fluids* **3**, 082601(R) (2018)
- Kogut, A. et al.: CMB Spectral Distortions: Status and Prospects. *Bull. Am. Astron. Soc.* **51** 113 (2019) arXiv:1907.13195
- Kolmogorov A.N., 1941. The local structure of turbulence in incompressible viscous fluid for very large Reynolds numbers. *Dokl. Akad. Nauk. SSSR* **30**, 30–305.
- Korpi-Lagg, M.J., Mac Low, M.M., and Gent F.A. Computational approaches to modeling dynamos in galaxies. *Living Rev. Comput. Astrophys.* **10**, 3 (2024)
- Levich, E, and Tsinober, A.: On the role of helical structures in three-dimensional turbulent flow. *Phys. Lett. A* **93**, 293–297 (1983)
- Maggs, J.E., and Morales, G.J.: Generality of deterministic chaos, exponential spectra, and Lorentzian pulses in magnetically confined plasmas. *Phys. Rev. Lett.* **107**, 85003 (2011)
- Maggs, J.E., and Morales, G.J.: , Origin of Lorentzian pulses in deterministic chaos. *Phys. Rev. E* **86**, 015401(R) (2012a)
- Maggs, J.E., and Morales, G.J.: Exponential power spectra, deterministic chaos and Lorentzian pulses in plasma edge dynamics. *Plasma Phys. Control. Fusion* **54**, 124041 (2012b)
- Manchester, R.N., Hobbs, G.B., Teoh, A., and Hobbs, M.: The Australia telescope national facility pulsar catalogue. *AJ* **129**, 1993–2006 (2005)
- Martinez-Solaeche, G., Karakci A., and Delabrouille J.: A 3D model of polarized dust emission in the Milky Way. *MNRAS* **476**, 1310–1330 (2018)
- Matthaeus, W.H., and Goldstein M.L.: Measurement of the rugged invariants of magnetohydrodynamic turbulence in the solar wind. *J. Geophys. Res.* **87**, 6011–6028 (1982)
- Maus, S.: The geomagnetic power spectrum. *Geophys. J. Int.* **174**, 135–142 (2008)
- Mertsch, P., and Sarkar, S.: Loops and spurs: The angular power spectrum of the Galactic synchrotron background. *J. Cosmol. Astropart. Phys.* **6**, 41 (2013)
- Moffatt, H.K.: The degree of knottedness of tangled vortex lines. *J. Fluid Mech.* **35**, 117–129 (1969)

- Moffatt, H.K.: Magnetostatic equilibria and analogous Euler flows of arbitrarily complex topology. Part 1. Fundamentals. *J. Fluid Mech.* **159**, 359–378 (1985)
- Moffatt, H.K., and Tsinober, A.: Helicity in laminar and turbulent flow. *Annu. Rev. Fluid Mech.*, **24**, 281–312 (1992)
- Monin, A.S., and Yaglom, A.M.: *Statistical Fluid Mechanics, Vol. II: Mechanics of Turbulence*. (Dover Pub. NY, 2007)
- Ntormousi, E., Tassis, K., Del Sordo, F., Fragkoudi, F., and Pakmor, R.: A dynamo amplifying the magnetic field of a Milky-Way-like galaxy. *A&A* **641**, A165 (2020)
- Planck Collaboration: X. Diffuse component separation: Foreground maps. *A&A* **594**, A10 (2016)
- Planck Collaboration: Planck 2018 results XI. Polarized dust foregrounds. *A&A* **641**, A11 (2020)
- Pol, A.R., Mandal, S., Brandenburg, A., Kahniashvili T.: Polarization of gravitational waves from helical MHD turbulent sources. *JCAP* **04**, 019 (2022)
- Ruzmaikin, A., Sokoloff, D., and Shukurov, A.: The dynamo origin of magnetic fields in galaxy clusters. *MNRAS* **241**, 1–14 (1989)
- Seta, A., Bushby, P.J., Shukurov, A., and Wood T.S.: On the saturation mechanism of the fluctuation dynamo at  $Pr_m \geq 1$ . *Phys. Rev. Fluids* **5**, 043702 (2020)
- Seta, A., and Federrath, C.: Magnetic fields in the Milky Way from pulsar observations: effect of the correlation between thermal electrons and magnetic fields. *MNRAS* **502**, 2220–2237 (2021)
- Seta, A., Federrath C., Livingston, J.D., McClure-Griffiths, N.M.: Rotation measure structure functions with higher-order stencils as a probe of small-scale magnetic fluctuations and its application to the Small and Large Magellanic Clouds. *MNRAS* **518**, 919–944 (2023)
- Shebalin, J.V.: Global invariants in ideal magnetohydrodynamic turbulence. *Phys. Plasmas* **20**, 102305 (2013)
- Sokolov, D.D.: The disk dynamo with fluctuating spirality. *Astron. Rep.* **41**, 68–72 (1997)
- Stalpes, K.A., Collins, D.C., and Huppenberger, K.: Planck dust polarization power spectra are consistent with strongly supersonic turbulence. *ApJ* **972**, 26 (2024)
- Subramanian, K.: The origin, evolution and signatures of primordial magnetic fields. *Rep. Prog. Phys.* **79**, 07690 (2016)

- Subramanian, K.: From primordial seed magnetic fields to the galactic dynamo. *Galaxies* **7**, 47 (2019)
- Wu, Z.-Z., Kadanoff, L.P., Libchaber, A., and Sano, M.: Frequency power spectrum of temperature fluctuations in free convection. *Phys. Rev. Lett.*, **64**, 2140-2143 (1990)
- Van Eck, C.L., Gaensler, B.M., Hutschenreuter, S., et al.: 2023, RMTable2023 and PolSpectra2023: standards for reporting polarization and Faraday rotation measurements of radio sources. *ApJS* **267**, 28 (2023)
- Vazza, F., Brüggén, M., Gheller, C., Wang P.: On the amplification of magnetic fields in cosmic filaments and galaxy clusters. *MNRAS* **445**, 3706–3722 (2014)
- Zaldarriaga M., Seljak U., *Phys. Rev. D* **55**, 1830–1840 (1997)
- Zenati, Y., and Vishniac, E.T.: Conserving local magnetic helicity in numerical simulations. *ApJ* **948**, 11 (2023)