

Muon-decay parameters from COHERENT

Víctor Bresó-Pla,^{1,*} Sergio Cruz-Alzaga,^{2,†} Martín González-Alonso,^{2,‡} and Suraj Prakash^{2,§}

¹*Institute for Theoretical Physics, Universität Heidelberg, Germany*

²*Departament de Física Teòrica, IFIC (Universitat de València - CSIC), Parc Científic UV, C/ Catedrático José Beltrán 2, E-46980 Paterna (Valencia), Spain*

We demonstrate that measurements of Coherent Elastic Neutrino-Nucleus Scattering (CE ν NS) at spallation sources are valuable probes of muon-decay physics. Using COHERENT data we derive the first direct constraint on the Michel parameters governing the $\bar{\nu}_\mu$ energy distribution. We also discuss future sensitivities and assess the implications for the Lorentz structure of the interactions mediating muon decay.

I. INTRODUCTION

Four decades after the theoretical prediction of Coherent Elastic Neutrino-Nucleus Scattering (CE ν NS) [1], this process was first measured by the COHERENT collaboration [2] using neutrinos produced by the Spallation Neutron Source at the Oak Ridge National Laboratory. At this facility, high-energy protons hit a mercury target to produce π^+ and π^- . The latter are absorbed, whereas the former decay at rest into *prompt* neutrinos and antineutrinos ($\pi^+ \rightarrow \mu^+ \nu_\mu$) which, in turn, produce *delayed* neutrinos and antineutrinos ($\mu^+ \rightarrow e^+ \nu_e \bar{\nu}_\mu$). The energy of these (anti)neutrinos is low enough for them to interact coherently with all the nucleons in a target nucleus, leading to an enhancement of the partonic cross section. The COHERENT collaboration has measured this process using different detectors and target materials [2–5], turning a discovery measurement into a precision tool within the Intensity Frontier landscape. Recently, CE ν NS detection has also been reported for reactor and solar neutrinos [6–9], further expanding the reach of this phenomenon beyond accelerator-based sources. These developments are also relevant for dark matter direct detection, as CE ν NS represents an important background in next-generation experiments [7, 8, 10, 11].

Overall, COHERENT measurements have been groundbreaking, opening new research directions for applied and fundamental physics. Numerous theoretical studies have analyzed their implications for various aspects of detection physics [12–29]. These include studies of the electroweak interaction (extraction of the weak mixing angle), nuclear physics (determination of the neutron skin), electromagnetic neutrino properties, light mediators, and non-standard neutral-current interactions. In this letter, we demonstrate for the first time that COHERENT data, and more generally CE ν NS measurements at spallation sources, are also a powerful probe of new physics associated with neutrino production, particularly in the context of muon decay.

II. MUON DECAY PARAMETERS

Non-standard effects can be studied in a model-independent way by focusing on the appropriate Effective Field Theory. The production of (anti)neutrinos via muon decay occurs at energies well below the GeV scale. Hence, the leading terms of the most general effective Lagrangian describing the process $\mu^+ \rightarrow e^+ \nu_e \bar{\nu}_\mu$ compatible with Lorentz symmetry are

$$\mathcal{L} = -\frac{4G_F}{\sqrt{2}} \sum_{X,\eta,\epsilon} g_{\epsilon\eta}^X (\bar{e}_\epsilon \Gamma^X (\nu_e)_\rho) ((\bar{\nu}_\mu)_\gamma \Gamma_X \mu_\eta) + h.c. \quad (1)$$

where $G_F \approx 1.166 \times 10^{-5} \text{ GeV}^{-2}$ [30] is the Fermi constant, $\eta, \epsilon, \rho, \gamma$ are the field chiralities¹ and X describes the different Lorentz structures: $\Gamma_X = \mathbb{1}, \gamma_\eta, \sigma_{\eta\rho}/\sqrt{2}$, for $X = S, V, T$, respectively.

The tensor couplings g_{LL}^T and g_{RR}^T vanish due to Fierz identities, reducing the muon-decay effective Lagrangian to 10 distinct terms. Moreover, because the Fermi constant is extracted from the muon decay rate, the (complex) parameters $g_{\epsilon\eta}^X$ are not independent, but must satisfy the following normalization condition [31–33]

$$\sum_{\epsilon,\eta} \left[\frac{1}{4} |g_{\epsilon\eta}^S|^2 + |g_{\epsilon\eta}^V|^2 + 3 |g_{\epsilon\eta}^T|^2 \right] = 1. \quad (2)$$

which sets an upper limit on the size of the Wilson Coefficients $g_{\epsilon\eta}^X$. In the SM limit $g_{LL}^V \rightarrow 1$, while all other couplings vanish.

Measurements based on the detection of the emitted electron or positron have long been used to constrain the coupling parameters $g_{\epsilon\eta}^X$ [34–37]. While certain parameter combinations are tightly constrained, others depend on polarization measurements, which generally lead to weaker bounds. Notably, these observables are unable to disentangle the combination $|g_{LL}^V|^2 + |g_{LL}^S|^2/4$, a point to which we will return later. For an up-to-date summary of existing constraints, we refer the reader to the review by the Particle Data Group (PDG) [33]. In this work, we

* breso@thphys.uni-heidelberg.de

† alzaga@ific.uv.es

‡ martin.gonzalez@ific.uv.es

§ suraj.prakash@ific.uv.es

¹ For a given Lorentz structure, only two of the chiralities are independent, which is why the sum runs only over η and ϵ .

focus on measurements of the (anti)neutrinos emitted in muon decay instead.

The most general form of the differential energy distribution for electron neutrinos in $\mu^+ \rightarrow e^+ \nu_e \bar{\nu}_\mu$ can be parametrized as

$$\frac{d\Gamma_{\nu_H}}{dE_\nu} = \frac{24\Gamma_\mu}{m_\mu} P_{\nu_H} \left[y^2 (1-y) + \frac{8}{9} w_{\nu_H} y^2 \left(y - \frac{3}{4} \right) \right] \quad (3)$$

where $H = L, R$ for left- or right-handed neutrinos, $y = 2E_\nu/m_\mu$ with E_ν and m_μ being the neutrino energy and muon mass respectively, and Γ_μ is the muon decay width. P_{ν_H} denotes the probability for the emission of a neutrino with chirality $H (= L, R)$ and w_{ν_H} is the corresponding spectrum shape parameter.² These parameters are the analogue of the Michel parameters for the electron energy distribution [38].

Concerning the differential energy distribution for muon antineutrinos in $\mu^+ \rightarrow e^+ \nu_e \bar{\nu}_\mu$, we find that the most general expression has a similar yet distinct parametric form, namely

$$\frac{d\Gamma_{\bar{\nu}_H}}{dE_{\bar{\nu}}} = \frac{24\Gamma_\mu}{m_\mu} P_{\bar{\nu}_H} \left[y^2 \left(\frac{1}{2} - \frac{y}{3} \right) + \frac{8}{9} w_{\bar{\nu}_H} y^2 \left(\frac{3}{4} - y \right) \right], \quad (4)$$

where $y = 2E_{\bar{\nu}}/m_\mu$, $H = L, R$ refers to the chirality and $P_{\bar{\nu}_H}$ and $w_{\bar{\nu}_H}$ are the corresponding probability and shape parameter.

For left-handed (anti)neutrinos, the Michel parameters P_x , w_x are defined in terms of the g_{en}^X coefficients as

$$\begin{aligned} P_{\nu_L} &= |g_{LL}^V|^2 + |g_{LR}^V|^2 + \frac{1}{4} |g_{RR}^S|^2 + \frac{1}{4} |g_{RL}^S|^2 + 3 |g_{RL}^T|^2, \\ P_{\nu_L} w_{\nu_L} &= \frac{3}{16} \left(4 |g_{LR}^V|^2 + |g_{RR}^S|^2 + |g_{RL}^S|^2 + 2 |g_{RL}^T|^2 \right), \\ P_{\bar{\nu}_L} &= |g_{LL}^V|^2 + |g_{RL}^V|^2 + \frac{1}{4} |g_{RR}^S|^2 + \frac{1}{4} |g_{LR}^S|^2 + 3 |g_{LR}^T|^2, \\ P_{\bar{\nu}_L} w_{\bar{\nu}_L} &= \frac{3}{16} \left(|g_{RR}^S|^2 + |g_{LR}^S|^2 - 4 |g_{LR}^T|^2 \right). \end{aligned} \quad (5)$$

The corresponding expressions for right-handed (anti)neutrinos are obtained by interchanging $L \leftrightarrow R$ in each of the above expressions. Let us note that $P_{\nu_L} + P_{\nu_R} = P_{\bar{\nu}_L} + P_{\bar{\nu}_R} = 1$.

Our expressions for left-handed neutrinos agree with Ref. [32]³ while, to the best of our knowledge, the results for antineutrinos are presented here for the first time.

Remarkably, only one experimental extraction of the neutrino Michel parameters has been performed, conducted by KARMEN in 1998 [39] (following the proposal in Ref. [32]). Even more strikingly, no experimental extractions of the antineutrino Michel parameters exist. In the remainder of this letter, we present the first such extraction using COHERENT data, as illustrated in Fig. 1.

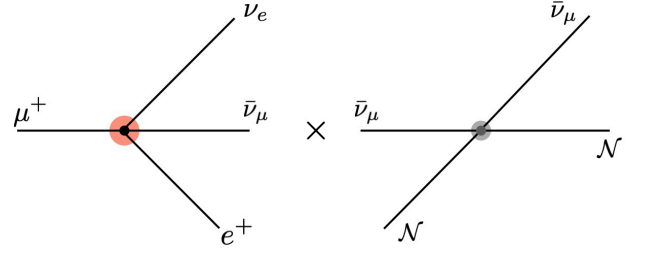


FIG. 1. Feynman diagram for μ^+ decay and the subsequent CE ν NS detection of the emitted muon antineutrino, providing access to its energy distribution.

III. COHERENT EVENT RATE

The number of prompt and delayed neutrinos detected by the COHERENT collaboration, produced in $\pi^+ \rightarrow \mu^+ \nu_\mu$ and $\mu^+ \rightarrow e^+ \nu_e \bar{\nu}_\mu$ decays respectively, can be computed as a convolution of the associated differential (anti)neutrino fluxes and the CE ν NS cross section, i.e.,

$$\frac{dN^{\text{pr./del.}}}{dT} = \sum_f N_T \int dE_\nu \frac{d\phi_f}{dE_\nu} \frac{d\sigma_f}{dT}, \quad (6)$$

where the sum goes over $f = \nu_e, \bar{\nu}_\mu$ for delayed (anti)neutrinos and $f = \nu_\mu$ for the prompt component, T is the nuclear recoil energy, N_T is the number of target particles, and E_ν refers to the (anti)neutrino energy.

The differential fluxes for muon decay are given by the ν_L and $\bar{\nu}_L$ distributions in Eqs. (3)-(4) times $N_f/(4\pi L^2)$, where L is the distance to the detector and N_f is the total number of emitted (anti)neutrinos, $f = \nu_e, \bar{\nu}_\mu$. On the other hand, for prompt events (pion decay) and CE ν NS detection we will assume SM interactions, since our goal is to study, for the first time, the sensitivity of COHERENT measurements to nonstandard effects in muon decay.

Convolving these fluxes with the CE ν NS cross section and summing over $f = \nu_\mu$ ($f = \bar{\nu}_\mu, \nu_e$) we obtain the final event rate for prompt (delayed) events. We find that the final result can be conveniently re-written as follows

$$\frac{dN^{\text{pr./del.}}}{dT} = \sum_f N_T \int dE_\nu x_f \frac{d\phi_f^{\text{SM}}}{dE_\nu} \frac{d\sigma^{\text{SM}}}{dT}, \quad (7)$$

where $d\phi_f^{\text{SM}}/dE_\nu$ and $d\sigma^{\text{SM}}/dT$ are the usual SM fluxes and CE ν NS cross section. Nonstandard effects are captured by the x_f parameters, which are given by

$$\begin{aligned} x_{\bar{\nu}_\mu} &= P_{\bar{\nu}_L} - \frac{4}{3} P_{\bar{\nu}_L} w_{\bar{\nu}_L} + \frac{4}{3} P_{\nu_L} w_{\nu_L}, \\ x_{\nu_e} &= P_{\nu_L} - \frac{4}{3} P_{\nu_L} w_{\nu_L} + \frac{4}{3} P_{\bar{\nu}_L} w_{\bar{\nu}_L}, \end{aligned} \quad (8)$$

and $x_{\nu_\mu} = 1$ for prompt events. Let us note that the individual delayed fluxes are not proportional to their SM

² The probability P_x is denoted by Q_x in the muon-decay literature. Here we use P_x because Q is used to denote the nuclear weak charge, which plays a central role in CE ν NS observables.

³ We note that a $-8/9$ factor is missing in Eq. (57.8) of the PDG review on muon-decay parameters [33] (as well as in previous editions), i.e., in the neutrino energy distribution, cf. Eq. (3).

values, i.e., $d\phi_f/dE_\nu \neq x_f d\phi_f^{\text{SM}}/dE_\nu$ for each $f = \bar{\nu}_\mu, \nu_e$ separately, as clearly seen in Eqs. (3)-(4). Only after convolving them with the cross section and summing both of them can the result be written as a rescaled sum of the SM fluxes times the cross section, as in Eq. (7). This is why $x_{\bar{\nu}_\mu}$ contains some of the events mediated by ν_e (and likewise for x_{ν_e} and $\bar{\nu}_\mu$).

Thus, the study of New Physics effects in muon decay can be implemented in existing analyses (which assume SM production) in a trivial way, since the x_f factors can be absorbed in a flavor-dependent *effective* weak nuclear charge, namely:

$$\tilde{Q}_f^2 = Q_{\text{SM}}^2 x_f, \quad (f = \nu_\mu, \bar{\nu}_\mu, \nu_e), \quad (9)$$

or equivalently, in an *effective* cross section, $d\tilde{\sigma}_f/dT = x_f d\sigma^{\text{SM}}/dT$. We stress that the effective charges (or cross sections) for ν_μ and $\bar{\nu}_\mu$ are *not* equal. In principle one can disentangle the effective weak nuclear charges $\tilde{Q}_{\bar{\nu}_\mu}$ and \tilde{Q}_{ν_e} (i.e., $x_{\bar{\nu}_\mu}$ and x_{ν_e}) because the recoil dependence is different for the delayed neutrino and antineutrino SM contributions. However, we show below that current data do not allow for an accurate separation, although one can precisely extract one specific combination of them. This limit on the charges will translate into a constraint on a specific combination of the Michel parameters P_{ν_L} , $P_{\bar{\nu}_L}$, w_{ν_L} and $w_{\bar{\nu}_L}$ using Eq. (8).

IV. NUMERICAL ANALYSIS

We use the two most precise CE ν NS measurements currently available, conducted by the COHERENT collaboration with liquid argon (LAr) and cesium iodide (CsI) targets [3, 4]. For these measurements, double-

binned distributions in nuclear recoil and time are available, with 4×10 bins in LAr and 52×12 bins in CsI.

For a detailed discussion of our analysis of the current data, we refer the reader to Ref. [29], where the technical aspects of our statistical treatment are presented. This includes the incorporation of various backgrounds and systematic effects following the COHERENT prescription. Furthermore, Ref. [29] carried out the extraction of flavor-dependent effective charges for ν_μ, ν_e and $\bar{\nu}_\mu$, which we will use here to extract the x_f parameters, cf. Eq. (9).

The future of CE ν NS studies at spallation sources is promising, with several ongoing and proposed efforts aimed at refining current measurements using a variety of targets and facilities such as the SNS and the European Spallation Source [40–43]. A detailed comparison of these experiments is beyond the scope of this work. Instead, we take the CENNS-750 experiment, an extension of COHERENT featuring a 610 kg liquid argon detector at the SNS [42, 44] as a valuable reference point for estimating the potential reduction in statistical uncertainties. The projections presented below illustrate the substantial opportunities for improvement, which must ultimately be refined through dedicated studies of systematic uncertainties and background contributions.

Using the latest COHERENT data with CsI and LAr detectors [3, 4], we obtain $x_{\bar{\nu}_\mu} = -1.5(1.3)$ and $x_{\nu_e} = 4.6(2.1)$ with a large correlation ($\rho = -0.98$). The latter implies there is a strongly constrained combination, namely

$$0.84 x_{\bar{\nu}_\mu} + 0.54 x_{\nu_e} = 1.25(21), \quad (10)$$

at one sigma. This bound can be expressed in terms of the Michel parameters as follows

$$0.54 P_{\nu_L} + 0.84 P_{\bar{\nu}_L} + 0.40 (P_{\nu_L} w_{\nu_L} - P_{\bar{\nu}_L} w_{\bar{\nu}_L}) = 1.25 \pm 0.21, \quad (11)$$

at one sigma. This result is the first direct experimental constraint for the muon antineutrino Michel parameters ($P_{\bar{\nu}_L}$ and $w_{\bar{\nu}_L}$) in Eq. (4). Moreover, it is only the second constraint available for the electron neutrino parameters (P_{ν_L} and w_{ν_L}) in Eq. (3) after the determination by KARMEN [32, 39].

In Fig. 2 we show the allowed region for the antineutrino parameters $P_{\bar{\nu}_L}$ and $w_{\bar{\nu}_L}$ based on Eq. (11) and projected COHERENT data. The choice of $P_{\nu_L} = 1$ and $w_{\nu_L} = 0$ (SM values) or the currently allowed intervals, $P_{\nu_L} > 0.92$ and $w_{\nu_L} < 0.12$ [39], has a negligible impact on the regions in Fig. 2.

Finally, the one-at-a-time (1-sigma) values are

$$\begin{aligned} P_{\nu_L} &= 0.98 \left({}^{+02}_{-37} \right), & w_{\nu_L} &= 0.00 \left({}^{+23}_{-00} \right), \\ P_{\bar{\nu}_L} &= 0.90 \left({}^{+10}_{-24} \right), & w_{\bar{\nu}_L} &= 0.51 \left({}^{+24}_{-51} \right). \end{aligned} \quad (12)$$

The determinations above offer novel information about the structure of the interactions mediating muon decay. Indeed, using Eqs. (5) we can write the Michel parameters P_x and w_x in terms of the Wilson Coefficients $g_{e\eta}^X$ of the muon-decay Lagrangian. To illustrate this, let us consider the scenario where only g_{LL}^V and g_{LL}^S are present. This case is particularly interesting because traditional muon-decay measurements (where only the electron/positron is detected) cannot provide any constraint.⁴ In the past, this flat direction was broken using inverse muon decay data ($\nu_\mu e \rightarrow \mu \nu_e$), which is governed by the same interactions and was measured by

⁴ They are sensitive to the combination $|g_{LL}^V|^2 + |g_{LL}^S|^2/4$, which is fixed to one by the normalization condition, Eq. (2).

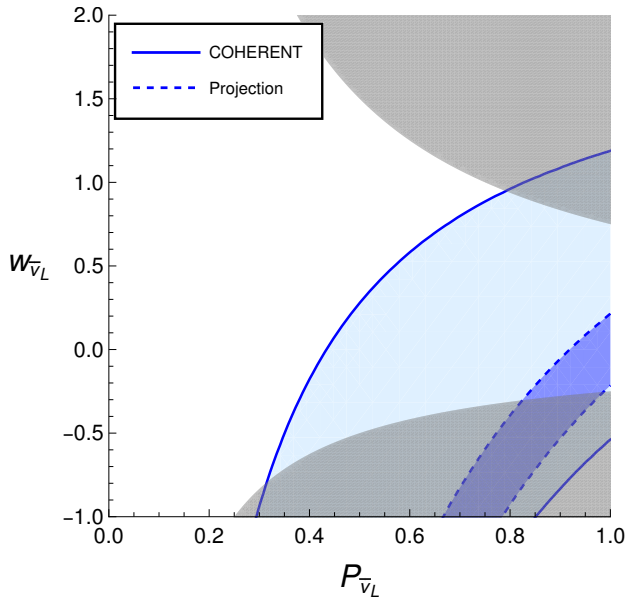


FIG. 2. Allowed region (90% CL) for the $\bar{\nu}_\mu$ Michel parameters, $P_{\bar{\nu}_L}$ and $w_{\bar{\nu}_L}$, cf. Eq. (4). The use of $P_{\nu_L} = 1$ and $w_{\nu_L} = 0$ (SM values) or the intervals $P_{\nu_L} > 0.92$ and $w_{\nu_L} < 0.12$ [39], leads to negligible differences in the figure. The solid (dashed) line is the current (projected) bound. The region with unphysical values for $P_{\bar{\nu}_L}$ and $w_{\bar{\nu}_L}$ is grayed out.

the CHARM-II collaboration [45]. Our results show that COHERENT also breaks this flat direction, since it is sensitive to the vector coupling, g_{LL}^V , but not to the scalar one, g_{LL}^S , which involves right-handed neutrino fields. Indeed COHERENT data implies

$$|g_{LL}^V|^2 = 0.95^{+0.05}_{-0.15}, \quad (13)$$

at one sigma, in agreement with one, which is the SM value. This result, along with our projection, is shown in Fig. 3. For comparison, inverse muon decay gives $|g_{LL}^V|^2 > 0.88$ [45], and the KARMEN determination of P_{ν_L} [39] implies $|g_{LL}^V|^2 > 0.80$, both at 90% CL. They are more stringent than the current bound by COHERENT, but could be improved by future CE ν NS measurements, as shown in Fig. 3.

The implications for other Wilson Coefficients, $g_{\epsilon\eta}^X$, and more general scenarios, will be studied in Ref. [46].

V. CONCLUSIONS AND OUTLOOK

Let us recap our results, add some additional comments and discuss possible extensions of our work.

The first CE ν NS measurements have been widely used to study various aspects of neutrino detection. In this letter, we have highlighted that COHERENT, and more generally CE ν NS measurements at spallation sources, are also a powerful probe of new physics associated with neutrino production. In particular, we have focused on muon

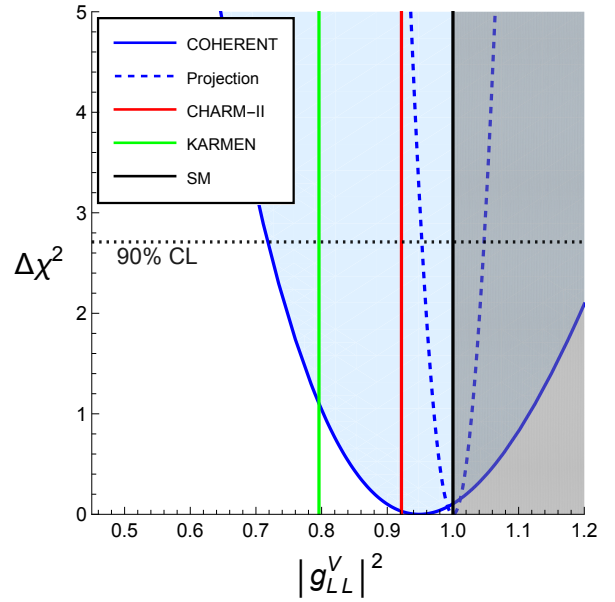


FIG. 3. $\Delta\chi^2$ function for the g_{LL}^V Wilson Coefficient, assuming only g_{LL}^V and g_{LL}^S are present. The solid (dashed) line is the current (projected) bound. The black line refers to the SM limit and the gray region to the excluded region, Eq. (2). We also include the 90% CL bound from CHARM-II (red) and KARMEN (green).

decay ($\mu^+ \rightarrow e^+ \nu_e \bar{\nu}_\mu$). Using the most precise COHERENT data we have carried out the first extraction of the $\bar{\nu}_\mu$ Michel parameters, describing the associated energy distribution. We have also explored their implications for the underlying structure of the interactions mediating muon decay, and the impact of future CE ν NS measurements at spallation sources.

We encourage the COHERENT collaboration to analyze their future measurements within this framework — requiring only the use of flavor-dependent weak nuclear charges — and to carry out the extraction of muon-decay parameters, which should be incorporated into future editions of the PDG review [33].

A natural extension of the results in this letter is to consider a scenario where nonstandard effects also arise in pion decay, CE ν NS detection, and a general flavor structure is allowed. In particular, the latter introduces muon decay channels involving “wrong-flavor” neutrinos, such as $\mu^+ \rightarrow e^+ \nu_\tau \bar{\nu}_\mu$. Addressing this more general case requires a more sophisticated theoretical framework, which we will present in a forthcoming, more technical article [46]. Let us mention that the parametric form of the differential distributions in (anti)neutrino energy in Eqs. (4) remains valid in the presence of general lepton-flavor violating couplings, where the Michel parameters become functions of the new couplings as well. Consequently, our main result in Eq. (11) still applies, but with broader implications. The same holds for new physics effects in pion decay.

Finally, our approach can also be applied to the re-

cent CE ν NS measurements with reactor and solar neutrinos [6–9] to probe nonstandard couplings in the corresponding production processes. These experiments require a dedicated study due to the complexity of the production mechanisms, which involve a large number of nuclear beta decays. Additionally, for solar neutrinos, oscillation and matter effects must also be taken into account.

Overall, the results obtained in this work, along with the new directions they open, broaden the applications of CE ν NS measurements in fundamental physics.

ACKNOWLEDGMENTS

We thank Adam Falkowski and Toni Pich for useful comments and discussions. This work has been supported by MCIN/AEI/10.13039/501100011033 (grants PID2020-114473GB-I00 and PID2023-146220NB-I00) and by MICIU/AEI/10.13039/501100011033 and European Union NextGenerationEU/PRTR (grant CNS2022-135595). VB is supported by the DFG under grant 396021762 – TRR 257: *Particle Physics Phenomenology after the Higgs Discovery* and the BMBF Junior Group Generative Precision Networks for Particle Physics (DLR 01IS22079).

-
- [1] D. Z. Freedman, Phys. Rev. D **9**, 1389 (1974).
 - [2] D. Akimov *et al.* (COHERENT), Science **357**, 1123 (2017), arXiv:1708.01294 [nucl-ex].
 - [3] D. Akimov *et al.* (COHERENT), Phys. Rev. Lett. **126**, 012002 (2021), arXiv:2003.10630 [nucl-ex].
 - [4] D. Akimov *et al.* (COHERENT), Phys. Rev. Lett. **129**, 081801 (2022), arXiv:2110.07730 [hep-ex].
 - [5] S. Adamski *et al.* (COHERENT), (2024), arXiv:2406.13806 [hep-ex].
 - [6] J. Colaresi, J. I. Collar, T. W. Hossbach, C. M. Lewis, and K. M. Yocum, Phys. Rev. Lett. **129**, 211802 (2022), arXiv:2202.09672 [hep-ex].
 - [7] Z. Bo *et al.* (PandaX), Phys. Rev. Lett. **133**, 191001 (2024), arXiv:2407.10892 [hep-ex].
 - [8] E. Aprile *et al.* (XENON), Phys. Rev. Lett. **133**, 191002 (2024), arXiv:2408.02877 [nucl-ex].
 - [9] N. Ackermann *et al.*, (2025), arXiv:2501.05206 [hep-ex].
 - [10] A. A. Aguilar-Arevalo *et al.* (CCM), Phys. Rev. D **106**, 012001 (2022), arXiv:2105.14020 [hep-ex].
 - [11] V. Zema (COSINUS), Nuovo Cim. C **42**, 228 (2020).
 - [12] J. Barranco, O. Miranda, and T. I. Rashba, JHEP **12**, 021 (2005), arXiv:hep-ph/0508299.
 - [13] K. Scholberg, Phys. Rev. D **73**, 033005 (2006), arXiv:hep-ex/0511042.
 - [14] M. Cadeddu, C. Giunti, Y. F. Li, and Y. Y. Zhang, Phys. Rev. Lett. **120**, 072501 (2018), arXiv:1710.02730 [hep-ph].
 - [15] D. K. Papoulias and T. S. Kosmas, Phys. Rev. D **97**, 033003 (2018), arXiv:1711.09773 [hep-ph].
 - [16] I. M. Shoemaker, Phys. Rev. D **95**, 115028 (2017), arXiv:1703.05774 [hep-ph].
 - [17] J. Liao and D. Marfatia, Phys. Lett. B **775**, 54 (2017), arXiv:1708.04255 [hep-ph].
 - [18] M. Cadeddu, C. Giunti, K. A. Kouzakov, Y.-F. Li, Y.-Y. Zhang, and A. I. Studenikin, Phys. Rev. D **98**, 113010 (2018), [Erratum: Phys.Rev.D 101, 059902 (2020)], arXiv:1810.05606 [hep-ph].
 - [19] D. Aristizabal Sierra, V. De Romeri, and N. Rojas, Phys. Rev. D **98**, 075018 (2018), arXiv:1806.07424 [hep-ph].
 - [20] P. B. Denton, Y. Farzan, and I. M. Shoemaker, JHEP **07**, 037 (2018), arXiv:1804.03660 [hep-ph].
 - [21] W. Altmannshofer, M. Tamaro, and J. Zupan, JHEP **09**, 083 (2019), [Erratum: JHEP 11, 113 (2021)], arXiv:1812.02778 [hep-ph].
 - [22] C. Giunti, Phys. Rev. D **101**, 035039 (2020), arXiv:1909.00466 [hep-ph].
 - [23] P. Coloma, I. Esteban, M. C. Gonzalez-Garcia, and M. Maltoni, JHEP **02**, 023 (2020), [Addendum: JHEP 12, 071 (2020)], arXiv:1911.09109 [hep-ph].
 - [24] W. Skiba and Q. Xia, JHEP **10**, 102 (2022), arXiv:2007.15688 [hep-ph].
 - [25] M. Hoferichter, J. Menéndez, and A. Schwenk, Phys. Rev. D **102**, 074018 (2020), arXiv:2007.08529 [hep-ph].
 - [26] O. G. Miranda, D. K. Papoulias, G. Sanchez Garcia, O. Sanders, M. Tórtola, and J. W. F. Valle, JHEP **05**, 130 (2020), [Erratum: JHEP 01, 067 (2021)], arXiv:2003.12050 [hep-ph].
 - [27] M. Atzori Corona, M. Cadeddu, N. Cargioli, F. Dordei, C. Giunti, Y. F. Li, C. A. Ternes, and Y. Y. Zhang, JHEP **09**, 164 (2022), arXiv:2205.09484 [hep-ph].
 - [28] V. De Romeri, O. G. Miranda, D. K. Papoulias, G. Sanchez Garcia, M. Tórtola, and J. W. F. Valle, JHEP **04**, 035 (2023), arXiv:2211.11905 [hep-ph].
 - [29] V. Bresó-Pla, A. Falkowski, M. González-Alonso, and K. Monsálvez-Pozo, JHEP **05**, 074 (2023), arXiv:2301.07036 [hep-ph].
 - [30] S. Navas *et al.* (Particle Data Group), Phys. Rev. D **110** (2024), 10.1103/PhysRevD.110.030001.
 - [31] W. Fetscher, H. J. Gerber, and K. F. Johnson, Phys. Lett. B **173**, 102 (1986).
 - [32] W. Fetscher, Phys. Rev. D **49**, 5945 (1994).
 - [33] S. Navas *et al.* (Particle Data Group), in *Review of particle physics*, Vol. 110 (Phys. Rev. D, 2024) pp. 826–828.
 - [34] B. Balke *et al.*, Phys. Rev. D **37**, 587 (1988).
 - [35] C. A. Gagliardi, R. E. Tribble, and N. J. Williams, Phys. Rev. D **72**, 073002 (2005), arXiv:hep-ph/0509069.
 - [36] R. P. MacDonald *et al.* (TWIST), Phys. Rev. D **78**, 032010 (2008), arXiv:0807.1125 [hep-ex].
 - [37] A. Hillairet *et al.* (TWIST), Phys. Rev. D **85**, 092013 (2012), arXiv:1112.3606 [hep-ex].
 - [38] L. Michel, Proc. Phys. Soc. A **63**, 514 (1950).
 - [39] B. Armbruster *et al.* (KARMEN), Phys. Rev. Lett. **81**, 520 (1998).
 - [40] D. Baxter *et al.*, JHEP **02**, 123 (2020), arXiv:1911.00762 [physics.ins-det].
 - [41] P. S. Barbeau, Y. Efremenko, and K. Scholberg, Ann. Rev. Nucl. Part. Sci. **73**, 41 (2023), arXiv:2111.07033 [hep-ex].

- [42] D. Akimov *et al.* (COHERENT), in *Snowmass 2021* (2022) arXiv:2204.04575 [hep-ex].
- [43] H. Abele *et al.*, Phys. Rept. **1023**, 1 (2023), arXiv:2211.10396 [physics.ins-det].
- [44] H. Jeong, “CENNS-750, A ton-scale single phase LAr CEvNS detector,” (2023), talk presented at the 24th International Workshop on Neutrinos From Accelerators (NuFACT 2023).
- [45] P. Vilain *et al.* (CHARM-II), Phys. Lett. B **364**, 121 (1995).
- [46] V. Bresó-Pla, S. Cruz-Alzaga, M. González-Alonso, and S. Prakash, To appear.