

MKE-Coder: Multi-Axial Knowledge with Evidence Verification in ICD Coding for Chinese EMRs

Xinxin You, Xien Liu, Xue Yang, Ziyi Wang, and Ji Wu.

Abstract—The task of automatically coding the International Classification of Diseases (ICD) in the medical field has been well-established and has received much attention. Automatic coding of the ICD in the medical field has been successful in English but faces challenges when dealing with Chinese electronic medical records (EMRs). The first issue lies in the difficulty of extracting disease code-related information from Chinese EMRs, primarily due to the concise writing style and specific internal structure of the EMRs. The second problem is that previous methods have failed to leverage the disease-based multi-axial knowledge and lack of association with the corresponding clinical evidence, resulting in inaccurate disease coding and a lack of interpretability. This paper introduces a novel framework called MKE-Coder: Multi-axial Knowledge with Evidence verification in ICD coding for Chinese EMRs. Initially, we identify candidate codes for the diagnosis and categorize each of them into knowledge under four coding axes. Subsequently, we retrieve corresponding clinical evidence from the comprehensive content of EMRs and filter credible evidence through a scoring model. Finally, to ensure the validity of the candidate code, we propose an inference module based on the masked language modeling strategy. This module verifies that all the axis knowledge associated with the candidate code is supported by evidence and provides recommendations accordingly. To evaluate the performance of our framework, we conduct experiments using a large-scale Chinese EMR dataset collected from various hospitals. The experimental results demonstrate that MKE-Coder exhibits significant superiority in the task of automatic ICD coding based on Chinese EMRs. In the practical evaluation of our method within simulated real coding scenarios, it has been demonstrated that our approach significantly aids coders in enhancing both their coding accuracy and speed.

Index Terms—Chinese electronic medical records, evidence verification, ICD coding, interpretability, multi-axial knowledge, prompt-tuning,

I. INTRODUCTION

The International Classification of Diseases (ICD) was developed by the World Health Organization (WHO) to convert descriptions of disease diagnoses and other health problems into an alphanumeric coding system. ICD codes are widely accepted and used in numerous countries for clinical research, healthcare management, and insurance compensation. Electronic medical records (EMRs) systems have recently gained popularity among healthcare organizations worldwide as a viable alternative to traditional paper-based record management. The streamlined storage of ICD codes has facilitated the generation of a substantial volume of medical data by EMR systems annually, often containing valuable medical insights [1]. While initially developed as archival systems for medical records, researchers have made the compelling discovery that these systems offer valuable support across a diverse range of clinical and statistical applications [2].

While automatic ICD coding has received considerable attention [1], [3]–[6], there has been limited validation of its effectiveness on Chinese EMR datasets, as most studies have relied on English

TABLE I: Statistics of the Chinese and MIMIC-III datasets, including the mean, variance, and median of the number of words per diagnosis, and the number of words per discharge summary respectively. For the Chinese dataset, the words were obtained through the jieba word segmentation tool.

Chinese dataset	Mean	Variance	Median
# Words per diagnosis	3.74	3.99	3
# Words per discharge summary	731.80	104,742.07	706
MIMIC-III dataset	Mean	Variance	Median
# Words per diagnosis	14.73	276.91	11
# Words per discharge summary	1,600.36	600,303.20	1,466

datasets (such as various versions of the MIMIC dataset) [1], [3]. Consequently, there is a lack of research focusing on the challenges and practical requirements of Chinese EMRs. In light of this, we emphasize two unresolved issues in this context.

The first challenge in automatically coding the ICD from Chinese EMRs lies in extracting disease-related information due to their concise writing style and unique structure. Unlike English EMRs (e.g., MIMIC-III dataset [7]), where diagnosis-related information is often conveyed in brief sentences and essential coding details are included in discharge summaries, Chinese EMRs present diagnoses in multi-word phrases and offer less detailed discharge summaries. We performed a statistical analysis on diagnostic descriptions and discharge summaries from a Chinese dataset and the MIMIC-III dataset to substantiate these points. As shown in Table I, the analysis revealed significant discrepancies: the average length of diagnoses in the MIMIC-III dataset is 14.73 words, compared to just 3.74 in Chinese EMRs—making them nearly four times shorter. Discharge summaries too showed a marked difference, with MIMIC-III averaging around 1,600 words and Chinese EMRs only 731 words, around 2.19 times shorter. This data underscores the inadequacy of depending solely on diagnosis names and summaries for coding in Chinese EMRs. The additional diagnostic and treatment information required is dispersed throughout various sections of the EMR, necessitating a comprehensive approach using axis knowledge for retrieval.

The second issue with previous ICD coding methods is their focus on the hierarchical structure of ICD codes while neglecting the essential multi-axial knowledge that underpins this hierarchy [8], [9]. This multi-axial knowledge is vital, much like the nuanced perspective in a poem. Using the example of ICD code H31.403 from the Chinese medical insurance version (as depicted in Fig 1), the left diagram illustrates how diseases and health conditions are organized into codes across four axes: etiology, anatomical site, pathology, and clinical manifestations. This organization involves progressively narrowing down from broader categories to more specific ones, thus forming the structure of the ICD coding system. The right diagram further highlights that each segment of the code corresponds to specific knowledge relevant to its axis. Yet, previous approaches have overlooked this crucial aspect by: 1) ignoring the important multi-axial knowledge in favor of simply mapping hierarchical structures, and 2) treating all diagnostic and treatment information homogeneously without aligning them with the clinical evidence that pertains to

Xinxin You, Xien Liu, Ziyi Wang and Ji Wu are with the Department of Electronic Engineering, Tsinghua University, Beijing 100084, China (e-mail: yxx23@mails.tsinghua.edu.cn; xeliu@mail.tsinghua.edu.cn; wangziyi000128@gmail.com; wuji.lee@tsinghua.edu.cn).

Xue Yang is with Tsinghua-iFlytek Joint Laboratory, Iflytek, Beijing 100084, China (e-mail: yx9702@gmail.com).

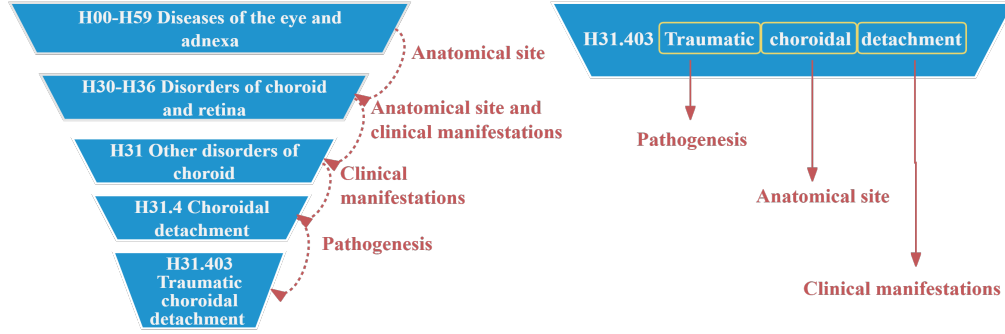


Fig. 1: The left diagram illustrates how the ICD coding system, using the example of code H31.403 from the Chinese medical insurance version, elucidates the process of organizing diseases and health conditions into ICD codes based on four axes: etiology, anatomical site, pathology, and clinical manifestations. This process involves a step-by-step division from a broader to a more specific level, forming the structure of the ICD coding system. Furthermore, the right diagram demonstrates that each component of the code represents specific knowledge associated with its corresponding axis.

relevant axis knowledge [8]–[10]. This oversight leads to coding that not only lacks accuracy but also falls short in interpretability, posing challenges for practical implementation in real-world scenarios.

To address the aforementioned issues, we have developed MKE-Coder: Multi-axial Knowledge with Evidence verification in ICD Coding for Chinese EMR, as depicted in Fig 2. This framework is inspired by the utilization of multi-axial knowledge in the ICD coding system and the principles of Evidence-Based Medicine (EBM) [11]–[13]. EBM, which has its roots in the late 19th century, emphasizes the conscious and rational utilization of the best available scientific evidence when making treatment decisions for individual patients. It involves the conscientious, explicit, judicious, and reasonable application of the most current and reliable evidence in determining the care provided to each patient [11]. In our framework, we aim to find evidence for the knowledge under each axis of the candidate codes and use this evidence to determine whether a candidate code is well-supported. This process enables us to recommend codes that are strongly supported by the evidence gathered.

Specifically, our approach involves several steps. First, we extract the diagnosis list from the Chinese EMR. Next, we identify the most probable candidate ICD codes for each diagnosis to enhance efficiency. To parse the multi-axial knowledge associated with each candidate code, we employ a multi-axial parser. Additionally, we utilize an evidence retrieval module that leverages prior knowledge from ICD coders to locate supporting text descriptions within the EMR for each axis of the candidate code. To ensure the reliability of the retrieved evidence, we propose a Clinical-Simbert model that calculates the similarity between each piece of evidence and the corresponding knowledge under the axis. Once we have obtained a reliable set of evidence, we need to determine whether the ICD code is fully supported by the evidence set and worthy of recommendation. Inspired by the prompt tuning method, which effectively bridges the gap between pre-training and fine-tuning downstream tasks [14], [15], we adopt a prompt-tuning approach. This involves designing a template that combines evidence from all axes and the candidate ICD code. We then convert the binary classification task into a masked language modeling problem and conduct supervised training. Finally, we obtain the recommended ICD code for each diagnosis, along with the corresponding evidence set. This comprehensive framework enables efficient and accurate ICD coding for Chinese EMR data. We summarize the contribution of this paper as follows:

- We point out the differences between Chinese EMRs and

English EMRs in extracting ICD coding-dependent information. Chinese EMR datasets have an average diagnosis length that is 3.9 times shorter than the MIMIC dataset, and the average length of discharge summaries in Chinese EMR datasets is 2.19 times shorter than in the MIMIC dataset. Therefore, the previous ICD automatic coding method focused on English EMRs does not apply to Chinese EMRs.

- Inspired by the coarse-to-fine classification strategy under multi-axes knowledge of the ICD codes system and the theory of evidence-based medicine, we proposed an evidence retrieve module to find out the textual description in the EMR supporting the knowledge under the axis of each candidate ICD code, and further evaluate the quality of evidence to ensure its reliable by proposed Clinical-Simbert model;
- We convert the binary classification task of whether the candidate ICD code can be fully supported by the evidence set into a masked language modeling problem by designing a template that combines the proof set and the candidate ICD code. We conducted ICD code prediction experiments on the Chinese dataset collected and obtained state-of-the-art performance. In the practical evaluation of our method within simulated real coding scenarios, it has been demonstrated that our approach significantly aids coders in enhancing both their coding accuracy and speed.

II. RELATED WORKS

The task of automatically coding ICD in the medical field has been well established and has received much attention. Many deep-learning methods have been used to address this problem, and we categorize these methods into the following three types.

A. Knowledge-Enhanced Methods

A comprehensive understanding of clinical notes necessitates expertise in the field of medicine. Various techniques leverage external knowledge sources to optimize neural architectures and facilitate the comprehension of clinical text, ultimately enhancing proficiency in accurately assigning ICD codes. Yuan et al. proposed the MSMN method, which collected synonyms of every ICD code from UMLS and designed a multiple synonyms matching network to leverage synonyms for better code classification [5]. Similarly, Yang et al. proposed a knowledge-enhanced longformer by injecting three

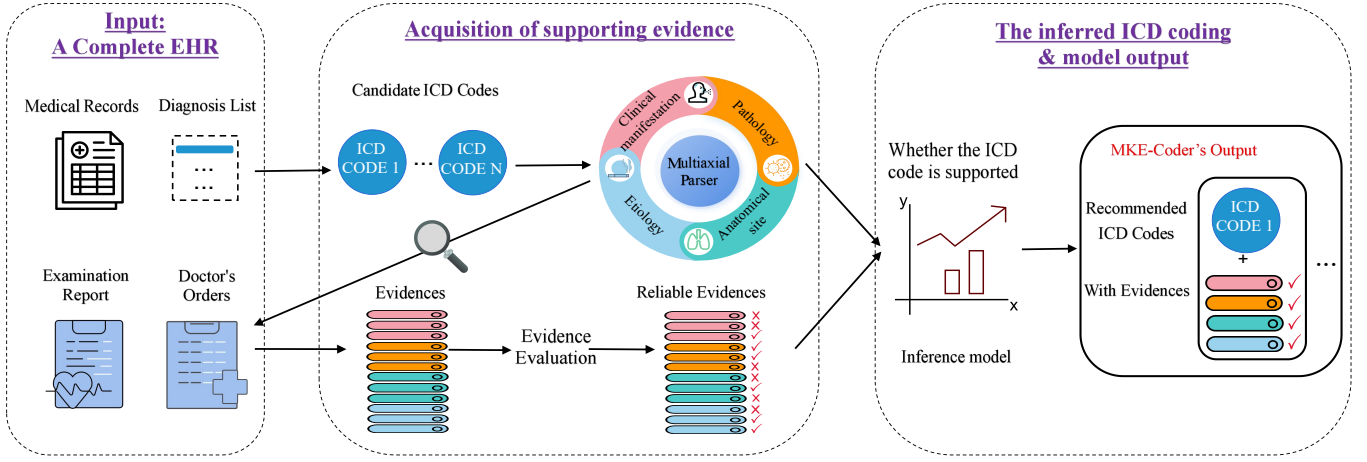


Fig. 2: The general framework of MKE-Coder. First, we extract the diagnosis list from the Chinese EMR. Next, we identify the most probable candidate ICD codes for each diagnosis to enhance efficiency. To parse the multi-axial knowledge associated with each candidate code, we employ a multi-axial parser. Additionally, we utilize an evidence retrieval module to locate supporting text descriptions within the EMR for each axis of the candidate code. We propose a Clinical-Simbert model to ensure the reliability of the retrieved evidence. We then convert the binary classification task into a masked language modeling problem and conduct supervised training. Finally, we obtain the recommended ICD code for each diagnosis, along with the corresponding evidence set.

domain-specific knowledge: hierarchy, synonym, and abbreviation with additional pretraining using contrastive learning [16]. Li et al. highlighted the often overlooked issues of data imbalance and noise in clinical notes, thus they suggested a knowledge-enhanced Graph Attention Network (GAT [17]) under a multi-task learning setting, featuring multi-level information transitions and interactions [6].

B. Graph Neural Networks

Graph neural networks are adept at transforming complex relationships into topological graph structures and then leveraging graph convolution operations to facilitate low or high-dimensional interactions between nodes and relationships, which has led to their successful application and impressive results in many NLP tasks [18]–[21]. To mitigate the issues of excessive and imbalanced ICD codes, which present a severe long-tail distribution, and to fully exploit the hierarchical structure among the codes, graph neural networks have been extensively applied to automatic ICD coding tasks. Jeong et al. introduced a novel approach, the Joint Learning Framework Across Medical Coding Systems (JAMS). This framework utilized a modified version of the Graph Attention Network, termed the Medical Code Attention Network, to facilitate multi-task learning, enabling simultaneous learning from various coding systems through a shared encoder to acquire diverse representations [10]. Meanwhile, Wu et al. highlighted the primary challenges of automated ICD coding, including imbalanced label distribution, code hierarchy, and noisy texts. In response, they proposed a unique approach called the Hyperbolic Graph Convolutional Network [22] with Contrastive Learning [23]. They employed a Hyperbolic Graph Convolutional Network to capture the hierarchical structure of ICD codes and implemented contrastive learning to automatically assign ICD codes, incorporating code features into a text encoder [8]. In a study by Fails et al., the researchers proposed data augmentation and synthesis techniques and also introduced an analysis technique for this setting inspired by confusion matrices [24]. Recognizing that existing methods could not model a personalized relation graph for each case, or discover implicit code relations, Luo et al. presented a novel contextualized code relation-enhanced ICD coding framework. This framework utilized

a personalized flexible relation graph, enabling their model to learn implicit relations [9].

C. Pretrained Language Models

Pretrained language models are trained on an auxiliary task, such as masked language modeling that predicts a word or sequence based on the surrounding context and gains improvement in many NLP tasks [25]. Pretraining such auxiliary tasks benefits from large-scale training on unlabeled corpora that are readily available from the web or textbooks [26]. For electronic health records that ICD coding is based on, language models that have been pre-trained in the medical field can effectively understand their specialized medical semantic information. As such, they are extensively employed in ICD coding tasks. A series of competitive frameworks for automatic ICD coding is based on the Bert method [4], [27], [28], in which each ICD code is associated with a unique entity representation, and the automatic coding task is transformed into a multi-label classification across fine-tuning. Afkanpour et al. presented a simple and scalable method to process long electronic medical records (EMRs) with the existing transformer models such as BERT, showed that this method significantly improves the previous results reported for transformer models in ICD coding, and can outperform one of the prominent CNN-based methods [29]. Gomes et al. employed a strong Transformer-based model as a text encoder and, to handle lengthy clinical narratives, explored either (a) adapting the base encoder model into a Longformer [30], or (b) dividing the text into chunks and processing each chunk independently [31]. Silva et al. proposed a method where Cosine text similarity is combined with a pretrained language model, PLM-ICD, to increase the number of probably useful suggestions of ICD-10 codes, based on the Medical Information Mart for Intensive Care (MIMIC)-IV dataset [32].

Prompt-based fine-tuning is effective in few-shot tasks [33], [34], even when the language model is relatively small [35] because they introduce no new parameter during few-shot fine-tuning. Yang et al. proposed a Knowledge Enhanced Prompt (KEPT) framework that utilized prompt-tuning in the context of ICD coding tasks by adding a sequence of ICD code descriptions as prompts in addition to each

TABLE II: This is a small section of a complete prior knowledge table, listing the possible locations in medical records where clinically supporting evidence for three-digit code groups of interest may be found.

Code range and name	Possible locations for evidence appearance in Chinese EMRs			
A00-A09 Intestinal infectious diseases	Testing (and results)	Symptom presentation	History of exposure to endemic or epidemic areas	
A15-A19 Tuberculosis	Symptom presentation	Examination (and results)	Chest examination results	Vaccination and Infectious Disease History
A20-A28 Certain zoonotic bacterial diseases	Testing (and results)	Occupation and working conditions		
A30-A49 Other bacterial diseases	Skin and mucous membrane examination results	Testing (and results)	Neurological reflex examination results	
A50-A64 Sexually transmitted infections	Skin and mucous membrane examination results	External genital examination results	Testing (and results)	
A65-A69 Other spirochetal diseases	Skin and mucous membrane examination results	Testing (and results)	History of exposure to endemic or epidemic areas	
A70-A74 Other diseases caused by chlamydia	Chest examination results	Head and facial examination results	Testing (and results)	
A75-A79 Rickettsioses	Testing (and results)	History of exposure to endemic or epidemic areas		
...

clinical note as KEPT LM input [16]. Yang et al. transformed the multi-label classification task into an autoregressive generation task and developed a cross-attention reranker with prompts to incorporate previous state-of-the-art (SOTA) and the best few-shot coding predictions [36].

D. Summary

In summary, while automatic ICD coding has received significant attention, there has been limited validation of its effectiveness on Chinese EMR datasets. Consequently, a lack of research specifically focuses on the unique challenges and practical requirements of Chinese EMRs. Notably, existing methods have neglected to extract disease code-related information from Chinese EMRs and have overlooked the crucial multi-axial knowledge that underpins the ICD coding hierarchy. As a result, the outcomes of the Chinese ICD coding system suffer from insufficient coding accuracy and a lack of genuine interpretability, posing challenges to their effective implementation in real-world scenarios. Therefore, our work is motivated by these issues and proposes a novel framework that addresses the challenges of ICD coding in Chinese EMRs. Our framework considers the specific characteristics of Chinese EMRs, focusing on extracting multi-axial knowledge-related information. By doing so, we aim to improve coding accuracy and enhance interpretability, enabling effective system implementation in real-world scenarios.

III. METHODOLOGY

A. Task Definition

Recently, reducing a multi-label to a set of binary classification problems has proved competitive to more sophisticated multi-label classification methods, and still achieves state-of-the-art performance for many loss functions [37]. Inspired by this, We take the automatic ICD coding task as a set of binary classification tasks based on diagnoses and multi-axial knowledge-related information from EMR.

Given an EMR, we first determine the Top N candidate ICD codes for each diagnosis $d \in D$. Then we find out the reliable

supporting evidence set $E_{d,c_i} = \{s_i^1, s_i^2, \dots, s_i^Q\}$ for knowledge under the multi-axis of i th candidate ICD code c_i by evidence retrieving and evaluating, where Q indices the maximum number of evidence, s_i^j indices the j th reliable evidence sentence for c_i . We determine whether the ICD code is fully supported by the evidence set. That is, we take the description of c_i and its corresponding evidence set E_{d,c_i} organized in template form as input. And assign a binary label $y_i \in \{0, 1\}$ for the i th candidate ICD code in the label space Y , where 1 means that the evidence sufficiently supports the ICD code and to be recommended, 0 is the opposite.

B. Evidence Retrieval and Evaluation

1) *Obtaining Candidate Codes for Each Diagnosis*: Let D be the set of all diagnoses from the dataset of medical records, and C is the set of all ICD codes. For each diagnosis $d \in D$, we calculate the similarity with all ICD codes using a weighted sum of the Edit-Distance score (ED) [38], TF-IDF score (TF), and word2vec-based [39] feature similarity score (FEA). They quantify the characteristics at the character, discriminative and semantic level. The top N candidate codes C_d for each diagnosis d are obtained by:

$$C_d = \text{Top}_N\{c | \text{Sort}(\text{Sim}(d, c)), \forall c \in C\} \quad (1)$$

$$\text{Sim}(d, c) = w_1 \cdot \text{ED}(d, c) + w_2 \cdot \text{TF}(d, c) + w_3 \cdot \text{FEA}(d, c) \quad (2)$$

Where Sort denotes indices sorting in descending order, and w_1 , w_2 , and w_3 represent the corresponding weights, which are set as 0.35, 0.35, and 0.3 in our experiment.

2) *Greedy Evidence Retrieve based on Prior Knowledge*: Due to the excessive number of sections and lengthy content in Chinese EMRs, the efficiency of evidence retrieval based on axis-specific knowledge throughout the entire medical record is low. To address this issue, we have developed an index table that leverages the prior knowledge of doctors and ICD coders to accelerate the retrieval process. Specifically, the ICD coding system divides all codes into 212 categories at the three-digit level [40]. Through discussions with ICD coding specialists and doctors, we have identified 88 potential

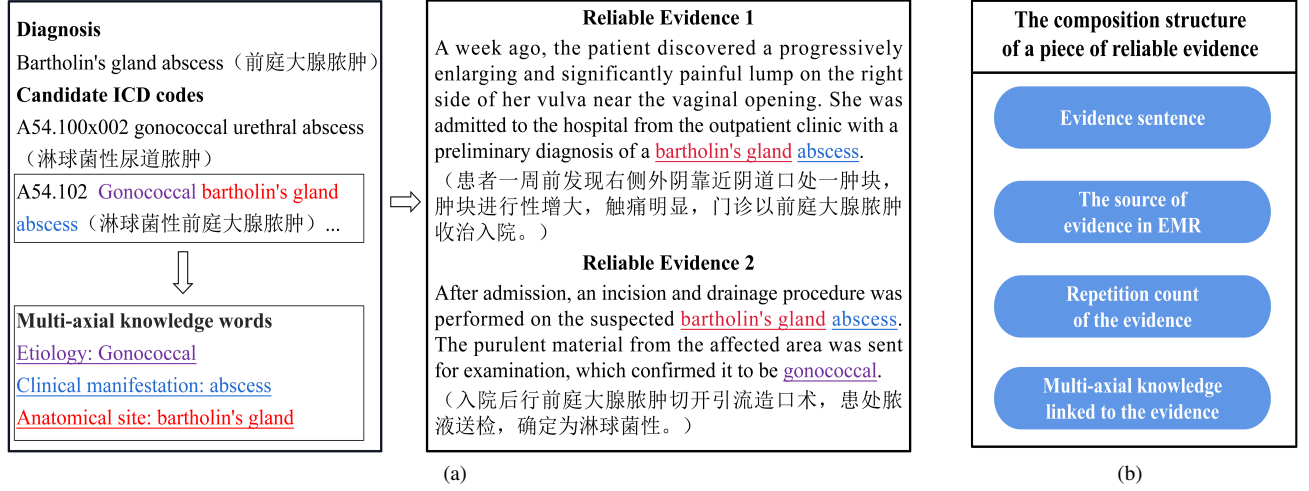


Fig. 3: Two diagrams illustrating credible evidence. (a) Here is an example of reliable evidence from a real EMR in both English and Chinese. Firstly, a diagnosis is provided along with two candidate code examples. One candidate code (also the correct code) is represented with different colors to distinguish the underlying knowledge. Purple represents etiology, blue represents clinical manifestations, and red represents anatomical site. On the right side, two credible pieces of evidence found within this underlying knowledge are further presented, with the corresponding knowledge highlighted in the respective colors. (b) This diagram illustrates the compositional structure of a piece of reliable evidence that is fed into an inference model, including the evidence sentence itself, the source of the evidence in the EMR, the repetition count of the evidence appearing throughout the entire medical record, and the multi-axial knowledge used to retrieve the evidence.

locations in Chinese EMRs where coding-related evidence may be found. We asked experienced ICD coders to identify the probable locations of supporting evidence in the medical record for each category of ICD three-digit codes. A prior information table was formed as a result of this process. For example, to confirm the diagnosis of intestinal infectious diseases, the testing and results, symptom presentation, and history of exposure to endemic or epidemic areas are considered. Therefore, the potential evidence may appear in these three positions. A condensed table of prior knowledge is provided in Table II.

Undoubtedly, the evidence sentence that contains more knowledge keywords is considered to be more representative and reliable. Therefore, we have designed a greedy evidence retrieval method. Let K_{d,c_i} be the set of knowledge words under multi-axes for each candidate code $c_i \in C_d$ for each diagnosis d , obtained by a pre-trained parser. In addition, the MSMN method [5] has verified that rich synonym descriptions can be more effective in ICD coding, therefore we use synonyms for these keywords as a supplement, denoted as $Syn(K_{d,c_i})$. The set of all possible locations where evidence may appear in the medical record, as determined by the prior knowledge table above, is denoted as L_{d,c_i} . We define a function $g(l, s)$ that returns the number of keywords in sentence s at location l :

$$g(l, s) = |s \cap (K_{d,c_i} \cup Syn(K_{d,c_i}))| \quad (3)$$

For each location $l \in L_{d,c_i}$, we take the sentence $s_{d,l}$ containing the most keywords from $K_{d,c_i} \cup Syn(K_{d,c_i})$:

$$s_{d,l} = \operatorname{argmax}_{s \in l} g(l, s) \quad (4)$$

Let S_{d,c_i} be the set of sentences retrieved for diagnosis d and candidate code c_i . Initially, $S_{d,c_i} = \emptyset$, we sort all possible combinations of all keywords in $K_{d,c_i} \cup Syn(K_{d,c_i})$ in descending order by the number of elements. Then, we use these sorted keyword subsets as keys to iteratively conduct the retrieval process, ensuring a comprehensive search. For each keyword, we choose the sentence $s_{d,l}$

that not only contains the keyword but also includes the maximum number of other keywords:

$$S_{d,c_i} = S_{d,c_i} \cup \{s_{d,l} | g(l, s_{d,l}) > g(l, s), \forall s \in S_{d,c_i}, \forall l \in L_{d,c_i}\} \quad (5)$$

We stop retrieving when all keywords in $K_{d,c_i} \cup Syn(K_{d,c_i})$ have been covered by sentences in S_{d,c_i} or all positions have been retrieved.

3) Reliability Assessment of Multiple Axes' Evidence: The reliability of evidence is evaluated using an evidence-scoring model called Clinical-Simber. This model is trained in two phases using the Simbert framework [41] and a prepared medical corpus. In the first training phase, a pre-training mode is employed. Sentence pairs with over 60% matching entities are selected as positive samples from the same sections of several electronic medical records (EMRs) of the same disease category. Negative samples are obtained from different sections of EMRs from various disease categories, with less than 10% matching entities. After the first pre-training phase, the model gains improved representation capabilities for Chinese medical sentences. The second training phase incorporates a contrastive learning framework to train the model's ability to score pairs of "multi-axes knowledge-evidence" sentences. Positive samples consist of pairs that include multi-axes knowledge and corresponding retrieved evidence sentences. Negative samples consist of pairs that do not correspond to the knowledge and evidence. After these two training phases, Clinical-Simber can assess the reliability of evidence for knowledge based on ICD codes. We denote the similarity score between each retrieved sentence $s_{d,l}$ and the set of knowledge keywords $k_{d,l}$ across multiple axes as $Score(s_{d,l}, k_{d,l})$. If the score falls below a certain threshold T , we remove $s_{d,l}$ from the evidence set:

$$E_{d,c_i} = \{s_{d,l} | Score(s_{d,l}, k_{d,l}) \geq T\} \quad (6)$$

This process is iterated for each candidate ICD code to obtain the respective sets of reliable evidence E_{d,c_i} . The detailed algorithm pseudocode of evidence Retrieval and reliability assessment is given in Algorithm 1. As shown in Fig 3(a), we give two examples of

reliable evidence from a real EMR in both English and Chinese. Firstly, a diagnosis is provided along with two candidate code examples for brief. One candidate code (also the correct code) is represented with different colors to distinguish the knowledge of axes, Purple represents etiology, blue represents clinical manifestations, and red represents anatomical site. Two credible pieces of evidence within this underlying knowledge are further presented on the right side, with the corresponding knowledge highlighted in the respective colors.

Algorithm 1 Greedy Evidence Retrieval and Reliability Assessment for ICD Coding

Input: Diagnosis d , Set of candidate codes C_d , Medical Record containing Sections L

Output: Reliable evidence for ICD coding E_{d,c_i} for each $c_i \in C_d$

Define:

Set of keywords K_{d,c_i} and their synonyms $Syn(K_{d,c_i})$

Prior knowledge table locations L_{d,c_i}

Matching score function $Score(s, k)$

Threshold T

- 1: Initialize $E_{d,c_i} = \emptyset$ for each code c_i
 - 2: **for** each candidate code $c_i \in C_d$ **do**
 - 3: $S_{d,c_i} = \emptyset$
 - 4: Sort all combinations of keywords in $(K_{d,c_i} \cup Syn(K_{d,c_i}))$ in descending order by the number of elements
 - 5: The keywords contained in retrieved sentences $Covered = \emptyset$
 - 6: **for** each location $l \in L_{d,c_i}$ **do**
 - 7: Calculate $s_{d,l} = \operatorname{argmax}_{s \in l} |s \cap (K_{d,c_i} \cup Syn(K_{d,c_i}))|$
 - 8: Add $s_{d,l}$ to S_{d,c_i}
 - 9: Update $Covered$ with keywords found in $s_{d,l}$
 - 10: **if** $Covered == (K_{d,c_i} \cup Syn(K_{d,c_i}))$
 - 11: **break**
 - 12: **end if**
 - 13: **end for**
 - 14: **for** each sentence $s_{d,l}$ in S_{d,c_i} **do**
 - 15: **if** $Score(s_{d,l}, K_{d,c_i}) \geq T$ **then**
 - 16: Add $s_{d,l}$ to E_{d,c_i}
 - 17: **end if**
 - 18: **end for**
 - 19: **end for**
-

C. Inference Based on Prompt-Tuning Method

Inspired by the successful application of the prompt tuning method, which effectively bridges the gap between pre-training and fine-tuning for downstream tasks [14], [15], we propose a new approach to address the binary classification task of determining whether a candidate ICD code can be fully supported by the evidence set. To achieve this, we transform the task into a masked language modeling problem, leveraging the benefits of this technique. The effectiveness of our method heavily relies on the design of the template, as previous research has shown that the template design plays a crucial role in determining the method's success [33]–[36]. In this section, we will introduce the importance of template design and its impact on the prediction process. We will delve into the details of how our approach leverages the masked language modeling framework to make accurate predictions.

1) **EMR Prior for Template Design:** Through our observations of Chinese electronic medical records and communication with many professional ICD coders and clinicians, we have summarized two EMR prior for writing Chinese EMRs, which will help in designing the template for prompt tuning.

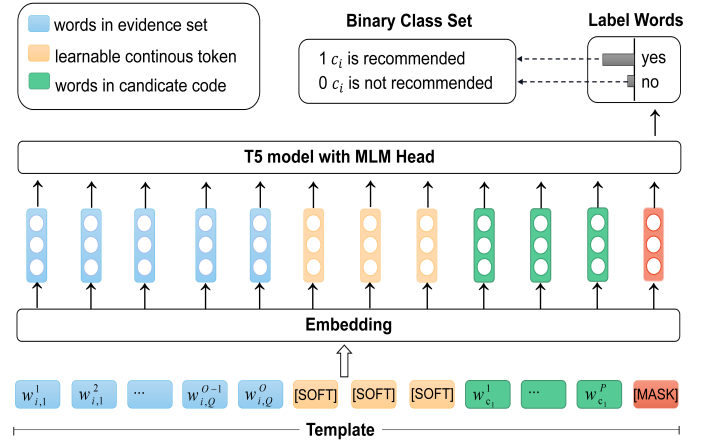


Fig. 4: The inference framework based on prompt-tuning.

EMR Prior 1: The source of the evidence limits what the evidence can describe and how credible it is.

When analyzing medical records, it's crucial to consider the source of evidence, as it directly impacts the information provided and its overall credibility. For example, comparing past and present histories in the medical record, the former records pre-hospitalization conditions while the latter captures current health status, making it less reliable for assessing the patient's present condition. On the other hand, comparing the present history with auxiliary examination results reveals a contrast between subjective descriptions and objective facts. Based on a doctor's interpretation of the patient's self-description, the present history can be unreliable due to variations in patient perception and differences in doctor expertise. For instance, a patient with heart disease might misinterpret and report symptoms as back pain. In contrast, auxiliary examination results offer more objective and accurate information. Therefore, integrating the evidence source containing crucial information into the template is essential.

EMR Prior 2: The number of repeating times of one piece of evidence in the Chinese EMR determines its importance

Each step of the treatment plan heavily relies on the patient's fundamental diagnostic basis and auxiliary examination results, often recorded repeatedly in the medical record. To manage this redundancy, we apply the k -means method to cluster and retain only one sentence from sets of duplicate or highly similar evidence retrieved through certain keywords. Concurrently, we tally the number of similar descriptions in each cluster and incorporate this count into the template. This procedure not only eliminates repetition but also highlights the significance of each sentence by indicating its frequency.

Finally, because each piece of evidence is to prove the knowledge of the corresponding axis, we emphasize them by adding the keywords behind the evidence. We presented the compositional structure of a reliable evidence piece in Fig3(b) to aid in clear understanding.

2) **Template Design:** We give the formal definition of the template. Given the i th candidate ICD code description c_i of diagnosis d , the corresponding reliable evidence set is E_{d,c_i} is defined by:

$$E'_{d,c_i} = \{s_i^1, \dots, s_i^q, \dots, s_i^Q\} \quad (7)$$

where s_i^q indices the q th evidence of candidate ICD code c_i , Q indices the maximum number of evidence. Each piece of evidence

s_i^q is defined by:

$$s_i^q = s_{d,l} || k_{d,l} || o_{s_i^q} || t_{s_i^q} \quad (8)$$

where $k_{d,l}$ indicate the keywords of $s_{d,l}$, $o_{s_i^q}$ and $t_{s_i^q}$ indicate the field of the sentence originates from and the repeating times the evidence in the whole Chinese EMR, ‘||’ represents concatenation.

Both c_i and its reliable evidence set E'_{d,c_i} are all composed of words, we represent them in this way:

$$c_i = \{w_{ci}^1, w_{ci}^2, \dots, w_{ci}^P\} \quad (9)$$

where w_{ci}^p indices p th word of candidate ICD code c_i and P indices the maximum number of words.

$$E'_{d,c_i} = \{w_{i,1}^1, \dots, w_{i,q}^r, \dots, w_{i,Q}^R\} \quad (10)$$

where $w_{i,q}^r$ indicate the r th word in q th evidence of c_i th candidate ICD code, and R indices the maximum number of words. We designed the template as follows:

$$T = [CLS]E'_{d,c_i}[\text{soft}][\text{soft}][\text{soft}]c_i[\text{soft}][\text{mask}] \quad (11)$$

In which [soft] indices a learnable continuous embedding, which is a trick to eliminate the trouble of designing prompts and can get better results than designing templates manually proposed by [42], [43]. We use a [mask] token for label prediction, indicating a binary classification label prediction. The inference framework is shown in Fig 4.

3) Evidence-Based ICD Codes Prediction: Raffel et al. proposed T5 model, which is a unified framework that converts all text-based language problems into a text-to-text format [44]. We employed this model as a text encoder, which embeds input tokens to embedding space:

$$T = [e_{w_{i,1}^1}, \dots, e_{w_{i,Q}^R}, e_{\text{soft}}, e_{\text{soft}}, e_{\text{soft}}, e_{w_{ci}^1}, \dots, e_{w_{ci}^P}, e_{\text{soft}}, e_{\text{mask}}] \quad (12)$$

where $e_{w_{i,1}^1}$ is word embedding of $w_{i,1}^1$, e_{soft} is the embedding of [soft], which is initialized following the T5 model. e_{mask} is the embedding of [mask], which is initialized by the [mask] token by T5 model. We’ve deleted [cls] for brevity. T5 model then encodes T to achieve the hidden states:

$$T = [h_{w_{i,1}^1}, \dots, h_{w_{i,Q}^R}, h_{\text{soft}}, h_{\text{soft}}, h_{\text{soft}}, h_{w_{ci}^1}, \dots, h_{w_{ci}^P}, h_{\text{soft}}, h_{\text{mask}}] \quad (13)$$

To convert the binary classification task into a masked language modeling problem, we calculate the probability of filling the token to the [mask] position in the template. Let \mathcal{V} and \mathcal{Y} indices a set of label words and class set respectively. An injective mapping function $\phi: \mathcal{Y} \rightarrow \mathcal{V}$ is needed to associate the label set with the set of label words, which is also called “verbalizer” in some recent papers [42], [45]. We define a sample verbalizer by setting $\mathcal{V}_1 = \text{“yes”}$, $\mathcal{V}_0 = \text{“no”}$. With the verbalizer, the probability distribution of \mathcal{Y} can be obtained by the probability distribution of \mathcal{V} at the [mask] position, which is formalized as follows:

$$p(y|T) = p([\text{mask}] = \phi(y)|T) \quad (14)$$

IV. EXPERIMENTS

A. Datasets

We verify the performance of the proposed method on the Chinese dataset. We collected patients’ medical records from different hospitals in four cities. We use the Chinese medical insurance version of

TABLE III: Statistics of the Chinese dataset collected, including the total number of Chinese EMRs, the average length of the overall EMR, the number of all ICD codes, the number of all candidate ICD codes, and the recall rate of the candidate ICD codes to the correct ICD codes for the training set, development set, and test set respectively.

# Chinese Dataset	Train	Dev	Test
Total # EMRs	70,318	8,689	8,790
Avg # Chinese words per EMR	83,317.35	81,246.56	82,328.16
Total # ICD codes	2,238	2,198	2,207
Total # candidate ICD codes	11,080	10,954	11,023
Recall rate	96.58%	95.43%	95.55%

TABLE IV: Statistics of the Chinese dataset, including the mean, variance, and median value of the candidate codes of each diagnosis, the evidence of each candidate code, and tokens of each evidence.

# Chinese dataset	Mean	Variance	Median
Candidate codes per diagnosis	13.17	8.6	10
Reliable evidence per candidate code	3	2.4	2
Tokens per evidence	43.66	52	7

the ICD coding system, which contains 33243 ICD codes. We list the statistics of the dataset in Table III, including the number of Chinese EMRs, the average length of the overall EMR, the number of all ICD codes, the number of all candidate ICD codes, and the recall rate of the candidate ICD codes to the correct ICD codes for the training set, development set, and test set respectively. We also show the mean, variance, and median values of the candidate codes of each diagnosis, the evidence of each candidate code, and tokens of each evidence respectively in Table IV.

B. Baselines and Metrics

We choose the following competitive methods as baselines. We measure the results using macro F1, accuracy, and precision@5.

LAAT&jointLAAT Vu et al. proposed a label attention model for ICD coding, which can handle both the various lengths and the interdependence of the ICD code-related text fragments [46].

T5 Raffel et al. proposed the T5 model, which is a unified framework that converts all text-based language problems into a text-to-text format [44].

MSMN Yuan et al. proposed a multiple synonyms matching network to leverage synonyms for better code representation learning, and finally help the code classification [5]. MSMN is the state-of-the-art method for automatic ICD coding.

C. Implementation Details

During the experiment, we set the number of candidate codes for each diagnosis to 50. Under this setting, the recall rate of both the training set, the development set, and the test set exceeds 95%. If the number is increased to 100, the recall rate can exceed 98%, we chose 50 for efficiency. We used edit distance, tfidf, and similarity calculation methods to find top1-top30, top31-top40, and top41-top50 candidate codes for each diagnosis. The similarity calculation needs the embedding of diagnoses and the ICD codes, We employ the word2vec [39] to train the corpus for getting token representations and join them to get the whole representation. Training for Clinical-Simbert took total about 156 hours with 1 NVIDIA TITAN RTX GPU with 24 GB memory in total. In the training process, we used learning rate $2e-7$, dropout rate 0.1, L2 weight decay $1e-3$, and batch size of 16 with fp32. The threshold to eliminate unreliable evidence is

TABLE V: Experimental results are needed to verify the effectiveness of MKE-Coder based on precision, recall, and the F1 index. For each baseline, use "discharge summary" and "evidence set" by MKE-Coder as inputs respectively.

Model	Precision	Macro Recall	F1
LAAT(evidence set)	28.90%	29.33%	29.11%
JointLAAT(evidence set)	33.14%	35.17%	34.12%
MSMN(evidence set)	29.79%	32.07%	30.89%
T5(evidence set)	63.50%	64.78%	64.13%
MKE-Coder(evidence set)	73.34%	71.90%	72.61%

TABLE VI: Experimental results are needed to verify the effectiveness of MKE-Coder based on accuracy and p@5 index. For each baseline, use "discharge summary" and "evidence set" by MKE-Coder as inputs respectively.

Model	Accurac	p@5
LAAT(evidence set)	59.26%	85.29%
JointLAAT(evidence set)	63.59%	89.54%
MSMN(evidence set)	68.50%	94.57%
T5(evidence set)	69.58%	81.17%
MKE-Coder(evidence set)	74.32%	92.73%

0.65 (after normalization). For the inference model based on prompt-tuning, we trained it took about 65 hours with 1 NVIDIA TITNA GPU with 24 GB memory. During prompt-tuning, we used learning rate $1e-4$, dropout rate 0.1, L2 weight decay 0.01, and batch size of 16 with fp32.

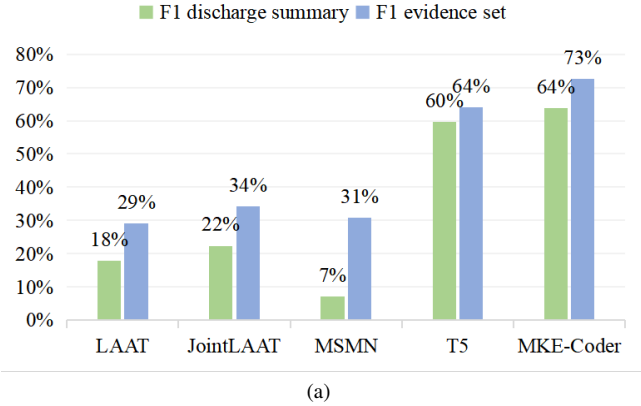
D. Validate the effectiveness of the evidence set by MKE-Coder

To validate the effectiveness of the evidence set by MKE-Coder for automatic ICD coding, we differentiate whether the discharge summary from the Electronic Medical Record (EMR) or the evidence set generated by the MKE-Coder is used as input, as indicated in parentheses after each method in the Fig ?? . On average, the methods that use evidence sets as input improve F1 score and accuracy 12.08% and 15.15%, respectively, compared to the methods using discharge summary as input in Fig ?? . These results demonstrate again that the discharge summary alone is insufficient to support ICD coding for Chinese EMRs. At the same time, the evidence set, obtained through prior knowledge retrieval and the evidence evaluation strategy, contains rich and comprehensive clinical information, sufficient to validate the reasonableness of the corresponding candidate ICD code.

E. Overall Performance

The experiment results are displayed in Table V and VI. When comparing the MKE-Coder(evidence set) with other baselines that also use the evidence set as input, on average, the MKE-Coder(evidence set) outperforms the other baselines by 34.51%, 31.56%, 33.05%, 9.09%, and 5.09% in precision, recall, F1 score, accuracy, and p@5 metrics respectively, as shown in Table V and VI. This highlights the distinct advantage of our method in the task of automatic ICD coding for Chinese EMRs. Specifically, we effectively capture the key coding basis by leveraging axis-based evidence retrieval and evaluation. By employing an inference module based on the masked language modeling strategy, we ensure that all axis knowledge is supported by evidence and provides appropriate recommendations, thus guaranteeing the accuracy of the results.

Macro-F1 score as the evaluation metric.



Accuracy score as the evaluation metric.

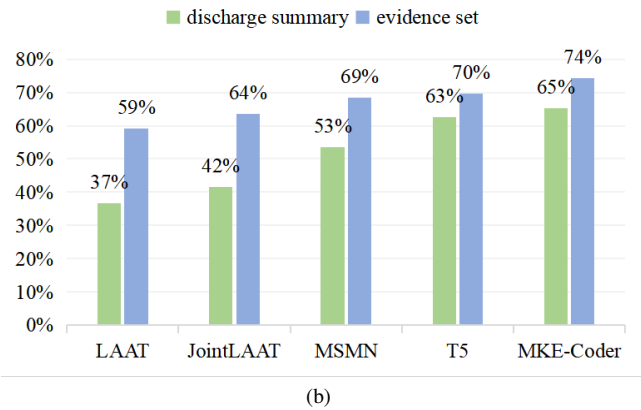


Fig. 5: Experimental results to validate the multi-axis evidence by MKE-Coder for the significance of automated ICD coding. For each baseline, use "discharge summary" and "evidence set" by MKE-Coder as inputs respectively. (a) Macro-averaged F1 value is used as the evaluation metric on the y-axis of the graph. (b) Accuracy is used as the evaluation metric on the y-axis of the graph.

F. Ablation study

To delve deeper into the effectiveness of the MKE-Coder framework, we carried out three sets of ablation studies. In the initial ablation experiment, we assessed the necessity of the evidence retrieval module by discarding it and using only the discharge summaries as inputs. The results, as displayed in the MKE-Coder (w/o evidence retrieve) in Table VII and VIII, demonstrate a decline in performance across all metrics. Specifically, MKE-Coder (w/o evidence assessment) shows a decrease of 9.97% in precision, 7.71% in recall, 8.83% in F1 score, 9.07% in accuracy, and 22.91% in p@5 metrics, compared to the full MKE-Coder. This highlights the vital importance and effectiveness of the evidence retrieval module.

In the second ablation study, we sought to confirm the effectiveness of our evidence evaluation process, which leverages the Clinical-Simbert model we trained. In this experiment, we bypassed the screening process and used the retrieved evidence directly. As shown in the MKE-Coder(w/o evidence assessment) in Table VII and VIII, the results indicate a performance dip across all metrics. Specifically, MKE-Coder(w/o evidence assessment) performs 2.22%, 2.83%, 2.53%, 1.87%, and 0.83% worse than MKE-Coder in terms of precision, recall, F1 score, accuracy, and p@5 metrics, respectively.

TABLE VII: Ablation experimental results to verify the effectiveness of MKE-Coder based on precision, recall, and the F1 index.

Model	Macro		
	Precision	Recall	F1
MKE-Coder(w/o evidence retrieve)	63.37%	64.19%	63.78%
MKE-Coder(w/o evidence assessment)	67.54%	68.31%	67.92%
MKE-Coder(w/o prior for template)	71.12%	69.07%	70.08%
MKE-Coder	73.34%	71.90%	72.61%

TABLE VIII: Ablation experimental results to verify the effectiveness of MKE-Coder based on accuracy and p@5 index.

Model	Accuracy	p@5
MKE-Coder(w/o evidence retrieve)	65.25%	69.82%
MKE-Coder(w/o evidence assessment)	68.71%	90.35%
MKE-Coder(w/o prior for template)	72.45%	91.90%
MKE-Coder	74.32%	92.73%

This underscores the critical role and efficacy of the evidence evaluation module.

The final study aimed to validate our design for template in the inference module, where the structure of the input evidence extends beyond the evidence sentence itself to include its origin in the electronic medical record, its frequency throughout the entire record, and the corresponding axis knowledge. In the ablation experiment, we stripped away these additional elements, leaving only the core evidence as input, which is named MKE-Coder(w/o prior knowledge) in Table Table VII and VIII. As shown in Table Table VII and VIII, MKE-Coder(w/o prior knowledge) performs 5.8%, 3.59%, 4.69%, 5.61%, and 2.38% worse than MKE-Coder in terms of precision, recall, F1 score, accuracy, and p@5 metrics, respectively. This suggests that the auxiliary information we incorporate into each piece of evidence, based on our comprehensive understanding of electronic medical records, offers a tangible benefit.

In conclusion, these ablation studies underscore the significance and potency of our design choices in the inference module and the evidence evaluation module, each of which contributes to the superior performance of the MKE-Coder.

G. Practicality evaluation in simulated coding scenarios

We conducted a simulation experiment to evaluate the MKE-Coder’s practicality in real coding scenarios. We randomly selected 100 medical records from our test set, sourced from 22 distinct departments, with the specific departmental distribution illustrated in Fig 6. Three categories of coders with varying levels of experience were invited to participate in the study: novice coders with less than two years of coding experience, intermediate coders with two to five years of experience, and advanced coders with over five years of experience. Each proficiency level included two coders, and all metrics presented in this study are based on the average results.

Advanced coders were responsible for selecting the correct ICD codes for the 100 medical records, serving as the gold standard. Novice and intermediate coders were tasked with coding in three distinct scenarios: (1) coding with the assistance of our system, which recommends ICD codes and provides supporting evidence for reference; (2) coding with the assistance of an alternative robust baseline model, MSMN, which also offers ICD code recommendations; and (3) independent coding without any system assistance. Following the completion of coding in each scenario, coders underwent a three-week memory washout period before transitioning to the next scenario.

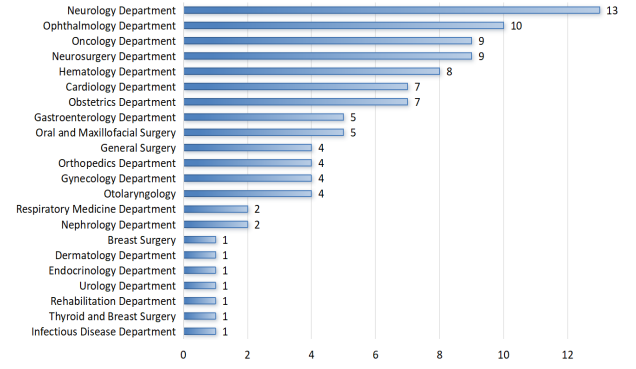


Fig. 6: The diagram shows the departmental distribution of 100 medical records used for assessing interpretability, sourced from a total of 22 departments. There is a greater number of records from Oncology, Hematology, and Cardiology, while fewer records come from Neurosurgery, Neurology, and Ophthalmology.

We recorded the coding accuracy and speed across the three scenarios, as illustrated in Fig 8 and 9. For novice coders, coding with the assistance of our system resulted in accuracy improvements of 6.66% and 8.65% compared to using the MSMN method and coding independently, respectively. Additionally, their coding speed increased by 26.02% and 34.15% under the same conditions. These enhancements in both accuracy and speed are notably significant. For intermediate coders, coding with our system yielded accuracy improvements of 3.30% and 3.35% over the MSMN method and independent coding, respectively. Although their accuracy performance was relatively higher to begin with, making the gains less pronounced, the increases in coding speed were substantial, with improvements of 33.00% and 37.38%.

Because the overall coding accuracy of intermediate coders is higher than that of novice coders, we invited intermediate coders to assess the level of support for each evidence set by MKE-Coder corresponding to the relevant ICD code. We set three levels: fully supported, partially supported, and unable to be supported (Fig 7 (a)).

- **Fully supported:** The evidence fully supports the recommended coding, allowing ICD coders to trust its accuracy, skip reviewing the entire medical record, and enhance coding efficiency.
- **Partially supported:** Partially supported: Some axes of the recommended code are backed by evidence, but others lack support and need further confirmation. Coders can focus on verifying specific axes to improve efficiency.
- **Unable to support:** Unable to support: Insufficient evidence in the set hinders determining the recommended code’s accuracy. Coders must review the entire medical record or seek additional sources to ensure coding correctness and completeness.

The pie chart in Fig 7 (b) compares the scores of evidence retrieved before and after undergoing reliability assessment by the Clinical-Simbert model.

On the pie chart on the right in Fig 7 (b), we can see the level of support for each evidence set by MKE-Coder for the corresponding ICD code, as evaluated by ICD coders. It shows that almost half of the evidence set can fully support the corresponding ICD code, leading to a significant improvement in coding efficiency. Additionally, nearly half of the evidence set can partially support the recommended ICD code, allowing ICD coders to focus on finding evidence for the remaining aspects lacking supporting evidence. Finally, only 3.84% of the evidence set is invalid. ICD coders believe that providing evidence makes them trust and accept MKE-Coder more. Even if the evidence

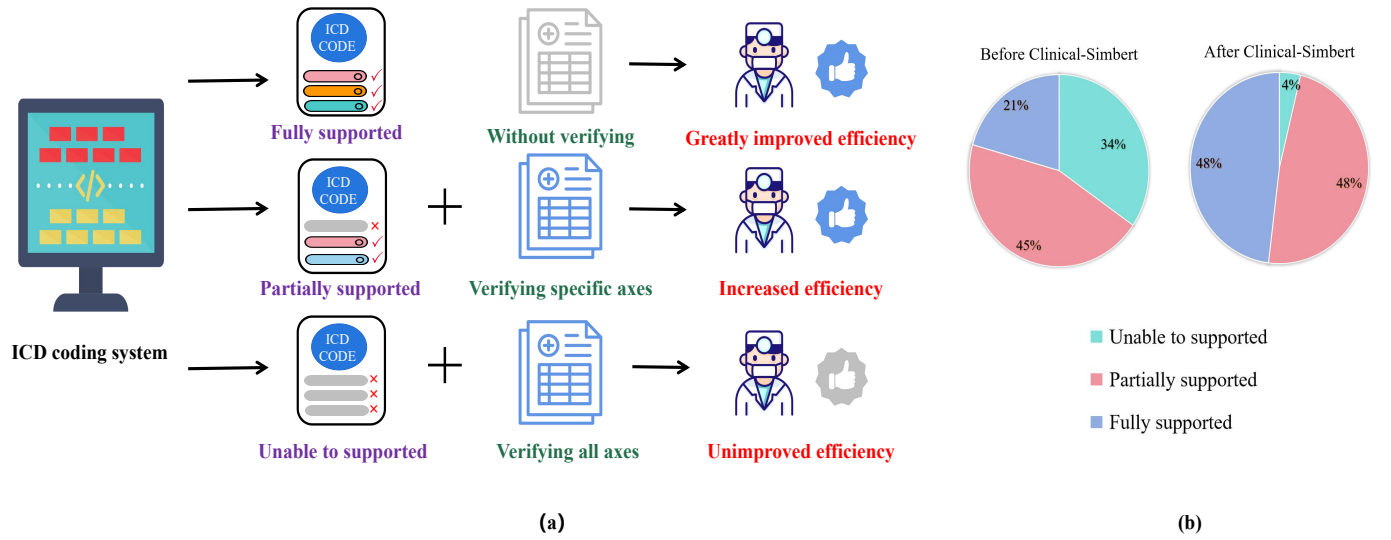


Fig. 7: Interpretability assessment results of evidence set for the recommended ICD code on 100 Chinese EMRs by ICD coders. (a) The graph provides visual explanations for the three levels of support; (b) The pie chart above compares the scores of evidence retrieved before and after undergoing reliability assessment by the Clinical-Simbert model, based on the level of support for the central knowledge axes of the recommended codes.

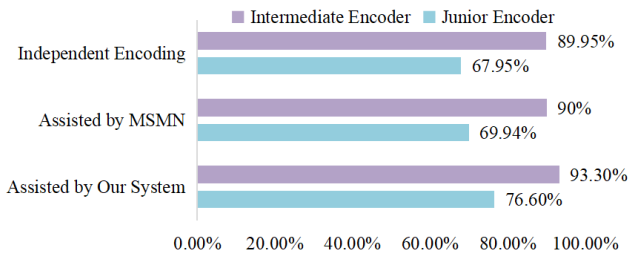


Fig. 8: The coding accuracy results of junior coders and intermediate coders in three scenarios based on 100 medical records.

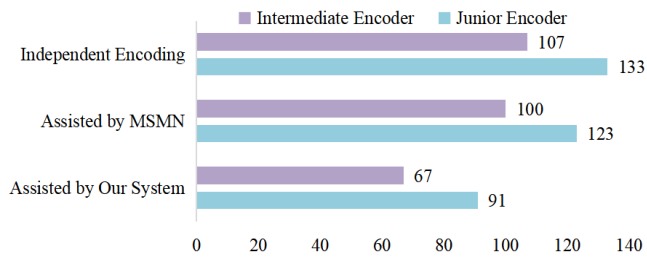


Fig. 9: The coding speed results (in seconds) of junior coders and intermediate coders in three scenarios based on 100 medical records.

is wrong, they can understand why they were wrong and have a higher tolerance for mistakes.

On the other hand, to evaluate the effectiveness of the Clinical-Simbert model for evidence assessment, we asked ICD coders to mark the supporting degree of each evidence set before assessment, and the results are represented by the left pie chat in Fig 7 (b). By comparing the two pie chats, it can be observed that after the evaluation by the Clinical-Simbert model, the levels of "fully supported" and "partially supported" evidence increased by 27% and 3% respectively, while the level of "unable to supported" significantly decreased by 31%. This demonstrates that our Clinical-Simbert model can effectively evaluate the relevance of evidence and corresponding knowledge under the axes of candidate ICD codes, greatly aiding in the provision of valid

evidence.

V. CONCLUSION

In this paper, we address shortcomings in existing methods for automatic ICD coding on Chinese EMRs, which have failed to extract disease code-related information effectively and have neglected the critical multi-axial knowledge fundamental to the ICD coding hierarchy. Consequently, the accuracy and interpretability of the Chinese ICD coding system have been compromised. To overcome these limitations, we introduce a novel framework MKE-Coder.

Drawing inspiration from the coarse-to-fine classification strategy under the multi-axial knowledge of the ICD codes system and the principles of evidence-based medicine, we developed an evidence retrieval and evaluation module to identify a reliable evidence set for the recommended ICD code. We employed the prompt tuning method to determine whether the candidate ICD code can be fully supported by the evidence set. The experimental results demonstrate that our method has achieved state-of-the-art performance and excellent interpretability. In the practical evaluation of our method within simulated real coding scenarios, it has been demonstrated that our approach significantly aids coders in enhancing both their coding accuracy and speed.

Our work addresses the shortcomings in previous research regarding the automatic ICD coding of Chinese electronic medical records. It significantly improves the acceptance of frontline coding personnel towards the Chinese automatic ICD coding system. This work holds great value in both research and practical application scenarios.

REFERENCES

- [1] Soha Sadat Mahdi, Nikos Deligiannis, and Hichem Sahli. A review of deep learning methods for automated clinical coding. In *2023 15th International Conference on Computer and Automation Engineering (ICCAE)*, pages 35–39. IEEE, 2023.
- [2] Jiabao Xu, Xuefeng Xi, Jie Chen, Victor S Sheng, Jieming Ma, and Zhiming Cui. A survey of deep learning for electronic health records. *Applied Sciences*, 12(22):11709, 2022.
- [3] Chenwei Yan, Xiangling Fu, Xien Liu, Yuanqiu Zhang, Yue Gao, Ji Wu, and Qiang Li. A survey of automated international classification of diseases coding: development, challenges, and applications. *Intelligent Medicine*, 2(03):161–173, 2022.
- [4] Shaoxiong Ji, Matti Hölttä, and Pekka Marttinen. Does the magic of bert apply to medical code assignment? a quantitative study. *Computers in Biology and Medicine*, 139:104998, 2021.
- [5] Zheng Yuan, Chuanqi Tan, and Songfang Huang. Code synonyms do matter: Multiple synonyms matching network for automatic icd coding. *arXiv preprint arXiv:2203.01515*, 2022.
- [6] Xinhang Li, Xiangyu Zhao, Yong Zhang, and Chunxiao Xing. Towards automatic icd coding via knowledge enhanced multi-task learning. In *Proceedings of the 32nd ACM International Conference on Information and Knowledge Management*, pages 1238–1248, 2023.
- [7] Alistair EW Johnson, Tom J Pollard, Lu Shen, Li-wei H Lehman, Mengling Feng, Mohammad Ghassemi, Benjamin Moody, Peter Szolovits, Leo Anthony Celi, and Roger G Mark. Mimic-iii, a freely accessible critical care database. *Scientific data*, 3(1):1–9, 2016.
- [8] Yuzhou Wu, Xuechen Chen, Xin Yao, Yongang Yu, and Zhigang Chen. Hyperbolic graph convolutional neural network with contrastive learning for automated icd coding. *Computers in Biology and Medicine*, 168:107797, 2024.
- [9] Junyu Luo, Xiaochen Wang, Jiaqi Wang, Aofei Chang, Yaqing Wang, and Fenglong Ma. Corelation: Boosting automatic icd coding through contextualized code relation learning. *arXiv preprint arXiv:2402.15700*, 2024.
- [10] Geunyeong Jeong, Seokwon Jeong, Juoh Sun, and Harksoo Kim. Bridging the code gap: A joint learning framework across medical coding systems. In *Proceedings of the 2024 Joint International Conference on Computational Linguistics, Language Resources and Evaluation (LREC-COLING 2024)*, pages 2520–2525, 2024.
- [11] Izet Masic, Milan Miokovic, and Belma Muhamedagic. Evidence based medicine—new approaches and challenges. *Acta Informatica Medica*, 16(4):219, 2008.
- [12] Jennifer A Swanson, DeLaine Schmitz, and Kevin C Chung. How to practice evidence-based medicine. *Plastic and reconstructive surgery*, 126(1):286–294, 2010.
- [13] Anthony K Akobeng. Principles of evidence based medicine. *Archives of disease in childhood*, 90(8):837–840, 2005.
- [14] Timo Schick and Hinrich Schütze. Exploiting cloze questions for few shot text classification and natural language inference. *arXiv preprint arXiv:2001.07676*, 2020.
- [15] Xiao Liu, Yanan Zheng, Zhengxiao Du, Ming Ding, Yujie Qian, Zhilin Yang, and Jie Tang. Gpt understands, too. *arXiv preprint arXiv:2103.10385*, 2021.
- [16] Zhichao Yang, Shufan Wang, Bhanu Pratap Singh Rawat, Avijit Mitra, and Hong Yu. Knowledge injected prompt based fine-tuning for multi-label few-shot icd coding. In *Proceedings of the Conference on Empirical Methods in Natural Language Processing. Conference on Empirical Methods in Natural Language Processing*, volume 2022, page 1767. NIH Public Access, 2022.
- [17] Petar Veličković, Guillem Cucurull, Arantxa Casanova, Adriana Romero, Pietro Lio, and Yoshua Bengio. Graph attention networks. *arXiv preprint arXiv:1710.10903*, 2017.
- [18] Jie Zhou, Ganqu Cui, Shengding Hu, Zhengyan Zhang, Cheng Yang, Zhiyuan Liu, Lifeng Wang, Changcheng Li, and Maosong Sun. Graph neural networks: A review of methods and applications. *AI open*, 1:57–81, 2020.
- [19] Zonghan Wu, Shirui Pan, Fengwen Chen, Guodong Long, Chengqi Zhang, and S Yu Philip. A comprehensive survey on graph neural networks. *IEEE transactions on neural networks and learning systems*, 32(1):4–24, 2020.
- [20] Xin Zheng, Yi Wang, Yixin Liu, Ming Li, Miao Zhang, Di Jin, Philip S Yu, and Shirui Pan. Graph neural networks for graphs with heterophily: A survey. *arXiv preprint arXiv:2202.07082*, 2022.
- [21] Chuxu Zhang, Dongjin Song, Chao Huang, Ananthram Swami, and Nitesh V Chawla. Heterogeneous graph neural network. In *Proceedings of the 25th ACM SIGKDD international conference on knowledge discovery & data mining*, pages 793–803, 2019.
- [22] Ines Chami, Zhitao Ying, Christopher Ré, and Jure Leskovec. Hyperbolic graph convolutional neural networks. *Advances in neural information processing systems*, 32, 2019.
- [23] Yuning You, Tianlong Chen, Yongduo Sui, Ting Chen, Zhangyang Wang, and Yang Shen. Graph contrastive learning with augmentations. *Advances in neural information processing systems*, 33:5812–5823, 2020.
- [24] Matús Falis, Hang Dong, Alexandra Birch, and Beatrice Alex. Horses to zebras: ontology-guided data augmentation and synthesis for icd-9 coding. In *Proceedings of the 21st Workshop on Biomedical Language Processing*. Association for Computational Linguistics, 2022.
- [25] Xipeng Qiu, Tianxiang Sun, Yige Xu, Yunfan Shao, Ning Dai, and Xuanjing Huang. Pre-trained models for natural language processing: A survey. *Science China Technological Sciences*, 63(10):1872–1897, 2020.
- [26] Shaoxiong Ji, Matti Hölttä, and Pekka Marttinen. Does the magic of bert apply to medical code assignment? a quantitative study. *Computers in Biology and Medicine*, 139:104998, 2021.
- [27] Zachariah Zhang, Jingshu Liu, and Narges Razavian. Bert-xml: Large scale automated icd coding using bert pretraining. *arXiv preprint arXiv:2006.03685*, 2020.
- [28] Damian Pascual, Sandro Luck, and Roger Wattenhofer. Towards bert-based automatic icd coding: Limitations and opportunities. *arXiv preprint arXiv:2104.06709*, 2021.
- [29] Arash Afkanpour, Shabir Adeel, Hansenclever Bassani, Arkady Epshteyn, Hongbo Fan, Isaac Jones, Mahan Malihi, Adrian Nauth, Raj Sinha, Sanjana Woonna, et al. Bert for long documents: A case study of automated icd coding. *arXiv preprint arXiv:2211.02519*, 2022.
- [30] Iz Beltagy, Matthew E Peters, and Arman Cohan. Longformer: The long-document transformer. *arXiv preprint arXiv:2004.05150*, 2020.
- [31] Gonçalo Gomes, Isabel Coutinho, and Bruno Martins. Accurate and well-calibrated icd code assignment through attention over diverse label embeddings. *arXiv preprint arXiv:2402.03172*, 2024.
- [32] Hugo Silva, Vítor Duque, Mário Macedo, and Mateus Mendes. Aiding icd-10 encoding of clinical health records using improved text cosine similarity and plm-icd. *Algorithms*, 17(4):144, 2024.
- [33] Teven Le Scao and Alexander M Rush. How many data points is a prompt worth? *arXiv preprint arXiv:2103.08493*, 2021.
- [34] Tianyu Gao, Adam Fisch, and Danqi Chen. Making pre-trained language models better few-shot learners. *arXiv preprint arXiv:2012.15723*, 2020.
- [35] Timo Schick and Hinrich Schütze. It’s not just size that matters: Small language models are also few-shot learners. *arXiv preprint arXiv:2009.07118*, 2020.
- [36] Zhichao Yang, Sunjae Kwon, Zonghai Yao, and Hong Yu. Yang et al. transformed the multi-label classification task into an autoregressive generation task and developed a cross-attention reranker with prompts to incorporate previous state-of-the-art (sota) and the best few-shot coding predictions. In *Proceedings of the AAAI Conference on Artificial Intelligence*, volume 37, pages 5366–5374, 2023.
- [37] Marcel Wever, Alexander Tornede, Felix Mohr, and Eyke Hüllermeier. Libre: Label-wise selection of base learners in binary relevance for multi-label classification. In *Advances in Intelligent Data Analysis XVIII: 18th International Symposium on Intelligent Data Analysis, IDA 2020, Konstanz, Germany, April 27–29, 2020, Proceedings 18*, pages 561–573. Springer, 2020.
- [38] Andres Marzal and Enrique Vidal. Computation of normalized edit distance and applications. *IEEE transactions on pattern analysis and machine intelligence*, 15(9):926–932, 1993.
- [39] Tomas Mikolov, Kai Chen, Greg Corrado, and Jeffrey Dean. Efficient estimation of word representations in vector space. *arXiv preprint arXiv:1301.3781*, 2013.
- [40] Carol J Buck. *2017 ICD-10-CM Hospital Professional Edition-E-Book*. Elsevier Health Sciences, 2016.
- [41] Jianlin Su. Simbert: Integrating retrieval and generation into bert. Technical report, 2020.
- [42] Xiang Lisa Li and Percy Liang. Prefix-tuning: Optimizing continuous prompts for generation. *arXiv preprint arXiv:2101.00190*, 2021.
- [43] Brian Lester, Rami Al-Rfou, and Noah Constant. The power of scale for parameter-efficient prompt tuning. *arXiv preprint arXiv:2104.08691*, 2021.
- [44] Colin Raffel, Noam Shazeer, Adam Roberts, Katherine Lee, Sharan Narang, Michael Matena, Yanqi Zhou, Wei Li, Peter J Liu, et al. Exploring the limits of transfer learning with a unified text-to-text transformer. *J. Mach. Learn. Res.*, 21(140):1–67, 2020.

- [45] Shengding Hu, Ning Ding, Huadong Wang, Zhiyuan Liu, Juanzi Li, and Maosong Sun. Knowledgeable prompt-tuning: Incorporating knowledge into prompt verbalizer for text classification. *arXiv preprint arXiv:2108.02035*, 2021.
- [46] Thanh Vu, Dat Quoc Nguyen, and Anthony Nguyen. A label attention model for icd coding from clinical text. *arXiv preprint arXiv:2007.06351*, 2020.