

# FIND: Fine-grained Information Density Guided Adaptive Retrieval-Augmented Generation for Disease Diagnosis

Mingyi Jia<sup>1</sup>, Junwen Duan<sup>1\*</sup>, Yan Song<sup>2</sup>, Jianxin Wang<sup>1</sup>,

<sup>1</sup>Hunan Provincial Key Lab on Bioinformatics,

School of Computer Science and Engineering, Central South University

<sup>2</sup>University of Science and Technology of China,

{jjiamingyi, jwduan}@csu.edu.cn, clkson@gmail.com, jxwang@mail.csu.edu.cn

## Abstract

Retrieval-Augmented Large Language Models (LLMs), which integrate external knowledge into LLMs, have shown remarkable performance in various medical domains, including clinical diagnosis. However, existing RAG methods struggle to effectively assess task difficulty to make retrieval decisions, thereby failing to meet the clinical requirements for balancing efficiency and accuracy. So in this paper, we propose FIND (**F**ine-grained **I**nformation **D**ensity Guided Adaptive RAG), a novel framework that improves the reliability of RAG in disease diagnosis scenarios. FIND incorporates a fine-grained adaptive control module to determine whether retrieval is necessary based on the information density of the input. By optimizing the retrieval process and implementing a knowledge filtering module, FIND ensures that the retrieval is better suited to clinical scenarios. Experiments on three Chinese electronic medical record datasets demonstrate that FIND significantly outperforms various baseline methods, highlighting its effectiveness in clinical diagnosis tasks.

## 1 Introduction

Large Language Models (LLMs) (Achiam et al., 2023; Saab et al., 2024) have shown exceptional performance in various medical tasks, including clinical diagnosis (Zhou et al., 2024). However, their adoption in high-stakes areas is hindered by challenges such as hallucination, where models generate plausible but incorrect information (Maynez et al., 2020; Huang et al., 2023b), and the resource-intensive nature of updating their knowledge base (Zhang et al., 2023b; Kasai et al., 2024). Retrieval-augmented generation (RAG) (Lewis et al., 2020) has emerged as a potential solution, reducing hallucinations and ensuring up-to-date information by integrating trustworthy documents.

\* Corresponding Author. Email: jwduan@csu.edu.cn.

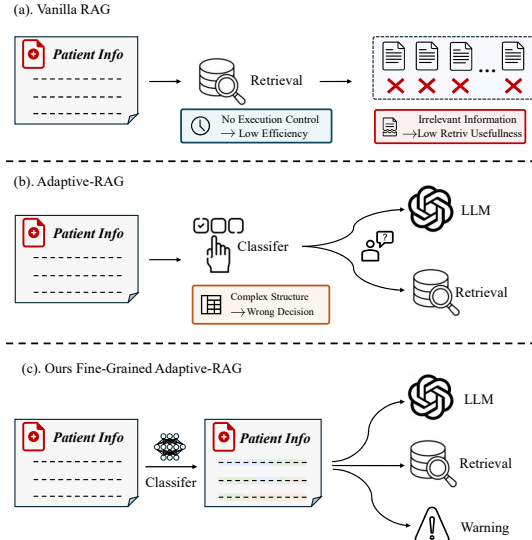


Figure 1: Illustration of three different RAG paradigms for solving clinical diagnosis task.

Despite its promise, applying RAG to clinical diagnostics presents unique challenges. In real-world medical scenarios, balancing efficiency and accuracy is crucial. While LLMs can accurately diagnose simple or well-defined problems without retrieval, traditional RAG methods, which retrieve information for every query, incur unnecessary computational costs and risk misleading LLM reasoning with irrelevant data (Figure 1.a).

To address these issues, researchers have proposed the Adaptive-RAG paradigm (Jeong et al., 2024; Su et al., 2024; Yao et al., 2024), which performs retrieval only when necessary through specific input judgment conditions or smaller classification models. However, existing Adaptive-RAG methods face limitations (Figure 1.b). First, relying solely on LLM outputs to decide retrieval is superficial, as LLMs are prone to hallucinations (Yona et al., 2024; Yao et al., 2024) and may confidently generate incorrect content despite lacking relevant knowledge (Huang et al., 2023a; Xu et al., 2024).

Second, while training small classification models to evaluate queries is feasible, they struggle with long, complex, and redundant input contexts. These models often fail to accurately capture query structures and distinctions, exhibiting biases toward query length or phrasing.

Unlike single-hop or multi-hop question-answering tasks, disease diagnosis tasks cannot directly retrieve the correct answer in a single step. Instead, they require progressively narrowing down the most likely disease by assessing the relevance between patient information and knowledge base documents. This necessitates that retrieval information must be both critical and useful; otherwise, irrelevant data may lead to retrieval failure. Additionally, the input for disease diagnosis tasks, often lengthy and semantically discontinuous, makes it challenging to directly retrieve matching documents from knowledge bases. Most existing adaptive-RAG methods overly focus on whether to perform retrieval, neglecting the filtering of retrieval information and optimization of the retrieval process, resulting in suboptimal performance for disease diagnosis tasks.

To address these issues, we propose FIND (Fine-Grained Information Density Guided Adaptive RAG), a novel framework that improves the reliability of RAG in disease diagnosis scenarios. As illustrated in Figure 2, Our framework incorporates a fine-grained adaptive control module to determine whether retrieval is necessary based on the information density of the input. This module segments long and complex input into fine-grained units and trains a classifier to predict the importance of each unit. Based on the classification results, we calculate the information density of the input and decide whether retrieval is necessary. Additionally, we introduce a differential diagnosis guided knowledge filtering module to enhance the quality of the retrieval process by filtering out irrelevant information and retaining the most useful documents.

Our main contributions are as follows:

- We propose FIND, a framework for adaptive retrieval-augmented disease diagnosis without the need for tuning backbone LLMs.
- We designed a novel data annotation methodology that employs masking operations to elicit varied responses from LLMs, thereby acquiring label information. Concurrently, we have optimized the retrieval process to better

accommodate clinical scenarios with complex context.

- We conducted extensive experiments on three Chinese EMR datasets to demonstrate the effectiveness of our FIND framework.

## 2 Related Work

### 2.1 RAG in Clinical Disease Diagnosis

To improve diagnostic accuracy, model reliability, and reduce hallucination issues without retraining, recent studies widely adopt Retrieval-Augmented Generation (RAG) to integrate external medical knowledge (Wen et al., 2023; Wu et al., 2024; Shi et al., 2023; Thompson et al., 2023; Zhao et al., 2024b). Most research uses basic retrieval methods (Ge et al., 2024; Shi et al., 2023; Zhang et al., 2023a; Zhao et al., 2024b; Oniani et al., 2024), typically leveraging embedding models to encode external knowledge and task queries into vector representations. Relevant knowledge is retrieved via vector similarity and used in LLMs through tailored prompts for diagnosis generation. Besides, knowledge graphs are also widely employed (Wen et al., 2023; Wu et al., 2024; Gao et al., 2023).

### 2.2 Adaptive-RAG

Adaptive Retrieval-Augmented Generation (RAG) dynamically determines whether a large language model (LLM) requires external knowledge retrieval to mitigate inaccuracies. FLARE (Jiang et al., 2023b) and DRAGIN (Su et al., 2024) activate search engines when the LLM generates low-confidence tokens. Wang et al. (Wang et al., 2024a) use a prompting mechanism for LLMs to autonomously decide on retrieval. Self-Awareness-Guided Generation (Wang et al., 2023b) trains a classifier to assess output authenticity, while Adaptive-RAG (Jeong et al., 2024) evaluates query complexity to determine retrieval necessity. Mallen et al. (Mallen et al., 2023) propose activating retrieval based on entity frequency in queries, though this may fail for complex, multi-step reasoning tasks. Asai et al. introduce Self-RAG (Asai et al., 2023), which trains a model to dynamically retrieve, critique, and generate text.

## 3 Methods

In this section, we first present the formal definition of disease diagnosis task and the task settings for adaptive-RAG-based disease diagnosis. Then we

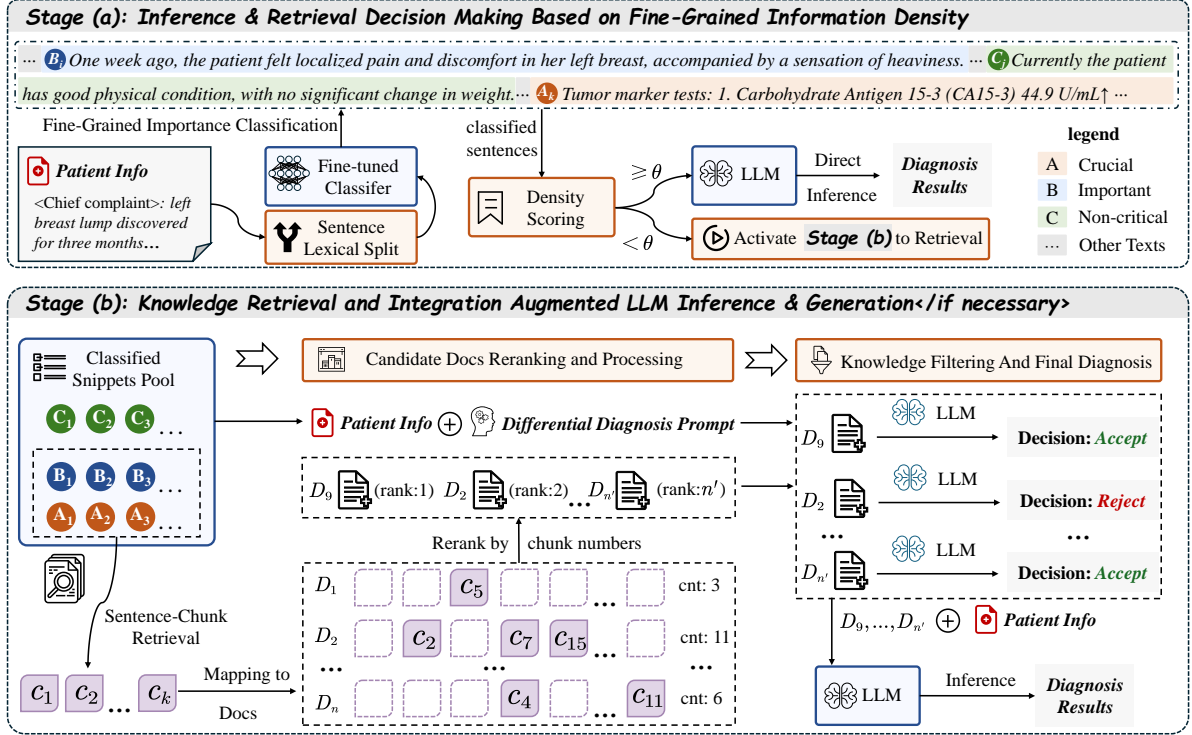


Figure 2: The overall architecture of our proposed framework FIND. FIND consists of two stages. Stage(a) involves inference & Retrieval Decision Making Based on Fine-Grained Information Density. Stage (b) focuses on knowledge retrieval and integration. Note that Stage (b) is activated only when the score computed in Stage (a) falls below a predefined threshold.

will introduce the details of each components of our proposed FIND framework.

### 3.1 Preliminaries

**Direct Disease Diagnosis via LLM:** Let LLM denote a large language model that maps an input token sequence  $\mathbf{x} = [x_1, x_2, \dots, x_n]$  to an output sequence  $\mathbf{y} = [y_1, y_2, \dots, y_n]$ , formalized as  $\mathbf{y} = \text{LLM}(\mathbf{x})$ . For disease diagnosis,  $\mathbf{x}$  represents patient information  $\mathcal{Q}$ , and  $\mathbf{y}$  corresponds to the generated diagnosis  $\hat{a}$ :  $\mathcal{Q} = \mathbf{x}$  and  $\hat{a} = \mathbf{y}$ .

**RAG-based Disease Diagnosis:** External knowledge  $d$ , containing clinical information, is retrieved from a source  $\mathcal{D}$  (e.g., encyclopedia, knowledge base, or graph) using a retrieval model Retriever. This process is formalized as  $d = \text{Retriever}(\mathcal{Q}; \mathcal{D})$ , where  $d \in \mathcal{D}$ .

**Adaptive-RAG-based Disease Diagnosis:** Proposed by (Jeong et al., 2024), this method employs a classifier Classifier to evaluate query complexity:  $o = \text{Classifier}(q)$ . Based on  $o$ , the retrieval function is selectively activated.

### 3.2 Fine-grained Adaptive Control Module

We propose a fine-grained adaptive control paradigm. In this section, we first describe the adaptive mechanism of our framework (Figure 2-Stage(a)), followed by the strategy for generating training data (Figure 3).

#### 3.2.1 Fine-grained Information Density Assessment

While smaller models can assess query complexity and make retrieval decisions (Jeong et al., 2024), they are limited to short, simple inputs (e.g., single or multi-hop QA tasks). Medical diagnostic tasks, however, involve long, complex contexts with extensive information. Standard-sized language models struggle to process such inputs fully, risking biases (e.g., relying on document length or term frequency) rather than understanding structure. Training larger models (e.g., (Asai et al., 2023)) for this purpose is costly and contradicts our goal of tuning-free RAG solutions.

To address this, we segment long and complex input  $\mathcal{Q}$  into fine-grained units (in this paper we use sentences):  $\mathcal{Q} = \{s_i\}_{i=1}^n$  and then train a language model Classifier to predict each unit's importance

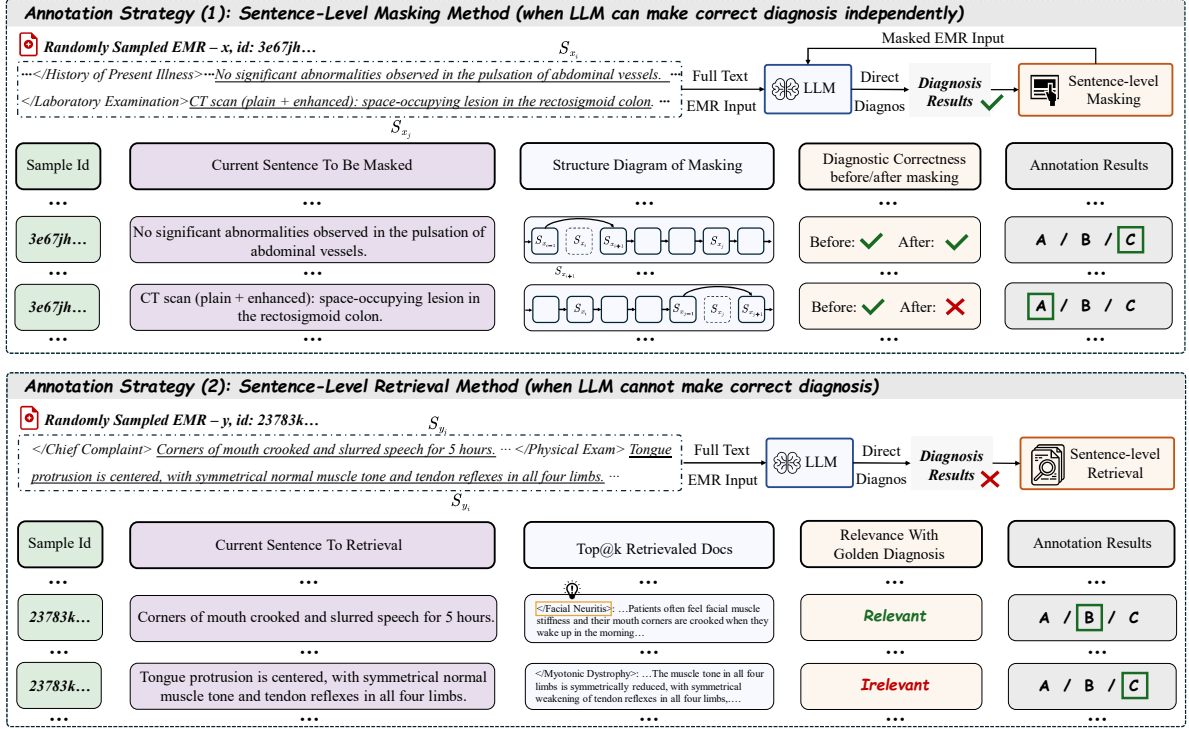


Figure 3: Details of our proposed annotation strategy. During the annotation process, we adopt different annotation strategies based on the responses generated by the LLM.

individually.

$$p_i = \text{Classifier}(s_i) \quad \forall i \in \{1, 2, \dots, n\} \quad (1)$$

This approach simplifies the task of understanding long documents by converting it into a sentence-level text understanding task, avoiding the limitations of directly modeling entire documents with small language models. Following (Jeong et al., 2024), each segmented text unit  $s_i$  is assigned one of three labels  $\{A, B, C\}$ . Here, A denotes critical importance for diagnostic decision-making, B indicates usefulness as a retrieval source despite not directly yielding a correct result, and C marks irrelevance to diagnosis, allowing discarding during retrieval.

Based on the classification results, we calculate the information density of the current input  $\mathcal{Q}$  as follows:

$$I(\mathcal{Q}) = \sum_{i=1}^n \left( \alpha \cdot \mathbb{I}(l_i = A) + \beta \cdot \mathbb{I}(l_i = B) + \gamma \cdot \mathbb{I}(l_i = C) \right) \quad (2)$$

$$I_{\text{norm}}(\mathcal{Q}) = \frac{I(\mathcal{Q})}{\alpha \cdot n} \quad (3)$$

where  $l_i$  denotes the classification result of sentence  $s_i$ ,  $\alpha$ ,  $\beta$ , and  $\gamma$  are weights for the three category

labels, and  $\mathbb{I}(\cdot)$  is the indicator function returning 1 if the condition is true and 0 otherwise. The denominator  $\alpha \cdot n$  represents the information density when all sentences are classified as A, used for normalization.

If  $I_{\text{norm}}$  exceeds  $\theta_1$ , the information is sufficient for the LLM to independently diagnose. If  $I_{\text{norm}}$  lies between  $\theta_1$  and  $\theta_2$ , retrieval is activated. If  $I_{\text{norm}}$  falls below  $\theta_2$ , a warning signals insufficient information.

This approach determines retrieval necessity while filtering irrelevant information, enhancing retrieval quality and accuracy. By training a small classifier, these functions are achieved without additional computational overhead.

### 3.2.2 Automatic Annotation and Training Strategy

Due to the lack of annotated datasets meeting the aforementioned requirements, we propose a simple yet effective strategy for automatically constructing and annotating a training dataset.

Inspired by the Rationale paradigm in interpretability (Jiang et al., 2023a), we determine the importance of each segment by sequentially masking them. For a given input  $\mathcal{Q}$  (e.g., medical records or diagnostic questions) with the physi-

cian’s diagnostic result  $a$  as the golden label, we split  $Q$  into sentences  $Q = [s_1, s_2, \dots, s_n]$ . Each segment  $s_i$  is masked to obtain  $Q' = [s_1, s_2, \dots, s_{i-1}, s_{i+1}, \dots, s_n]$ . The LLM then performs diagnostic reasoning on both  $Q$  and  $Q'$ , yielding predictions:

$$\hat{a} = \text{LLM}(Q, \text{prompt}) \quad (4)$$

$$\hat{a}' = \text{LLM}(Q', \text{prompt}) \quad (5)$$

If  $\hat{a} \approx a$ , the model’s capability is sufficient. By comparing  $\hat{a}$  and  $\hat{a}'$ , we assess the importance of  $s_i$ . The annotation strategy is as follows:

(1).  $\hat{a} \approx a$ : If  $\hat{a}' = \hat{a}$ ,  $s_i$  is labeled C as non-critical. If  $\hat{a}'$  significantly changes, causing diagnostic errors,  $s_i$  is labeled A as crucial.

Notably, even if the LLM predicts correctly without  $s_i$ ,  $s_i$  may still provide supplementary information. To avoid losing important details (Sohn et al., 2024), we introduce an additional retrieval step for label = C. If  $s_i$  retrieves relevant information, its label is updated to B.

(2).  $\hat{a} \neq a$ : In this case, the LLM alone is unable to make an effective diagnosis, indicating the need to activate the retrieval augmentation module. Here, we use  $s_i$  as retrieval query and employ the BM25 retrieval method to query the knowledge base. If relevant content is retrieved,  $s_i$  is considered indirectly useful for diagnosis and is assigned the label  $label = B$ . Otherwise,  $s_i$  is deemed relatively unimportant and is assigned the label  $label = C$ .

Figure 3 shows the data annotation process. This automatic method generates a classification dataset from the LLM’s predictions, which trains a classifier. This approach ensures the model evaluates input text importance effectively, integrating only relevant information into the LLM, and mitigates the scarcity of medical annotated data by using model-generated labels instead of manual annotations.

### 3.3 RAG Pipeline for Complex Clinical Context

In this section, we introduce our proposed RAG pipeline tailored for complex clinical input contexts. Inspired by (Zhao et al., 2024a), we preprocess the documents in the knowledge base by segmenting them into chunks prior to retrieval. Specifically, we impose a length constraint on the chunks, using sentences as the minimal segmentation unit. Details can be found in appendix.

#### 3.3.1 Chunk-Sentence Level Knowledge Retrieval

Given an input query  $Q = \{s_i\}_{i=1}^n$  consisting of  $n$  sentences, our retrieval algorithm operates through two sequential phases: chunk-level retrieval and document-level reranking. The complete process can be formally described as follows:

For each sentence  $s_i \in Q$ , we use it as a query to retrieve the top- $m$  relevant chunks from the document collection. This is achieved by a retriever function `Retriever`, which maps a query  $s_i$  to a set of chunks  $\mathcal{C}_i = \{c_{i,k}\}_{k=1}^m$ , where  $c_{i,k}$  denotes the  $k$ -th chunk retrieved for query  $s_i$ . The retrieval process can be formally expressed as:

$$\mathcal{C}_i = \text{Retriever}(s_i, m) \quad \forall i \in \{1, 2, \dots, n\} \quad (6)$$

After processing all sentences in  $Q$ , we obtain a combined set of chunks  $\mathcal{C} = \bigcup_{i=1}^n \mathcal{C}_i$ .

Each chunk  $c \in \mathcal{C}$  is then mapped back to its original document  $\mathcal{D}_j \in \mathcal{D}$ . For each document  $\mathcal{D}_j$ , we maintain a score  $S_j$  that counts the number of chunks retrieved from it. Formally, the score  $S_j$  is computed as:

$$S_j = \sum_{c \in \mathcal{C}} \mathbb{I}(c \in \mathcal{D}_j) \quad (7)$$

where  $\mathbb{I}(\cdot)$  is the indicator function that returns 1 if  $c$  belongs to  $\mathcal{D}_j$  and 0 otherwise.

Finally, the documents are re-ranked based on their scores  $S_j$ , and the top- $k$  documents with the highest scores are selected as the final retrieval result. The ranked documents are denoted as:

$$\mathcal{D}^* = \{\mathcal{D}_{(1)}, \mathcal{D}_{(2)}, \dots, \mathcal{D}_{(k)}\}$$

where  $\mathcal{D}_{(l)}$  represents the document with the  $l$ -th highest score.

#### 3.3.2 Differential Diagnosis Guided Knowledge Filtering

Despite an optimized retrieval process, retrieved documents may not always be useful, particularly in clinical diagnosis tasks requiring complex reasoning and long contexts. To filter irrelevant information, retain useful documents, and leverage large language models (LLMs), we introduce a filtering algorithm inspired by **differential diagnosis** in clinical medicine. We design a prompt template `promptdiff` to guide the LLM in identifying conflicts between patient information (e.g., symptoms, medical history, examination results) and retrieved

documents, determining whether to retain a document.

Specifically, given a set of retrieved documents  $\mathcal{D}^* = \{\mathcal{D}_1, \mathcal{D}_2, \dots, \mathcal{D}_k\}$ , the filtering process is formalized as follows: For each document  $\mathcal{D}_i \in \mathcal{D}^*$ , the LLM evaluates whether the document supports the diagnosis based on  $\text{prompt}_{\text{diff}}$ . The filtering function  $V(\mathcal{Q}, \mathcal{D}_i, \text{prompt}_{\text{diff}})$  is defined as:

$$V(\mathcal{Q}, \mathcal{D}_i, \text{prompt}_{\text{diff}}) = \begin{cases} \text{True}, & \text{if } \langle \text{support} \rangle \\ \text{False}, & \text{otherwise} \end{cases} \quad (8)$$

where  $\langle \text{support} \rangle$  indicates that the LLM determines the document  $\mathcal{D}_i$  is critical and useful for the diagnosis. And the final set of filtered documents  $\mathcal{D}_{\text{filtered}}$  is obtained by retaining only the documents for which  $V(\cdot, \mathcal{D}_i, \cdot) = \text{True}$ :

$$\mathcal{D}_{\text{filtered}} = \{\mathcal{D}_i \in \mathcal{D}^* \mid V(\mathcal{Q}, \mathcal{D}_i, \text{prompt}_{\text{diff}}) = \text{True}\} \quad (9)$$

### 3.3.3 Knowledge Augmented Diagnosis Generation

The final RAG-based diagnosis process can be formulated as follows:

$$\text{Preds} = \text{LLM}(\mathcal{Q}, \mathcal{D}_{\text{filtered}}, \text{prompt}_{\text{rag}}) \quad (10)$$

where  $\text{prompt}_{\text{rag}}$  denotes the default RAG-based diagnosis prompt template.

## 4 Experimental Setup

### 4.1 Datasets

We evaluated our framework using three Chinese EMR datasets: CMEMR (Jia et al., 2025), ClinicalBench (Yan et al., 2024), and CMB-Clin (Wang et al., 2023a), to assess its ability in analyzing complex clinical information and making accurate diagnoses.

**CMEMR** (Jia et al., 2025) is derived from a Chinese medical website<sup>1</sup>, focusing on real-world clinical diagnosis challenges. **ClinicalBench** (Yan et al., 2024) includes data from Grade 3A hospitals in China, spanning various medical departments and diseases. **CMB-Clin** (Wang et al., 2023a) consists of 74 high-quality, complex EMRs, each containing multiple medical QA pairs.

For consistency with our task, we simplified the diverse medical tasks in ClinicalBench and CMB-Clin to focus solely on disease diagnosis.

<sup>1</sup> <https://bingli.iyyi.com/>

### 4.2 Baseline Methods

We compare our approach with three categories of methods:

**Non-Retrieval methods:** We include Chain-of-Thought (CoT) (Wei et al., 2022) and Atypical Prompting (Qin et al., 2024), a method designed for the medical domain that enhances reasoning by focusing on atypical factors like scenarios and symptoms.

**Vanilla-Retrieval methods:** Following (Su et al., 2024), we include three classic RAG methods: SR-RAG, FL-RAG, and FS-RAG. Details are in the appendix.

**Adaptive-Retrieval methods:** This paradigm improves retrieval flexibility and controllability by presetting conditions or introducing other models. We include Adaptive-RAG (Jeong et al., 2024), DRAGIN (Su et al., 2024), SEAKR (Yao et al., 2024), and RAG<sup>2</sup> (Sohn et al., 2024). Details are in Appendix A.

### 4.3 Evaluation Metric

Following (Fan et al., 2024), we use the International Classification of Diseases (ICD-10) (Percy et al., 1990) to standardize disease terminologies. We extract disease entities from diagnostic results and EMR labels, then perform fuzzy matching with a threshold of 0.5 to link them to ICD-10, creating normalized sets  $S_{\mathcal{D}}$  and  $S_{\mathcal{R}}$ . These sets are used to calculate Precision, Recall, and F1-score. Details are in Appendix C.

### 4.4 Implementation Details

We choose qwen2.5-7B-instruct as the backbone model for inference in our experiments by default. For the classifier we choose Mengzi-T5-base (Zhang et al., 2021). During retrieval we use BM25 as default retriever. For the external knowledge corpus we use CMKD (Clinical Medicine Knowledge Database)<sup>2</sup>. Detailed settings of each module and hyperparameters are provided in Appendix B.

## 5 Results and Analyses

### 5.1 Overall Performance

Our experiments evaluate the framework against baselines on three Chinese EMR datasets. Table 1 highlights key findings: (1) Our framework significantly outperforms Non-Retrieval methods, demon-

<sup>2</sup> <http://cmkd.juhe.com.cn/>

Method	CMEMR			ClinicalBench			CMB-Clin		
	P	R	F1	P	R	F1	P	R	F1
<b>Non-Retrieval Methods</b>									
Direct	48.55	46.81	47.66	43.48	34.31	38.35	70.83	41.12	52.04
CoT	49.09	<b>48.56</b>	<u>48.82</u>	44.12	34.09	38.46	68.03	42.27	52.14
Atypical Prompt	<u>49.68</u>	47.72	48.68	43.01	33.82	37.87	<u>70.83</u>	<u>44.73</u>	<u>54.83</u>
<b>Vanilla-Retrieval Method</b>									
SR-RAG	45.77	42.72	44.19	40.18	31.99	35.62	58.33	35.29	43.98
FL-RAG	46.96	43.27	45.04	42.84	32.78	37.14	69.44	42.02	52.36
FS-RAG	44.74	41.89	43.27	42.01	32.27	36.50	65.28	39.83	49.47
<b>Adaptive-Retrieval Method</b>									
DRAGIN	47.09	46.92	47.00	43.67	<u>35.54</u>	<u>39.19</u>	59.72	36.13	45.03
Adaptive-RAG	49.45	48.03	48.73	44.31	<u>35.02</u>	<u>39.12</u>	67.52	<b>44.83</b>	53.88
RAG <sup>2</sup>	47.13	44.34	45.69	42.43	34.57	38.10	58.33	35.29	43.98
SEAKR	47.37	45.90	46.62	40.66	33.13	36.51	59.60	34.34	43.57
FIND(ours)	<b>52.50</b>	<u>48.20</u>	<b>50.25</b>	<u>45.32</u>	<b>36.11</b>	<b>40.19</b>	<b>75.00</b>	43.90	<b>55.38</b>
<b>Ablation Study</b>									
w/o Classifier	51.57	47.21	49.29	43.52	35.18	38.91	70.83	43.59	53.97
w/o Retrieval	50.62	47.22	48.86	44.12	34.75	38.88	72.22	41.94	53.06
w/o Differential	49.39	46.55	47.93	45.03	35.88	39.94	66.67	39.02	49.23

Table 1: Experimental results on CMEMR, ClinicalBench and CMB-Clin datasets. Bold indicates the best performances and the second-best performances are underlined. *w/o* denotes the removal of the corresponding module in the ablation experiment.

strating the value of the RAG module. (2) Vanilla-retrieval methods do not consistently surpass Non-Retrieval methods, as uncontrolled retrieval often degrades performance, especially in challenging tasks. (3) Our approach outperforms other Adaptive-RAG methods, attributed to our fine-grained adaptive module and optimized retrieval process, which previous methods overlooked. (4) FIND shows stable performance across datasets, particularly excelling on CMEMR and ClinicalBench, highlighting its clinical diagnostic capability.

## 5.2 Analysis of Adaptive-Control Module

We validate the classifier in our Adaptive Control module by comparing it with Adaptive-RAG and RAG<sup>2</sup>. Figure 4 shows our classifier’s accuracy significantly surpasses the baselines, confirming our fine-grained approach better models complex clinical texts. The confusion matrix reveals label B is more often misclassified as label A, while label C is rarely misclassified, indicating challenges in distinguishing decisive from important information, thereby providing a direction for our future improvement efforts.

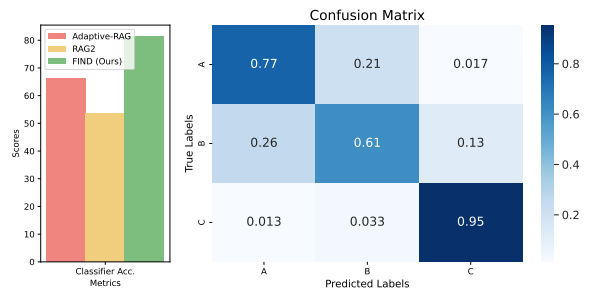


Figure 4: Classification accuracy comparison between FIND and other two baseline methods Adaptive-RAG (Jeong et al., 2024) and RAG<sup>2</sup> (Sohn et al., 2024). We also provide the confusion matrix across three labels (Right).

## 5.3 Ablation Study

We conducted an ablation study on the CMEMR dataset, with results shown at the bottom of Table 1. The findings indicate: (1) Removing the fine-grained adaptive module, chunk-sentence level knowledge retrieval module, or the differential diagnosis guided knowledge filtering module all degrade performance, highlighting their importance in handling complex clinical reasoning and re-

trieval tasks. (2) Removing both the fine-grained adaptive module and the chunk-sentence level knowledge retrieval module causes significant performance degradation. This is because, without the fine-grained adaptive module, many samples that the LLM could accurately diagnose independently are forced into retrieval, increasing the risk of irrelevant information leading to errors. Additionally, the low semantic correlation in clinical texts renders the knowledge retrieval module ineffective without the chunk-sentence level retrieval module, as it becomes nearly impossible to accurately match relevant documents.

### 5.3.1 The Effects of Different Retrievers

To further investigate our retrieval module design, we compared our method with other RAG methods using four retrievers: the sparse retriever BM25 (our default), and three dense retrievers: E5 (Wang et al., 2024b), BGE-m3 (Xiao et al., 2024), and CoROM (Long et al., 2022). Results in Table 2 show that our method achieves optimal and consistent performance across retrievers, demonstrating our retrieval module design and demonstrating the reduced retrieval difficulty due to the Fine-Grained Adaptive Module’s sentence-level classification and filtering.

Methods	bm25	BGE	E5	CoROM
SR-RAG	44.19	45.55	41.73	44.21
FL-RAG	45.04	46.94	43.21	44.26
FS-RAG	43.27	45.08	44.32	42.45
Adaptive-RAG	48.73	<b>49.65</b>	45.33	48.06
RAG <sup>2</sup>	45.69	42.80	46.64	44.97
DRAGIN	47.00	45.51	47.62	42.25
SEAKR	46.62	41.94	44.31	45.18
FIND(ours)	<b>50.25</b>	48.51	<b>49.12</b>	<b>50.73</b>

Table 2: Performance comparison (in F1-score) of using different retrievers on CMEMR dataset. Bold indicates the best performances.

### 5.3.2 Performance Analysis Across Different LLMs for Inference

Table 3 shows the performance of various reasoning LLMs on all held-out datasets. The reasoning capabilities of the LLMs significantly affect diagnostic performance in three aspects: 1) Model size: For the same Qwen2.5 model, increasing the size from 7B to 14B improves performance by 10% on the CMEMR dataset. 2) Model type: The proportion of pre-training data also significantly impacts the LLM’s reasoning abilities for specific language

tasks. Since our medical records are in Chinese, the Qwen series consistently outperforms the LLaMA series. 3) Instruction-following ability: Although FIND can be integrated seamlessly into any backbone LLM, its performance largely depends on the backbone LLM’s ability to follow instructions. This explains why ChatGLM3-6B, despite similar parameter sizes, performs noticeably worse than several other models.

Backbone	P	R	F1
Qwen2.5-7B	52.50	48.20	50.25
Qwen2.5-14B	<b>55.72</b>	<b>50.53</b>	<b>53.00</b>
Chatglm3-6B	41.33	32.13	36.15
Glm4-9B	43.46	42.51	42.98
Llama3-8B	46.77	38.83	42.43
Llama3.1-8B	45.67	47.59	46.61

Table 3: Performance comparison of different inference LLMs on CMEMR dataset. Bold indicates the best performances.

## 5.4 Case Study

Table 4 in Appendix D presents representative case studies demonstrating the practicality of our proposed FIND. The results show that FIND conducts fine-grained importance assessment of patient information, accurately determining if the current data suffices for diagnosis and initiating retrieval when appropriate. Unlike previous Adaptive-Retrieval methods, our approach warns when  $I_{norm}$  falls below a threshold, indicating potential diagnostic failure. This meets clinical requirements for balancing accuracy and reliability, highlighting practical significance.

## 6 Conclusion

In this paper, we proposed FIND, a novel framework that improves the reliability of RAG in disease diagnosis scenarios. Our framework incorporates a fine-grained adaptive control module to determine whether retrieval is necessary based on the information density of the input. By optimizing the retrieval process and implementing a knowledge filtering module, FIND ensures that the retrieval is better suited to clinical scenarios. Our experiments on three Chinese EMR datasets demonstrate the effectiveness of FIND in clinical diagnosis tasks. Future work may explore further optimization of the retrieval process and the application of FIND to other medical tasks.



## Limitations

Although our classification data annotation strategy is straightforward and effective, it still exhibits certain shortcomings in practical application. Due to the potential presence of repetitive content within the input patient information, LLMs may still arrive at a correct diagnosis even after masking a critical sentence. This can result in inaccurate annotation labels, necessitating manual inspection and revision on top of our proposed automatic annotation strategy. Moreover, clinical medical texts, particularly EMRs, often contain abbreviations, synonyms, and aliases. And the manner in which identical patient information is recorded can vary significantly among different physicians, leading to a high degree of inconsistency. This issue to some extent hampers the search accuracy of our retrieval system. In the future, we aim to explore more effective pre-processing strategies for medical texts to enhance retrieval quality.

## References

- Josh Achiam, Steven Adler, Sandhini Agarwal, Lama Ahmad, Ilge Akkaya, Florencia Leoni Aleman, Diogo Almeida, Janko Altschmidt, Sam Altman, Shyamal Anadkat, et al. 2023. Gpt-4 technical report. *arXiv preprint arXiv:2303.08774*.
- Akari Asai, Zeqiu Wu, Yizhong Wang, Avirup Sil, and Hannaneh Hajishirzi. 2023. Self-rag: Learning to retrieve, generate, and critique through self-reflection. *arXiv preprint arXiv:2310.11511*.
- Sebastian Borgeaud, Arthur Mensch, Jordan Hoffmann, Trevor Cai, Eliza Rutherford, Katie Millican, George Bm Van Den Driessche, Jean-Baptiste Lespiau, Bogdan Damoc, Aidan Clark, et al. 2022. Improving language models by retrieving from trillions of tokens. In *International conference on machine learning*, pages 2206–2240. PMLR.
- Zhihao Fan, Jialong Tang, Wei Chen, Siyuan Wang, Zhongyu Wei, Jun Xi, Fei Huang, and Jingren Zhou. 2024. Ai hospital: Interactive evaluation and collaboration of llms as intern doctors for clinical diagnosis. *arXiv preprint arXiv:2402.09742*.
- Yanjun Gao, Ruizhe Li, Emma Croxford, Samuel Tesch, Daniel To, John Caskey, Brian W Patterson, Matthew M Churpek, Timothy Miller, Dmitriy Dligach, et al. 2023. Large language models and medical knowledge grounding for diagnosis prediction. *medRxiv*, pages 2023–11.
- Jin Ge, Steve Sun, Joseph Owens, Victor Galvez, Oksana Gologorskaya, Jennifer C Lai, Mark J Pletcher, and Ki Lai. 2024. Development of a liver disease-specific large language model chat interface using retrieval augmented generation. *Hepatology*, pages 10–1097.
- Jie Huang, Xinyun Chen, Swaroop Mishra, Huaixiu Steven Zheng, Adams Wei Yu, Xinying Song, and Denny Zhou. 2023a. Large language models cannot self-correct reasoning yet. *arXiv preprint arXiv:2310.01798*.
- Lei Huang, Weijiang Yu, Weitao Ma, Weihong Zhong, Zhangyin Feng, Haotian Wang, Qianglong Chen, Weihua Peng, Xiaocheng Feng, Bing Qin, et al. 2023b. A survey on hallucination in large language models: Principles, taxonomy, challenges, and open questions. *ACM Transactions on Information Systems*.
- Soyeong Jeong, Jinheon Baek, Sukmin Cho, Sung Ju Hwang, and Jong C Park. 2024. Adaptive-rag: Learning to adapt retrieval-augmented large language models through question complexity. In *Proceedings of the 2024 Conference of the North American Chapter of the Association for Computational Linguistics: Human Language Technologies (Volume 1: Long Papers)*, pages 7029–7043.
- Mingyi Jia, Junwen Duan, Yan Song, and Jianxin Wang. 2025. [medikal: Integrating knowledge graphs as assistants of llms for enhanced clinical diagnosis on emrs](#). In *Proceedings of the 31st International Conference on Computational Linguistics, COLING 2025, Abu Dhabi, UAE, January 19-24, 2025*, pages 9278–9298. Association for Computational Linguistics.
- Han Jiang, Junwen Duan, Zhe Qu, and Jianxin Wang. 2023a. You only forward once: Prediction and rationalization in a single forward pass. *arXiv preprint arXiv:2311.02344*.
- Zhengbao Jiang, Frank F Xu, Luyu Gao, Zhiqing Sun, Qian Liu, Jane Dwivedi-Yu, Yiming Yang, Jamie Callan, and Graham Neubig. 2023b. Active retrieval augmented generation. In *Proceedings of the 2023 Conference on Empirical Methods in Natural Language Processing*, pages 7969–7992.
- Jungo Kasai, Keisuke Sakaguchi, Ronan Le Bras, Akari Asai, Xinyan Yu, Dragomir Radev, Noah A Smith, Yejin Choi, Kentaro Inui, et al. 2024. Realtime qa: what’s the answer right now? *Advances in Neural Information Processing Systems*, 36.
- Urvashi Khandelwal, Omer Levy, Dan Jurafsky, Luke Zettlemoyer, and Mike Lewis. 2019. Generalization through memorization: Nearest neighbor language models. *arXiv preprint arXiv:1911.00172*.
- Patrick Lewis, Ethan Perez, Aleksandra Piktus, Fabio Petroni, Vladimir Karpukhin, Naman Goyal, Heinrich Küttler, Mike Lewis, Wen-tau Yih, Tim Rocktäschel, et al. 2020. Retrieval-augmented generation for knowledge-intensive nlp tasks. *Advances in Neural Information Processing Systems*, 33:9459–9474.

- Dingkun Long, Qiong Gao, Kuan Zou, Guangwei Xu, Pengjun Xie, Rui Guo, Jianfeng Xu, Guanjun Jiang, Luxi Xing, and P. Yang. 2022. Multi-cpr: A multi domain chinese dataset for passage retrieval. In *Proceedings of the 45th International ACM SIGIR Conference on Research and Development in Information Retrieval*, SIGIR 22.
- Ilya Loshchilov and Frank Hutter. 2019. Decoupled weight decay regularization. In *7th International Conference on Learning Representations, ICLR 2019, New Orleans, LA, USA, May 6-9, 2019*. OpenReview.net.
- Alex Mallen, Akari Asai, Victor Zhong, Rajarshi Das, Daniel Khoshabi, and Hannaneh Hajishirzi. 2023. When not to trust language models: Investigating effectiveness of parametric and non-parametric memories. In *Proceedings of the 61st Annual Meeting of the Association for Computational Linguistics (Volume 1: Long Papers)*, pages 9802–9822.
- Joshua Maynez, Shashi Narayan, Bernd Bohnet, and Ryan McDonald. 2020. On faithfulness and factuality in abstractive summarization. In *Proceedings of the 58th Annual Meeting of the Association for Computational Linguistics*, pages 1906–1919.
- David Oniani, Xizhi Wu, Shyam Visweswaran, Sumit Kapoor, Shravan Kooragayalu, Katelyn Polanska, and Yanshan Wang. 2024. Enhancing large language models for clinical decision support by incorporating clinical practice guidelines. *arXiv preprint arXiv:2401.11120*.
- Constance Percy, Valerie van Holten, Calum S Muir, World Health Organization, et al. 1990. *International classification of diseases for oncology*. World Health Organization.
- Jeremy Qin, Bang Liu, and Quoc Nguyen. 2024. Enhancing healthcare llm trust with atypical presentations recalibration. In *Findings of the Association for Computational Linguistics: EMNLP 2024*, pages 2520–2537.
- Ori Ram, Yoav Levine, Itay Dalmedigos, Dor Muhlgay, Amnon Shashua, Kevin Leyton-Brown, and Yoav Shoham. 2023. In-context retrieval-augmented language models. *Transactions of the Association for Computational Linguistics*, 11:1316–1331.
- Khaled Saab, Tao Tu, Wei-Hung Weng, Ryutaro Tanno, David Stutz, Ellery Wulczyn, Fan Zhang, Tim Strother, Chunjong Park, Elahe Vedadi, et al. 2024. Capabilities of gemini models in medicine. *arXiv preprint arXiv:2404.18416*.
- Wenqi Shi, Yuchen Zhuang, Yuanda Zhu, Henry Iwinski, Michael Wattenbarger, and May Dongmei Wang. 2023. Retrieval-augmented large language models for adolescent idiopathic scoliosis patients in shared decision-making. In *Proceedings of the 14th ACM International Conference on Bioinformatics, Computational Biology, and Health Informatics*, pages 1–10.
- Jiwoong Sohn, Yein Park, Chanwoong Yoon, Sihyeon Park, Hyeon Hwang, Mujeen Sung, Hyunjae Kim, and Jaewoo Kang. 2024. Rationale-guided retrieval augmented generation for medical question answering. *arXiv preprint arXiv:2411.00300*.
- Weihang Su, Yichen Tang, Qingyao Ai, Zhijing Wu, and Yiqun Liu. 2024. Dragin: Dynamic retrieval augmented generation based on the real-time information needs of large language models. *arXiv preprint arXiv:2403.10081*.
- Will E Thompson, David M Vidmar, Jessica K De Freitas, John M Pfeifer, Brandon K Fornwalt, Ruijun Chen, Gabriel Altay, Kabir Manghnani, Andrew C Nelsen, Kellie Morland, et al. 2023. Large language models with retrieval-augmented generation for zero-shot disease phenotyping. *arXiv preprint arXiv:2312.06457*.
- Harsh Trivedi, Niranjana Balasubramanian, Tushar Khot, and Ashish Sabharwal. 2023. Interleaving retrieval with chain-of-thought reasoning for knowledge-intensive multi-step questions. In *Proceedings of the 61st Annual Meeting of the Association for Computational Linguistics (Volume 1: Long Papers)*, pages 10014–10037.
- Keheng Wang, Feiyu Duan, Peiguang Li, Sirui Wang, and Xunliang Cai. 2024a. Llm know what they need: Leveraging a missing information guided framework to empower retrieval-augmented generation. *arXiv preprint arXiv:2404.14043*.
- Liang Wang, Nan Yang, Xiaolong Huang, Binxing Jiao, Linjun Yang, Daxin Jiang, Rangan Majumder, and Furu Wei. 2024b. Text embeddings by weakly-supervised contrastive pre-training. *arXiv preprint arXiv:2212.03533*.
- Xidong Wang, Guiming Hardy Chen, Dingjie Song, Zhiyi Zhang, Zhihong Chen, Qingying Xiao, Feng Jiang, Jianquan Li, Xiang Wan, Benyou Wang, et al. 2023a. Cmb: A comprehensive medical benchmark in chinese. *arXiv preprint arXiv:2308.08833*.
- Yile Wang, Peng Li, Maosong Sun, and Yang Liu. 2023b. Self-knowledge guided retrieval augmentation for large language models. In *Findings of the Association for Computational Linguistics: EMNLP 2023*, pages 10303–10315.
- Jason Wei, Xuezhi Wang, Dale Schuurmans, Maarten Bosma, Fei Xia, Ed Chi, Quoc V Le, Denny Zhou, et al. 2022. Chain-of-thought prompting elicits reasoning in large language models. *Advances in neural information processing systems*, 35:24824–24837.
- Yilin Wen, Zifeng Wang, and Jimeng Sun. 2023. Mindmap: Knowledge graph prompting sparks graph of thoughts in large language models. *arXiv preprint arXiv:2308.09729*.
- Jiageng Wu, Xian Wu, and Jie Yang. 2024. Guiding clinical reasoning with large language models via knowledge seeds. *arXiv preprint arXiv:2403.06609*.

- Shitao Xiao, Zheng Liu, Peitian Zhang, Niklas Muenighoff, Defu Lian, and Jian-Yun Nie. 2024. C-pack: Packed resources for general chinese embeddings. In *Proceedings of the 47th international ACM SIGIR conference on research and development in information retrieval*, pages 641–649.
- Wenda Xu, Guanglei Zhu, Xuandong Zhao, Liangming Pan, Lei Li, and William Yang Wang. 2024. Perils of self-feedback: Self-bias amplifies in large language models. *arXiv e-prints*, pages arXiv–2402.
- Weixiang Yan, Haitian Liu, Tengxiao Wu, Qian Chen, Wen Wang, Haoyuan Chai, Jiayi Wang, Weishan Zhao, Yixin Zhang, Renjun Zhang, et al. 2024. Clinicalab: Aligning agents for multi-departmental clinical diagnostics in the real world. *arXiv preprint arXiv:2406.13890*.
- Zijun Yao, Weijian Qi, Liangming Pan, Shulin Cao, Linmei Hu, Weichuan Liu, Lei Hou, and Juanzi Li. 2024. Seakr: Self-aware knowledge retrieval for adaptive retrieval augmented generation. *arXiv preprint arXiv:2406.19215*.
- Gal Yona, Roei Aharoni, and Mor Geva. 2024. Can large language models faithfully express their intrinsic uncertainty in words? *arXiv preprint arXiv:2405.16908*.
- Haodi Zhang, Jiahong Li, Yichi Wang, and Yuanfeng Song. 2023a. Integrating automated knowledge extraction with large language models for explainable medical decision-making. In *2023 IEEE International Conference on Bioinformatics and Biomedicine (BIBM)*, pages 1710–1717. IEEE.
- Zhuosheng Zhang, Hanqing Zhang, Keming Chen, Yuhang Guo, Jingyun Hua, Yulong Wang, and Ming Zhou. 2021. *Mengzi: Towards lightweight yet ingenious pre-trained models for chinese*. *Preprint*, arXiv:2110.06696.
- Zihan Zhang, Meng Fang, Ling Chen, Mohammad-Reza Namazi-Rad, and Jun Wang. 2023b. How do large language models capture the ever-changing world knowledge? a review of recent advances. In *Proceedings of the 2023 Conference on Empirical Methods in Natural Language Processing*, pages 8289–8311.
- Qingfei Zhao, Ruobing Wang, Yukuo Cen, Daren Zha, Shicheng Tan, Yuxiao Dong, and Jie Tang. 2024a. Longrag: A dual-perspective retrieval-augmented generation paradigm for long-context question answering. In *Proceedings of the 2024 Conference on Empirical Methods in Natural Language Processing*, pages 22600–22632.
- Wenting Zhao, Zhongfen Deng, Shweta Yadav, and Philip S Yu. 2024b. Heterogeneous knowledge grounding for medical question answering with retrieval augmented large language model. In *Companion Proceedings of the ACM on Web Conference 2024*, pages 1590–1594.
- Shuang Zhou, Zidu Xu, Mian Zhang, Chunpu Xu, Yawen Guo, Zaifu Zhan, Sirui Ding, Jiashuo Wang, Kaishuai Xu, Yi Fang, et al. 2024. Large language models for disease diagnosis: A scoping review. *arXiv preprint arXiv:2409.00097*.

## A Details of Baseline Methods

In this section, we provide a detailed introduction to two categories of baseline methods, namely Vanilla-Retrieval methods and Adaptive-Retrieval methods, including their methodological descriptions and implementation details.

### A.1 Vanilla-Retrieval methods

**SR-RAG**(Single-round RAG): Relevant passages are retrieved from an external corpus based on the initial question. The retrieved passages are then added into the LLM’s input.

**FL-RAG**(Fixed Length RAG) (Khandelwal et al., 2019; Borgeaud et al., 2022; Ram et al., 2023): A multi-round retrieval augmentation method that triggers the retrieval module every n tokens. The tokens generated in the previous token window are utilized as the query.

**FS-RAG**(Fixed Sentence RAG) (Trivedi et al., 2023): A multi-round retrieval augmentation method that triggers the retrieval module every sentence. The last generated sentence are utilized as the query.

### A.2 Adaptive-Retrieval methods

**Adaptive-RAG** (Jeong et al., 2024) trains a filtering model with labels obtained from correctly answered queries with and without RAG.

**DRAGIN** (Su et al., 2024) evaluating the uncertainty of each token to activate the retrieval model. **SEAKR** (Yao et al., 2024) introduce self-aware uncertainty to decide whether activating the retrieval model based on its value.

**RAG<sup>2</sup>** (Sohn et al., 2024) does not incorporate a pre-retrieval judgment mechanism; instead, it trains a filtering model based on perplexity labels to filter the retrieved documents.

### A.3 Settings of Baseline Methods

To ensure a fair comparison, we implement all baseline methods using the same backbone LLM, retriever, and external knowledge corpus by default. For baseline methods that require training a classifier (RAG<sup>2</sup> (Sohn et al., 2024) and Adaptive-RAG (Jeong et al., 2024)), we adopt the same language model as used in our framework, namely Mengzi-T5-base (Zhang et al., 2021).

## B Implementation Details

### B.1 Details of External Knowledge Corpus

We employ the CMKD (Clinical Medicine Knowledge Database) as the external knowledge corpus. Knowledge documents for all 5,200 diseases were obtained from the official website. An example is provided in Chinese (Figure 5) and English (Figure 6) version. Following (Zhao et al., 2024a), we preprocess the documents in the knowledge base by segmenting them into chunks prior to retrieval.

Specifically, we impose a length constraint on the chunks, using sentences as the minimum segmentation unit. A sliding window is then applied to extend the context by merging overlapping content from the end of the previous sentence, thereby preventing semantic discontinuity at truncation points. Short chunks at the end of a document are merged with preceding chunks to ensure better semantic coherence. Furthermore, since the knowledge documents for each disease are inherently semi-structured, containing fixed fields such as "Etiology," "Clinical Manifestations," "Laboratory Tests," and "Other Auxiliary Examinations," we terminate the current chunk at the end of the text corresponding to each field during the segmentation process. By default, we set the chunk size to 200 words after segmenting the documents of CMKD.

### B.2 Details of the Classifier

We adopt Mengzi-T5-base (Zhang et al., 2021) as our base model of Classifier. Specifically, the classifier is trained using the epoch that shows the best performance until 100 training iterations from the validation set, with the learning rate of  $3e-5$  and the AdamW (Loshchilov and Hutter, 2019) as an optimizer. For the training data of the classifier, we sampled and annotated 5% of the EMR samples from each department across the three datasets. Note that these EMR samples used for training the classifier are excluded from the evaluation set during experiment.

### B.3 HyperParameters

During inference, we set the maximum generation length of the LLM to 256. To ensure reproducibility, we set `do_sample` to `False` by default.

When calculating the information density based on the classifier’s predictions, the weights  $\alpha$ ,  $\beta$ , and  $\gamma$  for labels A, B, and C are set to 1.0, 0.5, and 0.1,

respectively. The thresholds  $\theta_1$  and  $\theta_2$  are set to 0.6 and 0.3, respectively.

For the retrieval process, the number of chunks  $m$  retrieved for each sentence  $s_i$  is set to 100, and the number of documents  $k$  after chunk-to-document mapping and re-ranking is set to 5. During retrieval, chunks with a similarity score below 50% to the given query  $s_i$  are discarded.

## C Evaluation Metrics Calculation

Firstly, for the disease entities in the diagnosis results  $\hat{\mathcal{D}}$  and the reference diagnosis results  $\mathcal{R}$  in the medical records, we used a fuzzy matching process (with a predefined threshold of 0.5) to associate these disease entities with ICD-10 terms, thus mapping  $\hat{\mathcal{D}}$  and  $\mathcal{R}$  to two standardized disease sets  $S_{\hat{\mathcal{D}}}$  and  $S_{\mathcal{R}}$  respectively. We then define: **True Positives (TP)**: The number of disease entities in the predicted result  $S_{\hat{\mathcal{D}}}$  that correspond correctly with the reference diagnosis  $S_{\mathcal{R}}$ .

**False Positives (FP)**: The number of disease entities that appear in the predicted result  $S_{\hat{\mathcal{D}}}$  but do not match correctly with the reference diagnosis  $S_{\mathcal{R}}$ .

**False Negatives (FN)**: The number of disease entities in the reference diagnosis  $S_{\mathcal{R}}$  that do not appear in the predicted result  $S_{\hat{\mathcal{D}}}$ .

Based on the above statistical values, we calculate the following evaluation metrics:

$$\text{Recall (R)} : R = \frac{\text{TP}}{\text{TP} + \text{FN}} \quad (11)$$

$$\text{Precision (P)} : P = \frac{\text{TP}}{\text{TP} + \text{FP}} \quad (12)$$

$$\text{F1 Score (F1)} : F = \frac{2 \times P \times R}{P + R} \quad (13)$$

## D Case Study

## E Prompt Templates

Document Example (Chinese)

【疾病名】：病毒性心肌炎

【英文名】：Viral Myocarditis

【ICD号】：I41.0\*

【分类】：心血管内科

**概述：**病毒性心肌炎(viral myocarditis)是一种与病毒感染有关的局限性或弥漫性炎症性心肌疾病，是最常见的感染性心肌炎。近年来随着检测技术的提高，发现多种病毒可引起心肌炎，其发病率呈逐年增高趋势，是遍及全球的常见病和多发病。

**流行病学：**... 病毒性心肌炎可发生于各个年龄段，但从临床发病情况看以儿童和40岁以下成人居多。由于许多病毒感染具有明显的季节分布特点，如流感病毒感染多发生在冬季，而肠道病毒感染则多发生于夏秋季，因此，病毒性心肌炎的发病也具有明显的季节特征，夏秋季发病率较高，冬春季较少。...

**病因：**... 目前已证实能引起心肌炎的病毒包括：(1)小核糖核酸病毒：肠道病毒如柯萨奇(Coxsackie)、埃可(ECHO)、脊髓灰质炎病毒、鼻病毒等；(2)虫媒病毒：如黄热病毒、登革热病毒、白蛉热病毒、流行性出血热病毒等；...

**临床表现：**... 在临床就诊的患者中，90%左右以心律失常为主诉或首发症状，常诉心悸、乏力、胸闷、头晕等，严重者可出现晕厥或阿-斯综合征。部分患者可有程度不一的胸痛，其原因可能有：...

**实验室检查：**... 血清心肌肌钙蛋白I(cTnI)或肌钙蛋白T(cTnT)增高(以定量测定为准)有较大价值。...

**其他辅助检查：**... X线检查约1/4病人有不同程度心脏扩大，搏动减弱，其扩大程度与心肌损害程度一致，有时可见心包积液(病毒性心肌心包炎)，严重病例因左心功能不全有肺淤血或肺水肿征象。...

**鉴别诊断：**1. 风湿性心肌炎 有典型风湿热表现者，则两者鉴别不难，一般可从以下几点作鉴别：风湿性心肌炎常有扁桃体炎或咽峡炎等链球菌感染史，抗“O”增高，血沉降多明显增快，C反应蛋白(CRP)阳性，心电图改变以P-R间期延长较常见，咽拭物培养常有链球菌生长，且多有大关节炎，鉴于风湿性心肌炎常有心内膜炎，因此二尖瓣反流性收缩期杂音多较明显，且可因瓣膜水肿、炎症出现舒张期杂音(Carey Coombs杂音)，若心脏扩大不明显，而杂音较响亮，则风湿性可能性更大。...

**治疗：**(1)应用改善心肌细胞营养与代谢药物：该类药物包括维生素C、维生素B、辅酶A 50~100U或肌苷200~400mg，每天肌内注射或静脉注射1~2次；细胞色素C 15~30mg，每天静脉注射1~2次，该药应先皮试，无过敏者才能注射。...

Figure 5: A document example from CMKD (in Chinese).

## Data Example (English)

**[Disease Name]:** Viral Myocarditis

**[English Name]:** –

**[ICD Code]:** I41.0\*

**[Classification]:** Cardiovascular Medicine

**Overview:** Viral myocarditis is a localized or diffuse inflammatory myocardial disease associated with viral infections, and it is the most common infectious myocarditis. In recent years, with the improvement of detection techniques, it has been found that various viruses can cause myocarditis, and its incidence has been increasing year by year, making it a common and frequently occurring disease worldwide.

**Epidemiology:** ... Viral myocarditis can occur in all age groups, but clinically, it is more common in children and adults under 40 years old. Since many viral infections have distinct seasonal distribution characteristics, such as influenza virus infections occurring mostly in winter and enterovirus infections occurring mostly in summer and autumn, the incidence of viral myocarditis also has obvious seasonal characteristics, with higher incidence in summer and autumn and lower incidence in winter and spring....

**Etiology:** ... It has been confirmed that viruses that can cause myocarditis include: (1) Picornaviruses: enteroviruses such as Coxsackie, ECHO, poliovirus, rhinovirus, etc.; (2) Arboviruses: such as yellow fever virus, dengue virus, sandfly fever virus, epidemic hemorrhagic fever virus, etc.;...

**Clinical Manifestations:** ... Among patients who seek clinical consultation, about 90% report arrhythmia as their main complaint or initial symptom, often complaining of palpitations, fatigue, chest tightness, dizziness, etc. In severe cases, syncope or Adams-Stokes syndrome may occur. Some patients may experience varying degrees of chest pain, which may be due to:...

**Laboratory Tests:** ... Elevated serum cardiac troponin I (cTnI) or troponin T (cTnT) (based on quantitative measurements) is of significant value....

**Other Auxiliary Examinations:** ... X-ray examination shows that about 1/4 of patients have varying degrees of cardiac enlargement and weakened pulsations, with the degree of enlargement consistent with the degree of myocardial damage. Sometimes pericardial effusion (viral myopericarditis) can be seen, and severe cases may show signs of pulmonary congestion or pulmonary edema due to left heart dysfunction....

**Differential Diagnosis:** 1. Rheumatic myocarditis: For those with typical rheumatic fever manifestations, the differentiation is not difficult. Generally, the following points can be used for differentiation: rheumatic myocarditis often has a history of streptococcal infections such as tonsillitis or pharyngitis, elevated anti-streptolysin O (ASO), significantly increased erythrocyte sedimentation rate (ESR), positive C-reactive protein (CRP), and common ECG changes such as prolonged P-R interval. Throat swab cultures often grow streptococci, and there is often polyarthrititis. Since rheumatic myocarditis often involves endocarditis, the systolic murmur of mitral regurgitation is usually more pronounced, and diastolic murmurs (Carey Coombs murmur) may appear due to valve edema and inflammation. If the heart is not significantly enlarged but the murmur is loud, rheumatic myocarditis is more likely....

**Treatment:** (1) Use of drugs that improve myocardial cell nutrition and metabolism: These drugs include vitamin C, vitamin B, coenzyme A 50~100U, or inosine 200~400mg, administered intramuscularly or intravenously once or twice daily; cytochrome C 15~30mg, administered intravenously once or twice daily. This drug should be skin-tested first, and only those without allergies can be injected....

Figure 6: A data example from CMEMR(translated).

---

---

### Case 1: Non-retrieval

---

**[Patient Info]:**

<Chief Complaint>: Pain in the right upper abdomen for 2 days... <History of Present Illness>: ...Persistent pain with paroxysmal exacerbation, accompanied by nausea and vomiting (vomitus consisted of gastric contents), as well as abdominal distension and poor appetite... <Physical Examination>: ...No abdominal muscle tension or palpable masses... <Auxiliary Examination>: ...Color ultrasound indicates gallbladder sludge and stones...

[*I<sub>norm</sub>*]: 0.63      [Activate\_Retrieval]: False      [Raise\_Warning]: False

[LLM Diagnosis]: Gallstones and acute cholecystitis (✓)

---

---

### Case 2: Retrieval

---

**[Patient Info]:**

...<History of Present Illness>: ...Previously treated at a local hospital with enteric-coated aspirin tablets and isosorbide mononitrate, but no significant improvement was observed...<Physical Examination>: ...The heart rhythm is regular, and no pathological murmurs are heard in any of the valve auscultation areas... <Auxiliary Examination>: ...During the Bruce protocol exercise test, at 2 minutes and 14 seconds, tall tent-shaped T waves appeared in the precordial leads, accompanied by upsloping ST-segment elevation in the corresponding leads (Figure 2). Simultaneously, the patient experienced chest tightness...

[*I<sub>norm</sub>*]: 0.47      [Activate\_Retrieval]: True      [Raise\_Warning]: False

[Retrieved Documents]: ...Transient episodes of chest pain induced by exercise or other conditions that increase myocardial oxygen demand... In some patients with spontaneous angina, transient ST-segment elevation occurs during episodes, known as variant angina. New-onset exertional angina, worsening exertional angina, and spontaneous angina are often collectively referred to as "unstable angina."...

[LLM Diagnosis]: Coronary heart disease, unstable angina (✓)

---

---

### Case 3: Warning

---

**[Patient Info]:**

<Chief Complaint>: Recurrent pain in both knees for 8 years, worsening over the past month...  
<Past Medical History> Previously healthy, preoperative blood tests and coagulation function tests were normal, and color Doppler ultrasound of the arteries and veins of both lower limbs showed no abnormalities. <Physical Examination>: ...No localized redness or swelling in the bilateral knee joints, with normal muscle tone...

[*I<sub>norm</sub>*]: 0.27      [Activate\_Retrieval]: True      [Raise\_Warning]: True

[Retrieved Documents]: Knee synovitis: The common sites of disease are the knee and hip joints, and the general symptoms are joint pain and significant limitation of movement...

[LLM Diagnosis]: Knee synovitis (✗)

---

---

Table 4: Case Study. For clarity, only part of the key information of the selected samples is presented.

---



---

**[Role]<SYS>**  
You are an outstanding AI medical expert. You can perform a preliminary disease diagnosis based on the patient's Information.

---

**[Role]<USR>**  
Below is a medical record summary of a patient from the \${department}. Please act as the attending physician and provide a diagnosis based on your expertise and knowledge.  
[Medical Record Summary]:  
###  
\${summary}  
###  
[Requirements]:  
1. You need to comprehensively analyze the patient's symptoms, medical visits, medical history, and various examination results.  
2. Please provide your diagnosis using the following template.  
[Output Template]:  
Diagnosis: [Predicted Disease 1: [Disease Name 1]; Predicted Disease 2: [Disease Name 2]; ...;  
Predicted Disease n: [Disease Name n]]  
Please strictly adhere to the output template and do not include any irrelevant information!

---



---

Table 5: The default prompt template for LLM direct diagnosis. The presence of a "\$" symbol indicates a placeholder variable that needs to be filled with specific content.

---



---

**[Role]<SYS>**  
You are an outstanding AI medical expert. You can perform a preliminary disease diagnosis based on the patient's Information.

---

**[Role]<USR>**  
Below is a medical record summary of a patient from the \${department}. Please act as the attending physician and provide a diagnosis based on your expertise and knowledge.  
[Medical Record Summary]:  
###  
\${summary}  
###  
Additionally, by searching the medical knowledge base, you have identified several suspected diseases and have extracted relevant information from them as follows, for reference:  
[Knowledge Document]:  
\${External Knowledge Documents}  
[Requirements]:  
1. You need to comprehensively analyze the patient's symptoms, medical history, examination results, and other relevant information.  
2. You should make full use of your medical knowledge and may refer to the knowledge documents you retrieved. Please note! The knowledge in the documents may contain errors or misleading information, so you must carefully evaluate and avoid blindly following them!  
3. After the above analysis and thinking process, please provide your diagnosis using the following template.  
[Output Template]:  
Diagnosis: [Predicted Disease 1: [Disease Name 1]; Predicted Disease 2: [Disease Name 2]; ...;  
Predicted Disease n: [Disease Name n]]  
Please strictly adhere to the output template and do not include any irrelevant information!

---



---

Table 6: The default prompt template for RAG-based LLM diagnosis. The presence of a "\$" symbol indicates a placeholder variable that needs to be filled with specific content.



---

---

**[Role]**<SYS>

You are an outstanding AI medical expert. You can perform a preliminary disease diagnosis based on the patient's Information.

---

**[Role]**<USR>

Below is a medical record summary of a patient from the \${department}.

[Medical Record Summary]:

###

\${summary}

###

Based on the above, you tried to search in the medical knowledge base and retrieved the following document from the knowledge base:

\${External Knowledge Documents}

[The Conception of Differential Diagnosis]

When analyzing the given documents, you may refer to the method of "differential diagnosis" in clinical medicine: by analyzing the degree of concordance between the patient's onset cause, presenting symptoms, examination indicators, and the characteristics of the diseases described in the current document, you can determine the relevance of the document for reference. Additionally, you need to compare whether there are contradictions or significant inconsistencies between the patient's condition and the descriptions in the document. If such inconsistencies exist, you should consider that the current document may not provide accurate diagnostic guidance.

[Requirements]:

Your task is to match the patient's condition with the description in the knowledge base document, analyzing any content that matches or conflicts. Then, use your knowledge to think critically and ultimately determine whether the knowledge base document is valuable for diagnosis. If you think it is valuable, select "True"; if you think it is misleading or irrelevant, select "False".

Please output in the following JSON format and do not output anything else:

```
{"status": "the value of status" }
```

---

---

Table 7: The default prompt template for LLM filtering the retrieved document via differential diagnosis prompt. The presence of a "\$" symbol indicates a placeholder variable that needs to be filled with specific content.