

MultiSlav: Using Cross-Lingual Knowledge Transfer to Combat the Curse of Multilinguality

Artur Kot¹, Mikołaj Koszowski¹, Wojciech Chojnowski¹, Mieszko Rutkowski¹,
Artur Nowakowski², Kamil Guttmann², and Mikołaj Pokrywka²

¹Machine Learning Research Allegro.com, {name}.{surname}@allegro.com

²Laniqo.com, {name}.{surname}@laniqo.com

Abstract

Does multilingual Neural Machine Translation (NMT) lead to *The Curse of the Multilinguality* or provides *the Cross-lingual Knowledge Transfer* within a language family? In this study, we explore multiple approaches for extending the available data-regime in NMT and we prove cross-lingual benefits even in **0-shot** translation regime for low-resource languages. With this paper, we provide state-of-the-art open-source NMT models for translating between selected Slavic languages. We released our models on the HuggingFace Hub¹ under the *CC BY 4.0* license. Slavic language family comprises morphologically rich Central and Eastern European languages. Although counting hundreds of millions of native speakers, Slavic Neural Machine Translation is under-studied in our opinion. Recently, most NMT research focuses either on: high-resource languages like English, Spanish, and German - in WMT23 General Translation Task (Kocmi et al., 2023) 7 out of 8 task directions are from or to English; massively multilingual models covering multiple language groups; or evaluation techniques.

1 Introduction

In the literature, we can find 2 seemingly contradictory observations about multilingual models: (1) adding more languages to NLP models will lead to *Cross-lingual Knowledge Transfer* increasing the quality of the model, notably for low-resource languages and primarily for related or geographically co-located languages (Koloski et al., 2022; Adelan et al., 2022); (2) adding more languages to the model may lead to *The Curse of the Multilinguality*, reducing the quality of the model, especially for high-resource languages (Conneau et al., 2020). The rule of thumb is: that only languages from the same language group (and written in the same script) should increase the quality of the model.

¹Link: <https://hf.co/collections/allegro/multislav-6793d6b6419e5963e759a683>

	Language Pairs	Data size
1	<i>Czech ↔ Polish</i>	63M
2	<i>Czech ↔ Slovak</i>	30M
3	<i>Czech ↔ Slovene</i>	25M
4	<i>Polish ↔ Slovak</i>	26M
5	<i>Polish ↔ Slovene</i>	23M
6	<i>Slovak ↔ Slovene</i>	18M
7	<i>English ↔ Czech</i>	151M
8	<i>English ↔ Polish</i>	150M
9	<i>English ↔ Slovak</i>	52M
10	<i>English ↔ Slovene</i>	40M
	<i>Slavic directions</i>	185M
	<i>All directions</i>	578M

Table 1: Size of open-source training bitext for each pair of languages in Millions of parallel sentences. Size is counted after filtering and deduplication.

However, we are not aware of any study validating or disproving this claim for Slavic languages.

In this paper, we provide a study of the application of a Multilingual NMT approach to the group of low- and mid-resource (defined in section 3) languages represented by selected Latin-script Slavic languages: Czech, Polish, Slovak, and Slovene.

We explore the extension of this group by adding the high-resource language - English. The English language is culturally influential in the modern era whilst also providing access to a large number of parallel examples (bitext) for selected languages, increasing the open-source pool by a factor of 3. Explored strategies are presented in Figure 1.

In our study: (1) we evaluate several multilingual translation scenarios: Bi-Directional models, Multi-way Multilingual models (*Many2Many*) (Firat et al., 2016) and Pivot models (Kim et al., 2019; Utiyama and Isahara, 2007) and evaluate the quality of the methods for each of the selected Slavic languages; (2) we evaluate how adding English language to the selected group impacts performance of the models; (3) we investigate the impact

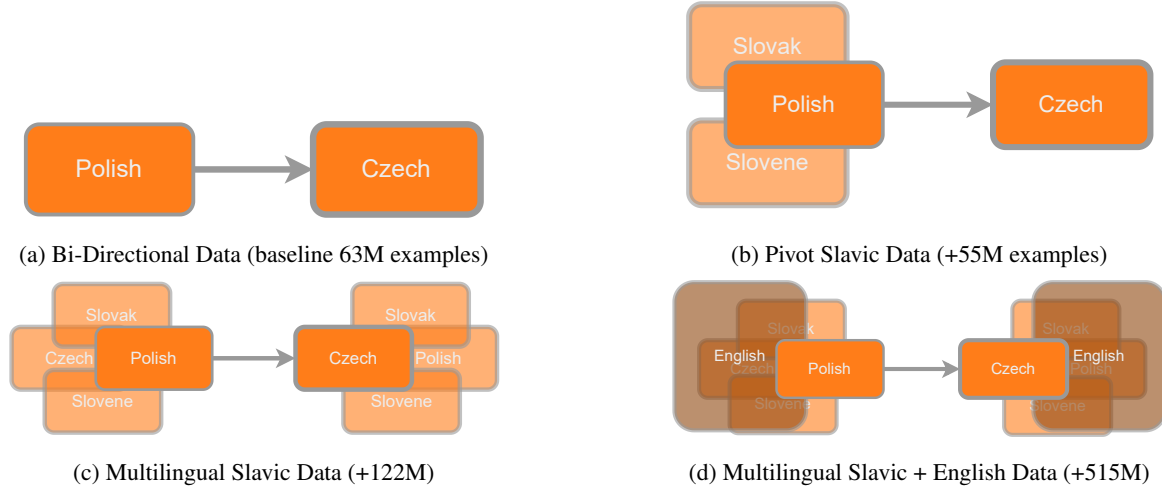


Figure 1: Strategies for increasing the data-regime without decreasing the quality of the model illustrated by example of translating from Polish to Czech language. In parenthesis we show how many data points were added compared to baseline.

of the *Cross-lingual Knowledge Transfer* in a narrow language group.

The results of this study confirm the *Cross-lingual Knowledge Transfer* hypothesis for the translation between Slavic languages. Indeed, multilingual training increases the quality of the lower data-regime direction (e.g. Slovak to Slovene), even in the *directional zero-shot* (Johnson et al., 2017) regime and on the language pair not present in the training data.

2 Related work

The underlying system architecture of most of the commercial MT vendors is closed and unknown but released information suggests heavy use of transformers architecture (Vaswani et al., 2017) and *Many2Many* translation models (Johnson et al., 2017). Meta released multiple multilingual MT models, starting from mBART (Liu et al., 2020), M2M (Fan et al., 2021), NLLB (NLLB Team et al., 2022) and most recently SeamlessM4T (Seamless Communication et al., 2023).

There are also fully open-source initiatives led by the University of Helsinki centered around OPUS corpora collection (Tiedemann, 2012) with multiple releases of MT models (Tiedemann and Thottingal, 2020; Tiedemann, 2020).

Prior research on the *cross-lingual knowledge transfer* in NMT was conducted for Indic (Bala Das et al., 2023), and Turkic (Mirzakhlov et al., 2021) language families.

Moreover, Large Language Models (LLMs) have recently entered the scene of Machine Translation.

Proprietary LLMs often outperform custom translation models on the high-resource languages (Kocmi et al., 2023), but still lag behind classical solutions in the mid-, and low-resource regime (Hendy et al., 2023; Zhu et al., 2023). For extensive reviews on the multilingual machine translation methodologies see Kocmi et al. (2021) and Dabre et al. (2020).

3 Data

3.1 Data Sources

Training datasets were downloaded via MTDData library (Gowda et al., 2021), see details in Appendix G and in Table 10. The aggregated sources, languages supported, and size of each corpus can be found in Table 1. For evaluation, we use the parallel dataset from Flores 101 - dev (Goyal et al., 2022), which contains 997 sentences translated into multiple languages including all 5 languages in our scope.

3.2 Data Filtering

Firstly, we normalize text by removing special characters, unifying quotations and whitespaces, and applying the Unicode NFKC (Normalization Form Compatibility Composition) normalization.

Then we filter out potentially misaligned sentences using the following text-based features: (1) Levenshtein distance between source and target sentences; (2) sentence length in characters; (3) sentence length in amount of tokenized words; (4) FastText language detection (Joulin et al., 2016)²; (5)

²FastText model version: LID.176

Poisson-based log-probability for sentence length ratios (Kosowski et al., 2021); (6) mismatched numbers; (7) ratio of digits to other characters; (8) average length of tokenized words; (9) maximum length of the longest word in the sentence; (10) alphabet-based non-whitelist character ratio to the rest of characters. Duplicate training pairs are removed if either side, source sentence, or target sentence, is already present in the dataset.

4 Experimental Setup

In this section, we describe tokenizer training, special tokens for language hinting, and model architecture used for training models.

4.1 Tokenizer

We used the SentencePiece unigram model (Kudo and Richardson, 2018) as a tokenizer. Based on our experiments with tokenizer sizes (see subsection F.1), we concluded that $16k$ tokens are a sufficient size to cover each language. Therefore, for bidirectional, four-language, and five-language models, we use $32k$, $64k$, and $80k$ vocabulary sizes, respectively.

The tokenizers are trained on subsets of the entire training corpus. In each case, we sampled around $40M$ sentences total. Duplicate sentences were removed before the sampling. English is the dominant language in the corpora. Among the Slavic corpora - Slovene and Slovak are noticeably smaller than Czech and Polish. To mitigate the potential impact of data imbalance per language, we experimented with sampling an equal amount of data for each language and proportionally sampling the percentage of the training set, across the languages.

We chose *the equal sampling* for all models. This strategy prevents the over-representation of English sentences. More details on the tokenizer training experiments can be found in Appendix F. During the tokenizer training, we added special tokens to identify languages of the translation direction, as described in subsection 4.2.

4.2 Language tokens

To ensure the correct output language, multilingual models require indicating the target language. We achieve this by prepending the source sentences with *special tokens* of the target language. They are constructed as $\gg X \ll$, where X stands for the lowercase ISO-639-3 three-letter language code,

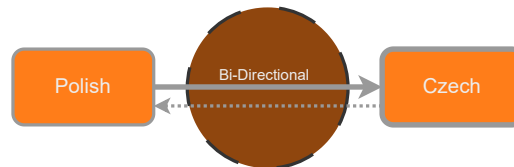


Figure 2: *Bi-directional Model* translates in both directions between 2 languages.

as described in Tiedemann and Thottingal (2020). For example, for translating from Polish to Czech, we add $\gg ces \ll$ to the source sentence. We did not observe any performance differences between models using only the target language token, and both source and target language tokens. More details regarding this choice are described in the Appendix B.

4.3 Architecture

The Encoder-Decoder post-layer normalization transformer (Vaswani et al., 2017) is the base architecture for all of the trained models. We use three-way tying of embedding matrices between source, target, and output. This architecture is used for Bi-Directional, Many2Many (*MultiSlav*), and Pivot (both *One2Many* and *Many2One*) models.

All of the models trained by us have the same number of non-embedding parameters, but the total number of parameters differs due to the different vocabulary sizes used. Models are trained using the MarianNMT library (Junczys-Dowmunt et al., 2018). To indicate the direction of the translation we use special language-hinting tokens (*lang-tokens*) providing context for the model. In total, we trained 18 models. We report model sizes in the Table 2. See Appendix A for the training details and hyper-parameter choice.

4.4 Bi-Directional Models

As the *baselines* we trained bi-directional models. They are capable of translating in both directions within language pairs, e.g., translating both from Polish to Czech ($POL \rightarrow CES$) and from Czech to Polish ($CES \rightarrow POL$) with one Bi-directional Czech & Polish model ($CES \leftrightarrow POL$), see Figure 2. We trained 10 Bi-Directional models for each combination of the supported languages.

4.5 Pivot Model

As a *Pivot Model*, we understand the system of 2 NMT models translating: (1) from multiple lan-

Model	Type	Directions supported	Size
<i>baseline (ours)</i>	bi-directional	All 20 directions	10 models 209M each
Google Translate	March 2024	All 20 directions	N/A
<i>PaLM</i> – 2	March 2024	All 20 directions	N/A
<i>GPT</i> – 3.5	March 2024	All 20 directions	N/A
<i>M2M</i> – 100	Many2Many	All 20 directions	1.2B
<i>NLLB</i> – 200	Many2Many	All 20 directions	1.3B
<i>OPUS</i> – <i>MT Sla</i> – <i>Sla</i> *	Many2Many	12 directions, missing <i>SLK</i> pairs	64M
<i>OPUS</i> – <i>MT SK</i> – <i>EN</i> *	Bi Directional	2 directions: <i>SLK</i> ↔ <i>ENG</i>	
<i>MultiSlav (ours)</i>	Many2Many	12 directions, missing <i>ENG</i> pairs	242M
<i>MultiSlav+ENG (ours)</i>	Many2Many	All 20 directions	258M
<i>P4POL (ours)</i>	Pivot via Polish	12 directions, missing <i>ENG</i> pairs	2x242M
<i>P5ENG (ours)</i>	Pivot via English	All 20 directions	2x258M
<i>P5CES (ours)</i>	Pivot via Czech	All 20 directions	2x258M

Table 2: Available solutions, baseline, and proposed methods.* - due to missing *SLK* the results for *OPUS-MT* are reported in [Appendix H](#)

guages via the *Bridge Language (Many2One)* and (2) from one *Bridge Language* to multiple languages (*One2Many*), see [Figure 3](#). Each of them is trained separately. It allows us to increase the *Bridge Language* data examples in the training set. It may also increase the fluency (correctness of the target language) in the *Many2One* model and the accuracy (understanding of the source language) in the *One2Many* model. Using languages from the same language group could potentially utilize the *Cross-lingual Knowledge Transfer*. The inference in the *Pivot Model* consists of 3 cases: (1) translating TO the *Bridge Language*, the source sentence is translated via the *Many2One* model; (2) translating FROM the *Bridge Language*, the source sentence is translated via the *One2Many* model; (3) otherwise, the source sentence is translated to the *Bridge Language* through the *Many2One* model into the *Bridge Sentence*, then the *Bridge Sentence* is passed to the *One2Many* model to translate into the target language (pivot translation through *Bridge Language*).

Firstly, we trained 4 *Slavic languages pivot (P4)* via Polish (*P4POL*). Then to expand the dataset size, we chose to train the model for *Pivot 5 Languages (P5)* with English as the *Bridge Language (P5ENG)*, which is the high-resource language. Unlike English, Slavic languages are morphologically rich; this information may be lost while using English as *Bridge Language*. To quantifiably evaluate this risk, we trained a model for *P5* with pivot through Czech (*P5CES*).

By using *Pivot Model* for *P5* we reduce the number of needed models covering all 20 directions from 10 bi-directional *baselines* to only 2 mod-

els (*P5Many2One* and *P5One2Many*). In total, we trained 3 *Pivot Models*: *P4POL*, *P5ENG* and *P5CES*. Each one is a system of 2 separate models (*Many2One* and *One2Many*).

4.6 Multilingual Models

Utilizing *Pivot Models* allowed us to increase the data points for the *Bridge Language*. This potentially improved *Bridge Language* fluency and accuracy. However, *Pivot Models* did not use any available bitext for other translation directions between supported languages. We predict this could lead to a decrease in the translation quality in different directions. Additional problems may arise from the accumulation of errors through multi-step translation. To reduce those risks and utilize bitext for all directions, we chose to train *Multilingual Models*. *Multilingual Models (Many2Many)* are translating between multiple languages. We trained two such models: Multi-Slavic 4 language model (*MultiSlav*) translating between Czech, Polish, Slovak, and Slovene and Multi-Slavic 5 language model (*MultiSlav+ENG*) translating between Czech, English, Polish, Slovak, and Slovene - see [Figure 4](#).

5 Results

To assess the translation quality, we use lexical metric chrF³ ([Popović, 2015](#)) and neural metric COMET⁴ ([Rei et al., 2022](#)). COMET and chrF show better correlation to expert evaluation than histor-

³Exact version and configuration chrF2: nrefs:1 case:mixed eff:yes nc:6 nw:0 space:no version:2.3.1 from SacreBLEU library

⁴Used COMET model: Unbabel/wmt22-comet-da

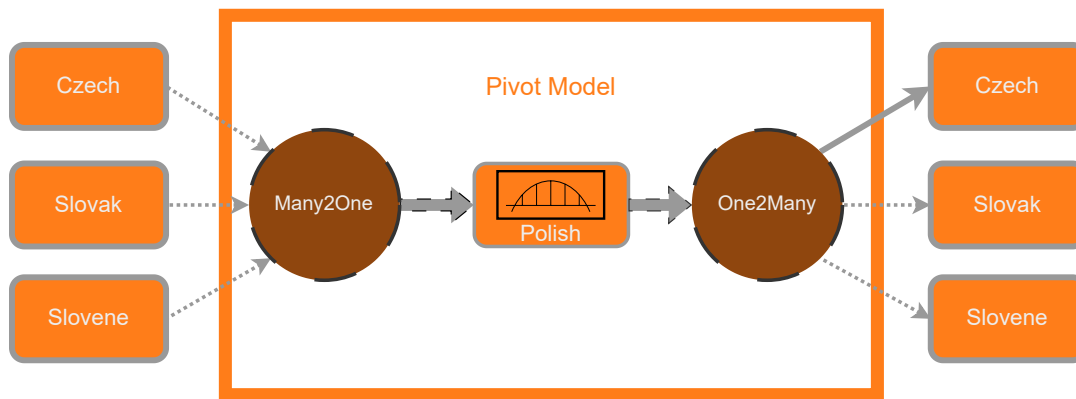


Figure 3: Pivot system uses 2 models: (1) translates from multiple languages to *Bridge Language* and second from *Bridge Language* to multiple languages - effectively translating between all supported languages.

ically used BLEU (Papineni et al., 2002). The primary metric used for the analysis in this section is COMET, due to having the highest correlation to human experts out of the above-mentioned metrics (Freitag et al., 2022).

Table 3 shows the results averaged for all *All 20 directions* and *12 Slavic directions* respectively. 12 directions are defined as the Cartesian product of 4 Slavic languages $\{CES, POL, SLK, SLV\}$ and 20 directions as the Cartesian product of 5 languages: 4 Slavic and English. Additionally, in Table 4, we provide results for: a) the highest-resource Slavic pair ($CES \leftrightarrow POL$); and b) for the lowest-resource Slavic pair ($SLK \leftrightarrow SLV$). For completeness, we provide detailed results in Appendix H, for each direction, and each of metrics: chrF, COMET and BLEU.

Aggregated results show that the closed commercial translation system (represented by Google Translate) and the LLMs in the zero-shot approach (represented by PaLM-2 (Anil et al., 2023) in the *text-bison@002* and ChatGPT-3.5 in the *turbo-0125* versions) achieve high performance on automatic metrics. However, data in Appendix H shows that commercial models score higher in some directions (e.g. $SLV \rightarrow POL$, +2.7 COMET) but are comparable to the *baselines* in other directions (e.g. $SLK \rightarrow CES$ -0.1 COMET). Open-source massively multilingual models M2M-100 and NLLB-200 provide translations on average worse than *baselines* (-0.7 and -1.3 COMET points, respectively), while being 2-5 times larger.

Models from OPUS-MT (variants Sl-a-Sl-a and SK-EN) did not cover all selected directions, due to this fact, we had to exclude them from aggregated results. However, by analyzing specific translation

directions, we can see competitive results in some directions. Overall OPUS-MT, while being smaller models often showed better results than *baselines* for English directions (e.g., scoring the highest of all open-source models in $CES \rightarrow ENG$). OPUS-MT results for directions between Slavic languages are significantly lower.

5.1 Baselines

Baselines bi-directional models proved to be highly competitive to Massively Multilingual models like M2M-100 or NLLB-200.

5.2 Commercial methods

LLMs showed the best overall quality of translations. The difference to bi-directional models is +2.0 COMET for 20 directions, and +1.5 COMET for 12 Slavic directions. The gap highly depends on source and target language: LLMs score -0.2 COMET on $CES \leftrightarrow SLK$ in respect to baseline. We see similar discrepancies for all methods. For detailed results refer to Appendix H. However, due to the nature of "ensuring safety" - LLMs "refused" to translate some examples which are related to controversial subjects. For more information on the topic, refer to Appendix E. Google Translate provided very close results to LLMs (-0.2 COMET 20 directions and -0.3 COMET in 12 Slavic directions) without skipping controversial examples.

5.3 Pivot

Pivot Models did not show overall significant improvements over the *baseline*, on average best Pivot model scoring +0.1 COMET on all 20 directions and +0.2 COMET on 12 Slavic directions, often scoring worse. Notably, if we split pivot

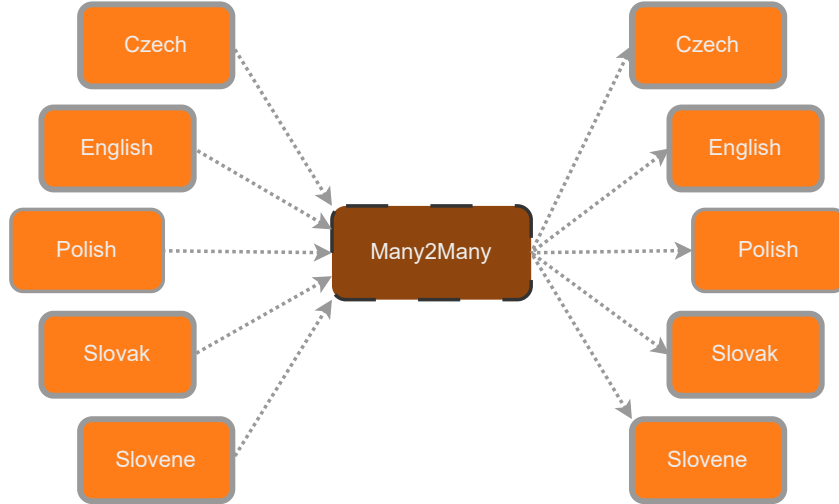


Figure 4: *Multilingual Model* directly translates between all supported languages.

	a) <i>All directions</i> Avg(std)		b) <i>Slavic directions</i> Avg(std)	
	<i>chrF</i>	<i>COMET</i>	<i>chrF</i>	<i>COMET</i>
<i>GoogleTranslate</i>	<u>57.5</u> (5.9)	90.5(1.4)	<u>53.6</u> (2.6)	91.0(0.8)
<i>PaLM – 2*</i>	57.2(5.7)	<u>90.7</u> (1.6)	53.5(2.5)	<u>91.3</u> (1.1)
<i>ChatGPT – 3.5*</i>	55.1(5.8)	89.8(1.4)	51.6(3.2)	90.4(1.0)
<i>M2M – 100</i>	54.1(5.2)	88.7(1.9)	51.3(3.4)	89.9(1.3)
<i>NLLB – 200</i>	53.5(6.3)	89.0(1.3)	49.4(2.7)	89.4(1.2)
<i>Seamless – M4T</i>	51.2(8.0)	84.5(4.9)	45.8(4.5)	82.0(4.7)
<i>baseline</i>	54.8(5.3)	88.6(1.9)	51.8(3.4)	89.8(1.5)
<i>P4POL</i>	-	-	51.0(2.1)	89.4(0.9)
<i>P5ENG</i>	55.0(5.6)	88.5(1.2)	51.5(3.0)	89.1(0.9)
<i>P5CES</i>	54.5(5.4)	88.7(2.2)	51.7(3.5)	90.0(1.5)
<i>MultiSlav</i>	-	-	52.2 (3.3)	90.2(1.3)
<i>MultiSlav+ENG</i>	55.2 (5.2)	89.2 (1.9)	52.2 (3.3)	90.4 (1.2)

Table 3: Results for a) all directions and b) Slavic directions. Standard deviation (std) is calculated between the results of different language pairs. Underlined are the best results, **bolded** are the best open-source results. * - for a couple of examples LLMs "refused" to provide translation.

into Many2One and One2Many models, each one of *Many2OneP4POL*, *One2ManyP4POL*, *Many2OneP5ENG*, *One2ManyP5ENG*, *Many2OneP5CES*, and *One2ManyP5CES* was always better than a *baseline* in both translating to and from the *Bridge Language*. For example *P5CES* was better than *baseline* in translating *Any* \leftrightarrow *CES*, however worse in translating *POL* \leftrightarrow *SLV*. Lower quality may stand from accumulating errors in each pass and lack of direct training bitext in that direction.

5.4 MultiSlav

Multilingual Many2Many approach of *MultiSlav* and *MultiSlav+ENG* showed the most consider-

able increase in the automatic metrics over the *baseline*; *MultiSlav+ENG* scoring +0.6 COMET in both: All 20 directions and 12 Slavic directions. The COMET score of *MultiSlav+ENG* improved in 19 out of 20 directions, *SLK* \rightarrow *CES* did not change quality; in terms of chrF *MultiSlav+ENG* improved in 18/20 directions, except for -0.4 chrF in *ENG* \rightarrow *SLK* and did not change for *ENG* \rightarrow *SLV*. *MultiSlav* also improved in COMET score in 11/12 direction, *SLK* \rightarrow *CES* did not change; in chrF *MultiSlav* improved in 11/12 directions, except for -0.2 chrF in *CES* \rightarrow *POL*. *MultiSlav+ENG* did not show any significant improvement over *MultiSlav* in 12 Slavic directions in COMET.

	a) $CES \rightarrow POL / POL \rightarrow CES$		b) $SLK \rightarrow SLV / SLV \rightarrow SLK$	
	<i>chrF</i>	<i>COMET</i>	<i>chrF</i>	<i>COMET</i>
<i>GoogleTranslate</i>	<u>51.6</u> /50.1	<u>91.0</u> /91.0	<u>56.9</u> /55.5	<u>90.5</u> /91.1
<i>PaLM</i> – 2*	51.5/ <u>50.2</u>	<u>91.0</u> /91.6	54.2/55.1	89.3/ <u>91.6</u>
<i>ChatGPT</i> – 3.5*	49.2/47.8	89.8/90.6	55.1/51.8	90.3/89.6
<i>M2M</i> – 100	48.0/47.7	89.0/89.6	55.0/52.8	89.6/90.1
<i>NLLB</i> – 200	47.3/46.7	88.9/89.4	52.0/50.4	88.8/89.4
<i>Seamless</i> – <i>MAT</i>	43.5/41.2	80.9/79.6	48.8/46.0	82.9/81.0
<i>baseline</i>	49.2/48.5	89.4/90.0	55.4/52.5	89.4/89.1
<i>P4POL</i>	49.5 /48.5	89.6/90.2	53.2/51.1	88.4/88.5
<i>P5ENG</i>	48.7/48.3	89.0/89.0	54.6/52.9	88.5/88.9
<i>P5CES</i>	49.0/48.6	89.6/90.3	55.3/53.0	89.8/89.8
<i>MultiSlav</i>	49.2/48.7	89.7/90.2	55.7 / 53.6	90.1/ 90.2
<i>MultiSlav+ENG</i>	49.3/ 48.9	89.8 / 90.4	55.7 /53.3	90.2 / 90.2

Table 4: Results for a) highest-resource Slavic pair and b) lowest-resource Slavic pair. Underlined are the best results, **bolded** are the best open-source results. * - for a couple of examples LLMs "refused" to provide translation.

6 Knowledge transfer

To estimate if *the Cross-lingual Knowledge Transfer* occurs in Slavic languages, we trained *baseline* models, 3 pivot models, and 2 *Many2Many* models. All 3 pivot models showed increased quality in terms of COMET score of translation to and from *Bridge Language*. Multilingual *MultiSlav* and *MultiSlav+ENG* models universally improved over *baselines*. *the Curse of Multilinguality* did not occur, neither in *MultiSlav* nor after adding English data.

However, to prove *the Cross-lingual Knowledge Transfer* we set up the experiment for **directional zero-shot**. By directional zero-shot, we understand training the model in multiple directions with missing one (or several) directions and evaluating it on missing directions, e.g. evaluating model on direction $CES \rightarrow POL$ after training model on $[CES \leftrightarrow SLK, POL \leftrightarrow SLK]$ - if model shows the quality comparable to *baselines* it must have inferred knowledge of *Czech* language accuracy from $CES \rightarrow SLK$ and knowledge of *Polish* language fluency from $SLK \rightarrow POL$.

As missing directions, we chose directions from the lowest resource pair: $SLK \rightarrow SLV$ and $SLV \rightarrow SLK$.

6.1 Zero-shot Slovak \leftrightarrow Slovene

We trained 3 additional *Many2Many* variants of 4 Slavic *MultiSlav* model: (1) excluding data for $SLK \rightarrow SLV$ direction, (2) excluding data for $SLV \rightarrow SLK$ direction, (3) excluding data for both $SLK \rightarrow SLV$ and $SLV \rightarrow SLK$ directions.

Table 5 presents results of the *directional zero-shot* experiment. Each model improved over the *baselines*. This finding proves that the Multilingual model, trained within a language group may still provide a competitive solution for low-resource directions - even if training data for that specific translation direction is unavailable.

Additionally, we observed that model trained without opposite direction (trained for $SLK \rightarrow SLV$ without $SLV \rightarrow SLK$ and vice versa) in both cases achieves even better results. Further analysis would fall outside of the scope of this study, however, understanding if this is a common occurrence or not, would be an interesting future research.

	$SLK \rightarrow SLV / SLV \rightarrow SLK$	
	<i>ChrF</i>	<i>COMET</i>
<i>Baseline</i>	55.4/52.5	89.4/89.1
<i>MultiSlav</i>	55.7/53.4	90.1/90.0
- exclude $SLK \rightarrow SLV$	55.4/ 53.6	90.1/ 90.2
- exclude $SLV \rightarrow SLK$	55.9 /52.9	90.2 /89.9
- exclude both	55.5/53.1	90.0/89.9

Table 5: 0-shot ablations for *MultiSlav*.

7 Conclusions

In the case of studied languages, the multilingual approach of extending the data-regime proved to have a positive impact for each tested variation. We did not observe any drawbacks that would be potentially brought by the hypothesis of "*The Curse of Multilinguality*". Even the extension of data by including English language pairs either helped or did not affect the results on pairs of Slavic languages.

In [subsection 6.1](#) we proved that our models exhibit knowledge transfer within Slavic language pairs - the quality of the translation of *MultiSlav_{excl:SLK↔SLV}* exceeded *Baseline_{SLK↔SLV}* on both directions.

The small amount of closely related languages used in one Multilingual model can be a better quality solution overall, and be a convenient model in terms of technical deployment. We recommend referring to the [Appendix H](#) before choosing a solution for a specific translation direction - *MultiSlav_{+ENG}* being the most versatile.

8 Future Work

In the future study, we want to continue researching cross-linguality. This study did not take into account counter-examples, i.e., using geographically co-located languages outside of a single-family (e.g., Romanian, Hungarian, and Turkish for Multi-Slav) or using different language families to extend *SLK ↔ SLV* data regime. Another interesting subject would be extending the list of Slavic languages by Cyrillic script languages (e.g., Belarusian, Russian, Serbian, and Ukrainian) - this could show if knowledge transfer manifests only in same-script scenarios or is inherent to in-language-family scenarios despite different alphabets.

Limitations

Training multilingual models "from scratch" presented in our study requires computational resources, including GPUs and large amounts of RAM, taking up to a week of 4x NVIDIA A100 GPU time. Depending on the region, this also may lead to large emissions. To mitigate this impact, we released our models under the *CC BY 4.0* license, hopefully reducing the need to pretraining those models from scratch by the community. Our analysis is focused on a single general-domain validation set - *FLORES-101*, results may vary based on the specific domain. *P5_{ENG}* uses English (morphologically limited language) to translate between morphologically rich languages. Among other limitations, this may lead to the loss of explicit gender information and result in reproducing biases from the training data. The datasets used were not filtered based on gender, cultural, or racial bias. Users should take that into account.

References

- David Adelani, Graham Neubig, Sebastian Ruder, Shruti Rijhwani, Michael Beukman, Chester Palen-Michel, Constantine Lignos, Jesujoba Alabi, Shamsuddeen Muhammad, Peter Nabende, Cheikh M. Bamba Dione, Andiswa Bukula, Rooweither Mabuya, Bonaventure F. P. Dossou, Blessing Sibanda, Happy Buzaaba, Jonathan Mukiibi, Godson Kalipe, Derguene Mbaye, Amelia Taylor, Fatoumata Kabore, Chris Chinenye Emezue, Anuoluwapo Aremu, Perez Ogayo, Catherine Gitau, Edwin Munkoh-Buabeng, Victoire Memdjokam Koagne, Allahsera Auguste Tapo, Tebogo Macucwa, Vukosi Marivate, Mboning Tchiaze Elvis, Tajuddeen Gwadabe, Tosin Adewumi, Orevaoghene Ahia, Joyce Nakatumba-Nabende, Neo Lerato Mokono, Ignatius Ezeani, Chiamaka Chukwunke, Mofetoluwa Oluwaseun Adeyemi, Gilles Quentin Hacheme, Idris Abdulmumin, Odunayo Ogundepo, Oreen Yousuf, Tatiana Moteu, and Dietrich Klakow. 2022. [MasakhaNER 2.0: Africa-centric transfer learning for named entity recognition](#). In *Proceedings of the 2022 Conference on Empirical Methods in Natural Language Processing*, pages 4488–4508, Abu Dhabi, United Arab Emirates. Association for Computational Linguistics.
- Rohan Anil, Andrew M Dai, Orhan Firat, Melvin Johnson, Dmitry Lepikhin, Alexandre Passos, Siamak Shakeri, Emanuel Taropa, Paige Bailey, Zhifeng Chen, et al. 2023. Palm 2 technical report. *arXiv preprint arXiv:2305.10403*.
- Sudhansu Bala Das, Atharv Biradar, Tapas Kumar Mishra, and Bidyut Kr. Patra. 2023. [Improving multilingual neural machine translation system for indic languages](#). 22(6).
- Alexis Conneau, Kartikay Khandelwal, Naman Goyal, Vishrav Chaudhary, Guillaume Wenzek, Francisco Guzmán, Edouard Grave, Myle Ott, Luke Zettlemoyer, and Veselin Stoyanov. 2020. [Unsupervised cross-lingual representation learning at scale](#). In *Proceedings of the 58th Annual Meeting of the Association for Computational Linguistics*, pages 8440–8451, Online. Association for Computational Linguistics.
- Raj Dabre, Chenhui Chu, and Anoop Kunchukuttan. 2020. [A survey of multilingual neural machine translation](#). *ACM Comput. Surv.*, 53(5).
- Angela Fan, Shruti Bhosale, Holger Schwenk, Zhiyi Ma, Ahmed El-Kishky, Siddharth Goyal, Mandeep Baines, Onur Celebi, Guillaume Wenzek, Vishrav Chaudhary, Naman Goyal, Tom Birch, Vitaliy Liptchinsky, Sergey Edunov, Edouard Grave, Michael Auli, and Armand Joulin. 2021. Beyond english-centric multilingual machine translation. *J. Mach. Learn. Res.*, 22(1).
- Orhan Firat, Kyunghyun Cho, and Yoshua Bengio. 2016. [Multi-way, multilingual neural machine translation with a shared attention mechanism](#). In *Proceedings*

- of the 2016 Conference of the North American Chapter of the Association for Computational Linguistics: Human Language Technologies, pages 866–875, San Diego, California. Association for Computational Linguistics.
- Markus Freitag, Ricardo Rei, Nitika Mathur, Chi-kiu Lo, Craig Stewart, Eleftherios Avramidis, Tom Kocmi, George Foster, Alon Lavie, and André F. T. Martins. 2022. [Results of WMT22 metrics shared task: Stop using BLEU – neural metrics are better and more robust](#). In *Proceedings of the Seventh Conference on Machine Translation (WMT)*, pages 46–68, Abu Dhabi, United Arab Emirates (Hybrid). Association for Computational Linguistics.
- Thamme Gowda, Zhao Zhang, Chris Mattmann, and Jonathan May. 2021. [Many-to-English machine translation tools, data, and pretrained models](#). In *Proceedings of the 59th Annual Meeting of the Association for Computational Linguistics and the 11th International Joint Conference on Natural Language Processing: System Demonstrations*, pages 306–316, Online. Association for Computational Linguistics.
- Naman Goyal, Cynthia Gao, Vishrav Chaudhary, Peng-Jen Chen, Guillaume Wenzek, Da Ju, Sanjana Krishnan, Marc’Aurelio Ranzato, Francisco Guzmán, and Angela Fan. 2022. [The Flores-101 evaluation benchmark for low-resource and multilingual machine translation](#). *Transactions of the Association for Computational Linguistics*, 10:522–538.
- Amr Hendy, Mohamed Abdelrehim, Amr Sharaf, Vikas Raunak, Mohamed Gabr, Hitokazu Matsushita, Young Jin Kim, Mohamed Afify, and Hany Hassan Awadalla. 2023. [How good are gpt models at machine translation? a comprehensive evaluation](#). *arXiv preprint arXiv:2302.09210*.
- Melvin Johnson, Mike Schuster, Quoc V. Le, Maxim Krikun, Yonghui Wu, Zhifeng Chen, Nikhil Thorat, Fernanda Viégas, Martin Wattenberg, Greg Corrado, Macduff Hughes, and Jeffrey Dean. 2017. [Google’s multilingual neural machine translation system: Enabling zero-shot translation](#). *Transactions of the Association for Computational Linguistics*, 5:339–351.
- Armand Joulin, Edouard Grave, Piotr Bojanowski, Matthijs Douze, Herve Jégou, and Tomas Mikolov. 2016. [Fasttext.zip: Compressing text classification models](#). *arXiv preprint arXiv:1612.03651*.
- Marcin Junczys-Dowmunt, Roman Grundkiewicz, Tomasz Dwojak, Hieu Hoang, Kenneth Heafield, Tom Neckermann, Frank Seide, Ulrich Germann, Alham Fikri Aji, Nikolay Bogoychev, André F. T. Martins, and Alexandra Birch. 2018. [Marian: Fast neural machine translation in C++](#). In *Proceedings of ACL 2018, System Demonstrations*, pages 116–121, Melbourne, Australia. Association for Computational Linguistics.
- Yunsu Kim, Petre Petrov, Pavel Petrushkov, Shahram Khadivi, and Hermann Ney. 2019. [Pivot-based transfer learning for neural machine translation between non-English languages](#). In *Proceedings of the 2019 Conference on Empirical Methods in Natural Language Processing and the 9th International Joint Conference on Natural Language Processing (EMNLP-IJCNLP)*, pages 866–876, Hong Kong, China. Association for Computational Linguistics.
- Diederik P Kingma and Jimmy Ba. 2014. [Adam: A method for stochastic optimization](#). *arXiv preprint arXiv:1412.6980*.
- Tom Kocmi, Eleftherios Avramidis, Rachel Bawden, Ondřej Bojar, Anton Dvorkovich, Christian Federmann, Mark Fishel, Markus Freitag, Thamme Gowda, Roman Grundkiewicz, Barry Haddow, Philipp Koehn, Benjamin Marie, Christof Monz, Makoto Morishita, Kenton Murray, Makoto Nagata, Toshiaki Nakazawa, Martin Popel, Maja Popović, and Mariya Shmatova. 2023. [Findings of the 2023 conference on machine translation \(WMT23\): LLMs are here but not quite there yet](#). In *Proceedings of the Eighth Conference on Machine Translation*, pages 1–42, Singapore. Association for Computational Linguistics.
- Tom Kocmi, Dominik Macháček, and Ondřej Bojar. 2021. [The Reality of Multi-Lingual Machine Translation](#), volume 21 of *Studies in Computational and Theoretical Linguistics*. Institute of Formal and Applied Linguistics, Prague, Czechia.
- Boshko Koloski, Senja Pollak, Blaž Škrlić, and Matej Martinc. 2022. [Out of thin air: Is zero-shot cross-lingual keyword detection better than unsupervised?](#) In *Proceedings of the Thirteenth Language Resources and Evaluation Conference*, pages 400–409, Marseille, France. European Language Resources Association.
- Mikołaj Koszowski, Karol Grzegorzczak, and Tsimur Hadeliya. 2021. [Allegro.eu submission to WMT21 news translation task](#). In *Proceedings of the Sixth Conference on Machine Translation*, pages 140–143, Online. Association for Computational Linguistics.
- Taku Kudo and John Richardson. 2018. [SentencePiece: A simple and language independent subword tokenizer and detokenizer for neural text processing](#). In *Proceedings of the 2018 Conference on Empirical Methods in Natural Language Processing: System Demonstrations*, pages 66–71, Brussels, Belgium. Association for Computational Linguistics.
- Yinhan Liu, Jiatao Gu, Naman Goyal, Xian Li, Sergey Edunov, Marjan Ghazvininejad, Mike Lewis, and Luke Zettlemoyer. 2020. [Multilingual denoising pre-training for neural machine translation](#). *Transactions of the Association for Computational Linguistics*, 8:726–742.
- Jamshidbek Mirzakhlov, Anoop Babu, Aigiz Kunafin, Ahsan Wahab, Bekhzodbek Moydinboyev, Sardana Ivanova, Mokhiyakhon Uzokova, Shaxnoza Pulatova, Duygu Ataman, Julia Kreutzer, Francis Tyers, Orhan

- Firat, John Licato, and Sriram Chellappan. 2021. [Evaluating multiway multilingual NMT in the Turkic languages](#). In *Proceedings of the Sixth Conference on Machine Translation*, pages 518–530, Online. Association for Computational Linguistics.
- NLLB Team, Marta R. Costa-jussà, James Cross, Onur Çelebi, Maha Elbayad, Kenneth Heafield, Kevin Heffernan, Elahe Kalbassi, Janice Lam, Daniel Licht, Jean Maillard, Anna Sun, Skyler Wang, Guillaume Wenzek, Al Youngblood, Bapi Akula, Loic Barrault, Gabriel Mejia-Gonzalez, Prangthip Hansanti, John Hoffman, Semarley Jarrett, Kaushik Ram Sadagopan, Dirk Rowe, Shannon Spruit, Chau Tran, Pierre Andrews, Necip Fazil Ayan, Shruti Bhosale, Sergey Edunov, Angela Fan, Cynthia Gao, Vedanuj Goswami, Francisco Guzmán, Philipp Koehn, Alexandre Mourachko, Christophe Ropers, Safiyyah Saleem, Holger Schwenk, and Jeff Wang. 2022. No language left behind: Scaling human-centered machine translation.
- Kishore Papineni, Salim Roukos, Todd Ward, and Wei-Jing Zhu. 2002. [Bleu: a method for automatic evaluation of machine translation](#). In *Proceedings of the 40th Annual Meeting of the Association for Computational Linguistics*, pages 311–318, Philadelphia, Pennsylvania, USA. Association for Computational Linguistics.
- Maja Popović. 2015. [chrF: character n-gram F-score for automatic MT evaluation](#). In *Proceedings of the Tenth Workshop on Statistical Machine Translation*, pages 392–395, Lisbon, Portugal. Association for Computational Linguistics.
- Ricardo Rei, José G. C. de Souza, Duarte Alves, Chrysoula Zerva, Ana C Farinha, Taisiya Glushkova, Alon Lavie, Luisa Coheur, and André F. T. Martins. 2022. [COMET-22: Unbabel-IST 2022 submission for the metrics shared task](#). In *Proceedings of the Seventh Conference on Machine Translation (WMT)*, pages 578–585, Abu Dhabi, United Arab Emirates (Hybrid). Association for Computational Linguistics.
- Seamless Communication, Loic Barrault, Yu-An Chung, Mariano Cora Meglioli, David Dale, Ning Dong, Paul-Ambroise Duquenne, Hady Elsahar, Hongyu Gong, Kevin Heffernan, John Hoffman, Christopher Klaiber, Pengwei Li, Daniel Licht, Jean Maillard, Alice Rakotoarison, Kaushik Ram Sadagopan, Guillaume Wenzek, Ethan Ye, Bapi Akula, Peng-Jen Chen, Naji El Hachem, Brian Ellis, Gabriel Mejia Gonzalez, Justin Haaheim, Prangthip Hansanti, Russ Howes, Bernie Huang, Min-Jae Hwang, Hirofumi Inaguma, Somya Jain, Elahe Kalbassi, Amanda Kallet, Iliia Kulikov, Janice Lam, Daniel Li, Xutai Ma, Ruslan Mavlyutov, Benjamin Peloquin, Mohamed Ramadan, Abinesh Ramakrishnan, Anna Sun, Kevin Tran, Tuan Tran, Igor Tufanov, Vish Vogeti, Carleigh Wood, Yilin Yang, Bokai Yu, Pierre Andrews, Can Balioglu, Marta R. Costa-jussà, Onur and Celebi, Maha Elbayad, Cynthia Gao, Francisco Guzmán, Justine Kao, Ann Lee, Alexandre Mourachko, Juan Pino, Sravya Popuri, Christophe Ropers, Safiyyah Saleem, Holger Schwenk, Paden Tomasello, Changan Wang, Jeff Wang, and Skyler Wang. 2023. [Seamlessm4t—massively multilingual & multimodal machine translation](#). *ArXiv*.
- Jörg Tiedemann. 2012. [Parallel data, tools and interfaces in OPUS](#). In *Proceedings of the Eighth International Conference on Language Resources and Evaluation (LREC'12)*, pages 2214–2218, Istanbul, Turkey. European Language Resources Association (ELRA).
- Jörg Tiedemann. 2020. [The tatoeba translation challenge – realistic data sets for low resource and multilingual MT](#). In *Proceedings of the Fifth Conference on Machine Translation*, pages 1174–1182, Online. Association for Computational Linguistics.
- Jörg Tiedemann and Santhosh Thottingal. 2020. [OPUS-MT – building open translation services for the world](#). In *Proceedings of the 22nd Annual Conference of the European Association for Machine Translation*, pages 479–480, Lisboa, Portugal. European Association for Machine Translation.
- Masao Utiyama and Hitoshi Isahara. 2007. [A comparison of pivot methods for phrase-based statistical machine translation](#). In *Human Language Technologies 2007: The Conference of the North American Chapter of the Association for Computational Linguistics; Proceedings of the Main Conference*, pages 484–491, Rochester, New York. Association for Computational Linguistics.
- Ashish Vaswani, Noam Shazeer, Niki Parmar, Jakob Uszkoreit, Llion Jones, Aidan N Gomez, Łukasz Kaiser, and Illia Polosukhin. 2017. [Attention is all you need](#). In *Advances in Neural Information Processing Systems*, volume 30. Curran Associates, Inc.
- Wenhao Zhu, Hongyi Liu, Qingxiu Dong, Jingjing Xu, Lingpeng Kong, Jiajun Chen, Lei Li, and Shujian Huang. 2023. [Multilingual machine translation with large language models: Empirical results and analysis](#). *arXiv preprint arXiv:2304.04675*.

A Hyper-parameters and training setup

We list the hyper-parameter values used for training in Table 6. We did not perform the full hyper-parameter tuning, but we experimented with increasing the number of layers of the encoder and decoder to 10. Larger models did not increase the performance and led to instability in training, therefore we used the default value of 6 layers each. For the training procedure, we used Adam optimizer (Kingma and Ba, 2014) with parameters $\beta_1 = 0.9$, $\beta_2 = 0.98$, $\epsilon = 10^{-9}$, $1r = 0.0002$ with the linear learning rate warmup for 8000 steps followed by the inverse square root decay.

Our models were trained on NVIDIA A100 or V100 cards, depending on their availability in the cloud environment we used. The specific number of tokens varied a bit between batches due to the ‘mini-batch-fit’ algorithm we used to fully utilize the requested amount of vRAM on GPUs. For all the trainings, we used the same effective workspace of 128GB using equivalent combinations: the number of GPUs, workspace, and optimizer-delay parameters. For baselines, we utilized full-precision training (float32) for the rest of the models we used mixed-precision, which doubled our effective batch size from around 2k to 4k parallel sentences. We validated every 3k steps calculating chrF on all languages in the training simultaneously, we finished training after 20 validations without improvements. For baselines, it was around $350 \pm 100k$ steps increasing with corpus size, 4 language models and pivots took around $450 \pm 100k$ steps and our biggest training run *MultiSlav+ENG* finished after 880k steps.

Hyper-parameter	value
N encoder layers	6
N decoder layers	6
d_{model}	1024
d_{ff}	4096
h	16
Dropout	0.1

Table 6: MarianNMT Hyper-parameters used for training models.

B Language Tokens Ablation

We did not observe any significant difference between the *Many2Many* models trained with only the target language indicating token or with both

the target and the source language indicating tokens. *MultiSlav* model variant with source and target tokens provided final (averaged over all directions) in-training validation⁵ chrF score of 52.03, while single-token counterpart scored chrF of 52.14. Therefore, we chose to use the simpler solution, using only the target language tokens. Special tokens used for indicating each of the target languages are in Table 7.

Language	Special language token
<i>Czech</i>	>>ces<<
<i>English</i>	>>eng<<
<i>Polish</i>	>>pol<<
<i>Slovak</i>	>>slk<<
<i>Slovene</i>	>>slv<<

Table 7: Hyper-parameters used for training models.

C Language specific white-list

All of the 5 languages we consider use the Latin script. Our white-list of characters is composed of a ‘Basic Latin’ Unicode block, extended by special characters for each Slavic language supported by a given model. Specific characters added are in Table 8.

Language	White-list characters=Basic Latin +
<i>Czech</i>	áčďéěíňóřšť úůýžĂĀĈĎĚĪŃŔŠŤÚŮŸ
<i>Polish</i>	ąęłńóśźżĂĀĈĎĚĪŃŔŠŤÚŮŸ
<i>Slovak</i>	áäčď žéíĺľ ňóóřšť úýžĂĀĈĎĚĪĽŃŔŠŤÚŸ
<i>Slovene</i>	čćđšžĀĀĈĎŠŽ

Table 8: White-list characters

D Text Features and Language Identification

For efficient counting of words in source and target sentences, we used simple tokenization based on splitting on white-spaces. Each split segment of a sentence is considered a word. As a digit, we consider a single string character between 0-9. As a number, we consider a tokenized word containing at least one digit. As a mismatched number, we understand any number in the source sentence that is not present in the target sentence and vice versa. The white-list of characters for each language can

⁵This score was calculated in-training including added tokens and calculated by MarianNMT chrF implementation, results may differ to unified results reported elsewhere in this study.

be found in [Appendix C](#). For language identification, we use the FastText LangId tool (lid.176 model). A sentence passes the language detection only if the expected language has the highest LangId probability score. Levenshtein distance was calculated, treating each diacritic as a separate character. The main goal of using Levenshtein distance is to reduce the number of miss-aligned examples in the dataset. Each filter is applied to source and target sentences separately. See [table 9](#) for used values for filtering thresholds.

E LLM translation refusal

Flores-101 contains a few sentences that allude to problematic content. Both LLMs that we tested have safety mechanisms preventing the generations of potentially problematic responses. For GPT-3.5 there were 109 empty responses (0.55%) and for PaLM-2 there were 23 (0.12%). We manually checked all of them and confirmed that they are associated with issues like: racial stereotyping, sexual content, manslaughter, drugs, or explosives.

An interesting aspect of our investigation is the fact that the triggering of safety mechanisms was dependent not only on the source sentence content but also on the translation direction. For example, the English sentence 'When the official arrived, the apartment exploded' was correctly translated into Polish but triggered the content filter when translating into Czech. Those aspects might be important when considering a model for a faithful translation of controversial topics, for example, while translating news articles.

F Building the tokenizers

Before the training, the duplicate sentences were removed from the training set. After deduplication and sampling, each training dataset for tokenizers contained around $40M$ sentences.

F.1 Tokenizer vocabulary sizes

Using the heuristic, that every language should have a comparable amount of tokens within the vocabulary we set their sizes as multiplies of $8k$, $16k$, and $32k$. Therefore bi-directional model vocabulary sizes variants were respectively $16k$, $32k$, $64k$. Four language model vocabularies: $32k$, $64k$, $128k$. Five language model vocabularies: $40k$, $80k$, $160k$. The performance results of the models with different tokenizer sizes were similar on automated

metrics. Therefore $16k$ per language was chosen as the base size.

F.2 Data sampling for tokenizer

Due to the dataset's language imbalance, two different sampling strategies were tested. The first approach used proportional sampling. It preserved the language distribution of the original dataset. In the second approach, we sampled an equal number of sentences for each language. Regardless of the sampling strategy, the token overlap between their vocabularies was high. It had around 80% (77.17%-88.60%) as long as their vocabulary sizes were proportional to the numbers of supported languages, i.e. $64k$ four languages tokenizer corresponded to $80k$ five languages tokenizer. In case the vocabulary sizes differed, the common vocabulary percentage was computed in relation to the smaller one.

The FLoRes-101 dataset was used to evaluate the tokenization effectiveness. The subsets corresponding to the languages of our interest were tokenized. Their total lengths were calculated with the averages and standard deviations across the languages. The equal data sampling promoted a lower standard deviation and an average length of tokenized sentences. Regardless of the tokenizer size and used dataset sampling strategy the automated metrics varied only $\pm 0.5chrF$.

G Datasets details

We trained models on open-source parallel data downloaded via the MTData library. We excluded any datasets which were "for non-commercial use" or "for research-only use". In the [Table 10](#) we named all used corpora.

H Detailed results

In this section we additionally provide BLEU⁶ metric to chrF and COMET. Results in the tables below are not averaged and provide results for all models in all supported directions.

⁶Exact version and configuration of BLEU: "nrefs:1 case:mixed eff:no tok:13a smooth:exp version:2.3.1" from SacreBLEU library

Filter	Min Value	Max Value
Sent char length	5	500
Word count	1	100
Avg word length	–	12
Max word length	–	28
Digit ratio	–	0.15
Non-whitelist ratio	–	≤ 0
Lang detect	0	–
Levenshtein Distance	2	–
Poisson ratio	–15.0	–

Table 9: Acceptable ranges of filters used for data pre-processing; only examples pair which meet all criteria are chosen; value for each feature must be strictly greater than *Min Value* and strictly lesser than *Max Value*; *Non-whitelist ratio* must be lesser or equal to 0.

Corpus	Data Size
paracrawl	246407901
opensubtitles	167583218
multiparacrawl	52388826
dgt	36403859
elrc	29687222
xlent	18375223
wikititles	12936394
wmt	11074816
wikimatrix	10435588
dcep	10239150
ELRC	7609067
tildemodel	6309369
europarl	6088362
eesc	5604672
eubookshop	3732718
emea	3482661
jrc_acquis	2920805
ema	1881408
qed	1835208
elitr_eca	1398536
EU-dcep	1132950
rapid	1016905
ecb	885442
kde4	541944
news_commentary	498432
kde	473269
bible_uedin	429692
europat	358911
elra	357696
wikipedia	352118
wikimedia	201088
tatoeba	91251
globalvoices	69736
euconst	65507
ubuntu	47301
php	44031
ecdc	21154
eac	20224
eac_reference	10099
gnome	4466
EU-eac	2925
books	2816
EU-ecdc	2210
newsdev	1953
khresmoi_summary	889
czechtourism	832
khresmoi_summary_dev	455
worldbank	189

Table 10: Corpora used for training, and a respective number of examples, before filtering, deduplication, or any preprocessing.

source language target language	CES →				ENG →				POL →				SLK →				SLV →			
	ENG	POL	SLK	SLV	CES	POL	SLK	SLV	CES	ENG	SLK	SLV	CES	ENG	POL	SLV	CES	ENG	POL	SLK
GoogleTranslate	88.9	91.0	92.2	90.5	91.6	90.6	91.8	90.7	91.0	86.7	90.6	89.8	92.8	89.0	91.0	90.5	91.5	88.4	90.5	91.1
PaLM – 2	88.9	91.0	92.8	90.6	92.5	90.4	92.1	91.2	91.6	86.8	91.0	90.4	93.3	89.0	91.0	89.3	92.1	88.6	90.8	91.6
ChatGPT – 3.5	88.3	89.8	91.9	90.2	91.0	89.5	90.1	90.1	90.6	86.2	89.6	89.3	92.9	88.2	90.0	90.3	90.4	87.9	89.8	89.6
M2M – 100	87.0	89.0	92.1	89.7	88.6	86.4	88.4	87.3	89.6	84.6	89.4	88.4	92.7	86.8	89.1	89.6	90.3	86.4	88.7	90.1
NLLB – 200	88.1	88.9	91.2	88.6	90.4	88.5	90.1	88.8	89.4	85.8	88.9	87.7	91.8	88.2	88.9	88.8	90.0	87.5	88.6	89.4
Seamless – MAT	87.5	80.9	90.8	82.0	90.7	88.5	90.6	89.6	79.6	85.4	80.0	76.4	91.5	87.2	81.2	82.9	80.9	87.3	76.7	81.0
OPUS – MTSla – Sla	88.2	82.8	-	83.4	89.1	85.6	-	84.5	82.9	82.2	-	81.2	-	-	-	-	83.5	84.1	80.8	-
OPUS – MTSK – EN	-	-	-	-	-	-	89.5	-	-	-	-	-	-	88.4	-	-	-	-	-	-
Our contribution:																				
baseline	87.5	89.4	92.4	89.8	87.8	86.2	87.2	86.6	90.0	85.0	89.1	88.4	92.9	87.3	88.8	89.4	90.0	86.9	88.1	89.1
P4POL	-	89.6	90.8	88.7	-	-	-	-	90.2	-	89.8	88.7	91.0	-	89.3	88.4	89.3	-	88.7	88.5
P5ENG	88.0	89.0	90.7	89.0	88.8	87.3	88.4	87.5	89.0	85.7	88.5	87.8	91.0	88.2	88.6	88.5	89.6	87.2	88.4	88.9
P5CES	87.9	89.6	92.5	89.9	88.4	85.0	87.9	85.9	90.3	84.5	89.5	88.0	93.0	87.8	89.4	89.8	90.3	85.7	87.9	89.8
MultiSlav	-	89.7	92.5	90.0	-	-	-	-	90.2	-	89.6	88.7	92.9	-	89.4	90.1	90.6	-	88.9	90.2
MultiSlav+ENG	87.8	89.8	92.5	90.1	88.9	86.9	88.0	87.3	90.4	85.4	89.8	88.9	92.9	87.8	89.6	90.2	90.6	87.0	89.2	90.2
MultiSlav _{prop}	-	89.7	92.5	90.2	-	-	-	-	90.1	-	89.6	88.8	92.9	-	89.5	90.1	90.6	-	89.0	90.0
MultiSlav _{excsk2sl}	-	89.9	92.5	90.0	-	-	-	-	90.3	-	89.9	88.8	92.9	-	89.6	90.1	90.7	-	89.0	90.2
MultiSlav _{excs12sk}	-	89.6	92.5	90.2	-	-	-	-	90.2	-	89.8	88.9	93.0	-	89.7	90.2	90.5	-	89.0	89.9
MultiSlav _{excbboth}	-	89.6	92.4	90.1	-	-	-	-	90.3	-	89.8	88.7	92.9	-	89.6	90.0	90.6	-	88.8	89.9

Table 11: Detailed COMET results; Higher is better; Underlined are the best results, **bolded** are the best open-source results.

source language target language	CES →				ENG →				POL →				SLK →				SLV →			
	ENG	POL	SLK	SLV	CES	POL	SLK	SLV	CES	ENG	SLK	SLV	CES	ENG	POL	SLV	CES	ENG	POL	SLK
GoogleTranslate	<u>68.2</u>	<u>51.6</u>	<u>56.1</u>	<u>57.0</u>	<u>61.8</u>	<u>55.1</u>	<u>64.7</u>	<u>62.0</u>	50.1	<u>60.8</u>	<u>51.6</u>	<u>52.3</u>	55.9	<u>68.6</u>	<u>51.2</u>	<u>56.9</u>	54.2	<u>65.6</u>	<u>50.7</u>	<u>55.5</u>
PaLM – 2	67.2	51.5	<u>57.9</u>	55.3	61.8	54.5	63.5	<u>62.2</u>	<u>50.2</u>	60.8	51.2	<u>52.8</u>	<u>56.8</u>	67.6	<u>51.4</u>	54.2	<u>54.7</u>	65.3	<u>50.7</u>	55.1
ChatGPT – 3.5	66.0	49.2	55.9	55.1	58.5	52.5	58.4	59.1	47.8	58.8	47.9	50.2	55.9	66.3	49.2	55.1	52.0	63.4	48.7	51.8
M2M – 100	63.0	48.0	56.2	54.6	57.3	49.4	58.8	57.1	47.7	56.4	48.8	50.0	55.6	63.5	48.1	55.0	51.6	61.0	47.3	52.8
NLLB – 200	65.4	47.3	54.0	51.5	57.0	50.4	59.1	56.9	46.7	58.6	47.5	47.8	52.9	65.9	46.8	52.0	49.9	63.2	46.3	50.4
Seamless – MAT	63.4	43.5	54.2	48.3	58.5	51.3	60.1	58.6	41.2	57.0	41.7	42.3	53.6	62.8	43.6	48.8	45.0	62.4	41.6	46.0
OPUS – MTSla – Sla	65.6	43.5	-	48.2	59.5	50.0	-	54.3	42.6	53.2	-	44.0	-	-	-	-	46.0	57.8	41.8	-
OPUS – MTSK – EN	-	-	-	-	-	-	62.1	-	-	-	-	-	-	66.6	-	-	-	-	-	-
Our contribution:																				
baseline	64.2	49.2	56.6	55.5	58.7	50.8	60.7	58.2	48.5	56.9	49.3	50.3	56.1	64.2	48.7	55.4	52.0	61.5	47.3	52.5
P4POL	-	49.5	54.4	53.6	-	-	-	-	48.5	-	49.6	50.7	53.2	-	49.4	53.2	50.4	-	48.0	51.1
P5ENG	64.9	48.7	56.0	54.8	59.5	51.8	61.2	58.4	48.3	58.1	49.2	50.2	54.9	65.8	48.6	54.6	52.4	62.2	47.8	52.9
P5CES	64.7	49.0	56.7	55.3	58.9	49.2	60.6	55.9	48.6	55.5	49.0	49.5	56.2	65.0	48.9	55.3	52.4	59.2	46.7	53.0
MultiSlav	-	49.2	56.7	55.9	-	-	-	-	48.7	-	49.5	50.7	56.3	-	49.1	55.7	52.7	-	48.0	53.6
MultiSlav+ENG	64.4	49.3	56.9	55.8	59.2	51.1	60.3	58.2	48.9	57.4	49.8	50.4	56.4	64.9	49.5	55.7	52.5	61.7	47.9	53.3
MultiSlav _{prop}	-	49.0	56.7	55.7	-	-	-	-	48.7	-	49.4	50.7	56.2	-	49.1	55.7	52.3	-	47.9	53.4
MultiSlav _{excsk2sl}	-	49.3	56.7	55.7	-	-	-	-	48.6	-	49.6	50.7	56.2	-	49.3	55.4	52.6	-	48.0	53.6
MultiSlav _{excs12sk}	-	49.1	56.7	55.9	-	-	-	-	48.8	-	49.6	50.9	56.2	-	49.3	55.9	52.4	-	47.8	52.9
MultiSlav _{excbboth}	-	49.2	56.7	55.6	-	-	-	-	48.6	-	49.5	50.6	56.2	-	49.2	55.5	52.3	-	47.8	53.1

Table 12: Detailed chrF results; Higher is better; Underlined are the best results, **bolded** are the best open-source results.

source language target language	CES →				ENG →				POL →				SLK →				SLV →			
	ENG	POL	SLK	SLV	CES	POL	SLK	SLV	CES	ENG	SLK	SLV	CES	ENG	POL	SLV	CES	ENG	POL	SLK
GoogleTranslate	<u>43.2</u>	21.5	27.6	<u>29.4</u>	<u>36.5</u>	<u>25.0</u>	<u>39.8</u>	35.5	22.1	32.6	<u>23.3</u>	23.6	27.3	<u>43.0</u>	20.6	<u>29.1</u>	27.0	39.4	20.6	<u>28.2</u>
PaLM – 2	42.5	<u>21.6</u>	<u>30.4</u>	27.9	36.4	24.9	37.8	<u>36.0</u>	<u>22.6</u>	<u>33.6</u>	23.2	<u>23.9</u>	<u>29.4</u>	42.8	<u>21.2</u>	26.7	<u>28.3</u>	<u>40.3</u>	<u>21.0</u>	28.0
ChatGPT – 3.5	38.8	18.4	27.5	26.1	30.8	21.5	29.9	30.3	18.6	28.5	18.6	20.3	26.9	38.1	17.5	26.0	23.9	35.1	18.0	23.0
M2M – 100	36.7	18.3	28.0	26.0	30.4	19.0	32.0	29.3	19.8	27.5	20.8	20.9	27.6	36.7	17.6	26.6	24.3	33.9	17.8	24.9
NLLB – 200	40.1	17.5	26.3	23.0	30.0	20.1	32.2	29.2	19.2	30.9	19.2	18.6	24.9	40.3	17.0	23.3	22.5	37.6	17.0	22.1
Seamless – MAT	37.7	11.6	24.5	16.9	30.8	20.6	32.8	31.0	11.6	29.3	11.8	10.9	23.3	37.0	11.8	17.5	14.9	36.4	10.0	15.9
OPUS – MTSla – Sla	39.8	13.6	-	18.6	32.8	19.5	-	24.8	14.6	22.9	-	14.8	-	-	-	-	17.4	28.7	12.3	-
OPUS – MTSK – EN	-	-	-	-	-	-	36.0	-	-	-	-	-	-	40.4	-	-	-	-	-	-
Our contribution:																				
baseline	36.9	19.2	28.2	27.0	31.4	20.1	34.1	29.8	20.3	26.7	20.6	20.9	27.7	36.2	18.0	26.6	24.4	33.3	17.0	24.3
P4POL	-	19.3	27.1	24.9	-	-	-	-	20.2	-	20.9	21.5	25.5	-	19.1	24.8	22.7	-	17.7	23.3
P5ENG	37.9	18.5	28.2	25.7	32.6	21.0	34.8	30.0	19.9	28.8	20.5	20.5	26.9	38.6	18.2	25.6	24.7	34.8	17.6	24.6
P5CES	37.9	19.0	28.1	26.7	31.9	18.8	33.7	27.4	20.2	26.2	20.4	20.0	27.8	37.9	18.3	26.6	24.9	31.4	16.7	24.9
MultiSlav	-	18.9	28.3	27.5	-	-	-	-	20.6	-	21.2	21.6	27.9	-	18.7	27.1	25.3	-	17.8	25.8
MultiSlav+ENG	37.2	19.0	28.6	27.4	32.0	20.5	33.4	30.2	20.7	27.7	21.3	21.2	28.0	37.2	18.7	27.1	25.2	33.7	18.0	25.3
MultiSlav _{prop}	-	19.3	28.3	27.3	-	-	-	-	20.3	-	20.7	21.4	27.6	-	18.8	27.2	24.7	-	17.6	25.4
MultiSlav _{excsk2sl}	-	19.3	28.5	27.1	-	-	-	-	20.4	-	20.9	21.5	27.6	-	18.9	26.6	24.9	-	18.0	25.8
MultiSlav _{excs12sk}	-	18.9	28.4	27.4	-	-	-	-	20.6	-	21.2	21.9	27.7	-	18.8	27.4	24.6	-	17.8	25.0
MultiSlav _{excbboth}	-	19.1	28.3	27.0	-	-	-	-	20.4	-	21.0	21.2	27.7	-	18.7	26.8	24.8	-	17.8	25.2

Table 13: Detailed BLEU results; Higher is better; Underlined are the best results, **bolded** are the best open-source results.