

CrossVTON: Mimicking the Logic Reasoning on Cross-category Virtual Try-on guided by Tri-zone Priors

Donghao Luo^{1,2*}, Yujie Liang^{3*}, Xu Peng², Xiaobin Hu², Boyuan Jiang², Chengming Xu², Taisong Jin³, Chengjie Wang², Yanwei Fu^{1†}

¹Fudan University, ²Tencent, ³Xiamen University

dhluo24@m.fudan.edu.cn, liangyujie@stu.xmu.edu.cn, {ppxupeng, xiaobinhu, byronjiang, chengmingxu, jasoncjwang}@tencent.com, jintaisong@xmu.edu.cn, yanweifu@fudan.edu.cn




Figure 1: Tri-zone prior decomposes the content of the model image to determine whether it belongs to the try-on, reconstruction, or imagination zone. Different from commonly used binary mask priors, such priors can endow our CrossVTON with the capability of cross-category virtual try-on.

Abstract

Despite remarkable progress in image-based virtual try-on systems, generating realistic and robust fitting images for cross-category virtual try-on remains a challenging task. The primary difficulty arises from the absence of human-like reasoning, which involves addressing size mismatches between garments and models while recognizing and leveraging the distinct functionalities of various regions within the model images. To address this issue, we draw inspiration from human cognitive processes and disentangle the complex reasoning required for cross-category try-on into a structured framework. This framework systematically decomposes the model image into three distinct regions: try-on, reconstruction, and imagination zones. Each zone plays a specific role in accommodating the garment and facilitating realistic synthesis. To endow the model with ro-

bust reasoning capabilities for cross-category scenarios, we propose an iterative data constructor. This constructor encompasses diverse scenarios, including intra-category try-on, any-to-dress transformations (replacing any garment category with a dress), and dress-to-any transformations (replacing a dress with another garment category). Utilizing the generated dataset, we introduce a tri-zone priors generator that intelligently predicts the try-on, reconstruction, and imagination zones by analyzing how the input garment is expected to align with the model image. Guided by these tri-zone priors, our proposed method, CrossVTON, achieves state-of-the-art performance, surpassing existing baselines in both qualitative and quantitative evaluations. Notably, it demonstrates superior capability in handling cross-category virtual try-on, meeting the complex demands of real-world applications.

* equal contribution, † corresponding author

1 Introduction

The significant expansion of e-commerce has led to a continuous demand for a more convenient and customized shopping experience. Image-based virtual try-on (VTON) has become a popular method for producing realistic images of human models dressed in particular clothing items, thus improving the consumer shopping experience. Recently, numerous researchers [Dong *et al.*, 2019; Ge *et al.*, 2021a; Issenhuth *et al.*, 2020; Han *et al.*, 2019; Han *et al.*, 2018; He *et al.*, 2022; Minar *et al.*, 2020; Wang *et al.*, 2018; Yang *et al.*, 2020] have devoted considerable effort to attaining more lifelike and photorealistic virtual try-on outcomes.

As a predominant generative method, Diffusion [Rombach *et al.*, 2022] shows high authenticity generation and rich texture-wise maintenance compared with generative adversarial networks (GANs) [Goodfellow *et al.*, 2020]. Despite these advancements, Diffusion-based approaches often struggle with the cross-category virtual try-on [Kim *et al.*, 2024; Sun *et al.*, 2024; Morelli *et al.*, 2023; Gou *et al.*, 2023] (*e.g.*, long skirt \leftrightarrow upper jacket, short sleeves \leftrightarrow long skirt) widely existing in the real-world scenarios. Although Anyfit [Li *et al.*, 2024] and AVTON [Liu *et al.*, 2024] have attempted to mitigate the cross-category virtual try-on, they mainly adopt the adjustment on the mask strategy to fit the length of target garments. To handle the challenging cross-category cases (*e.g.*, long skirt \leftrightarrow upper jacket), these methods usually require users to specify one of three major categories (*i.e.*, upper garments, lower garments, and dresses) to distinguish the area to be processed, rather than adaptively determine the area based on the model image and garment image. Such manual intervention still suffers from the performance deterioration and the lack of reasoning ability to reasonably paint the imagination zone, as shown in Fig. 1.

The hidden reason for this obstacle lies in the lack of logical reasoning about how the target garment is dressed on the model and split the picture into the different zones, *i.e.*, the reconstruction zone that is learning from the model image, the try-on zone that is referring to the garment image, and imagination zone that developing the imaginative potential of Diffusion to paint on. Thus, to enhance cross-category try-on performance in more practical and diverse real-world scenarios, it is both meaningful and essential for the try-on model to develop logical reasoning and adaptively learn the variable tri-regions based on the input garment and model images.

Following this research line, we propose a novel pipeline to prompt the tri-zone priors via mimicking logic reasoning for cross-category try-on. Such a pipeline includes the iterative cross-category data construction and progressively training manner guided by tri-zone priors. Basically, we classify the cross-category cases into the intra-category, Any-to-Dress and Dress-to-Any cross-category depending on the length and category of the target garments. Given a model and a garment, we customize a tri-zone priors generator to reason the different function zones as a constraint for better reasonable cross-category try-on. Typically, the imagination region is required when the clothing in the original model image does not fully cover the target garment area. By leveraging the masks of these three regions, it is possible to eliminate the need for

manual specification of the clothing category in the virtual try-on task, thereby facilitating cross-category try-on.

Considering that the existing models fail to directly construct challenging dress-to-any cross-category cases (*e.g.*, long skirt \rightarrow upper or lower), we tailor an iterative cross-category data construction to progressively compose the quadruplets data from simple to more complex cases. The iterative cross-category data construction is first based on the off-the-shelf try-on model and then adopts the mask-adjust operator (*i.e.*, stretch or shorten mask) to collect intra-category data (*e.g.*, upper \rightarrow upper) and Any-to-Dress cross-category data (*i.e.*, change the any category with dress) to compose quadruplets data (*e.g.*, synthetic model with long-skirt, short garment, real-model with short garment, tri-zone prior ground-truth). After train the CrossVTON with the ability with the intra-category and Dress-to-Any cross-category try-on, we then use this pre-trained CrossVTON to obtain the Dress-to-Any cross-category quadruplets data (*i.e.*, real model with long-skirt, long garment, synthetic-model with short garment, tri-zone prior ground-truth). With the aid of such an iterative cross-category data construction, we finally progressively train two-stage CrossVTON to both satisfy the intra-category and cross-category virtual try-on. To mitigate the performance deterioration caused by the synthesis image, we always obey the principle that the real image is regarded as the ground-truth and the synthesis image is only as the input. Such a principle encourages the virtual try-on results close to the real data distribution. Overall, the main contributions of this paper can be summarized as follows:

- A novel tri-zone priors are proposed to mimic the logic reasoning to distinguish different functionalities of various zones (*i.e.*, try-on, reconstruction, or imagination area) after considering the cross-category inputs.
- An iterative cross-category data scheme is designed to successively generate quadruplets data for cross-category virtual try-on.
- A progressively training manner guided by tri-zone priors to enable the CrossVTON with the capability of cross-category virtual try-on.
- Extensive qualitative and quantitative evaluations have clearly demonstrated CrossVTON’s superiority over state-of-the-art virtual try-on models, particularly in managing cross-category virtual try-on scenarios.

2 Related Work

Image-based Virtual Try-on. GAN-based methods [Lee *et al.*, 2022; Men *et al.*, 2020; Xie *et al.*, 2023; Yang *et al.*, 2023] have been extensively explored for natural image generation but often struggle to produce high-fidelity outfitted images. With the rapid progress of Text-to-Image diffusion models [Saharia *et al.*, 2022; Ruiz *et al.*, 2023; Hu *et al.*, 2024], recent studies [Chen *et al.*, 2024; Liang *et al.*, 2024; Team, 2024; Zhu *et al.*, 2023] have adopted pre-trained diffusion models as generative priors for virtual try-on. Approaches like IDM-VTON [Choi *et al.*, 2024] and FitDiT [Jiang *et al.*, 2024] refine inpainting diffusion models to preserve details and enhance image realism. However, despite their success in generating high-quality results, these methods face significant

challenges in cross-category virtual try-on due to the lack of priors necessary for reasoning about size mismatches, a key challenge in real-world applications. Motivated by this, we present a novel CrossVTON method here.

Cross-category Virtual Try-on. Cross-category virtual try-on remains a challenging yet under-explored problem, limiting the development of generalized solutions. AVTON [Liu *et al.*, 2024] introduces a limbs prediction module for basic cross-category cases, while AnyFit [Li *et al.*, 2024] uses an adaptive mask boost to refine masks during inference. However, these methods only handle simple scenarios (*e.g.*, long sleeves \leftrightarrow short sleeves) and struggle with complex cases such as long skirts \leftrightarrow upper jackets. To address this, we propose a tri-zone prior framework to emulate logical reasoning, enabling differentiation of functional zones in cross-category try-on.

Image Synthesis of Try-on. Try-on training typically requires paired data where the same individual appears in different outfits with identical ID, pose, and background, varying only the garment. However, such data is challenging to collect, prompting research into curated data constructors for specific try-on tasks. WUTON [Issenhuth *et al.*, 2020] and PF-AFN [Ge *et al.*, 2021b] adopt a student-teacher paradigm, using parsing-based reconstruction to train models without relying on parsing during inference. While these methods leverage realistic try-on images, they are limited by data scale and scenario diversity. Recently, BooW-VTON [Zhang *et al.*, 2024] generates pseudo triplet pairs using off-the-shelf IDM models and employs wild data augmentation for mask-free virtual try-on. However, these methods still struggle with cross-category and size-mismatching scenarios in virtual try-on data construction, which are tackled in this paper.

3 Method

To solve cross-category try-on, we propose CrossVTON to support cross-category virtual try-on. In Section 3.1, we propose that solving this problem requires prior knowledge of three types of regions. In Section 3.2, we present CrossVTON model consisting of Tri-zone Net and Try-on Net to respectively generate and utilize tri-zone for try-on task. In Section 3.3, we introduce our progressive learning paradigm for cross-category try-on task.

3.1 Tri-zone Priors for Virtual Try-on

Existing diffusion-based methods typically regard virtual try-on as a conditional inpainting task. The mask is only derived from the model image rather than comprehensively taking into account how the garment is dressed on the model. Moreover, the mask only focus on two types of zone: reconstruction region and generation region without the capability to reason the imagination zone.

To tackle the aforementioned problems, we propose that virtual try-on task actually needs to distinguish three types of regions: The *try-on region* Z^{tryon} , which indicates the area covered by the target clothing worn on the model. This area should comprehensively take into account the information of both the model and the garment. It should maintain consistency with the model in aspects of posture and body shape,

and with the clothing in terms of pattern. The *reconstruction region* Z^{recon} which represents the area that ought to be exactly the same as the original image, typically including the face, hands, feet, and background. The *imagination region* Z^{imagi} which reveals the area that needs to be complemented by the model through its imaginative faculty, and the outcome of this supplementation should be as harmonious as feasible with the other two regions. It is worth noting that among the three types of regions, the try-on region and the reconstruction region are essential. Typically, the imagination region is necessary when the clothing in the original model image does not fully cover the new clothing area. By utilizing the masks of these three regions, it becomes possible to avoid manually specifying the clothing category in the virtual try-on task, thereby enabling cross-category try-on. Furthermore, these three types of regions should adaptively determined based on the model image and the target clothing.

3.2 Model Structure of CrossVTON

As shown in Fig. 2, we design a two-stage pipeline, termed as CrossVTON for cross-category virtual try-on. For the first stage, a tri-zone mask is generated via Tri-zone Net to distinguish three types of regions. Subsequently, in the second stage, leveraging the tri-zone mask as a prior, the process of try-on is executed in a manner of inpainting via Try-on Net.

The objective of the Tri-zone Net is to generate a reasonable tri-zone mask given a model and target clothing. As shown in Fig. 2, we adopt SD3 as the backbone. To more effectively extract high-level semantic information such as the pattern and length of the clothing, we utilize the image encoder of CLIP to extract clothing features and then substitute the text embedding in the original SD3 with these features. The goal of the Try-on Net is to obtain a natural and harmonious try-on result given a model, target clothing, and the tri-zone prior. As depicted in Fig. 2, we also adopt SD3 as backbone. Since the focus of the second stage is on maintaining the details of the clothing, which corresponds to low-level features, we employ GarmentNet to extract clothing features. The structure of GarmentNet is identical to that of SD3, and it is initialized with the weights of SD3. Subsequently, the clothing feature is fused to latent feature by concatenating K and V of the clothing features and then calculating self-attention. The training loss for first and second stage are both consistent with that of SD3,

$$L_g = \mathbb{E}_{\epsilon \sim \mathcal{N}(0,1), t \sim \mathcal{U}(t)} [w(t) \|\epsilon_\theta(z_t; I_{vec}, t) - \epsilon\|^2], \quad (1)$$

where $z_t = (1 - t)z_0 + t\epsilon$ is the noisy latent, and $w(t)$ is a weighting function at each timestep t .

Training CrossVTON for tri-zone try-on relies on a large amount of quadruple data. The quadruple consists of: 1) a model picture P_a , where the model wears clothing of pattern a ; 2) a model picture P_b , with the model wearing clothing of pattern b ; 3) the clothing of pattern b ; and 4) the tri-zone mask $M^{P_a \rightarrow P_b}$ that corresponds to substituting the clothing in P_a with that in P_b . P_a and P_b share the same model, posture, and background, with the only variance being the clothing. Clothing a and clothing b can be either from the same category or different categories. A model trained in this fashion exhibits

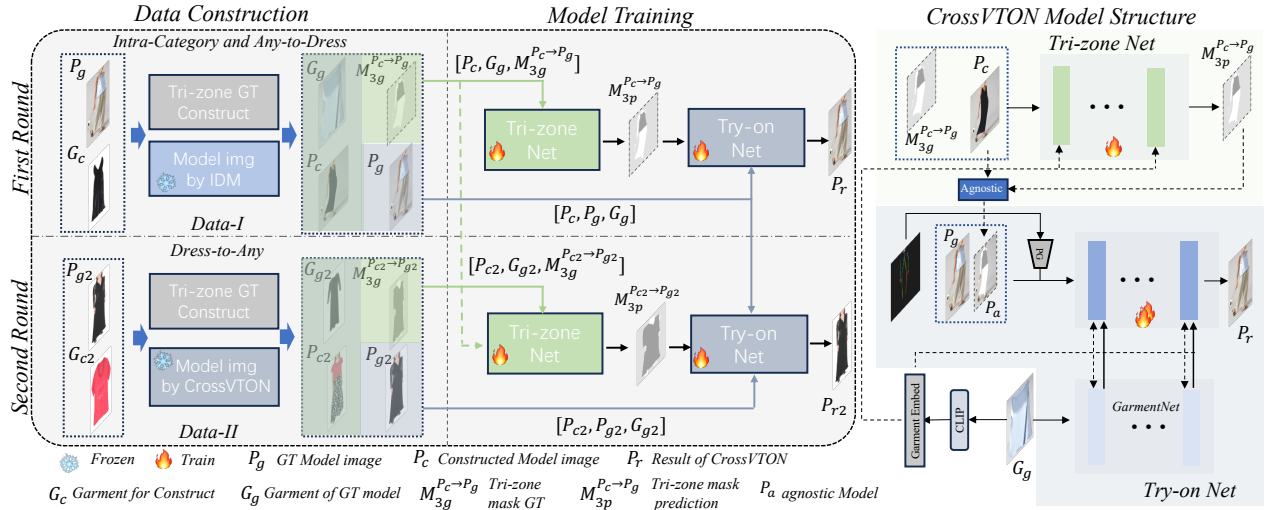


Figure 2: An overview of the whole pipeline and the structure of CrossVTON which consists of Tri-zone and Try-on Net. The pipeline illustrates two rounds iterative cross-category data construction by synthesizing the Intra-category, Any-to-dress, and Dress-to-any data. At each round, the CrossVTON is trained progressively to generate tri-zone priors and endow the ability of cross-category virtual try-on.

excellent generalization capabilities for both in-category and cross-category try-on.

However, existing virtual try-on datasets generally consist of pairs of model image and their corresponding clothing. This is merely a subset of the quadruple data, specifically the model picture P_b and the clothing b . Even with the co-operation of the clothing model, it remains challenging to acquire P_a and $M^{(P_a \rightarrow P_b)}$. Therefore, the quadruple data can only be obtained through data construction methods. To align with the model training process, we denote the ground-truth model image during model training as P_g , the corresponding garment image as G_g , the model image constructed using P_g and G_c as P_c , and the ground-truth tri-zone mask for try-on the model image P_c with G_g as $M_{3g}^{P_c \rightarrow P_g}$. Consequently, the quadruple data is represented as $[P_c, P_g, G_g, M_{3g}^{P_c \rightarrow P_g}]$.

When training the first-stage model, P_c is utilized as the input model image, and the garment image G_g is employed as the input clothing. The model predicts the tri-zone mask $M_{3p}^{P_c \rightarrow P_g}$, with $M_{3g}^{P_c \rightarrow P_g}$ acting as the ground-truth for supervision during training. When training the second-stage model, the model takes the model image P_c , the ground-truth clothing image G_g , and the tri-zone mask $M_{3p}^{P_c \rightarrow P_g}$ predicted in first stage as inputs. Subsequently, the model predicts the try-on result P_r , with P_g serving as the ground-truth for supervision in the training process.

3.3 Progressive Learning Paradigm

For the quadruple data used in training, the pattern differences between P_c and P_g should encompass as many scenarios as possible. As shown in Table 1, we categorize clothing based on types and lengths. This classification can generate diverse combinations of quadruples. Some of these quadruples can be constructed using existing mask-based methods or combined with some mask strategies. While for the remaining

		P_c					
		Upper		Dress		Lower	
		Short	Long	Short	Long	Short	Long
P_g	Upper	Short	IDM	IDM.S	IDM		N/A
		Long	IDM.S	IDM			
	Dress	Short	CrossVTON		IDM	IDM.S	CrossVTON
		Long			IDM		
	Lower	Short	N/A	IDM.S	IDM	IDM	
		Long					

Table 1: Cross-Category data construction methods. Orange background denotes constructed by IDM. Yellow background denotes IDM improved by mask strategy. Red background denotes using our CrossVTON.

quadruples, it do not work. Nevertheless, these quadruples can be constructed by leveraging the try-on model trained with the previously constructed quadruples. Therefore, we propose a progressive learning paradigm (Fig.2) that includes two rounds of data construction and two rounds of model training. First, we construct data using existing mask-based methods and their improved strategies. Then, we conduct the first-round model training using these data. Subsequently, we use the well-trained model for the second-round data construction. Finally, we perform the second-round training using all the constructed data.

First Round Data Construction

Intra-Category with match size and any-to-dress, by IDM. As shown by orange in Tab.1, when G_c and G_g fall into the same category and they have matched size (e.g. both G_c and G_g are short T-shirt), or when G_c can largely cover G_g (e.g. G_c is dress and G_g is short T-shirt), existing mask-based methods can already yield satisfactory results with specified mask. Therefore, we can directly utilize these methods to construct P_c by inputting P_g and G_c . In this paper, we employ IDM for data construction. The mask $M_2^{(P_g \rightarrow P_c)}$ employed by IDM discriminates two types of regions. The reconstruc-

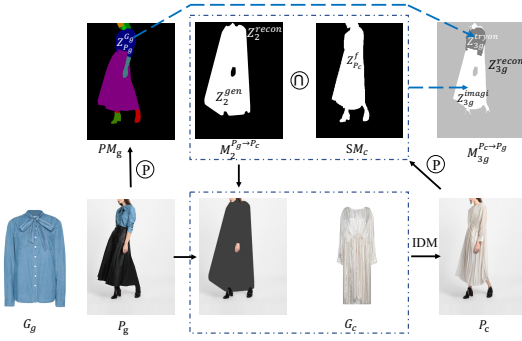


Figure 3: First round intra-category and any-to-dress data construction

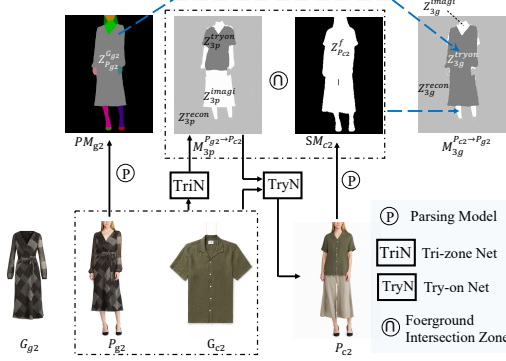


Figure 4: Second round dress-to-any data construction

tion region Z_2^{recon} denotes the area where P_c remains consistent with P_g , while the generation region Z_2^{gen} represents the area that is regenerated during the construction process.

Obtain tri-zone GT. As shown in Fig. 3, to construct the mask $M_{3g}^{(P_c \rightarrow P_g)}$ required for training CrossVTON, we actually need to distinguish three types of regions. The try-on region Z_{3g}^{tryon} represents the area of the clothing G_g in P_g , which can be obtained by extracting the G_g part $Z_{P_g}^{G_g}$ from the parsing map PM_g of P_g , i.e. $Z_{3g}^{tryon} = Z_{P_g}^{G_g}$. The imagination region Z_{3g}^{imagi} represents the area that the model needs to imagine and supplement reasonably. It can be obtained by taking the intersection of the generation region Z_2^{gen} during construction and the foreground area $Z_{P_c}^f$ of P_c segment mask SM_c , and then subtracting the intersection with the try-on region Z_{3g}^{tryon} , i.e. $Z_{3g}^{imagi} = (Z_2^{gen} \cap Z_{P_c}^f) - Z_{3g}^{tryon}$. The reconstruction region Z_{3g}^{recon} represents the area that should be consistent with the input P_c , it is the area excluding Z_{3g}^{tryon} and Z_{3g}^{imagi} .

Intra-category with mismatch size, by IDM.S. As indicated by red in Tab.1, these size-mismatch cases can't be handle by IDM. Therefore, we design dedicated data construction for such scenarios. The following uses tops as an example for illustration. For the scenario where G_g is a shorter top and G_c is a longer top, we leverage the densepose of model P_g to shift the lower boundary of Z_2^{gen} downward, thereby obtaining $Z_2^{gen\downarrow}$. Based on the new mask $M_2^{(P_{gt} \rightarrow P_{ct})\downarrow}$, we employ IDM to conduct the virtual try-on process, resulting in the model image P_c^\downarrow depicting the model wearing a longer top. For the case where G_g is a long top and G_c is a short top, we randomly shift the lower boundary of Z_2^{gen} upward to get

$Z_2^{gen\uparrow}$. Subsequently, based on the new mask $M_2^{(P_g \rightarrow P_c)\uparrow}$, we utilize IDM to conduct the try-on process, thus obtaining the model P_{ct}^\uparrow wearing a shorter top. Nevertheless, the content within the corresponding area of $Z_2^{gen} - Z_2^{gen\uparrow}$ in P_{ct}^\uparrow remains the same as that in P_g . Ultimately, we employ an inpainting model to complete this area, resulting in a reasonable P_c^\uparrow . The construction of $M_{3g}^{(P_c \rightarrow P_g)}$ follows the same approach as the IDM-based construction method.

First Round Model Training

As shown by red in Tab.1, for these categories, existing methods are unable to construct an upper-garment or lower-garment model from a dress-wearing model. Specifically, the constructed model image is not reasoning or it is exactly the original model image. However, we successfully performed the reverse data construction, namely constructing a dress-wearing model from an upper-garment or lower-garment model. Therefore, we can utilize these quadruple data to train our CrossVTON. Once trained, CrossVTON can generate reasonable try-on results when provided with a dress model and an upper-garment or lower-garment.

Second Round Data Construction

Dress-to-any, By CrossVTON. To distinguish from the first round, elements used in the second round in the following text are marked with subscript 2. As shown in Fig.4, based on the CrossVTON obtained from the first round training, using the dress-wearing model P_{g2} and the upper-garment/lower-garment G_{c2} as inputs, we can batch-construct P_{c2} with the upper-garment/lower-garment on. The mask $M_{3p}^{(P_{g2} \rightarrow P_{c2})}$ predicted by the first stage of CrossVTON consists of three types of regions: the try-on region Z_{3p}^{tryon} , the reconstruction region Z_{3p}^{recon} , and the imagination region Z_{3p}^{imagi} . When constructing $M_{3g}^{(P_{c2} \rightarrow P_{g2})}$, we take the parsed G_{c2} region $Z_{P_{g2}}^{G_{c2}}$ which from the parsing map PM_{g2} as Z_{3p}^{tryon} , i.e. $Z_{3p}^{tryon} = Z_{P_{g2}}^{G_{c2}}$. The imagination area Z_{3p}^{imagi} can be obtained using Z_{3p}^{tryon} , Z_{3p}^{imagi} and $Z_{P_c}^f$, i.e. $Z_{3p}^{imagi} = (Z_{3p}^{tryon} \cup Z_{3p}^{imagi} \cap Z_{P_c}^f) - Z_{3p}^{tryon}$. While the reconstruction region Z_{3p}^{recon} is the remaining area.

Second Round Model Training

By training the model using all the data generated in the previous two stages, we can acquire the final model. This final model is able to support cross-category and intra-category (wether size match or not) try-on task.

4 Experiments

Dataset. We trained our model on two widely adopted virtual try-on datasets: VITON-HD [Choi *et al.*, 2021] and Dress-Code [Morelli *et al.*, 2022]. By combining model image and garment image from different category of DressCode, we construct a Cross-Category DressCode test set, namely CCDC which include 7200 test pairs. To more effectively assess the performance of cross-category clothing transfer, a dedicated test set for this purpose, named the Cross-Category Garment Dataset (CCGD), has been meticulously assembled.

Methods	DressCode						VITON-HD					
	Paired			Unpaired			Paired			Unpaired		
	SSIM \uparrow	LPIPS \downarrow	FID \downarrow	KID \downarrow	FID \downarrow	KID \downarrow	SSIM \uparrow	LPIPS \downarrow	FID \downarrow	KID \downarrow	FID \downarrow	KID \downarrow
LaDI-VTON (2023)	0.9025	0.0719	4.8636	1.5580	6.8421	2.3345	0.8763	0.0911	6.6044	1.0672	9.4095	1.6866
StableVTON (2024)	-	-	-	-	-	-	0.8665	0.0835	6.8581	1.2553	9.5868	1.4508
OOTDiffusion (2024)	0.8975	0.0725	3.9497	0.7198	6.7019	1.8630	0.8513	0.0964	6.5186	0.8961	9.6733	1.2061
IDM-VTON (2024)	0.9228	0.0478	3.8001	1.2012	5.6159	1.5536	0.8806	0.0789	6.3381	1.3224	9.6114	1.6387
CatVTON (2024)	0.9011	0.0705	3.2755	0.6696	5.4220	1.5490	0.8694	0.0970	6.1394	0.9639	9.1434	1.2666
CrossVTON (Ours)	0.9130	0.0470	2.7515	0.5229	5.0465	1.2368	0.8550	0.0786	5.7171	0.8804	8.6596	0.8120

Table 2: Quantitative results on DressCode and VITON-HD datasets.




Figure 5: Visual results on CCDC (top) and CCGD (bottom). Best viewed when zoomed in.

The CCGD encompasses eight distinct categories: long-tops, short-tops, long dresses, short dresses, long pants, short pants, long skirts, and short skirts. In total, it comprises 400 model-garment pairs, 50 pairs for each category. The model and garment items from different categories are combined to compose 2000 test set pairs.

Baselines. We compare CrossVTON with five SOTA diffusion-based virtual try-on methods: LaDI-VTON [Morelli *et al.*, 2023], StableVTON [Kim *et al.*, 2024], OOTDiffusion [Xu *et al.*, 2024], IDM-VTON [Choi *et al.*, 2024],

and CatVTON [Zeng *et al.*, 2024]. While these methods excel in standard virtual try-on tasks, they fail to address cross-category scenarios with significant size mismatches.

Evaluation. Similar to other methods, we use SSIM and LPIPS, and FID and KID to evaluate the authenticity of the generated images. For the pair setting with ground truth (GT), we report the above four indicators. For the unpair setting without GT, we report FID and KID. Through extensive experimentation, we discovered that given a model, clothing, and the outcome of a try-on model, Qwen-VL-Max can pre-

Methods	Cross-Category DressCode			CCGD		
	FID ↓	KID ↓	Acc ↑	FID ↓	KID ↓	Acc ↑
LaDI-VTON	34.53	23.11	12.54	52.2	20.16	12.65
IDM-VTON	18.51	9.31	45.04	39.99	8.22	45.85
OOTDiffusion	28.69	16.52	40.72	52.72	16.7	33.05
CatVTON	23.01	14.22	55.23	46.86	14.02	41.75
Ours	9.35	3.11	69.11	33.07	3.46	61.75

Table 3: Quantitative results on Cross-Category DressCode and CCGD dataset.

Methods	FID ↓	KID ↓	Acc ↑
Ours _{w/o Tri-zone}	36.29	4.99	57.05
Ours _{merge}	33.37	4.06	58.40
Ours	33.07	3.46	61.75

Table 4: Ablation study on CCGD.

cisely determine whether the clothing transfer result is correct. Consequently, we utilize the accuracy rate provided by this model (*i.e.*, the ratio of the number of correct results to the total number of samples in the entire test set) to evaluate the model’s proficiency in cross-category try-on.

Implementation details. We utilize the official training set of VITON-HD and DressCode to construct training quadruple VITONHD-CT and DressCode-CT respectively. The former only has intra-category quadruple while the later has intra- and cross-category quadruple. To validate the performance of cross-category clothing transfer, we combine VTONHD-CT and DressCode-CT for training. Then, we conduct evaluations on the cross-category test sets CCDC and CCGD. The qualitative results are also based on this model. All models are trained uniformly with a batch size of 32, employing the AdamW optimizer at a learning rate of 3×10^{-5} .

4.1 Quantitative results

As depicted in Tab. 2, for try-on task within the same category, in comparison with several recent methods, our approach significantly outperforms all baselines. This verifies that our model, which is primarily engineered for cross-category try-on, also attains the SOTA level in conventional try-on tasks. For cross-category try-on, as illustrated in Tab. 3 CrossVTON has an advantage of 14% and 16% respectively over the second-best method On CCDC and CCGD, demonstrating its absolute leadership in the cross-category clothing transfer task.

4.2 Qualitative results

Fig.5 showcases a comparison of the visual effects of CrossVTON and other methods on CCDC and CCGD. Evidently, our method exhibits remarkable advantages across diverse cross-category scenarios. (a) and (b) illustrate that CrossVTON is capable of managing try-on tasks like transforming a skirt into an upper-garment or lower-garment, which needs sound imagination capabilities. In contrast, other methods are incapable of handling these tasks. (c), and (f) reveal that CrossVTON can effectively preserve the pattern of the dress, regardless of the clothing initially worn by the model. In contrast, the results of other methods are influenced by the original clothing on the model, with the patterns differing substantially from the provided clothing. (d) and (e) demonstrate that when the category and length of the model’s upper-garment



Figure 6: Ablation study on w/wo tri-zone prior



Figure 7: Ablation study on tri-zone and binary prior.

vary from those of the given upper-garment, CrossVTON can consistently match the provided clothing adeptly, while other methods fall short in appropriately dealing with such cases.

4.3 Ablation Study

To validate the role of the three-region prior, we remove the first stage of CrossVTON and directly utilizing $[P_{ct}, P_{gt}, C_{gt}]$ to train a mask-free Try-on Net. As presented in the tab.4, compared with CrossVTON, the accuracy Acc drops significantly by 4.7%, and both FID and KID also declines substantially. Nevertheless, our mask-free model still holds a remarkable 11.2% edge over IDM. This clearly demonstrates the effectiveness of our progressive learning paradigm. As depicted in the fig. 6, the tri-zone prior can enhance the stability of the model. To validate the difference between the tri-zone and binary prior, we merge the try-on region and the imagination region of Tri-zone mask to form a binary prior and directly used for Try-on Net. As shown in the tab. 4, the binary prior leads to decrease on accuracy compared to the tri-zone prior, but still has a significant advantage over other methods. This indicates the tri-zone prior can provide more information to help try-on. It also demonstrates robustness of Try-on Net for different mask. The visual comparison in Fig. 7 shows the impact of the different priors on the results.

5 Conclusion

We propose novel tri-zone priors to emulate logical reasoning in distinguishing the distinct functionalities of various zones (*i.e.*, try-on, reconstruction, or imagination zones) when considering cross-category inputs. Specifically, to endow the model with reasoning capabilities for cross-category scenarios, we also develop an iterative data constructor that encompasses key cases, including intra-category, any-to-dress, and dress-to-any virtual try-on. Through this iterative data construction process, our CrossVTON is progressively trained under the guidance of tri-zone priors, thereby acquiring the capability for cross-category virtual try-on.

References

- [Chen *et al.*, 2024] Mengting Chen, Xi Chen, Zhonghua Zhai, Chen Ju, Xuewen Hong, Jinsong Lan, and Shuai Xiao. Wear-any-way: Manipulable virtual try-on via sparse correspondence alignment. *arXiv preprint arXiv:2403.12965*, 2024.
- [Choi *et al.*, 2021] Seunghwan Choi, Sunghyun Park, Minsoo Lee, and Jaegul Choo. Viton-hd: High-resolution virtual try-on via misalignment-aware normalization. In *Proceedings of the IEEE/CVF conference on computer vision and pattern recognition*, pages 14131–14140, 2021.
- [Choi *et al.*, 2024] Yisol Choi, Sangkyung Kwak, Kyungmin Lee, Hyungwon Choi, and Jinwoo Shin. Improving diffusion models for virtual try-on. *ECCV*, 2024.
- [Dong *et al.*, 2019] Haoye Dong, Xiaodan Liang, Xiaohui Shen, Bochao Wang, Hanjiang Lai, Jia Zhu, Zhiting Hu, and Jian Yin. Towards multi-pose guided virtual try-on network. In *Proceedings of the IEEE/CVF international conference on computer vision*, pages 9026–9035, 2019.
- [Ge *et al.*, 2021a] Chongjian Ge, Yibing Song, Yuying Ge, Han Yang, Wei Liu, and Ping Luo. Disentangled cycle consistency for highly-realistic virtual try-on. In *Proceedings of the IEEE/CVF conference on computer vision and pattern recognition*, pages 16928–16937, 2021.
- [Ge *et al.*, 2021b] Yuying Ge, Yibing Song, Ruimao Zhang, Chongjian Ge, Wei Liu, and Ping Luo. Parser-free virtual try-on via distilling appearance flows. In *Proceedings of the IEEE/CVF conference on computer vision and pattern recognition*, pages 8485–8493, 2021.
- [Goodfellow *et al.*, 2020] Ian Goodfellow, Jean Pouget-Abadie, Mehdi Mirza, Bing Xu, David Warde-Farley, Sherjil Ozair, Aaron Courville, and Yoshua Bengio. Generative adversarial networks. *Communications of the ACM*, 63(11):139–144, 2020.
- [Gou *et al.*, 2023] Junhong Gou, Siyu Sun, Jianfu Zhang, Jianlou Si, Chen Qian, and Liqing Zhang. Taming the power of diffusion models for high-quality virtual try-on with appearance flow. In *Proceedings of the 31st ACM International Conference on Multimedia*, pages 7599–7607, 2023.
- [Han *et al.*, 2018] Xintong Han, Zuxuan Wu, Zhe Wu, Ruichi Yu, and Larry S Davis. Viton: An image-based virtual try-on network. In *Proceedings of the IEEE conference on computer vision and pattern recognition*, pages 7543–7552, 2018.
- [Han *et al.*, 2019] Xintong Han, Xiaojun Hu, Weilin Huang, and Matthew R Scott. Clothflow: A flow-based model for clothed person generation. In *Proceedings of the IEEE/CVF international conference on computer vision*, pages 10471–10480, 2019.
- [He *et al.*, 2022] Sen He, Yi-Zhe Song, and Tao Xiang. Style-based global appearance flow for virtual try-on. In *Proceedings of the IEEE/CVF Conference on Computer Vision and Pattern Recognition*, pages 3470–3479, 2022.
- [Hu *et al.*, 2024] Xiaobin Hu, Xu Peng, Donghao Luo, Xiaozhong Ji, Jinlong Peng, Zhengkai Jiang, Jiangning Zhang, Taisong Jin, Chengjie Wang, and Rongrong Ji. Diffumattng: Synthesizing arbitrary objects with matting-level annotation. *arXiv preprint arXiv:2403.06168*, 2024.
- [Issenhuth *et al.*, 2020] Thibaut Issenhuth, Jérémie Mary, and Clément Calauzenes. Do not mask what you do not need to mask: a parser-free virtual try-on. In *Computer Vision–ECCV 2020: 16th European Conference, Glasgow, UK, August 23–28, 2020, Proceedings, Part XX 16*, pages 619–635. Springer, 2020.
- [Jiang *et al.*, 2024] Boyuan Jiang, Xiaobin Hu, Donghao Luo, Qingdong He, Chengming Xu, Jinlong Peng, Jiangning Zhang, Chengjie Wang, Yunsheng Wu, and Yanwei Fu. Fitdit: Advancing the authentic garment details for high-fidelity virtual try-on. *arXiv preprint arXiv:2411.10499*, 2024.
- [Kim *et al.*, 2024] Jeongho Kim, Guojung Gu, Minho Park, Sunghyun Park, and Jaegul Choo. Stableviton: Learning semantic correspondence with latent diffusion model for virtual try-on. In *Proceedings of the IEEE/CVF Conference on Computer Vision and Pattern Recognition*, pages 8176–8185, 2024.
- [Lee *et al.*, 2022] Sangyun Lee, Gyojung Gu, Sunghyun Park, Seunghwan Choi, and Jaegul Choo. High-resolution virtual try-on with misalignment and occlusion-handled conditions. In *European Conference on Computer Vision*, pages 204–219. Springer, 2022.
- [Li *et al.*, 2024] Yuhan Li, Hao Zhou, Wenxiang Shang, Ran Lin, Xuanhong Chen, and Bingbing Ni. Anyfit: Controllable virtual try-on for any combination of attire across any scenario. *arXiv preprint arXiv:2405.18172*, 2024.
- [Liang *et al.*, 2024] Yujie Liang, Xiaobin Hu, Boyuan Jiang, Donghao Luo, Kai Wu, Wenhui Han, Taisong Jin, and Chengjie Wang. Vton-handfit: Virtual try-on for arbitrary hand pose guided by hand priors embedding. *arXiv preprint arXiv:2408.12340*, 2024.
- [Liu *et al.*, 2024] Yu Liu, Mingbo Zhao, Zhao Zhang, Yuping Liu, and Shuicheng Yan. Arbitrary virtual try-on network: Characteristics preservation and tradeoff between body and clothing. *ACM Transactions on Multimedia Computing, Communications and Applications*, 20(5):1–23, 2024.
- [Men *et al.*, 2020] Yifang Men, Yiming Mao, Yuning Jiang, Wei-Ying Ma, and Zhouhui Lian. Controllable person image synthesis with attribute-decomposed gan. In *Proceedings of the IEEE/CVF conference on computer vision and pattern recognition*, pages 5084–5093, 2020.
- [Minar *et al.*, 2020] Matiur Rahman Minar, Thai Thanh Tuan, Heejune Ahn, Paul Rosin, and Yu-Kun Lai. Cp-vton+: Clothing shape and texture preserving image-based virtual try-on. In *CVPR workshops*, volume 3, pages 10–14, 2020.
- [Morelli *et al.*, 2022] Davide Morelli, Matteo Fincato, Marcella Cornia, Federico Landi, Fabio Cesari, and Rita Cuc-

- chiara. Dress code: High-resolution multi-category virtual try-on. In *Proceedings of the IEEE/CVF conference on computer vision and pattern recognition*, pages 2231–2235, 2022.
- [Morelli *et al.*, 2023] Davide Morelli, Alberto Baldrati, Giuseppe Cartella, Marcella Cornia, Marco Bertini, and Rita Cucchiara. Ladi-vton: Latent diffusion textual-inversion enhanced virtual try-on. In *Proceedings of the 31st ACM International Conference on Multimedia*, pages 8580–8589, 2023.
- [Rombach *et al.*, 2022] Robin Rombach, Andreas Blattmann, Dominik Lorenz, Patrick Esser, and Björn Ommer. High-resolution image synthesis with latent diffusion models. In *Proceedings of the IEEE/CVF conference on computer vision and pattern recognition*, pages 10684–10695, 2022.
- [Ruiz *et al.*, 2023] Nataniel Ruiz, Yuanzhen Li, Varun Jampani, Yael Pritch, Michael Rubinstein, and Kfir Aberman. Dreambooth: Fine tuning text-to-image diffusion models for subject-driven generation. In *Proceedings of the IEEE/CVF conference on computer vision and pattern recognition*, pages 22500–22510, 2023.
- [Saharia *et al.*, 2022] Chitwan Saharia, William Chan, Saurabh Saxena, Lala Li, Jay Whang, Emily L Denton, Kamyar Ghasemipour, Raphael Gontijo Lopes, Burcu Karagol Ayan, Tim Salimans, et al. Photorealistic text-to-image diffusion models with deep language understanding. *Advances in neural information processing systems*, 35:36479–36494, 2022.
- [Sun *et al.*, 2024] Ke Sun, Jian Cao, Qi Wang, Linrui Tian, Xindi Zhang, Lian Zhuo, Bang Zhang, Liefeng Bo, Wenbo Zhou, Weiming Zhang, et al. Outfitanyone: Ultra-high quality virtual try-on for any clothing and any person. *arXiv preprint arXiv:2407.16224*, 2024.
- [Team, 2024] Kolors Team. Kolors: Effective training of diffusion model for photorealistic text-to-image synthesis. *arXiv preprint*, 2024.
- [Wang *et al.*, 2018] Bochao Wang, Huabin Zheng, Xiaodan Liang, Yimin Chen, Liang Lin, and Meng Yang. Toward characteristic-preserving image-based virtual try-on network. In *Proceedings of the European conference on computer vision (ECCV)*, pages 589–604, 2018.
- [Xie *et al.*, 2023] Zhenyu Xie, Zaiyu Huang, Xin Dong, Fuwei Zhao, Haoye Dong, Xijin Zhang, Feida Zhu, and Xiaodan Liang. Gp-vton: Towards general purpose virtual try-on via collaborative local-flow global-parsing learning. In *Proceedings of the IEEE/CVF Conference on Computer Vision and Pattern Recognition*, pages 23550–23559, 2023.
- [Xu *et al.*, 2024] Yuhao Xu, Tao Gu, Weifeng Chen, and Chengcai Chen. Ootdiffusion: Outfitting fusion based latent diffusion for controllable virtual try-on. *arXiv preprint arXiv:2403.01779*, 2024.
- [Yang *et al.*, 2020] Han Yang, Ruimao Zhang, Xiaobao Guo, Wei Liu, Wangmeng Zuo, and Ping Luo. Towards photorealistic virtual try-on by adaptively generating-preserving image content. In *Proceedings of the IEEE/CVF conference on computer vision and pattern recognition*, pages 7850–7859, 2020.
- [Yang *et al.*, 2023] Zhijing Yang, Junyang Chen, Yukai Shi, Hao Li, Tianshui Chen, and Liang Lin. Occlumix: Towards de-occlusion virtual try-on by semantically-guided mixup. *IEEE Transactions on Multimedia*, 25:1477–1488, 2023.
- [Zeng *et al.*, 2024] Jianhao Zeng, Dan Song, Weizhi Nie, Hongshuo Tian, Tongtong Wang, and An-An Liu. Catdm: Controllable accelerated virtual try-on with diffusion model. In *Proceedings of the IEEE/CVF Conference on Computer Vision and Pattern Recognition*, pages 8372–8382, 2024.
- [Zhang *et al.*, 2024] Xuanpu Zhang, Dan Song, Pengxin Zhan, Qingguo Chen, Zhao Xu, Weihua Luo, Kaifu Zhang, and Anan Liu. Boow-vton: Boosting in-the-wild virtual try-on via mask-free pseudo data training. *arXiv preprint arXiv:2408.06047*, 2024.
- [Zhu *et al.*, 2023] Luyang Zhu, Dawei Yang, Tyler Zhu, Fitsum Reda, William Chan, Chitwan Saharia, Mohammad Norouzi, and Ira Kemelmacher-Shlizerman. Tryondiffusion: A tale of two unets. In *Proceedings of the IEEE/CVF Conference on Computer Vision and Pattern Recognition*, pages 4606–4615, 2023.

CrossVTON: Mimicking the Logic Reasoning on Cross-category Virtual Try-on guided by Tri-zone Priors

Supplementary Material

Paper ID: 3126

arXiv:2502.14373v1 [cs.CV] 20 Feb 2025

1 Overview

In this supplementary document, we present additional details and results to complement the paper.

1.1 Evaluation Detail of Acc-Qwen




Figure 1: Input image for Qwen-VL-Max.

As shown in Fig.1, the input model image, input garment image and try-on result are spliced together as input of Qwen-VL-Max. The Prompt for the Multimodal Large Language Model as follows:

I used the virtual try-on algorithm to replace the model's garment in the left-hand image with the garment in the middle. Then produced the output on the right. If the overall model image on the right is reasonable and matches the type and style of the middle-image clothing, it's considered reasonable. If the output image is the same as the input model image or the garment of output is not consistent with the middle image, the output is unreasonable. You only need to judge if it's reasonable. Reply "reasonable" if it is, and "unreasonable" if not.

Then the model will give its judgment "reasonable" or "unreasonable".

1.2 More Qualitative Results on CCDC and CCGD




Figure 2: More visual results on CCDC. Best viewed when zoomed in.



Person

Garment

Ours

IDM

CatVTON

LaDI-VTON

OOTDiffusion

Figure 3: More visual results on CCDC. Best viewed when zoomed in.



Figure 4: More visual results on CCGD. Best viewed when zoomed in.



Figure 5: More visual results on CCGD. Best viewed when zoomed in.