

# ChemHTS: Hierarchical Tool Stacking for Enhancing Chemical Agents

Zhucong Li<sup>1\*</sup>, Jin Xiao<sup>3\*</sup>, Bowei Zhang<sup>3</sup>, Zhijian Zhou<sup>1</sup>,  
Qianyu He<sup>2</sup>, Fenglei Cao<sup>4</sup>, Jiaqing Liang<sup>3</sup>, Yuan Qi<sup>1†</sup>

<sup>1</sup>Artificial Intelligence Innovation and Incubation Institute, Fudan University

<sup>2</sup>School of Computer Science, Fudan University

<sup>3</sup>School of Data Science, Fudan University

<sup>4</sup>Shanghai Academy of Artificial Intelligence for Science

{zcli22, jinxiao23, bwzhang24}@m.fudan.edu.cn,

{liangjiaqing, qi yuan}@fudan.edu.cn

## Abstract

Large Language Models (LLMs) have demonstrated remarkable potential in scientific research, particularly in chemistry-related tasks such as molecular design, reaction prediction, and property estimation. While tool-augmented LLMs have been introduced to enhance reasoning and computation in these domains, existing approaches suffer from tool invocation errors and lack effective collaboration among diverse tools, limiting their overall performance. To address these challenges, we propose ChemHTS (Chemical Hierarchical Tool Stacking), a novel method that optimizes tool invocation pathways through a hierarchical stacking strategy. ChemHTS consists of two key stages: tool self-stacking warmup and multi-layer decision optimization, enabling LLMs to refine tool usage dynamically. We evaluate ChemHTS across four classical chemistry tasks and demonstrate its superiority over strong baselines, including GPT-4o, DeepSeek-R1, and chemistry-specific models, including ChemDFM. Furthermore, we define four distinct tool-stacking behaviors to enhance interpretability, providing insights into the effectiveness of tool collaboration. Our dataset and code are publicly available at <https://github.com/Chang-pw/ChemHTS>.

## 1 Introduction

In recent years, large language models (LLMs) (Touvron et al., 2023; Achiam et al., 2023; DeepSeek-AI et al., 2025) have made groundbreaking advancements in fields such as natural language processing (NLP) and knowledge reasoning, and are gradually being applied to scientific research, particularly demonstrating immense potential in the domain of chemistry (Guo et al., 2023; Ouyang et al., 2024). LLMs leverage their robust capabilities for knowledge integration and reasoning computation to offer novel solutions for tasks such

\* Equal contribution.

† Corresponding author.

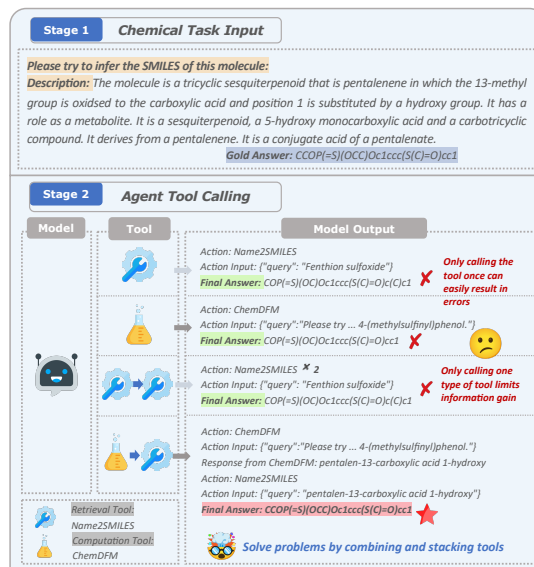


Figure 1: Using the text-based molecule design task as an example, this analysis examines the issues in model tool usage under Name2SMILES and ChemDFM tools.

as molecular design (Noutahi et al., 2023), reaction prediction (Shi et al., 2023), and property prediction (Srinivas and Runkana, 2024). This progress significantly enhances the level of automation and intelligence in chemical research.

Despite the promising prospects of LLMs in the field of chemistry, current research faces challenges. Existing models exhibit limitations in their ability to generalize across diverse tasks, and they lack access to external knowledge sources, which constrains their practical utility in scientific applications (Zhao et al., 2024; Liao et al., 2024; Han et al., 2024). Consequently, studies have integrated expert-designed tools to enhance the performance of LLMs in chemical tasks (Bran et al., 2023; Boiko et al., 2023; Song et al., 2024).

However, chemical tool-augmented LLMs still exhibit numerous challenges when confronted with complex and diverse toolsets (Bran et al., 2023). Firstly, due to the limited capabilities of tools or

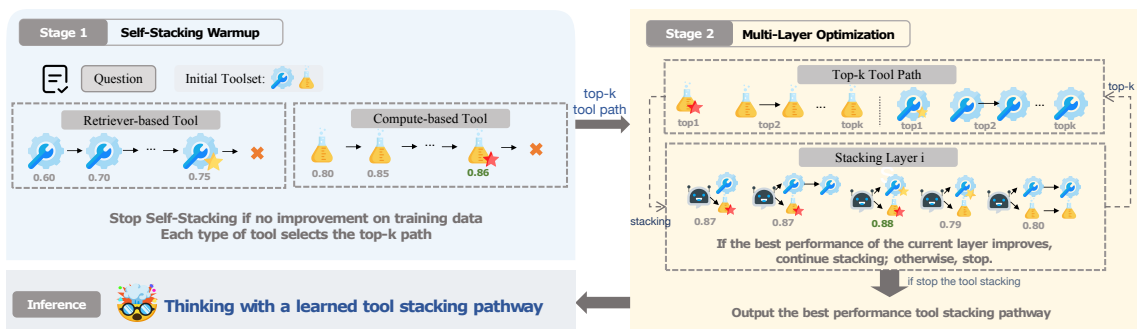


Figure 2: Our ChemHTS method framework diagram. For each chemical task, we identify the optimal tool-stacking pathway through the ChemHTS method for subsequent task inference execution.

the susceptibility of LLMs to tool calling errors, relying on a single tool invocation may result in biased outcomes (Ye et al., 2024). As illustrated in Fig. 1, if the result of invoking an agent tool once is biased, the model is unable to self-correct and may produce incorrect answers. Secondly, LLMs struggle to collaborate across different types of tools, limiting their capacity to maximize information gain (Cheng and Amiri, 2025). During reasoning, they often depend on a single category of tools, overlooking the synergistic benefits of integrating multiple tool types. As a result, errors can propagate through the reasoning chain, ultimately impairing overall task performance.

Despite the emergence of numerous studies in recent years focused on optimizing tool usage, these efforts have not yet adequately addressed the aforementioned issues. Current research primarily concentrates on optimal tool selection for individual tasks, while overlooking the collaborative interactions between tools and their impact on task inference capabilities. Some studies have attempted to leverage the context learning capabilities of LLMs by employing strategic prompting to optimize tool selection. For instance, frameworks such as Chain of Thought (CoT) (Wei et al., 2023) and ReACT (Yao et al., 2023; Yang et al., 2023) aim to guide model in effectively utilizing tools during the reasoning process. Another category of methods involves fine-tuning LLMs on tool calling datasets to enhance their tool usage capabilities. For instance, approaches such as ToolBench (Qin et al., 2023) utilizes supervised fine-tuning (Shen, 2024) to improve the model’s understanding and calling of tools. However, these approaches can only enhance the selection of individual tools to a limited extent and have not succeeded in achieving collaborative optimization among multiple tools.

To address the aforementioned issues, we propose a novel tool calling optimization method termed **ChemHTS (Chemical Hierarchical Tool Stacking)**, which aims to enhance the tool invocation process of LLMs in chemistry-related tasks. The core idea of ChemHTS is to explore the optimal tool invocation pathways through a hierarchical stacking strategy under the constraints of a given chemical task and multiple tools, thereby improving the reasoning and computational capabilities of LLMs in chemical applications. This method encompasses two key stages: tool self-stacking and tool multi-layer decision optimization.

In addition, we apply the ChemHTS method to four classic chemistry tasks: text-based molecular design, molecular description, molecular property prediction, and reaction prediction. We systematically explore the optimal tool invocation pathways for each task and conduct extensive experiments on the test sets. The results demonstrate that the tool invocation paths optimized by ChemHTS outperform several baseline models, such as GPT4o (OpenAI et al., 2024) and DeepSeek-R1 (DeepSeek-AI et al., 2025), as well as chemistry-specific models, including UniMol (Ji et al., 2024) and ChemDFM (Zhao et al., 2024), across all tasks. Furthermore, we define four distinct tool stacking behavioral patterns—**Correct, Modify, Judge, and Reserve**—and provide case studies to elucidate the reasons behind the improvements in task performance due to tool stacking. To summarize, our contributions are mainly three-fold:

- We are the first to highlight the advantages of agent tool collaboration and propose the ChemHTS method to optimize the optimal tool stacking path for agents across various chemical tasks, addressing the issue of low efficiency in the utilization of agent tools.

- Through extensive experiments, we have demonstrated that the optimal tool stacking paths derived from our method outperform numerous baseline models and chemistry-specific models across four classical chemical tasks, thereby validating the effectiveness and generalizability of our approach.
- We define four behavioural patterns of models during the tool stacking process, to conduct an in-depth analysis and interpretation of the reasons behind the performance improvements in tool stacking, thereby enhancing the interpretability of the experiments.

## 2 Related Work

### 2.1 Large Language Models for Chemistry

Large language models (LLMs) have demonstrated significant potential in chemistry, with applications spanning molecular generation, property prediction, reaction modeling, and retrosynthetic analysis (Fang et al., 2024; Tang et al., 2024; Liao et al., 2024). For instance, the ChemDFM (Zhao et al., 2024) pretrained on chemical literature and textbooks and further refined through extensive instruction tuning, has exhibited enhanced performance across various chemical tasks. Similarly, ChemCrow (Bran et al., 2023), an LLM-powered chemistry assistant, integrates multiple expert-designed chemical tools to improve LLM performance in chemistry-related applications. Despite these advancements, LLMs continue to face challenges in handling complex chemical computations and generalizing across diverse chemical problems (Ouyang et al., 2024; Han et al., 2024). Moreover, they remain inefficient in utilizing existing computational chemistry tools (Shi et al., 2023), and struggle to navigate the combinatorial and hierarchical relationships between these tools.

### 2.2 Tool-augmented LLMs

LLMs (Anil et al., 2023; Achiam et al., 2023; Touvron et al., 2023) have demonstrated strong reasoning capabilities in natural language processing and scientific computing. However, they face limitations in specialized tasks in fields such as chemistry and physics (Yang et al., 2024), including constrained computational accuracy, insufficient numerical reasoning abilities, and a lack of collaboration with external tools. To address these shortcomings, researchers have recently proposed the tool-augmented LLMs approach (Qin et al.,

2023; Wang et al., 2024; Yang et al., 2023), enabling LLMs to dynamically call external tools and thereby enhance their task execution capabilities. Representative methods include ReAct (Yao et al., 2023), which combines chain-of-thought reasoning (CoT) (Wei et al., 2023) with tool invocation to allow LLMs to dynamically acquire external information during decision-making, and Toolformer (Schick et al., 2023), which enables LLMs to autonomously decide when to call tools, improving the accuracy of computational tasks. Despite these advancements, existing research primarily focuses on single-tool invocation and has yet to explore hierarchical combinations of tools. A single tool is often insufficient to solve complex scientific problems, whereas the collaborative invocation of multiple tools holds promise for enhancing the reasoning capabilities of LLMs in chemical tasks.

## 3 ChemHTS

Our study proposes a hierarchical tool stacking method, named ChemHTS, to optimize the tool invocation process of LLMs in chemistry-related tasks. ChemHTS iteratively refines and optimizes the tool stacking trajectory, ultimately identifying the optimal sequence of tool calls to enhance computational performance (Fig.2).

### 3.1 Step 1: Tool Self-stacking Warmup

To evaluate the performance of a single tool after multiple invocations and determine its suitability for stacking, we first conduct a self-stacking warm-up phase for the individual tool. Since research in chemical tasks often integrates theoretical computations with experimental knowledge, leveraging computation to predict unknown properties or processes and retrieval to access existing knowledge, we categorize the chemical LLM toolset  $\mathcal{L}$  into two types: compute-based tools  $\mathcal{L}_c$  and retriever-based tools  $\mathcal{L}_r$ . For computational tools, it may be necessary to test whether repeated invocations lead to improved computational accuracy or stability. In contrast, for retriever-based tools, it may be important to evaluate whether multiple retrievals can enhance knowledge coverage.

For a given chemical task  $\mathcal{T}$  and its corresponding tool library  $\mathcal{L}$ , the performance of an individual tool ( $ToolA_i$ ) and its self-stacking ( $A_i \rightarrow A_i$ ) is evaluated. If repeated invocations of the same tool type result in performance degradation, further stacking of that tool is discontinued. From each

category, the top- $k$  most effective tool combinations are selected for the next stage of stacking, as outlined in Algorithm 1. These refined tool-stacking pathways are encapsulated as new tools, reducing the subsequent search space, improving computational efficiency, and providing stronger tool combination strategies for the next phase.

### 3.2 Step 2: Multi-Layer Optimization

---

#### Algorithm 1 ChemHTS Algorithm

---

**Require:** Training dataset  $\mathcal{D}$ , tool library  $\mathcal{L}$  (including compute-based tools  $\mathcal{L}_c$  and retriever-based tools  $\mathcal{L}_r$ ), maximum hierarchy depth  $n$ , number of selected paths per category  $k$ , maximum tool selection per step  $m$ .

**Ensure:** Optimized tool invocation strategy  $\mathcal{P}^*$ .

```
1: STEP 1: SELF-STACKING WARMUP
2: for each tool  $T_i \in \mathcal{L}_c \cup \mathcal{L}_r$  do
3:   Evaluate self-stacking paths of  $T_i$  on  $\mathcal{D}$ .
4: end for
5: Select the Top- $k$  best-performing paths for computational tools  $\mathcal{P}_c$  and retriever tools  $\mathcal{P}_r$ .
6: Encapsulate selected tool stacks as new tools in  $\mathcal{L}$ .
7: STEP 2: MULTI-LAYER OPTIMIZATION
8: Initialize hierarchy level  $L \leftarrow 1$ .
9: while  $L \leq n$  do
10:  Sort computational tools  $\mathcal{L}_c$  and RAG tools  $\mathcal{L}_r$  based on performance metrics.
11:  Select Top-1 computational tool  $T_c^*$  and Top- $k$  RAG tools  $\mathcal{P}_r$ .
12:  Select Top-1 RAG tool  $T_r^*$  and Top- $k$  computational tools  $\mathcal{P}_c$ .
13:  for each tool subset  $\mathcal{L}_L \subseteq (\mathcal{P}_c \cup \mathcal{P}_r)$ ,  $|\mathcal{L}_L| \leq m$  do
14:    Evaluate the performance of the tool invocation path.
15:    if current best performance  $\leq$  previous best performance then
16:      STOP stacking process.
17:      BREAK.
18:    end if
19:  end for
20:  Encapsulate best-performing paths as new tools.
21:   $L \leftarrow L + 1$ .
22: end while
23: Select the best tool invocation path  $\mathcal{P}^*$  as the final strategy.
24: return  $\mathcal{P}^*$ .
```

---

To explore the optimal invocation pathways across tool combinations and progressively encapsulate the best tools, ultimately determining the globally optimal tool invocation strategy, we divide the tool-stacking process into multiple layers and perform stacking optimization step by step. In the first layer, the Top-1 computational tool selected in Stage 1 is combined with the Top- $k$  retrieval tools, and the Top-1 retrieval tool is combined with the Top- $k$  computational tools. Each agent is restricted to selecting the best tool from a pool of  $m$  candidate tools in each step. If the optimal performance in this layer is worse than that of Stage 1,

the stacking process is terminated; otherwise, the iteration continues. In subsequent layers, all tools are re-ranked, and the top  $k$  optimal pathways in each category are selected and encapsulated as new tools. This process continues until either the maximum number of layers  $n$  is reached or no further optimization space remains. Finally, the optimal tool invocation pathway is selected as the general tool invocation strategy for the given task.

## 4 Experiments

### 4.1 Experiment Setup

**Dataset** We evaluate the performance of ChemHTS in the field of chemistry using ChemLLMBench. ChemLLMBench (Guo et al., 2023) comprises a series of chemistry-related tasks that cover a wide range of chemical topics. In this study, we focus on four representative tasks and select 100 evaluation instances for each task, consistent with the evaluation experiments in ChemDFM, as the test set. Since the evaluation dataset for each task in ChemLLMBench contains only 100 instances, we adopt a similar approach to that in (Guo et al., 2023) to select the training set. For the **Text-Based Molecule Design and Molecule Captioning** tasks, we randomly sample 100 instances from the ChEBI-20-MM (Liu et al., 2025) dataset, excluding the corresponding test set, as the training set. For the **Reaction Prediction** task, we randomly sample 100 instances from the USPTO-MIT (Jin et al., 2017) dataset, excluding the corresponding test set, as the training set. For the **Molecular Property Prediction** task, we randomly sample 50 instances for each dataset from the BBBP, HIV, BACE, Tox21, and ClinTox (Wu et al., 2018) datasets, excluding the corresponding test sets, as the training set. The details of our dataset are shown in Tab. 1.

**Models** We categorize current models into three primary groups: task-specific specialist models, LLM-based generalist models, and tool-based agent models. Task-specific specialist models refer to non-LLM models designed for specific tasks. Tool-based agent models leverage GPT-4o (OpenAI et al., 2024) as the core agent, augmented with additional tools tailored to the specific task. To ensure fair comparisons, we use the same test set for evaluating different models on each task.

**Tools** To facilitate the experimental process, for each task, we provide only the most relevant tools

Ability	Task	Task Type	Dataset	#train	#test	Retrieval Tool	Compute Tool
Understanding	Molecular Property Prediction	Classification	BBBP, HIV, BACE, Tox21, ClinTox	250	100	SMILES2Property	UniMol-v2
Reasoning	Reaction Prediction	Generation	USPTO-MIT	100	100	SMILES2Property	Chemformer
Text-Based Molecule Design	Generation	-	ChEBI-20-MM	100	100	Name2SMILES	ChemDFM
Explaining	Molecule Captioning	Generation	ChEBI-20-MM	100	100	SMILES2Description	Text+ChemT5

Table 1: Details of the training and test sets for the four chemistry tasks.

for the two categories: computational tools and retrieval tools. Details can be found in Tab. 1.

## 4.2 Results

### 4.2.1 Text-based Molecule Design

In the text-based molecule design task, LLMs predict a molecule’s SMILES (Simplified Molecular Input Line Entry System) representation based on a given description, testing their ability to interpret and translate chemical language into valid molecular structures (Zhao et al., 2024). Our study employs two sets of metrics to evaluate the performance of the task. The first set of metrics measures the text-based similarity between the predicted SMILES and the gold standard SMILES, including exact match, BLEU, and Levenshtein distance (Haldar and Mukhopadhyay, 2011). The second set of metrics assesses the chemical similarity between the predicted molecules and the reference molecules, encompassing the validity of the predicted SMILES and the FTS (Fingerprint Tanimoto Similarity) (Tanimoto, 1958), calculated based on MACCS, RDK, and Morgan (Morgan, 1965).

Model	Exact $\uparrow$	BLEU $\uparrow$	Dis $\uparrow$	Validity $\downarrow$	MACCS $\uparrow$	RDK $\uparrow$	Morgan $\uparrow$
<i>Task-specific specialist models</i>							
MolXPT (Liu et al., 2023)	0.22	-	-	<b>0.98</b>	0.86	0.76	0.67
Text+Chem T5 (Christofidellis et al., 2023)	0.32	0.85	16.87	0.94	0.90	0.82	0.75
Mol-Instruction (Fang et al., 2024)	0.02	0.35	41.40	1.00	0.41	0.23	0.15
<i>LLM-based generalist models</i>							
GPT-4o (OpenAI et al., 2024)	0.01	0.57	52.85	0.91	0.71	0.54	0.38
Deepseek-R1 (DeepSeek-AI et al., 2025)	0.02	0.56	92.29	0.57	0.48	0.38	0.31
Llama3-70b (AI@Meta, 2024)	0.03	0.57	46.63	0.78	0.57	0.40	0.30
Llama3-8b (AI@Meta, 2024)	0.01	0.41	155.17	0.45	0.27	0.15	0.11
ChemDFM-13B (Zhao et al., 2024)	0.32	0.85	<u>11.58</u>	0.94	0.81	0.73	0.67
<i>Tool-based Agent models</i>							
Agent (1-tool, Name2SMILES)	0.25	0.70	84.81	0.72	0.67	0.61	0.56
Agent (1-tool, ChemDFM)	0.35	0.86	12.66	<u>0.97</u>	0.88	0.79	0.73
Agent (2-tool)	<u>0.34</u>	<u>0.87</u>	12.63	0.94	0.85	0.80	0.74
Ours (Stacking Agent)	<b>0.38</b>	<b>0.93</b>	<b>8.68</b>	0.96	<b>0.92</b>	<b>0.87</b>	<b>0.80</b>

Table 2: Benchmark results of different models in text-based molecule design tasks. All LLM-based generalist models are evaluated on 0-shot.

From the results in Tab. 2, our Stacking Agent outperforms other models in this task. Not only do the generated molecular structures meet the target requirements, but they also maintain high molecular validity. In contrast, models based on large language models perform poorly, particularly in terms of Exact and BLEU scores, suggesting difficulty in accurately generating target molecules

in a 0-shot setting. This highlights the challenge of capturing molecular structural information without external tool support. The chemistry-specific ChemDFM performs well in the 0-shot setting, surpassing other task-specific models. However, our Stacking Agent, by combining ChemDFM with the Name2SMILES tool, achieves the best results across multiple key metrics, with a BLEU score of 0.93, outperforming ChemDFM’s 0.85.

### 4.2.2 Molecule captioning

To evaluate the ability of the model to translate complex chemical information into human-readable language descriptions, we introduce the Molecule Captioning task (Guo et al., 2023). This task requires LLMs not only to accurately recognize the molecule represented by a given SMILES string, but also to generate a concise natural language description of the molecule. To assess the model’s performance on this task, we employ traditional natural language processing evaluation metrics, such as BLEU and ROUGE, to measure the similarity between the molecule descriptions generated by the model and the reference descriptions in the test set.

Model	BLEU-2 $\uparrow$	BLEU-4 $\uparrow$	ROUGE-1 $\uparrow$	ROUGE-2 $\uparrow$	ROUGE-L $\uparrow$
<i>Task-specific specialist models</i>					
Text+Chem T5 (Christofidellis et al., 2023)	0.63	0.54	<u>0.68</u>	0.54	0.62
MolXPT (Liu et al., 2023)	0.59	0.50	0.66	0.51	0.60
InstructMol (Cao et al., 2024)	0.48	0.37	0.57	0.39	0.50
Mol-Instruction (Fang et al., 2024)	0.25	0.17	0.33	0.29	0.27
<i>LLM-based generalist models</i>					
GPT-4o (OpenAI et al., 2024)	0.26	0.17	0.10	0.00	0.30
Deepseek-R1 (DeepSeek-AI et al., 2025)	0.40	0.25	0.10	0.02	0.21
Llama3-70b (AI@Meta, 2024)	0.11	0.07	0.06	0.00	0.12
Llama3-8b (AI@Meta, 2024)	0.04	0.03	0.05	0.00	0.09
ChemDFM-13b (Zhao et al., 2024)	0.32	0.27	0.49	0.37	0.48
<i>Tool-based Agent models</i>					
Agent (1-tool, SMILES2Description)	0.59	0.52	0.43	0.29	0.51
Agent (1-tool, Text+ChemT5)	0.60	0.49	0.39	0.23	0.50
Agent (2-tool)	<u>0.64</u>	<u>0.56</u>	0.45	0.29	0.55
Ours (Stacking Agent)	<b>0.73</b>	<b>0.69</b>	<b>0.70</b>	<b>0.58</b>	<b>0.76</b>

Table 3: Benchmark results of different models in molecule captioning tasks. All LLM-based generalist models are evaluated on 0-shot.

As shown in Tab. 3, Stacking Agent, built using the more efficient ChemHTS method, achieves the best overall performance across all metrics. For text generation tasks, task-specific models still hold a significant advantage in molecule captioning, while, aside from large parameters models like GPT-4o and Deepseek-R1, other large language

models still perform poorly. Additionally, a comparison between Agent (1-tool) and Agent (2-tool) shows that increasing the number of tools boosts performance (e.g., BLEU-4 improves from 0.54 to 0.56). However, simply adding more tools doesn’t lead to major gains.

### 4.2.3 Molecular Property Prediction

Molecular property prediction (Guo et al., 2021; Wang et al., 2021) is a fundamental task in computational chemistry that has garnered significant attention in recent years due to its potential applications in drug discovery, materials science, and other areas of chemistry. The task requires models to predict the chemical and physical properties of a given molecule based on its structure. The dataset consists of five tasks drawn from MoleculeNet (Wu et al., 2018), including BACE, BBBP, HIV, ClinTox, and Tox21. Among them, BACE and BBBP each consist of a balanced binary classification task. HIV includes an imbalanced binary classification task. ClinTox and Tox21 contain two and twenty-one imbalanced binary classification tasks, respectively. To address the severe label imbalance in these tasks, our study employs the Area Under the Receiver Operating Characteristic Curve (AUC-ROC) as the primary evaluation metric (Tafvizi et al., 2022). However, considering the computational challenges associated with large language models and the balanced binary task, we also incorporate Accuracy as an additional metric to provide a more comprehensive assessment.

Model	BACE		BBBP		ClinTox		HIV		Tox21		Avg	
	ACC $\uparrow$	AUC $\downarrow$	ACC $\uparrow$	AUC $\downarrow$	ACC $\uparrow$	AUC $\downarrow$	ACC $\uparrow$	AUC $\downarrow$	ACC $\uparrow$	AUC $\downarrow$		
<i>Task-specific specialist models</i>												
Uni-Mol-v2 (Ji et al., 2024)	0.75	<b>88.9</b>	0.58	<b>82.6</b>	0.51	<b>85.3</b>	<b>0.96</b>	0.07	0.92	80.0	0.74	<b>85.5</b>
MolXPT (Liu et al., 2023)	-	88.4	-	80.0	-	<b>95.3</b>	-	78.1	-	77.1	-	83.8
InstructMol (Cao et al., 2024)	-	85.9	-	64.0	-	-	-	74.0	-	-	-	-
<i>LLM-based generalist models</i>												
GPT-4o (OpenAI et al., 2024)	0.38	38.5	0.56	57.0	0.51	51.8	0.59	54.7	0.37	36.0	0.48	47.6
Deepseek-R1 (DeepSeek-AI et al., 2025)	0.62	52.7	0.61	63.6	0.48	48.2	0.51	50.5	0.75	60.1	0.59	55.0
Llama3-70B (AI@Meta, 2024)	0.55	50.9	0.59	60.1	0.48	48.8	0.20	58.3	0.59	44.9	0.48	52.6
Llama3-8B (AI@Meta, 2024)	0.50	43.8	0.54	51.4	0.49	49.5	0.05	50.5	0.43	56.1	0.40	50.2
ChemDFM-13B (Zhao et al., 2024)	0.66	78.4	0.57	66.7	0.49	49.9	0.94	73.6	0.83	79.8	0.70	77.7
<i>Tool-based Agent models</i>												
Agent (1-tool, SMILES2Property)	0.56	55.6	0.58	60.0	0.47	47.8	0.94	60.9	0.91	70.4	0.69	59.0
Agent (1-tool, UniMol-v2)	0.75	78.6	0.54	50.0	0.49	50.0	0.94	<b>96.8</b>	0.93	89.6	0.72	72.4
Agent (2-tool)	0.75	74.2	0.59	58.7	0.49	50.0	0.92	<b>95.8</b>	0.94	<b>91.7</b>	0.74	74.1
Ours (Stacking Agent)	<b>0.79</b>	81.4	<b>0.68</b>	<b>71.1</b>	<b>0.67</b>	72.3	<b>0.95</b>	<b>97.4</b>	<b>0.96</b>	<b>97.8</b>	<b>0.81</b>	<b>84.0</b>

Table 4: Benchmark results of different models in molecular property prediction tasks. All LLM-based generalist models are evaluated on 0-shot.

From the results in Tab. 4, task-specific specialist models demonstrate the best overall performance. Among the models, UniMol-v2 achieves the highest average AUC-ROC and Accuracy values across the five tasks, outperforming the other models. These findings indicate that models specifically optimized for molecular property prediction

tasks are more effective at learning the relationships between chemical molecular structures and their biological activities. Moreover, the Stacking Agent structure identified through ChemHTS outperformed LLM-based generalist models on this task, especially in the imbalanced binary classification tasks of HIV and Tox21. This suggests that tool integration methods can, to some extent, compensate for the limitations of generalist models and enhance the accuracy of prediction tasks. Finally, while our ChemHTS method falls 1.5 AUC score behind the state-of-the-art UniMol-v2, it surpasses its average accuracy (0.74) with a score of 0.81.

### 4.2.4 Reaction Prediction

Reaction prediction is a core task in the field of chemistry, with significant importance for drug discovery, materials science, and the development of novel synthetic pathways. Given a set of reactants, the goal of this task is to predict the most likely products formed during the chemical reaction (Guo et al., 2024; Schwaller et al., 2019). Similarly to the results of the text-based molecule design task, we used the same metrics to measure the task performance.

Model	Exact $\downarrow$	BLEU $\uparrow$	Dis $\uparrow$	Validity $\uparrow$	MACCS $\uparrow$	RDK $\uparrow$	Morgan $\uparrow$
<i>Task-specific specialist models</i>							
Chemformer (Irwin et al.)	<b>0.91</b>	96.1	<b>1.26</b>	1.00	<b>0.97</b>	<b>0.97</b>	<b>0.96</b>
Text+ChemT5 (Christofidellis et al., 2023)	0.83	96.0	7.42	0.98	0.96	0.96	0.94
InstructMol (Cao et al., 2024)	0.54	96.7	10.85	1.00	0.88	0.78	0.74
Mol-Instruction (Fang et al., 2024)	0.05	65.4	27.26	1.00	0.51	0.31	0.26
<i>LLM-based generalist models</i>							
GPT-4o (OpenAI et al., 2024)	0.01	65.8	27.24	0.81	0.54	0.39	0.33
Deepseek-R1 (DeepSeek-AI et al., 2025)	0.10	76.2	16.04	0.75	0.60	0.53	0.48
Llama3-70B (AI@Meta, 2024)	0.00	55.2	282.46	0.85	0.48	0.35	0.31
Llama3-8B (AI@Meta, 2024)	0.00	37.6	148.15	0.41	0.18	0.14	0.11
ChemDFM-13B (Zhao et al., 2024)	0.39	80.6	10.38	0.96	0.77	0.69	0.65
<i>Tool-based Agent models</i>							
Agent (1-tool, SMILES2Property)	0.05	43.6	33.17	0.83	0.40	0.29	0.27
Agent (1-tool, Chemformer)	0.89	96.4	2.44	1.00	0.97	0.97	0.95
Agent (2-tool)	0.87	<b>97.1</b>	1.6	1.00	0.97	0.97	0.95
Ours (Stacking Agent)	<b>0.90</b>	<b>98.4</b>	<b>0.97</b>	<b>1.00</b>	<b>0.98</b>	<b>0.98</b>	<b>0.96</b>

Table 5: Benchmark results of different models in reaction prediction tasks. All LLM-based generalist models are evaluated on 0-shot.

As shown in the Tab. 5, It can be observed that the Chemformer model performs exceptionally well in this task, achieving a product prediction accuracy of 0.91. It also outperforms other task-specific models across all metrics. In contrast, LLMs face significant challenges, with Deepseek-R1, despite its deep reasoning capabilities, only achieving 0.10 accuracy in product prediction. Similarly, the chemistry-specific ChemDFM struggles under 0-shot conditions. The ChemHTS model excels across all metrics, except for a slightly lower exact score (0.01), surpassing the Chemformer model on all other measures. For Agent (1-tool), re-

lying solely on the SMILES2Property tool leads to poor performance. However, leveraging the additional information provided by the RAG tool through integration, the agent also achieves significantly better performance.

## 5 Analysis

### 5.1 Does it improve performance if the agent can choose from more tools?

To further analyze the impact of the number of tools on the performance of chemical tasks, this study investigates the effect of varying tool numbers on the text-based molecule design task. As shown in Tab. 6, under a fixed amount of training data, increasing the number of tools from 2 to 4 results in only minor changes in BLEU-2 scores. Regarding the average BLEU-2 score, both Tool Number = 2 and Tool Number = 4 achieve a score of 0.86, while Tool Number = 3 slightly underperforms with a score of 0.85. This indicates that increasing the number of tools has limited benefits for BLEU-2 score improvement, which may be attributed to redundancy in contributions among tools and the fact that the quality of individual tools determines their impact on the final performance.

Tool Number	Train Data Number								AVG
	5		10		20		30		
	Layer	BLEU-2	Layer	BLEU-2	Layer	BLEU-2	Layer	BLEU-2	
2	0.6	0.79	2.7	0.89	3.0	0.89	3.2	0.87	0.86
3	0.4	0.81	2.5	0.87	2.8	0.86	3.0	0.85	0.85
4	0.6	0.80	2.8	0.88	3.0	0.87	3.2	0.86	0.86

Table 6: Comparison of the performance of different tools (Tool Layerber) on the text-based molecule design task under different training data sizes (Train Data Layerber). And Layer represents the number of layers of stacking agents.

### 5.2 Does more training data lead to better performance?

Our study also conducts an in-depth analysis of the performance differences in the text-based molecule design task among the optimal stacking structures identified by the ChemHTS method under varying amounts of training data. As shown in Tab. 6, BLEU-2 scores generally exhibit an upward trend with the increase in training data (from 5 to 30). For example, for Tool Number = 2, the BLEU-2 score is 0.79 when the training data is 5, and it improves to 0.87 when the training data increases to 30. Similar trends are observed for other tool

numbers, indicating that increasing the amount of training data enhances the model’s translation quality. This trend aligns with expectations; however, more training data does not always guarantee better performance. Therefore, further experimental analysis is required to determine the optimal amount of training data for different tasks and select the best combination.

Layer	1	2	3	4	7	8	10	10+	AVG
BLEU-2	0.88	0.90	0.92	0.93	0.90	0.92	0.91	0.90	0.91

Table 7: Comparison of different tool stacking levels on the performance of text-based molecule design tasks.

### 5.3 Does increasing the number of stacking layers improve performance?

This section uses the text-based molecule design task as a representative to explore whether increasing the number of stacking layers can improve performance. As shown in the results from Tab. 7, there appears to be an upper limit to the performance improvement achieved by increasing the number of stacking layers. When the number of layers is small (e.g., 1 or 2 layers), the model may fail to sufficiently capture complex features, resulting in lower BLEU-2 scores. As the number of layers increases to 7, the model’s learning capacity improves, and the generation quality reaches its peak. However, further increasing the number of layers does not lead to continued performance improvement. This could be attributed to the introduction of redundant information with excessive layers, causing a decline in text generation quality or overfitting to the training data.

### 5.4 Why tool stacking works?

This chapter explores the behavioral patterns exhibited by agents during the process of tool stacking through case analysis and examines how tool stacking enhances task performance. From the case studies, we identify **four distinct stacking behavior patterns—correct, modify, judge and reserve**, with detailed information on all cases provided in Appendix. D. Due to space limitations, this paper illustrates only one **correct** stacking behavior pattern as shown in Tab. 8. In the text-based molecular design task, two callable tools are provided to the model. The experiment first invokes the ChemDFM tool for SMILES prediction, which returns "C1(C)CC1". However, this result

Stacking Pattern	Input	Output
Correct	<p>The molecule is a cycloalkane composed of a three-carbon ring. It functions as an inhalation anesthetic. It is a cycloalkane and a member of the cyclopropane class. What is its predicted SMILES?</p> <p>Gold Answer: C1CC1</p>	<p>According to the provided description, the molecule is cyclopropane, which is a cycloalkane formed by three carbon atoms in a ring, well known for its use as an inhalation anesthetic. To confirm the SMILES notation of cyclopropane, I used the ChemDFM tool.</p> <p>Action: ChemDFM  Input: What is the SMILES notation for cyclopropane (a three-carbon cycloalkane used as an inhalation anesthetic)?  Output: CC1(C)CC1 ✗  Observation: The returned "CC1(C)CC1" does not correspond to cyclopropane. Cyclopropane should be a simple three-carbon ring, typically represented as "C1CC1". Next, I will call the Name2SMILES tool to further correct the result.</p> <p>Action: Name2SMILES  Input: Cyclopropane  Output: C1CC1  Observation: Based on the known structure of cyclopropane, the result from this tool is correct. Therefore, I will provide the correct SMILES based on the understanding of the chemical structure.</p> <p>Final Answer: C1CC1 ✓</p>

Table 8: Case analysis of "Correct" behavior patterns of agents during tools stacking.

does not conform to the standard SMILES representation of cyclopropane. The error likely arises from ChemDFM’s misinterpretation of cyclic structures, as it fails to correctly identify the single three-membered ring and instead erroneously introduces an additional branch. To address this issue, the experiment subsequently invokes the Name2SMILES tool with "Cyclopropane" as the query. This tool correctly returns "C1CC1", which is confirmed through subsequent analysis to align with the known standard structure of cyclopropane. Consequently, the final SMILES output is corrected to "C1CC1", meeting the requirements of the standard answer. This experiment shows that individual tools may have certain limitations when handling chemical structure prediction tasks, as evidenced by ChemDFM’s erroneous prediction. However, by employing the tool stacking strategy, the experiment effectively leverages the complementary strengths of multiple tools, significantly improving the accuracy of the final prediction.

### 5.5 Comparison with LLM-based Multi-Agent Systems

LLM-based Multi-Agent Systems (MAS) and Tool-augmented LLM share similarities in areas such as task decomposition, tool invocation, and information sharing. Therefore, our study focuses on comparing the performance of six multi-agent systems with different communication structures against the optimal stacking agent path proposed by our ChemHTS method in the text-based molecule design task. For details on the specific multi-agent systems, please refer to Appendix. B.1, C. As shown in Fig. 3, the BLEU-2 scores of various communication structures improve as the scale of agents increases. However, the growth trends differ significantly. When the agent scale becomes larger, the performance of different structures begins to diverge. Among them, the Full-Connected and Layered structures demonstrate significantly higher

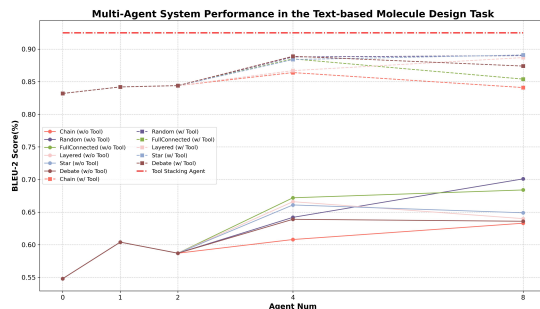


Figure 3: Performance comparison of 6 multi-agent systems with different communication structures and our optimal stacking agent path on the text-based molecule design task.

quality values compared to other structures. Nevertheless, the performance of the optimal stacking agent path surpasses the upper performance limit of the multi-agent systems. This is because the optimal path can more effectively leverage task decomposition and tool invocation capabilities while avoiding potential communication overhead and coordination bottlenecks inherent in multi-agent systems. More specific experimental results of multi-agent can be found in Appendix. C.

## 6 Conclusion

Our study proposes **ChemHTS**, a hierarchical tool stacking method to enhance tool utilization in LLM-driven chemistry tasks. By addressing key challenges such as bias from single tool calls and lack of tool collaboration, ChemHTS improves reasoning and computational efficiency. Experiments across four chemistry tasks show that ChemHTS outperforms both general LLMs and chemistry-specific models. Additionally, we identify four tool stacking behavioral patterns—Correct, Modify, Judge, and Reserve—which enhance interpretability. In summary, our work highlights the importance of tool collaboration in scientific AI, providing a systematic framework for optimizing LLM-



agent interactions in chemistry.

## Limitations

Despite the promising results of ChemHTS in optimizing tool invocation pathways for chemical tasks, several limitations remain. First, the method relies on predefined toolsets, which may not generalize well to novel or underrepresented chemistry tasks. Expanding the adaptability of ChemHTS to dynamically incorporate new tools remains an open challenge. Second, the hierarchical stacking strategy assumes that optimal tool combinations can be effectively learned from limited training data, yet real-world chemistry problems often require extensive domain expertise, which LLMs may struggle to acquire solely through tool interactions. Finally, while ChemHTS improves tool collaboration, its computational cost increases with the number of tool-stacking layers, potentially limiting its scalability in large-scale applications. Future work should explore more efficient optimization strategies and adaptive learning mechanisms to enhance both generalizability and efficiency.

## References

- Josh Achiam, Steven Adler, Sandhini Agarwal, Lama Ahmad, Ilge Akkaya, Florencia Leoni Aleman, Diogo Almeida, Janko Altenschmidt, Sam Altman, Shyamal Anadkat, et al. 2023. Gpt-4 technical report. *arXiv preprint arXiv:2303.08774*.
- AI@Meta. 2024. *Llama 3 model card*.
- Rohan Anil, Andrew M Dai, Orhan Firat, Melvin Johnson, Dmitry Lepikhin, Alexandre Passos, Siamak Shakeri, Emanuel Taropa, Paige Bailey, Zhifeng Chen, et al. 2023. Palm 2 technical report. *arXiv preprint arXiv:2305.10403*.
- Daniil A. Boiko, Robert MacKnight, Ben Kline, Gabe Gomes, et al. 2023. *Autonomous chemical research with large language models*. *Nature*, 624:570–578.
- Andres M Bran, Sam Cox, Oliver Schilter, Carlo Baldasari, Andrew D White, and Philippe Schwaller. 2023. *Chemcrow: Augmenting large-language models with chemistry tools*. *Preprint*, arXiv:2304.05376.
- He Cao, Zijing Liu, Xingyu Lu, Yuan Yao, and Yu Li. 2024. *Instructmol: Multi-modal integration for building a versatile and reliable molecular assistant in drug discovery*. *Preprint*, arXiv:2311.16208.
- Jiali Cheng and Hadi Amiri. 2025. *Tool unlearning for tool-augmented llms*. *Preprint*, arXiv:2502.01083.
- Dimitrios Christofidellis, Giorgio Giannone, Jannis Born, Ole Winther, Teodoro Laino, and Matteo Manica. 2023. *Unifying molecular and textual representations via multi-task language modelling*. In *Proceedings of the 40th International Conference on Machine Learning*, volume 202 of *Proceedings of Machine Learning Research*, pages 6140–6157. PMLR.
- DeepSeek-AI, Daya Guo, Dejian Yang, Haowei Zhang, Junxiao Song, Ruoyu Zhang, Runxin Xu, Qihao Zhu, Shirong Ma, Peiyi Wang, Xiao Bi, Xiaokang Zhang, Xingkai Yu, Yu Wu, Z. F. Wu, Zhibin Gou, Zhihong Shao, Zhuoshu Li, Ziyi Gao, Aixin Liu, Bing Xue, Bingxuan Wang, Bochao Wu, Bei Feng, Chengda Lu, Chenggang Zhao, Chengqi Deng, Chenyu Zhang, Chong Ruan, Damai Dai, Deli Chen, Dongjie Ji, Erhang Li, Fangyun Lin, Fucong Dai, Fuli Luo, Guangbo Hao, Guanting Chen, Guowei Li, H. Zhang, Han Bao, Hanwei Xu, Haocheng Wang, Honghui Ding, Huajian Xin, Huazuo Gao, Hui Qu, Hui Li, Jianzhong Guo, Jiashi Li, Jiawei Wang, Jingchang Chen, Jingyang Yuan, Junjie Qiu, Junlong Li, J. L. Cai, Jiaqi Ni, Jian Liang, Jin Chen, Kai Dong, Kai Hu, Kaige Gao, Kang Guan, Kexin Huang, Kuai Yu, Lean Wang, Lecong Zhang, Liang Zhao, Litong Wang, Liyue Zhang, Lei Xu, Leyi Xia, Mingchuan Zhang, Minghua Zhang, Minghui Tang, Meng Li, Miaojun Wang, Mingming Li, Ning Tian, Panpan Huang, Peng Zhang, Qiancheng Wang, Qinyu Chen, Qiushi Du, Ruiqi Ge, Ruisong Zhang, Ruizhe Pan, Runji Wang, R. J. Chen, R. L. Jin, Ruyi Chen, Shanghao Lu, Shangyan Zhou, Shanhuang Chen, Shengfeng Ye, Shiyu Wang, Shuiping Yu, Shunfeng Zhou, Shuting Pan, S. S. Li, Shuang Zhou, Shaoqing Wu, Shengfeng Ye, Tao Yun, Tian Pei, Tianyu Sun, T. Wang, Wangding Zeng, Wanjuan Zhao, Wen Liu, Wenfeng Liang, Wenjun Gao, Wenqin Yu, Wentao Zhang, W. L. Xiao, Wei An, Xiaodong Liu, Xiaohan Wang, Xiaokang Chen, Xiaotao Nie, Xin Cheng, Xin Liu, Xin Xie, Xingchao Liu, Xinyu Yang, Xinyuan Li, Xuecheng Su, Xuheng Lin, X. Q. Li, Xiangyue Jin, Xiaojin Shen, Xiaosha Chen, Xiaowen Sun, Xiaoxiang Wang, Xinnan Song, Xinyi Zhou, Xianzu Wang, Xinxia Shan, Y. K. Li, Y. Q. Wang, Y. X. Wei, Yang Zhang, Yanhong Xu, Yao Li, Yao Zhao, Yaofeng Sun, Yaohui Wang, Yi Yu, Yichao Zhang, Yifan Shi, Yiliang Xiong, Ying He, Yishi Piao, Yisong Wang, Yixuan Tan, Yiyang Ma, Yiyuan Liu, Yongqiang Guo, Yuan Ou, Yuduan Wang, Yue Gong, Yuheng Zou, Yujia He, Yunfan Xiong, Yuxiang Luo, Yuxiang You, Yuxuan Liu, Yuyang Zhou, Y. X. Zhu, Yanhong Xu, Yanping Huang, Yaohui Li, Yi Zheng, Yuchen Zhu, Yunxian Ma, Ying Tang, Yukun Sha, Yuting Yan, Z. Z. Ren, Zehui Ren, Zhangli Sha, Zhe Fu, Zhean Xu, Zhenda Xie, Zhengyan Zhang, Zhewen Hao, Zhicheng Ma, Zhigang Yan, Zhiyu Wu, Zihui Gu, Zijia Zhu, Zijun Liu, Zilin Li, Ziwei Xie, Ziyang Song, Zizheng Pan, Zhen Huang, Zhipeng Xu, Zhongyu Zhang, and Zhen Zhang. 2025. *Deepseek-r1: Incentivizing reasoning capability in llms via reinforcement learning*. *Preprint*, arXiv:2501.12948.
- Yilun Du, Shuang Li, Antonio Torralba, Joshua B. Tenenbaum, and Igor Mordatch. 2023. *Improving*

- factuality and reasoning in language models through multiagent debate. *Preprint*, arXiv:2305.14325.
- Yin Fang, Xiaozhuan Liang, Ningyu Zhang, Kangwei Liu, Rui Huang, Zhuo Chen, Xiaohui Fan, and Hua-jun Chen. 2024. [Mol-instructions: A large-scale biomolecular instruction dataset for large language models](#). *Preprint*, arXiv:2306.08018.
- Taicheng Guo, Kehan Guo, Bozhao Nan, Zhenwen Liang, Zhichun Guo, Nitesh V. Chawla, Olaf Wiest, and Xiangliang Zhang. 2023. [What can large language models do in chemistry? a comprehensive benchmark on eight tasks](#). *Preprint*, arXiv:2305.18365.
- Taicheng Guo, Changsheng Ma, Xiuying Chen, Bozhao Nan, Kehan Guo, Shichao Pei, Lu Yu, Nitesh V Chawla, Olaf Wiest, and Xiangliang Zhang. 2024. [Modeling non-uniform uncertainty in reaction prediction via boosting and dropout](#).
- Zhichun Guo, Chuxu Zhang, Wenhao Yu, John Herr, Olaf Wiest, Meng Jiang, and Nitesh V. Chawla. 2021. [Few-shot graph learning for molecular property prediction](#). In *Proceedings of the Web Conference 2021*, WWW '21. ACM.
- Rishin Haldar and Debajyoti Mukhopadhyay. 2011. [Levenshtein distance technique in dictionary lookup methods: An improved approach](#). *Preprint*, arXiv:1101.1232.
- Yang Han, Ziping Wan, Lu Chen, Kai Yu, and Xin Chen. 2024. [From generalist to specialist: A survey of large language models for chemistry](#). *Preprint*, arXiv:2412.19994.
- Ross Irwin, Spyridon Dimitriadis, Jiazhen He, and Esben Jannik Bjerrum. [Chemformer: a pre-trained transformer for computational chemistry](#). 3(1):015022. Publisher: IOP Publishing.
- Xiaohong Ji, Zhen Wang, Zhifeng Gao, Hang Zheng, Linfeng Zhang, Guolin Ke, and Weinan E. 2024. [Uni-mol2: Exploring molecular pretraining model at scale](#). *Preprint*, arXiv:2406.14969.
- Wengong Jin, Connor W. Coley, Regina Barzilay, and Tommi Jaakkola. 2017. [Predicting organic reaction outcomes with weisfeiler-lehman network](#). *Preprint*, arXiv:1709.04555.
- Chang Liao, Yemin Yu, Yu Mei, and Ying Wei. 2024. [From words to molecules: A survey of large language models in chemistry](#). *Preprint*, arXiv:2402.01439.
- Pengfei Liu, Jun Tao, and Zhixiang Ren. 2025. [A quantitative analysis of knowledge-learning preferences in large language models in molecular science](#). *Preprint*, arXiv:2402.04119.
- Zequn Liu, Wei Zhang, Yingce Xia, Lijun Wu, Shufang Xie, Tao Qin, Ming Zhang, and Tie-Yan Liu. 2023. [MolXPT: Wrapping molecules with text for generative pre-training](#). In *Proceedings of the 61st Annual Meeting of the Association for Computational Linguistics (Volume 2: Short Papers)*, pages 1606–1616, Toronto, Canada. Association for Computational Linguistics.
- Harry L. Morgan. 1965. [The generation of a unique machine description for chemical structures—a technique developed at chemical abstracts service](#). *Journal of Chemical Documentation*, 5:107–113.
- Emmanuel Noutahi, Cristian Gabellini, Michael Craig, Jonathan S. C Lim, and Prudencio Tossou. 2023. [Gotta be safe: A new framework for molecular design](#). *Preprint*, arXiv:2310.10773.
- OpenAI, :, Aaron Hurst, Adam Lerer, Adam P. Goucher, Adam Perelman, Aditya Ramesh, Aidan Clark, AJ Ostrow, Akila Welihinda, Alan Hayes, Alec Radford, Aleksander Mądry, Alex Baker-Whitcomb, Alex Beutel, Alex Borzunov, Alex Carney, Alex Chow, Alex Kirillov, Alex Nichol, Alex Paino, Alex Renzin, Alex Tachard Passos, Alexander Kirillov, Alexi Christakis, Alexis Conneau, Ali Kamali, Allan Jabri, Allison Moyer, Allison Tam, Amadou Crookes, Amin Tootoochian, Amin Tootoonchian, Ananya Kumar, Andrea Vallone, Andrej Karpathy, Andrew Braunstein, Andrew Cann, Andrew Codispoti, Andrew Galu, Andrew Kondrich, Andrew Tulloch, Andrey Mishchenko, Angela Baek, Angela Jiang, Antoine Pelisse, Antonia Woodford, Anuj Gosalia, Arka Dhar, Ashley Pantuliano, Avi Nayak, Avital Oliver, Barret Zoph, Behrooz Ghorbani, Ben Leimberger, Ben Rossen, Ben Sokolowsky, Ben Wang, Benjamin Zweig, Beth Hoover, Blake Samic, Bob McGrew, Bobby Spero, Bogo Giertler, Bowen Cheng, Brad Lightcap, Brandon Walkin, Brendan Quinn, Brian Guarraci, Brian Hsu, Bright Kelloog, Brydon Eastman, Camillo Lugaresi, Carroll Wainwright, Cary Bassin, Cary Hudson, Casey Chu, Chad Nelson, Chak Li, Chan Jun Shern, Channing Conger, Charlotte Barette, Chelsea Voss, Chen Ding, Cheng Lu, Chong Zhang, Chris Beaumont, Chris Hallacy, Chris Koch, Christian Gibson, Christina Kim, Christine Choi, Christine McLeavey, Christopher Hesse, Claudia Fischer, Clemens Winter, Coley Czarnecki, Colin Jarvis, Colin Wei, Constantin Koumouzelis, Dane Sherburn, Daniel Kappler, Daniel Levin, Daniel Levy, David Carr, David Farhi, David Mely, David Robinson, David Sasaki, Denny Jin, Dev Valladares, Dimitris Tsipras, Doug Li, Duc Phong Nguyen, Duncan Findlay, Edele Oiwoh, Edmund Wong, Ehsan Asdar, Elizabeth Proehl, Elizabeth Yang, Eric Antonow, Eric Kramer, Eric Peterson, Eric Sigler, Eric Wallace, Eugene Brevdo, Evan Mays, Farzad Khorasani, Felipe Petroski Such, Filippo Raso, Francis Zhang, Fred von Lohmann, Freddie Sulit, Gabriel Goh, Gene Oden, Geoff Salmon, Giulio Starace, Greg Brockman, Hadi Salman, Haiming Bao, Haitang Hu, Hannah Wong, Haoyu Wang, Heather Schmidt, Heather Whitney, Heewoo Jun, Hendrik Kirchner, Henrique Ponde de Oliveira Pinto, Hongyu Ren, Huiwen Chang, Hyung Won Chung, Ian Kivlichan, Ian O’Connell, Ian O’Connell, Ian Osband, Ian Silber, Ian Sohl, Ibrahim Okuyucu, Ikai Lan, Ilya

- Kostrikov, Ilya Sutskever, Ingmar Kanitscheider, Ishaan Gulrajani, Jacob Coxon, Jacob Menick, Jakub Pachocki, James Aung, James Betker, James Crooks, James Lennon, Jamie Kiros, Jan Leike, Jane Park, Jason Kwon, Jason Phang, Jason Teplitz, Jason Wei, Jason Wolfe, Jay Chen, Jeff Harris, Jenia Vavva, Jessica Gan Lee, Jessica Shieh, Ji Lin, Jiahui Yu, Jiayi Weng, Jie Tang, Jieqi Yu, Joanne Jang, Joaquin Quinonero Candela, Joe Beutler, Joe Landers, Joel Parish, Johannes Heidecke, John Schulman, Jonathan Lachman, Jonathan McKay, Jonathan Uesato, Jonathan Ward, Jong Wook Kim, Joost Huizinga, Jordan Sitkin, Jos Kraaijeveld, Josh Gross, Josh Kaplan, Josh Snyder, Joshua Achiam, Joy Jiao, Joyce Lee, Juntang Zhuang, Justyn Harriman, Kai Fricke, Kai Hayashi, Karan Singhal, Katy Shi, Kavin Karthik, Kayla Wood, Kendra Rimbach, Kenny Hsu, Kenny Nguyen, Keren Gu-Lemberg, Kevin Button, Kevin Liu, Kiel Howe, Krithika Muthukumar, Kyle Luther, Lama Ahmad, Larry Kai, Lauren Itow, Lauren Workman, Leher Pathak, Leo Chen, Li Jing, Lia Guy, Liam Fedus, Liang Zhou, Lien Mamitsuka, Lillian Weng, Lindsay McCallum, Lindsey Held, Long Ouyang, Louis Fevrier, Lu Zhang, Lukas Kondraciuk, Lukasz Kaiser, Luke Hewitt, Luke Metz, Lyric Doshi, Mada Aflak, Maddie Simens, Madeline Boyd, Madeleine Thompson, Marat Dukhan, Mark Chen, Mark Gray, Mark Hudnall, Marvin Zhang, Marwan Aljube, Mateusz Litwin, Matthew Zeng, Max Johnson, Maya Shetty, Mayank Gupta, Meghan Shah, Mehmet Yatbaz, Meng Jia Yang, Mengchao Zhong, Mia Glaese, Mianna Chen, Michael Janner, Michael Lampe, Michael Petrov, Michael Wu, Michele Wang, Michelle Fradin, Michelle Pokrass, Miguel Castro, Miguel Oom Temudo de Castro, Mikhail Pavlov, Miles Brundage, Miles Wang, Minal Khan, Mira Murati, Mo Bavarian, Molly Lin, Murat Yesildal, Nacho Soto, Natalia Gimelshein, Natalie Cone, Natalie Staudacher, Natalie Summers, Natan LaFontaine, Neil Chowdhury, Nick Ryder, Nick Stathas, Nick Turley, Nik Tezak, Niko Felix, Nithanth Kudige, Nitish Keskar, Noah Deutsch, Noel Bundick, Nora Puckett, Ofir Nachum, Ola Okelola, Oleg Boiko, Oleg Murk, Oliver Jaffe, Olivia Watkins, Olivier Godement, Owen Campbell-Moore, Patrick Chao, Paul McMillan, Pavel Belov, Peng Su, Peter Bak, Peter Bakkum, Peter Deng, Peter Dolan, Peter Hoeschele, Peter Welinder, Phil Tillet, Philip Pronin, Philippe Tillet, Prafulla Dhariwal, Qiming Yuan, Rachel Dias, Rachel Lim, Rahul Arora, Rajan Troll, Randall Lin, Rapha Gontijo Lopes, Raul Puri, Reah Miyara, Reimar Leike, Renaud Gaubert, Reza Zamani, Ricky Wang, Rob Donnelly, Rob Honsby, Rocky Smith, Rohan Sahai, Rohit Ramchandani, Romain Huet, Rory Carmichael, Rowan Zellers, Roy Chen, Ruby Chen, Ruslan Nigmatullin, Ryan Cheu, Saachi Jain, Sam Altman, Sam Schoenholz, Sam Toizer, Samuel Miserendino, Sandhini Agarwal, Sara Culver, Scott Ethersmith, Scott Gray, Sean Grove, Sean Metzger, Shamez Hermani, Shantanu Jain, Shengjia Zhao, Sherwin Wu, Shino Jomoto, Shiron Wu, Shuaiqi, Xia, Sonia Phene, Spencer Papay, Srinivas Narayanan, Steve Coffey, Steve Lee, Stewart Hall, Suchir Balaji, Tal Broda, Tal Stramer, Tao Xu, Tarun Gogineni, Taya Christianson, Ted Sanders, Tejal Patwardhan, Thomas Cunningham, Thomas Degry, Thomas Dimson, Thomas Raoux, Thomas Shadwell, Tianhao Zheng, Todd Underwood, Todor Markov, Toki Sherbakov, Tom Rubin, Tom Stasi, Tomer Kaftan, Tristan Heywood, Troy Peterson, Tyce Walters, Tyna Eloundou, Valerie Qi, Veit Moeller, Vinnie Monaco, Vishal Kuo, Vlad Fomenko, Wayne Chang, Weiyi Zheng, Wenda Zhou, Wesam Manassra, Will Sheu, Wojciech Zaremba, Yash Patil, Yilei Qian, Yongjik Kim, Youlong Cheng, Yu Zhang, Yuchen He, Yuchen Zhang, Yujia Jin, Yunxing Dai, and Yury Malkov. 2024. [Gpt-4o system card](#). *Preprint*, arXiv:2410.21276.
- Siru Ouyang, Zhuosheng Zhang, Bing Yan, Xuan Liu, Yejin Choi, Jiawei Han, and Lianhui Qin. 2024. [Structured chemistry reasoning with large language models](#). *Preprint*, arXiv:2311.09656.
- Chen Qian, Zihao Xie, Yifei Wang, Wei Liu, Yufan Dang, Zhuoyun Du, Weize Chen, Cheng Yang, Zhiyuan Liu, and Maosong Sun. 2024. [Scaling large-language-model-based multi-agent collaboration](#). *Preprint*, arXiv:2406.07155.
- Yujia Qin, Shihao Liang, Yining Ye, Kunlun Zhu, Lan Yan, Yaxi Lu, Yankai Lin, Xin Cong, Xiangru Tang, Bill Qian, Sihan Zhao, Lauren Hong, Runchu Tian, Ruobing Xie, Jie Zhou, Mark Gerstein, Dahai Li, Zhiyuan Liu, and Maosong Sun. 2023. [Toolllm: Facilitating large language models to master 16000+ real-world apis](#). *Preprint*, arXiv:2307.16789.
- Timo Schick, Jane Dwivedi-Yu, Roberto Dessi, Roberta Raileanu, Maria Lomeli, Luke Zettlemoyer, Nicola Cancedda, and Thomas Scialom. 2023. [Toolformer: Language models can teach themselves to use tools](#). *Preprint*, arXiv:2302.04761.
- Philippe Schwaller, Teodoro Laino, Théophile Gaudin, Peter Bolgar, Christopher A. Hunter, Costas Bekas, and Alpha A. Lee. 2019. [Molecular transformer: A model for uncertainty-calibrated chemical reaction prediction](#). *ACS Central Science*, 5(9):1572–1583.
- Ming Shen. 2024. [Rethinking data selection for supervised fine-tuning](#). *Preprint*, arXiv:2402.06094.
- Yaorui Shi, An Zhang, Enzhi Zhang, Zhiyuan Liu, and Xiang Wang. 2023. [Relm: Leveraging language models for enhanced chemical reaction prediction](#). *Preprint*, arXiv:2310.13590.
- T. Song, M. Luo, L. Chen, Y. Huang, Q. Zhu, D. Liu, et al. 2024. [A multi-agent-driven robotic ai chemist enabling autonomous chemical research on demand](#). *ChemRxiv*. This content is a preprint and has not been peer-reviewed.
- Sakhinana Sagar Srinivas and Venkataramana Runkana. 2024. [Cross-modal learning for chemistry property prediction: Large language models meet graph machine learning](#). *Preprint*, arXiv:2408.14964.

- Arya Tafvizi, Besim Avci, and Mukund Sundararajan. 2022. [Attributing auc-roc to analyze binary classifier performance](#). *Preprint*, arXiv:2205.11781.
- Xiangru Tang, Qiao Jin, Kunlun Zhu, Tongxin Yuan, Yichi Zhang, Wangchunshu Zhou, Meng Qu, Yilun Zhao, Jian Tang, Zhuosheng Zhang, Arman Cohan, Zhiyong Lu, and Mark Gerstein. 2024. [Prioritizing safeguarding over autonomy: Risks of llm agents for science](#). *Preprint*, arXiv:2402.04247.
- T.T. Tanimoto. 1958. *An Elementary Mathematical Theory of Classification and Prediction*. International Business Machines Corporation.
- Hugo Touvron, Louis Martin, Kevin Stone, Peter Albert, Amjad Almahairi, Yasmine Babaei, Nikolay Bashlykov, Soumya Batra, Prajwal Bhargava, Shruti Bhosale, et al. 2023. [Llama 2: Open foundation and fine-tuned chat models](#). *arXiv preprint arXiv:2307.09288*.
- Hongwei Wang, Weijiang Li, Xiaomeng Jin, Kyunghyun Cho, Heng Ji, Jiawei Han, and Martin D. Burke. 2021. [Chemical-reaction-aware molecule representation learning](#). *Preprint*, arXiv:2109.09888.
- Jize Wang, Zerun Ma, Yining Li, Songyang Zhang, Cailian Chen, Kai Chen, and Xinyi Le. 2024. [Gta: A benchmark for general tool agents](#). *Preprint*, arXiv:2407.08713.
- Jason Wei, Xuezhi Wang, Dale Schuurmans, Maarten Bosma, Brian Ichter, Fei Xia, Ed Chi, Quoc Le, and Denny Zhou. 2023. [Chain-of-thought prompting elicits reasoning in large language models](#). *Preprint*, arXiv:2201.11903.
- Zhenqin Wu, Bharath Ramsundar, Evan N. Feinberg, Joseph Gomes, Caleb Geniesse, Aneesh S. Pappu, Karl Leswing, and Vijay Pande. 2018. [Moleculenet: A benchmark for molecular machine learning](#). *Preprint*, arXiv:1703.00564.
- Hui Yang, Sifu Yue, and Yunzhong He. 2023. [Autogpt for online decision making: Benchmarks and additional opinions](#). *Preprint*, arXiv:2306.02224.
- Zonglin Yang, Wanhao Liu, Ben Gao, Tong Xie, Yuqiang Li, Wanli Ouyang, Soujanya Poria, Erik Cambria, and Dongzhan Zhou. 2024. [Moosechem: Large language models for rediscovering unseen chemistry scientific hypotheses](#). *Preprint*, arXiv:2410.07076.
- Shunyu Yao, Jeffrey Zhao, Dian Yu, Nan Du, Izhak Shafran, Karthik Narasimhan, and Yuan Cao. 2023. [React: Synergizing reasoning and acting in language models](#). *Preprint*, arXiv:2210.03629.
- Junjie Ye, Sixian Li, Guanyu Li, Caishuang Huang, Songyang Gao, Yilong Wu, Qi Zhang, Tao Gui, and Xuanjing Huang. 2024. [Toolsword: Unveiling safety issues of large language models in tool learning across three stages](#). *Preprint*, arXiv:2402.10753.
- Guibin Zhang, Yanwei Yue, Zhixun Li, Sukwon Yun, Guancheng Wan, Kun Wang, Dawei Cheng, Jeffrey Xu Yu, and Tianlong Chen. 2024. [Cut the crap: An economical communication pipeline for llm-based multi-agent systems](#). *Preprint*, arXiv:2410.02506.
- Zihan Zhao, Da Ma, Lu Chen, Liangtai Sun, Zihao Li, Yi Xia, Bo Chen, Hongshen Xu, Zichen Zhu, Su Zhu, Shuai Fan, Guodong Shen, Kai Yu, and Xin Chen. 2024. [Chemdfm: A large language foundation model for chemistry](#). *Preprint*, arXiv:2401.14818.

## Appendix

### A Stacking Agent Details

We conducted several experiments and selected three optimal hierarchical stacking toolsets, and now we will present the stacking results and scores for each stacking agent in the Tab. 9, along with the corresponding prompts:

#### A.1 Stacking Agent

##### A.1.1 Prompt

Our Agent framework is based on the ReAct method (Yao et al., 2023) to implement tool and reasoning processes.

##### A.1.2 Naming Rule

To facilitate the comprehension of Hierarchical-Tool-Stacking, we propose a systematic hierarchical naming rules as follows in Fig. 4. In addition, in order to prevent the tool name from affecting the agent call, we choose to anonymously process the agent tool, that is, {task name}\_{num}.

- **Self-Stacking Tools:** Hierarchical proxies are constructed through a recursive generation strategy, with the depth of the hierarchy dynamically extendable via the numerical suffix. For instance in Fig. 4, "[Name2SMILES\_0]" denotes the base tool, while "[Name2SMILES\_1]" signifies a first-layer tool, referred to as an Agent Tool (which encapsulates both the tool and the Agent into a new tool) and "[ChemDFM\_2]".
- **Multiple Tool Combinations:** The combination of multiple tools within an Agent is represented in a list format, utilizing depth-first traversal to generate sub-tools, thereby forming the final toolset for the agent. For example in Fig. 4, the structure "[Name2SMILES\_1", "ChemDFM\_2]" represents a flat structure with tools at the same level ([A, B, ...]), while the structure "[[Name2SMILES\_0', 'ChemDFM\_1'], 'Name2SMILES\_1', 'ChemDFM\_0']" illustrates a nested structure ([A, B], C, D]), where tools A and B are first combined before being integrated with tool C and D.

#### A.2 Text-based Molecule Design

##### A.2.1 Task Introduction

The test set of ChEBI-20-MM is exploited for this task in ChemLLMBench. Models are asked to pre-

dict the SMILES of the molecule that fits the given description. Considering the low accuracy of the models, we use BLEU-2 as the training metric and use metrics such as Exact, Dis and others during the testing stage.

##### A.2.2 Prompt

We use a simpler prompt compared with the prompt introduced in (Guo et al., 2023)

###### Prompt: Text-based Molecule Design

You are an expert chemist. Given the molecular requirements description, your task is to design a new molecule SMILES:  
Molecular requirements description::

#### A.3 Molecule Captioning

##### A.3.1 Task Introduction

The test set is the same with the Text-based Molecule Design task. Because this is the mirroring task, which generates a detailed description by giving a SMILES to the models. In this task, we also choose the BLEU-2 as the metric in the training stage. When in the test stage, more metrics, like BLEU and ROUGE, are utilized to Measure the performance of the model.

##### A.3.2 Prompt

We also use a simpler prompt compared with the prompt introduced in (Guo et al., 2023)

###### Prompt: Molecule Captioning

You are an expert chemist. Given the molecular SMILES, your task is to provide the detailed description((The molecule is ...) of the molecule.  
Please strictly follow the format, no other information can be provided.  
Molecular SMILES:

#### A.4 Molecular Property Prediction

##### A.4.1 Task Introduction

The molecular property prediction tasks in ChemLLMBench consist of five tasks from MoleculeNet benchmark (Wu et al., 2018), including BACE, BBBP, HIV, ClinTox, and Tox21. Among these, BACE and BBBP are balanced binary classification tasks, while HIV represents an unbalanced binary classification task. ClinTox consists of 2 unbalanced binary classification tasks, and Tox21 com-

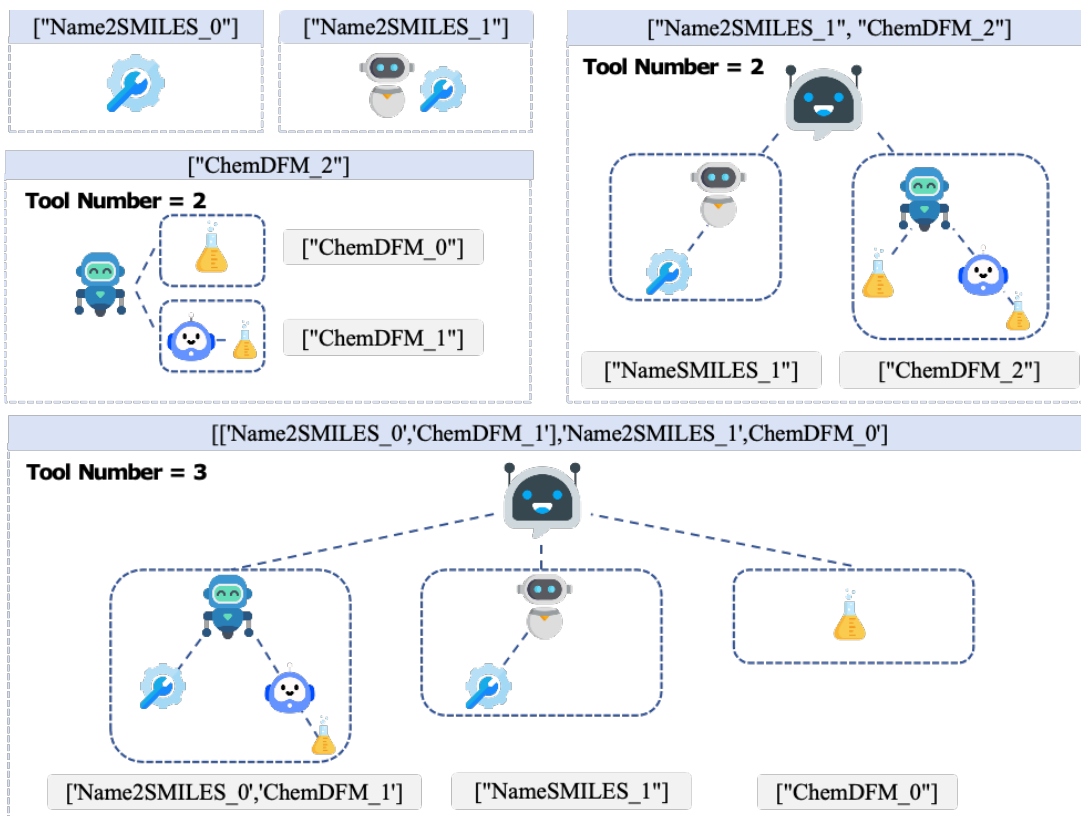


Figure 4: The example of the Naming rule, where the icon "🤖", "🤖", "🤖" represent the Agent and the icon "🔍", "🧪" represent the Retrieve tool and Compute tool respectively.

Task	Train		Result
	Final tool	score	
Text-based Molecule Design	['Name2SMILES_3', 'ChemDFM_0']	0.80	0.90
	['ChemDFM_0', 'Name2SMILES_1', 'ChemDFM_1']	0.81	<b>0.93</b>
	['ChemDFM_1', 'Name2SMILES_1'], ['ChemDFM_1', 'Name2SMILES_2']	0.91	0.91
Molecule Captioning	['SMILES2Description_2', 'TextChemT5_0']	0.79	<b>0.73</b>
	['SMILES2Description_3']	0.70	0.65
	['TextChemT5_1', 'SMILES2Description_1']	0.71	0.66
Reaction Prediction	['Chemformer_0', 'SMILES2Property_2']	1.00	<b>0.90</b>
	['Chemformer_2']	0.90	0.89
	['Chemformer_1', 'SMILES2Property_1']	0.90	0.85
Property Prediction (BACE)	['UniMol_1', 'SMILES2Property_1']	0.80	72.1
	['UniMol_1', 'SMILES2Property_0'], 'SMILES2Property_0']	0.82	<b>81.4</b>
	['UniMol_3']	0.75	78.6
Property Prediction (BBBP)	['UniMol_1', 'SMILES2Property_2']	0.68	<b>71.1</b>
	['SMILES2Property_3']	0.75	69.3
	['UniMol_2']	0.73	70.6
Property Prediction (Clintox)	['UniMol_1', 'SMILES2Property_0'], ['UniMol_1', 'SMILES2Property_1']	0.70	<b>72.3</b>
	['SMILES2Property_2']	0.68	61.4
	['UniMol_1', 'SMILES2Property_1']	0.65	69.1
Property Prediction (HIV)	['SMILES2Property_1', 'UniMol_0'], 'SMILES2Property_1']	1.00	<b>97.4</b>
	['UniMol_0', 'SMILES2Property_1']	0.85	90.1
	['UniMol_2']	0.90	96.9
Property Prediction (Tox21)	['UniMol_2']	0.78	<b>92.3</b>
	['UniMol_0', 'SMILES2Property_2']	0.80	79.6
	['SMILES2Property_2']	0.85	74.9

Table 9: Stacking results of different tasks. The **bold** font represents the most suitable toolset obtained in the task experiment.

prises 21 unbalanced binary classification tasks. In this task, we choose the AUC-ROC as the first metric in the training stage. Considering the calculation method of AUC-ROC for large language models, we also introduced Accuracy as a second metric for test stage.

#### A.4.2 Prompt

We use the same prompts introduced in (Guo et al., 2023)

### A.5 Reaction Prediction

#### A.5.1 Task Introduction

The reaction prediction task asks the model to predict the product of the given reaction. ChemLLM-Bench utilizes the USPTO-MIT dataset for this task. Since the benchmark metric is Accuracy, we also chose Accuracy as the training metric, and considering that the answer is also SMILES, we adopted the same metric as Molecular Design task for measurement during the testing stage.

#### A.5.2 Prompt

We reformat the prompt provided (Guo et al., 2023).

##### Prompt: Reaction Prediction

Given an incomplete chemical reaction equation in SMILES notation (format: reactants»product, where multiple reactants are separated by dots '.'), predict and complete the missing products marked as '\_\_\_\_'. The response should only contain the only one SMILES representation of the missing molecule, without any additional explanation (Note: Please only output only one final product). Please answer the question based on the following Chemical reaction equation:

## B Multi-agent Implementation Details

In this section, we will discuss how to implement multi-agent systems and specific ways of information transmission, including chain, random, star, full-connected, layered, and debate graphs.

### B.1 Framework

In order to complete chemical tasks, we divided multi-agent into two types: agents with tools and agents without tools, and tested them on the first task, the Text-based Molecule Design task. The

overall of our multi-agent framework is a modification of the framework of (Zhang et al., 2024) and (Qian et al., 2024) that utilized different spatial and temporal masks to complete in the following six multi-agent structures: Chain, Random, FullConnected, Layered, Star and Debate mode.

However, since we are modifying their approach with a greater focus on information transmission and are also limited by API calls, we can only make a one-sided comparison regarding the recording of tokens and time.

### B.2 Implementation Details

In multi-agent systems, information transmission is a critical factor for enhancing performance. By utilizing various structures, information can be conveyed through multiple pathways. To improve the efficiency of information collection, we have adopted the Final decision approach. Specifically, at the end of all structures, we have integrated a FinalRefer Agent to perform the final summary and decision-making. The FinalRefer prompt is followed:

##### Prompt: FinalRefer

You are a strategic planning and final integration agent. You will be given a graduate-level question and reasoning outputs from all other agents. Your task is to integrate all the information into a single, cohesive answer with detailed reasoning and evidence. Your final output should: 1. Summarize the contributions from all agents, highlighting key insights.

3. Provide the final answer with a clear and detailed explanation.

4. Conclude with the final answer on a new line with the format: "The final answer is 'SMILES'"

Here is the question:question. At the same time, the output of other agents is as follows:

answers

In the implementation of the agents with tools, we modified all agents along the path except for the Final agent, while still following the ReAct framework for tool calling. During this process, due to the constraints of API calls, both the time required and the number of tokens used will be greater compared to agents without tools.

### B.3 Spatial Communication Topologies

#### B.3.1 Chain

The chain graph (Fig. 5) is one of the most widely utilized communication architectures in contemporary multi-agent systems. In this architecture, the first agent receives input from the user, transforms it into new instruction, and subsequently forwards it to the next agent. Generally, the final agent in the chain provides a summary and answers.

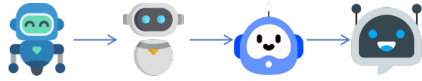


Figure 5: Demonstration of **chain** structure

#### B.3.2 Random

The random graph refers to a sparse graph randomly sampled from a complete graph, as shown in the Fig. 6. They will execute asynchronously in multiple rounds and then randomly transmit information to the target agent. Finally, all the answers and information will transmit to the Final agent to make a final answer.

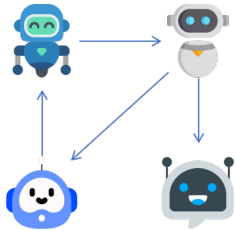


Figure 6: Demonstration of **random** structure

#### B.3.3 FullConnected

The fullconnected graph (Fig. 7) is a directed graphs compared to traditional fully linked undirected graphs, which transmit information in a certain order to complete this topology structure. The final agent summarizes the dialogue and provides a concluding output or reflection.

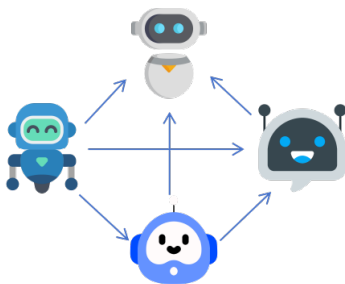


Figure 7: Demonstration of **FullConnected** structure

#### B.3.4 Layered

The layered graph (Fig. 8, (Qian et al., 2024)) refers to a stacked configuration similar to a multilayer perceptron (MLP). The first layer agents will feed to the agents in the second layer, and the final layer will make the summary and final-decision.

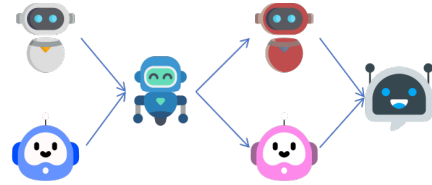


Figure 8: Demonstration of **Layered** structure

#### B.3.5 Star

The star graph (Fig. 9) resembles the tree structure. Firstly, the problem will be handed over to the external leaf nodes for processing, and the obtained answer will be passed to the central root node, which will be repeated multiple times. Finally, the root node will give a summary and make the decision.

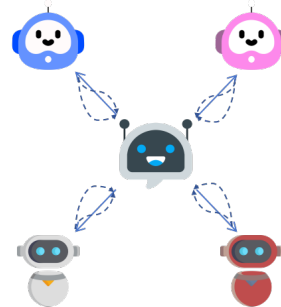


Figure 9: Demonstration of **Star** structure

#### B.3.6 Debate

The debate graph (Fig. 10, (Du et al., 2023)) is multiple agents to engage in a debate, where in each round, every agent receives the outputs of all agents from the previous round before making their own statements. Generally, the finalRefer agent will help them to make the final decision.

#### B.3.7 Tree-like&Ours

In order to better understand our stacking structure, we will compare it with a tree like multi-agent pipeline that is relatively similar. The tree graph usually has the root node as the manager to supervise the nodes below to complete various tasks, and finally return the results of the leaf nodes to the root node for processing. Overall, this is just a



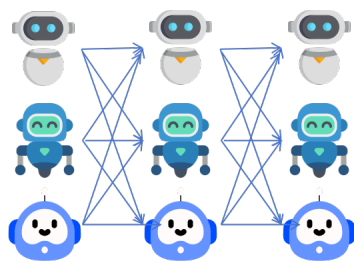


Figure 10: Demonstration of **Debate** structure

top-down process of information transmission. As shown in the Fig. 11

As for our stacking structure, from the perspective of information transmission, the main agent of the root node also receives the information completed from below, but there is a difference. For the so-called tool node, it is a bottom-up process. After continuous information superposition step by step, it is passed upward through the parent node and then given to the main agent for processing. It can be seen from the figure that in each transmission process, whether it is the root node or the parent node, they all selectively accept the information from the child node, and it is not like a tree structure that is passed downward.

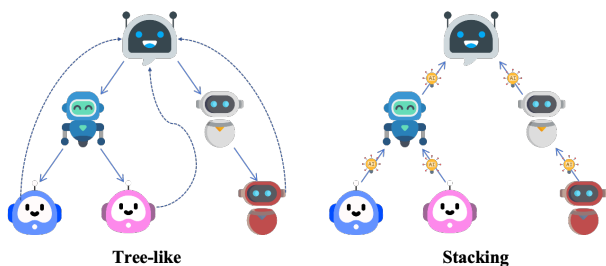


Figure 11: Demonstration of **Tree** and **Ours** structure. In the stacking structure, the icon ⚡ means the parent node can choose which child node's information to accept.

## C Multi-agent Experimental Results

The experimental results are shown in the Tab. 10. From the table, it can be observed that for different structures, there is an initial performance improvement as the value of num increases. However, when num reaches 8, only the Random, Layered, and Star modes show some improvement, with a maximum score of 0.891. In contrast, our best combined structure (`[['ChemDFM_0', 'Name2SMILES_1'], 'ChemDFM_1']`) achieves a score of **0.925** with a num of only 4, indicating a significant enhancement.

Furthermore, since our multi-agent framework has been modified from others, the number of rounds

for information transmission has not been optimized, leading to a substantial increase in both token count and time. This also suggests that even in complex and prolonged reasoning scenarios, relying solely on information transmission does not yield particularly high improvements.

Text-based Molecule Design (BLEU-2) - w/o-Tool									
NUM	Chain	Random	FullConnected	Layered	Star	Debate	Avg	Avg_all_tokens	Avg_Time
0	0.548	0.548	0.548	0.548	0.548	0.548	0.548	890.19	8.254
1	0.604	0.604	0.604	0.604	0.604	0.604	0.604	2315.22	15.826
2	0.587	0.587	0.587	0.587	0.587	0.587	0.587	3619.54	21.034
4	0.608	0.642	0.672	0.666	0.661	0.639	0.648	52010.75	74.029
8	0.633	0.701	0.684	0.640	0.649	0.636	0.657	344604.597	227.012
Text-based Molecule Design (BLEU-2) - Tool (Name2SMILES,ChemDFM)									
NUM	Chain	Random	FullConnected	Layered	Star	Debate	Avg	Avg_all_tokens	Avg_Time
0	0.832	0.832	0.832	0.832	0.832	0.832	0.832	2528.79	21.382
1	0.842	0.842	0.842	0.842	0.842	0.842	0.842	3125.64	30.237
2	0.844	0.844	0.844	0.844	0.844	0.844	0.844	18446.91	108.427
4	0.864	0.888	0.885	0.867	0.884	0.889	0.880	150544.061	2207.641
8	0.841	0.890	0.854	0.887	<b>0.891</b>	0.874	0.873	733540.998	6744.788
Text-based Molecule Design (BLEU-2) - Stacking Tool (Name2SMILES,ChemDFM)									
NUM	Stacking Tool						Score	Avg_all_tokens	Avg_Time
2	['ChemDFM_2']						0.898	2801.93	39.103
3	['Name2SMILES_1', 'ChemDFM_1']						0.918	2821.38	63.795
4	['Name2SMILES_3', 'ChemDFM_0']						0.904	2745.07	78.144
4	[['ChemDFM_0', 'Name2SMILES_1'], 'ChemDFM_1']						<b>0.925</b>	2851.43	72.484
8	[['ChemDFM_1', 'Name2SMILES_1'], ['ChemDFM_1', 'Name2SMILES_2']]						0.907	1830.11	95.623

Table 10: Results of Multi-agent experiment. 0:Final-Refer agent is not included.

## D Case Study

As stated in Section 5.4, there are four distinct stacking behavior patterns-**correct**, **modify**, **judge** and **reserve** that make the stacking works. Here are three other cases for these patterns in the Tab. 11:

### D.1 Correct

As analyzed in Section 5.4, "Correct" is a very important pattern for agents. It was able to leverage the complementary strengths of multiple tools, significantly improving the accuracy of the final performance.

### D.2 Modify

As shown in the table, this is a common approach to using various tools. First, the problem is decomposed, and the RAG tool is used to retrieve information on each sub-question to obtain a preliminary answer. Then, subsequent processing is carried out using computational tools. Alternatively, one can first obtain an answer through computational tools, then have the agent self-assess the correctness of that answer, and finally use the RAG tool for cross-verify, thereby refining the answer and improving accuracy.

Stacking Pattern	Input	Output
Modify	<p>The molecule is a peptide anion that is the conjugate base of gamma-Glu-Abu, obtained by removal of protons from the two carboxy groups as well as protonation of the amino group; major species at pH 7.3. It is a conjugate base of a gamma-Glu-Abu. Please try to infer the SMILES of this molecule.</p> <p>Gold Answer:  <chem>CCC(NC(=O)CCC(NH3+)C(=O)[O-])C(=O)[O-]</chem></p>	<p>To find the SMILES representation of the peptide anion that is the conjugate base of gamma-Glu-Abu, I first need to understand the structure of gamma-Glu-Abu. Gamma-Glu-Abu stands for gamma-glutamyl-aminobutyric acid. I will start by finding the SMILES of gamma-Glu-Abu.</p> <p>Action: Name2SMILES  Input: gamma-Glu-Abu  Output: <chem>CCC(NC(=O)CCC(N)C(=O)O)C(=O)O</chem> ✗</p> <p>Observation: The next step is to modify this SMILES to represent the conjugate base of gamma-Glu-Abu at pH 7.3, where the two carboxyl groups are deprotonated and the amino group is protonated. This involves changing the carboxyl groups from "-C(=O)O" to "-C(=O)[O-]" and the amino group from "-N" to "-[NH3+]".</p> <p>Action: ChemDFM  Input: Modify the "CCC(NC(=O)CCC(NH3+)C(=O)[O-])C(=O)[O-]" from "-C(=O)O" to "-C(=O)[O-]" and the amino group from "-N" to "-[NH3+]".  Output: <chem>CCC(NC(=O)CCC([NH3+])C(=O)[O-])C(=O)[O-]</chem>  Thought: I now know the final answer  Final Answer: <chem>CCC(NC(=O)CCC([NH3+])C(=O)[O-])C(=O)[O-]</chem> ✓</p>
Judge	<p>The molecule is a cycloalkane composed of three carbon atoms to form a ring. It has a role as an inhalation anaesthetic. It is a cycloalkane and a member of cyclopropanes. Please try to infer the SMILES of this molecule.</p> <p>Gold Answer:  <chem>CC1(O)C@H]1C@H]O[C@@H]2O[C@@H]C(C@H)O[C@@H]2O[C@@H]1O</chem></p>	<p>The molecule described is a complex carbohydrate structure involving alpha-L-Fucp, beta-D-Galp, and D-GlcNAc units. The specific linkages and configurations are crucial for determining the correct structure. Given the complexity of the molecule, the best approach is to use the Molecule_Design tools, which are designed to handle detailed questions about molecular structures. I will start with Molecule_Design_1 to see if it can provide a correct SMILES representation based on the detailed description provided.</p> <p>Action: Molecule_Design_1  Action Input: The molecule is an alpha-L-Fucp-(1-&gt;2)-beta-D-Galp-(1-&gt;3)-[alpha-L-Fucp-(1-&gt;4)]-D-GlcNAc where the glucosamine at the reducing end has beta-configuration at its anomeric centre. Please provide the SMILES of this molecule.  Observation: <chem>CC(=O)N[C@@H]1[C@@H](O)[C@@H]2O[C@@H]1C(C@H)O[C@@H]2O[C@@H]1O</chem>  Thought: The SMILES provided by Molecule_Design_1 seems to represent a complex carbohydrate structure, but to ensure accuracy, I will use Molecule_Design_2 for a second opinion. This will help verify the correctness of the SMILES or provide an alternative if there are discrepancies.  Action: Molecule_Design_2  Action Input: The molecule is an alpha-L-Fucp-(1-&gt;2)-beta-D-Galp-(1-&gt;3)-[alpha-L-Fucp-(1-&gt;4)]-D-GlcNAc where the glucosamine at the reducing end has beta-configuration at its anomeric centre. It has a role as an epitope. Please provide the SMILES of this molecule.  Observation: <chem>Nc1ccn([C@@H]2O[C@@H](COP(=O)([O-])[O-])[C@@H](O)[C@@H]2O)c(=O)n1</chem>  Thought: The SMILES provided by Molecule_Design_2 is significantly different from the one provided by Molecule_Design_1, indicating a discrepancy. The structure from Molecule_Design_2 seems less likely to represent the complex carbohydrate structure described in the question. The SMILES from Molecule_Design_1 appears more plausible as it includes multiple sugar units linked together, which aligns better with the description of the molecule involving alpha-L-Fucp, beta-D-Galp, and D-GlcNAc. Therefore, I will consider the SMILES from Molecule_Design_1 as the more likely correct representation.  Thought: I now know the final answer  Final Answer: <chem>CC(=O)N[C@@H]1[C@@H](O)[C@@H]2O[C@@H]1C(C@H)O[C@@H]2O[C@@H]1O</chem> ✓</p>
Reserve	<p>The molecule is a linear amino tetrasaccharide composed of N-acetyl-beta-D-galactosamine, alpha-D-galactose, beta-D-galactose and N-acetyl-beta-D-galactosamine units joined by sequential (1-&gt;3)-, (1-&gt;4)- and (1-&gt;4)-linkages. It has a role as an epitope. Please try to give SMILES of this molecule.</p> <p>Gold Answer:  <chem>CC(=O)N[C@@H]1[C@@H](O)[C@@H]2O[C@@H]1C(C@H)O[C@@H]2O[C@@H]1O</chem></p>	<p>The SMILES representation for the molecule described is not readily available due to the complexity of the glycosidic linkages and the specific stereochemistry involved. Further detailed chemical synthesis knowledge or specialized software would be required to accurately construct the full SMILES notation of this tetrasaccharide.</p> <p>Thought: The initial attempt using the Molecule_Design_2 tool did not yield a direct SMILES result, likely due to the complexity of the molecule described. As an alternative approach, I can attempt to construct the molecule step-by-step using the Name2SMILES tool for each individual sugar unit and then logically deduce the possible structure of the entire molecule. However, constructing the full SMILES for the entire molecule including specific linkages manually might not be feasible without specialized chemical software. I will first retrieve the SMILES for each sugar unit.</p> <p>Action: Name2SMILES  Action Input: N-acetyl-beta-D-galactosamine  Observation: <chem>CC(=O)N[C@@H]1[C@@H](O)[C@@H](O)[C@@H](CO)O[C@@H]1O</chem>  Thought: I have obtained the SMILES for N-acetyl-beta-D-galactosamine. Next, I will retrieve the SMILES for alpha-D-galactose.  Action: Name2SMILES  Action Input: alpha-D-galactose  Observation: <chem>OC[C@@H]1O[C@@H](O)[C@@H](O)[C@@H](O)[C@@H]1O</chem>  Thought: I have obtained the SMILES for alpha-D-galactose. Next, I will retrieve the SMILES for beta-D-galactose.  Action: ChemDFM  Action Input: What is the SMILES of beta-D-galactose  Observation: <chem>OC[C@@H]1O[C@@H](O)[C@@H](O)[C@@H](O)[C@@H]1O</chem>  Thought: I have obtained the SMILES for beta-D-galactose. Since the molecule starts and ends with N-acetyl-beta-D-galactosamine, and I already have the SMILES for this unit, I do not need to retrieve it again. However, constructing the full SMILES string for the tetrasaccharide with specific glycosidic linkages (1-&gt;3, 1-&gt;4, 1-&gt;4) between these units is beyond the capability of the Name2SMILES tool and requires specialized chemical synthesis software or expertise in carbohydrate chemistry. Therefore, I will conclude my process.  Thought: I now know the final answer  Final Answer: Unable to provide the exact SMILES string for the described tetrasaccharide due to the complexity of the glycosidic linkages and the limitations of the tools available.</p>

Table 11: Case analysis of some behavior patterns of agents during tools stacking.

### D.3 Judge

Judge refers to the process of selecting between two candidate answers based on the model's knowledge in chemistry. This usually happens when two agent tools are available. When confronted with two anonymous tools that have the same descriptions, the model often opts to call both tools simultaneously before making a judgment. Furthermore, when using GPT-4o as the agent model, it typically demonstrates excellent judgment abilities.

### D.4 Reserve

Reserve is a relatively uncommon phenomenon for large language models. Due to the hallucination problem, they usually choose to cover up knowledge blind spots to generate answers. However, when faced with multiple tools, the agent faces several answers. After thinking, it does not judge which one is more suitable, so it chooses to reserve opinions. Although this will reduce accuracy, in some ways it is a good thing to emerge this ability.