

Augmented Reality In-the-Wild: Usage Patterns and Experiences of Working with AR Laptops in Real-World Settings

Yi Fei Cheng, Ari Carden, Hyunsung Cho, Catarina G. Fidalgo, Jonathan Wieland, and David Lindlbauer

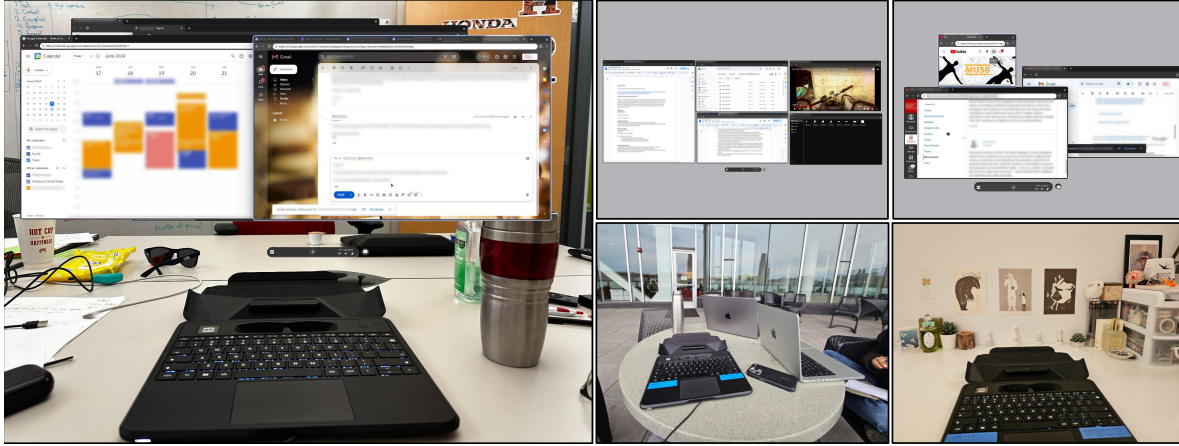


Fig. 1: Our study explores in-the-wild usage of an Augmented Reality laptop. Fourteen participants configured personalized virtual workspaces to support their tasks within their daily productive environments, spanning 143 usage sessions.

Abstract— Augmented Reality (AR) is increasingly positioned as a tool for knowledge work, providing beneficial affordances such as a virtually limitless display space that integrates digital information with the user’s physical surroundings. However, for AR to supplant traditional screen-based devices in knowledge work, it must support prolonged usage across diverse contexts. Until now, few studies have explored the effects, opportunities, and challenges of working in AR outside a controlled laboratory setting and for an extended duration. This gap in research limits our understanding of how users may adapt its affordances to their daily workflows and what barriers hinder its adoption. In this paper, we present findings from a longitudinal diary study examining how participants incorporated an AR laptop — Sightful’s Spacetop EA — into their daily work routines. 14 participants used the device for 40-minute daily sessions over two weeks, collectively completing 103 hours of AR-based work. Through survey responses, workspace photographs, and post-study interviews, we analyzed usage patterns, workspace configurations, and evolving user perceptions. Our findings reveal key factors influencing participants’ usage of AR, including task demands, environmental constraints, social dynamics, and ergonomic considerations. We highlight how participants leveraged and configured AR’s virtual display space, along with emergent hybrid workflows that involved physical screens and tasks. Based on our results, we discuss both overlaps with current literature and new considerations and challenges for the future design of AR systems for pervasive and productive use.

Index Terms—Augmented Reality, In-the-wild, User Study

Augmented Reality (AR) has the potential to change the way we engage in knowledge work. Commercial off-the-shelf devices, such as the Apple Vision Pro [3] and Lenovo ThinkReality Glasses [55], are increasingly promoted as productivity tools. Previous research has also highlighted several benefits that AR offers in this context, such as reducing visual distractions and allowing the personalization of shared workspaces [54]. Furthermore, AR has been shown to support the in situ display of digital information [18] and facilitate collaborative embodied brainstorming and sensemaking [62].

A particularly promising affordance of AR for knowledge work is its ability to present information and applications without being lim-

ited to physical monitors [70]. Using a head-mounted display (HMD), virtual windows, icons, and menus that were previously confined to computer screens can be seamlessly integrated into the user’s physical environment, allowing them to be displayed anytime and anywhere, with variable size and appearance. This support for an effectively infinite display space provides significant productivity benefits over conventional devices by minimizing context-switching costs and improving user awareness of peripheral information [63]. Additionally, these properties may be particularly beneficial in mobile scenarios, facilitating work in diverse contexts, such as public or confined spaces where the size of physical hardware is limited [11].

Many companies and researchers suggest AR as a medium will eventually replace computers and phones in the “office of the future” [40], enabling all-day knowledge work on the go. However, prior studies evaluating AR’s support of knowledge work have predominantly been conducted in laboratory settings and over relatively short time-frames (e.g., [11, 70]). Although these earlier studies are valuable for validating the feasibility of performing knowledge work with current AR devices and informing future developments, they may not fully reflect user experiences during everyday computing activities [1]. Furthermore, the limited duration of these studies may obscure our understanding of how this technology shapes people’s behaviors and attitudes once they have had time to adjust to its novelty [7]. Therefore,

- Yi Fei Cheng, Ari Carden, Hyunsung Cho, and David Lindlbauer are with Carnegie Mellon University.
- Catarina Fidalgo is with INESC-ID, Instituto Superior Técnico, University of Lisbon and Carnegie Mellon University.
- Jonathan Wieland is with the University of Konstanz.

Manuscript received xx xxx. 201x; accepted xx xxx. 201x. Date of Publication xx xxx. 201x; date of current version xx xxx. 201x. For information on obtaining reprints of this article, please send e-mail to: reprints@ieee.org.
Digital Object Identifier: xx.xxx/TVCG.201x.xxxxxx

we see it as beneficial to explore how people use AR for work in their daily environments over time.

In this paper, we present the results of a diary study investigating participants’ usage of an AR laptop — Sightful’s Spacetop EA (Early Access) [85] — for daily work tasks and activities. The Spacetop EA is an optical see-through AR HMD that relies on a standard keyboard and trackpad for input (Section 2.1). It is one of the first commercially available devices of this kind, offering sufficient stability for people to work in their own physical environments and functionality to support real productivity tasks. Notably, it supports flexibly opening and arranging virtual windows for common applications used in knowledge work, similar to the interfaces explored by Pavanatto et al. [72]. In our study, we deployed this AR laptop for 14 participants to use during their workday over the course of two weeks in 40-minute daily sessions. During the study, we collected photographs of their virtual workspace and physical environment, along with post-session survey responses about their usage and perception of the device. Participants collectively completed a total of 103 hours of work using the AR laptop (~7 hours per participant) across 143 sessions (~10 sessions per participant). The study concluded with ~30-minute interviews, encouraging participants to reflect more deeply on their overall experience.

Our analysis of the collected survey data, workspace photographs, and interviews provides insights into how considerations around task, environment, social, and physical comfort influenced participants’ usage behaviors, including the number, size, and arrangement of windows within their virtual workspaces. We also report on instances where participants naturally used the device to complement physical displays and tasks. Finally, our analysis highlights the current values and challenges of using an AR laptop for tasks in everyday work settings. In our discussion, we reflect on how our findings, derived from a more ecologically-valid and longitudinal approach to investigating AR usage, relate to prior empirical studies. We also highlight implications for future design and research, including directions for developing interaction techniques, onboarding approaches, and adaptive systems.

In summary, we contribute the following:

- A detailed analysis of AR usage patterns from a longitudinal diary study conducted in situ within people’s daily work environments. We report on usage considerations, virtual display configuration patterns, and hybrid usage involving both physical displays and tasks
- Documentation of users’ perceptions and experiences of AR’s value for everyday tasks, as well as common challenges
- Implications and opportunities derived from our qualitative analysis, such as potential approaches to managing virtual workspaces, or how to better leverage contextual factors for assisting users

As the AR research community and commercial stakeholders build toward a vision of “pervasive” AR usage [39], our work aims to shed light on user behaviors and experiences that may arise from prolonged use in real-world settings, informing future technology designs to better accommodate these emerging needs and challenges.

1 RELATED WORK

Our work builds upon prior Mixed Reality (MR) research, including productivity-oriented applications, window-based interfaces, and in-the-wild as well as longitudinal studies.

1.1 Productivity in Mixed Reality

In prior research, there is a significant body of work leveraging devices across the MR continuum, including Augmented and Virtual Reality (AR/VR), for productivity-related applications. Many systems and prototypes have been developed to support tasks such as sensemaking [59], working with spreadsheets [37], data visualization [16], and collaboration [74]. These systems use a variety of novel interaction techniques, ranging from multi-device input for navigating information [13, 53] to gaze-based approaches for accessing applications [60].

Beyond promising benefits for application-specific tasks, for many commercial stakeholders and researchers, MR represents a future pervasive medium for work, much like how computers and mobile phones

are today [35, 39, 40]. Numerous studies have highlighted the advantages that MR offers as a ubiquitous tool for work. For instance, MR’s ability to personalize a user’s visual work environment, such as replacing an open office background with a calming natural scene, has been shown to reduce distractions and stress while inducing a state of flow [54, 79, 92]. Schneider et al. [81] and Grubert et al. [40] examined the potential privacy benefits of the HMD form factor, which restricts the visibility of content to the wearer. Last but not least, MR relieves information displays of physical limitations [12, 40]. Using an HMD to present virtual content, including conventional windows, icons, and menus, MR provides more flexibility in where and how information is displayed [70]. As promoted by providers like Apple, Meta, and Sightful, it effectively provides “boundless” workspace [86]. This expanded screen real-estate may facilitate complex multi-window operations by serving as a type of external memory [2, 9, 72], enable more efficient multitasking [28], provide quicker peripheral access to information [29, 41, 60], and enhance immersion [31].

Yet, MR is still far from a commonplace tool for productivity due to significant usability challenges in current devices [33, 63, 64, 67, 72, 73]. One longstanding issue is the resolution and field of view limitations of MR HMDs [11, 73]. According to Pavanatto et al. [73], this reduces the effective screen space available to the user and increases head movement, which can cause neck pain [40, 63] and decreased task performance [71, 73]. In AR, changes in focal distance when switching between virtual and physical content increase visual fatigue [36] and interaction errors [30]. AR also presents challenges in maintaining a balance between virtual and physical awareness. The visibility of virtual elements can sometimes be diminished by the physical environment [19]. On the other hand, interacting with virtual elements may distract users and reduce their awareness of their surroundings [56, 91], including the presence of bystanders [69]. Finally, the increased screen real estate that MR offers may present challenges, such as difficulties in managing multiple windows and accessing distant information [28, 31, 72].

Overall, the literature currently describes a range of positive and negative aspects of working in MR. However, these insights were often derived from short-term studies conducted in laboratory environments. In contrast, our work aimed to examine the potential values and challenges of productive AR usage in a more ecologically valid context.

1.2 Window-based Mixed Reality

MR systems are often linked to novel interaction techniques, but there has also been a persistent interest in using these devices to enhance knowledge work by expanding traditional 2D displays and windows beyond the limitations of physical screens and into the third dimension [72]. Early work, such as Feiner et al. [34], explored various methods to register windows, including head-fixed and world-fixed approaches, as well as how to create connections between windows and physical objects. Raskar et al. [77] investigated the possibilities of expanding an office space with AR using projectors and cameras. Many recent commercial MR workspaces, such as the Varjo Workspace [93], Immersed [46], and vSpatial [94], now enable streaming of desktop elements into MR as virtual windows and support conventional input devices (i.e., mouse and keyboard) for interaction. Using conventional 2D displays and desktop input devices for MR can ease the transition to virtual displays for users coming from personal computers, while also providing access to familiar and highly refined interfaces and applications [72]. Therefore, in our study, we focus on emergent user behaviors when using an AR laptop that features a window-based immersive display along with keyboard and touchpad input.

Several prior studies have investigated the usage of window-based MR. For example, Ens et al. [32] devised a design framework to classify window-based mixed reality workspaces based on windows in seven dimensions, such as whether the windows used an ego- or exocentric reference frame or were movable. Several prior studies [19, 58, 70] observed that users preferred to center main task content while using peripheral areas for supporting information. Su and Bailey [90] recommended against placing virtual contents behind the user. McGill et al. [63] reported on several common window configurations for general productivity tasks, including vertical, horizontal, two-plus-two, and following

a “personal cockpit” [33]. As immersive technologies become more pervasively used, the context of use also becomes a critical consideration [39]. For example, the physical environment can hinder or enhance interactions [20]. Similarly, social acceptability has been shown to play an important role in the use of virtual monitors in airplanes [67] and other shared transit modalities [64]. While many usage patterns have been observed in shorter laboratory studies, our research investigates how these patterns may manifest in more realistic environments and over extended periods.

1.3 In-the-Wild and Longitudinal Studies of MR

In the current literature, there is a growing number of in-the-wild and extended-use studies of MR systems. In-the-wild studies of MR have demonstrated effectiveness and data quality across various application areas, including education [75], accessibility [80], recreational sports [23, 24], and military training [52]. Researchers have also investigated the long-term effects of MR usage on depth perception [51], social interactions [8, 44], and within industrial scenarios [38]. The most relevant to our work are previous studies on the use of MR for everyday productivity tasks.

In early investigations, many researchers engaged in informal self-experimentation. Starner [89] and Mann [15] independently designed and wore AR headsets almost daily for over a decade. During this time, they reported using the device for tasks such as checking the Internet and taking notes during face-to-face meetings [89], along with experiences of backlash and more negative physiological aftereffects [15]. Recent studies have continued this line of work with more participants, often with the aim of quantifying the effects. For example, Steinicke and Bruder [88] and Nordahl et al. [68] examined the impact of prolonged VR usage on key usability factors, including simulator sickness, over periods of 24 hours and 12 hours, respectively. Lu et al. [61] evaluated a glanceable AR prototype with three participants over three days. Guo et al. [42] and Shen et al. [82] report on a study in which 27 participants worked eight hours each in virtual and physical office environments, focusing on emotional and physiological needs, as well as visual and physical discomfort. Biener et al. [10, 12] compared VR work with a regular physical environment over five days with 16 participants. Pavanatto et al. [70] recently examined user and bystander experiences of extended reality (XR) usage in public, studying how users perform their own tasks in XR at various campus locations (e.g., library, dining).

Both in-the-wild and longitudinal studies are valuable for examining user behaviors and attitudes in more ecologically valid settings [1] and to bypass distortions from novelty effects [7]. We build on existing work by reporting on a study in which we deployed an AR laptop for daily use in participants’ everyday work environments over the course of two weeks. As a primary point of differentiation from most previous research, we did not constrain the environment or time in which participants performed their own tasks in AR. Our device also allowed participants to arrange multiple virtual windows flexibly. Overall, we aimed to study a closer approximation of AR usage for everyday productivity tasks in the future, observing how individuals may appropriate the device to suit their specific needs and usage contexts [78].

2 STUDY

In this study, our goal was to gain insight into how knowledge workers may use an AR device for their daily activities and tasks. In particular, we focus on the user behaviors and experiences of working with an AR laptop, which uses desktop input devices (i.e., keyboard and trackpad) to allow interaction with traditional 2D windows and applications rendered on an HMD. In contrast to current laptops, our device provides an expanded virtual display space. We were particularly interested in three research questions related to AR laptop usage: (1) What are the core considerations affecting its use? (2) How do these considerations influence participants’ configuration and usage of their AR workspace, such as the number and arrangement of virtual windows? (3) What are the values and challenges of using an AR laptop?

In the following, we first provide a detailed description of our apparatus and the rationale behind its use. We then report on our study and analysis methodology.




Fig. 2: Spacetop EA device (*top left*) and interface (*bottom left*), and a user wearing the device (*right*). Note that for users the background appeared transparent (i.e., optical see-through), not black as depicted.

2.1 Apparatus

Our apparatus was informed by the following considerations. First, the device should have a design and support input methods that enable prolonged interaction [21]. This suggests that the HMD should ideally be lightweight for user comfort. Furthermore, since keyboards and trackpads are generally more efficient and ergonomic than other XR input methods such as speech or gestures for knowledge work-oriented tasks [50, 96], our device should incorporate these traditional input modalities. Second, the device should support common applications for knowledge work, such as an email client, word processor, and web browser. In line with Pavanatto et al. [72], we assume that in the near future, AR will be designed around 2D interfaces to ease the transition from today’s personal computers to computing with virtual displays. The device should use familiar interface designs while incorporating AR functionalities for an expanded in situ display space.

After pilot testing several devices and approaches, we chose to use the Sightful Spacetop EA (Early Access) [85], shown in Figure 2. The device consists of a pair of optical see-through display glasses (Xreal Light, 85 grams, OLED display panels, 1920 × 1080 pixels per eye, 72 Hz refresh rate, 52° diagonal field of view) for output attached to a standard keyboard and trackpad for input. It has a Qualcomm Snapdragon XR2 processor, a Kryo 585TM 8-core 64-bit CPU, an AdrenoTM 650 GPU, and 8GB of LPDDR5 RAM. The device runs the Spacetop OS [84], which enables users to flexibly open, close, resize, and move one or more window-based web applications (e.g., Google workspace application, WhatsApp, ChatGPT) on top of a virtual “spatial canvas” [87] — a unified display space that is curved over a cylinder surrounding the user, similar to the concept described by Pavanatto et al. [72]. The spatial canvas is notably world-anchored [34] and can be zoomed in and out of, panned from side to side, height adjusted, tilted, and re-centered over the device keyboard [83]. We chose the device over video passthrough options like the Meta Quest 3 [65] or Apple Vision Pro [3] mainly because of its lighter and more ergonomic glasses form factor, which is essential for prolonged productive tasks [12].

2.2 Experimental Design and Procedure

To address our research questions, we designed a longitudinal, in situ diary and interview study aimed at understanding people’s usage patterns and perceptions. As discussed by Bailenson et al. [7], longitudinal studies with AR are critical to understanding behaviors and challenges associated with its anticipated “all-day use.” Abowd and Mynatt [1] highlighted the need for evaluations to be carried out in everyday computing environments, rather than solely in controlled laboratory settings, to achieve greater ecological validity.

Our particular approach was guided by several studies of methodological similarity (e.g., [14, 26, 47]). Diary studies are a common qualitative research method in HCI [25], widely used to understand

behavior over longer periods, such as working within multi-device ecologies [47] or work-from-home conditions during the COVID-19 pandemic [14]. In the following, we describe how we adapted these methodologies to capture in-depth data on knowledge workers' use and perceptions of AR in their daily activities. The study was approved by the IRB of the participating research institutions.

Our study was conducted in three phases: an initial onboarding session, a two-week usage period, and a final interview. All study protocols and surveys are documented in the Supplementary Material.

Onboarding. Recruited participants were invited into the laboratory for an hour-long onboarding session. During this session, they were first informed about the procedure and content of the study. Following this, they signed a consent form and completed a background questionnaire. Afterward, the participants were introduced to the AR laptop and its key features. The experimenter guided them through the operations of turning the device on and off, adjusting the display brightness, opening and modifying windows, and moving and recentering their virtual canvas. Finally, participants were given time to freely explore the features of the device and ask questions accordingly. After participants indicated their comfort with the device controls, they were given the device to use in their own work environments during the second phase of the study. We also shared a reference guide to navigate the core functionalities of the device and encouraged participants to reach out if they encountered any issues or questions.

Usage and Diary Study. We deployed the Sightful EA device to each participant for two weeks (14 days). During this usage period, participants were instructed to complete a minimum of 10 sessions, with each session involving at least 30 minutes of continuous use. Participants had the option to complete additional sessions for extra compensation.

Participants were encouraged to use the device during their daily activities and tasks, which they would typically complete regardless of their participation in the study, in the familiar locations they frequented as part of their routines. We deliberately chose not to set specific constraints on the task and environment, in order to gather more ecologically valid data on participants' usage behaviors. We set individual sessions at a minimum of 30 minutes to ensure that participants had enough time to engage in meaningful tasks. We evaluated usage across ten daily sessions to allow participants to acclimate to the device and understand how their usage changes with different tasks and extended exposure, without overburdening them.

After each session, participants were tasked with completing a diary entry, administered as a survey. The survey prompted participants to report on what tasks they completed on and off the device, where they completed the task, and when the session started and ended. It also asked how participants organized their virtual workspaces, any adjustments they made, and the factors that influenced these processes. Moreover, it inquired about participants' likes and dislikes regarding the device. Finally, it asked participants to optionally upload photographs of their physical surroundings and virtual workspace. The survey took around 15 minutes to complete. Participants received daily emails reminding them to complete their session and diary entry. We encouraged them to fill out the diary entry immediately after their sessions.

We conducted pilot tests of the survey with four knowledge workers, who were recruited through snowball sampling. These pilot sessions helped us identify core questions, clarify wording, and ensure data quality. We revised the survey after each round of feedback. The results from these pilot sessions were not included in our analysis.

Interview. At the end of each participant's usage sessions, we reviewed their diary entries in advance to prepare for the semi-structured interviews. We organized the interview into four blocks. We first asked about the tasks performed on the device, whether any tasks were notably well or poorly suited, and how their experience using AR for these tasks compared to conventional devices. Second, we asked how participants organized their virtual workspaces, how these workspaces evolved over time and across sessions, and the factors they considered. We then investigated how participants engaged in non-AR activities (e.g., checking their phones) while using the device. At the end of the

interview, participants were asked to summarize the main benefits and drawbacks of the device, and to envision how AR might be used in knowledge work in the future. Throughout the interview, participants could refer back to their diary entries, which we collated into a spreadsheet. We also often asked participants to provide more details about some of their responses. Interviews lasted around 30 minutes and were audio recorded. Half of the participants ($N=7$) completed the interview in-person, while the other half participated remotely.

Participants received \$150 for completing ten usage sessions and the exit interview. They received \$15 for each additional session they completed beyond the minimum requirements. Usage sessions took place from March 19, 2024, to August 29, 2024. We deployed between two and three devices simultaneously to speed up data collection.

2.3 Participants

We recruited 14 people (aged 22 to 56 years, $M = 30$, $SD = 11$; 9 male, 5 female) with normal or corrected vision to participate in the study. We recruited university students, researchers, and staff for our study due to their diverse tasks, extensive computer use in their work, and availability [6]. Participants self-reported low to moderate experience with AR ($M = 2.6$, $SD = 1.8$) and VR ($M = 3.1$, $SD = 1.7$) on a scale from 1 (low) to 7 (high). Participants indicated that they regularly use 2 to 7 ($M = 4$, $SD = 1$) digital devices (i.e., mobile phones, laptops, tablets, and smartwatches). They reported spending approximately 5 to 14 hours each day ($M = 7$, $SD = 2$) on their primary device, which was either a laptop or desktop computer. All participants reported working remotely to some extent, typically at least once a week. They also reported having normal or corrected-to-normal vision.

2.4 Data Collection and Analysis

We collected our data from three main sources: written diary survey entries, workspace photographs, and interview audio recordings. Participants collectively submitted a total of 143 diary entries. Ten participants completed 10 entries each, two participants completed 11 entries, and one participant completed 12 entries. One participant submitted one fewer entry than required (9 entries) due to an experimenter's miscalculation. On average, each session lasted 42 minutes ($SD = 16$). In total, the diary entries documented 103 cumulative hours of work ($M = 7.3$, $SD = 1.6$ hours per person).

In addition, participants collectively submitted 140 photographs of their virtual workspaces and 109 photographs of their physical environments. All interviews with participants were transcribed.

For our analysis, we adopted a similar methodology as Biener et al. [10] and Yuan et al. [95], using *a priori* and open coding to create a codebook to characterize participants' usage and perceptions of the AR laptop. We started our codebook based on our research questions and related literature (see Section 1), which documented various AR usage patterns (e.g., window arrangements), values, and challenges. We then iteratively refined and expanded our codes using the collected data. In each round of coding, two authors independently reviewed and labeled all survey, image, and interview data with existing codes, while defining new codes for relevant behaviors and comments that had not been previously captured. The authors then convened to discuss the resulting set of codes and their respective scopes, merging similar codes and consolidating them into a shared codebook. An affinity diagram was often used to help facilitate this process.

The final codebook comprised 171 individual codes that detailed the tasks participants performed using the AR laptop, the physical environments in which they worked, how they organized their virtual workspace for their tasks, and their perceptions regarding the value and limitations of the device. Using this shared codebook, two authors collaboratively conducted a final round of coding on the original data. They applied the codes from the codebook to each instance, labeling every survey entry and interview with zero or more codes, based on a unanimous decision. We do not report inter-rater reliability because following best practices from Hammer and Berland [43], coding for each instance was unanimously agreed upon by annotators. The same two authors also led the clustering process, organizing the codes into themes. These themes were refined iteratively with feedback from

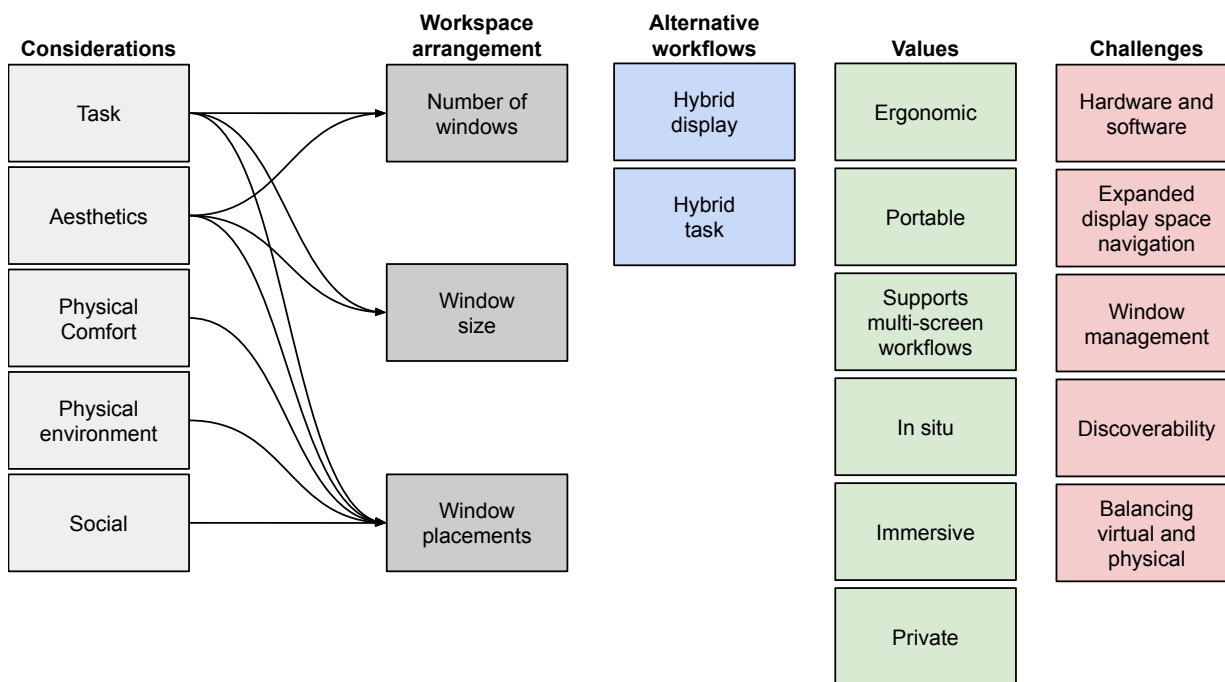


Fig. 3: **Themes** — We report on how considerations, such as the participants’ tasks, influenced their workspace arrangement behaviors, such as the number of windows they opened. In addition, we highlight alternative workflows that involve the use of AR in tandem with physical displays and tasks. Finally, we summarize participants’ perceptions of the value and challenges of using AR.

the remaining members of the research team, resulting in the findings presented below.

3 USAGE CHARACTERISTICS

In this section, we present our results on how participants used AR laptops during the two-week diary period. Several factors influenced their device usage, including *task*, *physical environment*, *social interactions*, *physical comfort*, and *aesthetics*. Below, we discuss these factors and their effects on usage behaviors. In addition, we report on *hybrid use cases* in which the AR laptop was used simultaneously with physical devices and tasks. We present the frequency of behaviors and remarks based on our closed coding results (Section 2.4) to reflect the importance of a situation rather than an accurate measurement of how often a situation occurs [66]. We use n to denote the number of sessions during which a code was observed, out of 143 total sessions across all participants (e.g., participants collectively watched videos in $n = 59$ sessions). We use N to denote the number of participants associated with each code (out of 14; e.g., $N = 10$ participants watched videos at some point throughout the study). Figure 3 summarizes the main themes that we report on in our results.

3.1 Task

Participants reported performing a variety of tasks with the AR laptop during their usage sessions (Figure 4). The most common activities included reading or editing documents and other artifacts ($n = 74$, $N = 14$), followed by checking and composing emails ($n = 63$, $N = 10$), watching videos ($n = 59$, $N = 13$), and browsing web content ($n = 54$, $N = 14$).

During a single session, participants often **engaged in activities across multiple task categories** ($M = 2$, $SD = 1$ tasks per session). By categorizing activities as either productivity- or leisure-oriented, we found that participants primarily focused on productivity-oriented tasks ($n = 77$, $N = 14$). Some participants also explored more leisure-oriented tasks ($n = 19$, $N = 7$) or combined productive and leisure activities within the same session ($n = 39$, $N = 10$).

Participants frequently reported that their tasks influenced how they configured their AR workspace ($n = 116$, $N = 13$).

First, **their tasks influenced the number of virtual windows they opened** (Figure 5). Our analysis showed that our participants configured virtual workspaces containing an average of 2.4 windows ($SD = 1.2$). We observed a maximum of six windows used simultaneously ($n = 2$, $N = 2$); however, workspaces containing four or more windows ($n = 23$, $N = 8$) were notably less common than those with three or fewer ($n = 118$, $N = 14$).

In 39 sessions, participants configured their AR workspace to consist of only a single window (Figure 6, left). This layout was most frequently used for watching video ($n = 14$, $N = 7$), browsing websites ($n = 10$, $N = 5$), and reading and writing documents ($n = 7$, $N = 3$). For productive use cases, several participants ($N = 5$) reported that this layout helped them focus on a single task. As P5 commented, “I did not feel the need to open more windows... I would often open multiple windows when I am multitasking.” P11 used a single window layout to read because it was “free from distractions.” For entertainment purposes, like watching a video, participants appreciated the immersiveness of this arrangement ($N = 4$). As P10 remarked, “I placed [a single] window in the middle to have a sense of a big TV or cinema.”

In 33 sessions, participants placed two windows side by side (Figure 6, middle). Participants reported that **arranging windows side-by-side facilitated cross-referencing and comparison tasks**. For example, as P8 recalled, “scheduling was nice because I could write an email and glance into my schedule without having to go between tabs.” P7 shared a similar experience: “I was watching a video on prompt engineering, and then on the right, I was using ChatGPT to try to ask certain questions a certain way versus different ways.... It was really useful for having that extra screen, just to be there and learn from.”

In 66 sessions, participants configured their AR workspaces to include three or more windows. **Participants generally leveraged these multi-window workspaces to facilitate multitasking**. P1, for instance, appreciated “the way I can do multitasks, where I have some displays used for entertainment next to displays that are used for work stuff.” As with many other participants ($n = 32$, $N = 11$), they often worked on one or two main windows while playing a video or listening to music in other windows (e.g., Figure 6, right). Similarly, P5 reported that within one workspace, they would maintain windows for their primary task

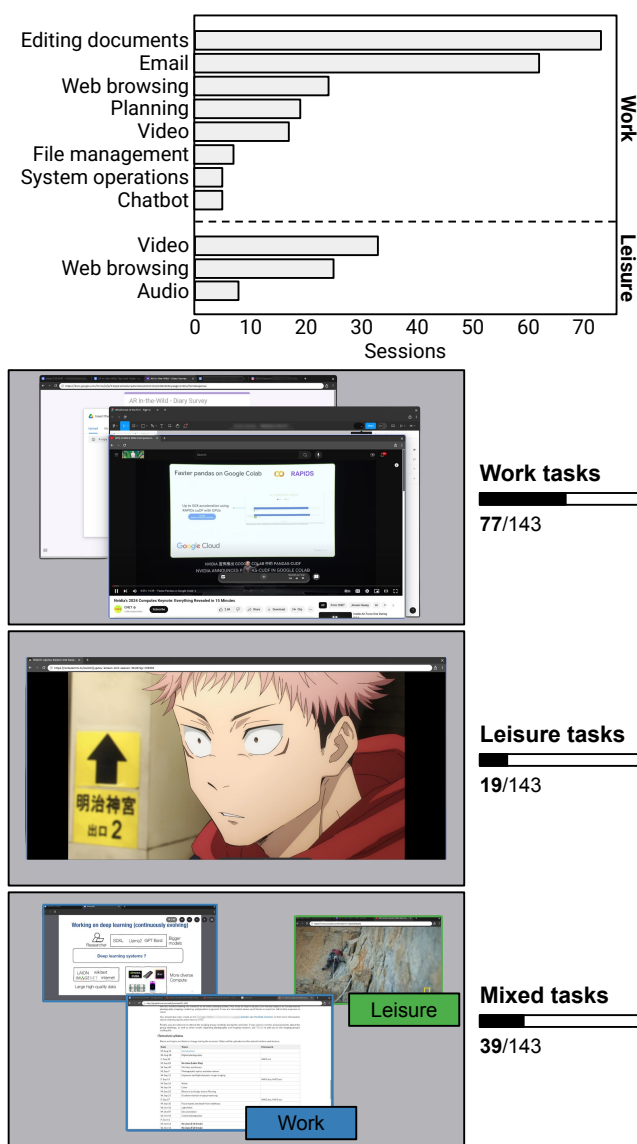


Fig. 4: **Tasks** — Participants engaged in a variety of work and leisure tasks. In most sessions, they focused on productive work but also explored leisure activities and occasionally mixed work with leisure.

alongside ones they were “not actively using.”

Generally, **participants organized their windows based on their expected usage frequency**, positioning windows for **primary tasks at the center** and moving **secondary windows to the periphery** or outside their field of view ($n = 41$, $N = 11$; Figure 6, right). For example, P4 described their workflow: “I kept my primary working screen immediately in front of me (typically reserved for email). Supporting screens, such as Google Drive or Google Sheet, were placed to the left. My calendar remained below the main window.” Similarly, P13 mentioned, “I push non-critical things to the corners of my field of view, so that they are easily accessed, but not interfering with my work.”

Several participants ($N = 4$) also **used their peripheral screen space in AR to host persistent windows across multiple sessions to support ongoing or future tasks**. P4 reported moving windows “way off to the side,” then “mov[ing] them back in” when needed. This included a persistent email window that they stored “in the corner somewhere, that I could glance at.” For several sessions, P14 used one window to accumulate readings and resources they anticipated potentially returning to for their work.

Participants mainly arranged windows in a way that separated them

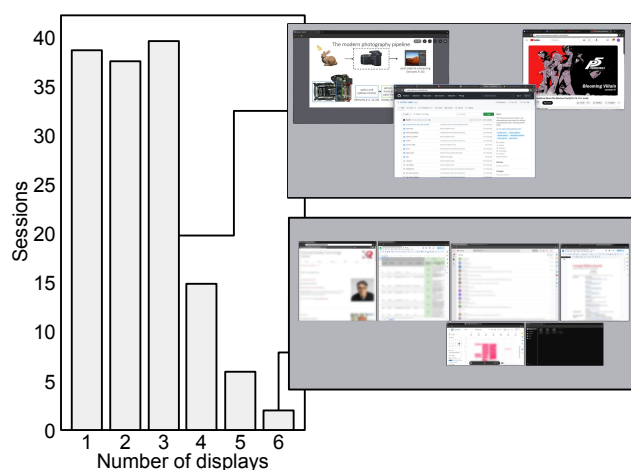


Fig. 5: **Number of windows** — Participants used an average of two windows, with a maximum of six. Most sessions involved three or fewer.

in space ($n = 59$, $N = 11$; Figure 7, left), ensuring that their contents were fully visible. For P8, **separating windows facilitated their tasks by allowing them to “see them all at a glance**, without having them stacked on top of each other like a conventional laptop does.” Participants also overlapped ($n = 37$, $N = 11$; Figure 7, middle) or stacked ($n = 26$, $N = 11$; Figure 7, right) windows. Two participants reported that **stacking windows facilitated efficient task switching by allowing them to quickly “swap back and forth” between them** (P3).

Besides the number of windows and their arrangement, **participants’ tasks also influenced how they sized windows in AR**. Several participants reported expanding single windows to form factors unsupported by conventional displays ($n = 17$, $N = 8$). For example, P6 found it beneficial to extend windows lengthwise to “see more content at a time without scrolling.” They specifically used longer windows to fill out forms and examine designs and documents in full, providing a more holistic overview. P11 noted that larger windows were “especially good for editing and reading.” 13 participants used enlarged windows to watch videos. P5 commented, “I like the fact that I can make my own theatre at home. The screen can be as big as I need it to be.”

Finally, during sessions, **several participants frequently adjusted their windows** — including their size ($n = 38$, $N = 11$), depth ($n = 37$, $N = 9$), and placement ($n = 36$, $N = 11$) — partly **in response to task needs** ($N = 37$, $n = 11$). P11 reported alternating between “bring[ing] things forward” to “read in depth” and “push[ing] them back” to “scan.” P2 recalled re-organizing their workspace and bringing tasks to a “more primary position” as their focus shifted.

3.2 Environment

Participants completed their sessions in a variety of environments (Figure 8), including their home office ($n = 60$, $N = 9$), bedroom ($n = 27$, $N = 9$), office ($n = 23$, $N = 10$), living room ($n = 18$, $N = 5$), and kitchen ($n = 11$, $N = 4$). The settings in which the participants worked varied in size (Figure 8, top-left). Some used compact desk surfaces placed against a wall ($N = 60$, $n = 11$), while others were in spacious areas that offered ample room in front of their devices ($n = 44$, $N = 10$). In addition, the environments differed in terms of visual clutter (Figure 8, top-right). Some participants worked in clean spaces with plain walls ($n = 16$, $N = 5$) while others were in heavily decorated environments ($n = 32$, $N = 10$). Most sessions were completed against physical backgrounds that included a moderate number of objects ($n = 74$, $N = 12$).

The AR laptop used by our participants overlaid virtual elements onto their physical surroundings. This made participants’ usage behaviors context-sensitive to their environment ($n = 8$, $N = 13$).

First, many **participants faced challenges with visibility of their virtual windows due to lighting conditions** ($n = 16$, $N = 7$) and

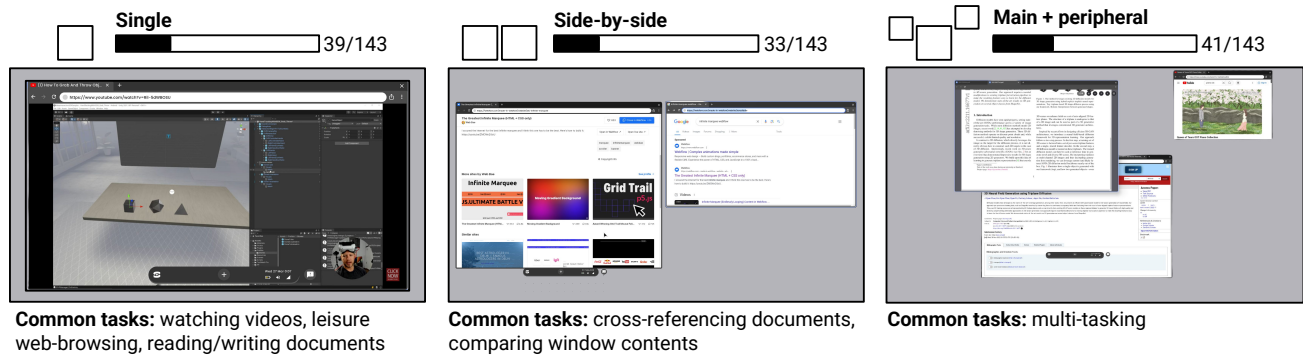


Fig. 6: **Arrangement patterns** — Common window arrangement patterns include using a single window, placing windows side-by-side, and positioning secondary windows in the periphery.

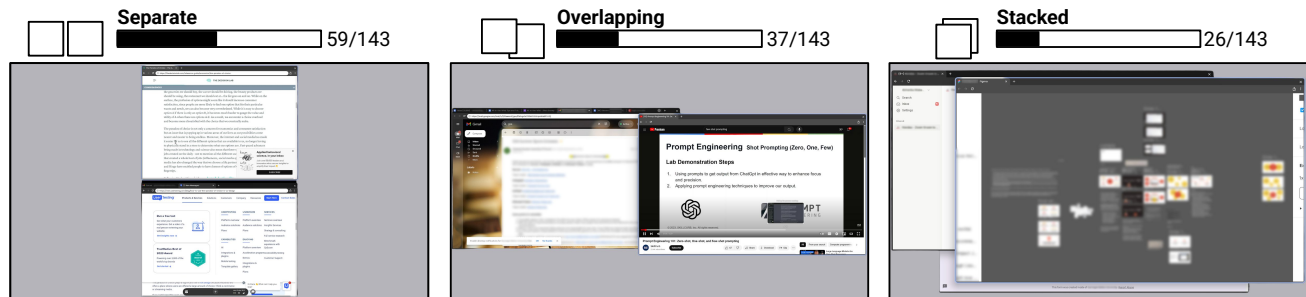


Fig. 7: **Window spacing** — The majority of participants preferred to keep windows separate, while a few opted to overlap or stack them.

background clutter ($n = 18$, $N = 8$), **avoiding both in their window arrangements**. P10, for instance, recalled having difficulties using the AR laptop in a bright office environment: “It didn’t work because there was so much light coming in, so what I did was push the windows to the ceiling.” To minimize distractions caused by visual clutter, eight participants reported that they intentionally sought out simpler walls to project their virtual windows. As P4 remarked, “I appreciated just having a blank wall, and it was a neutral color, like an off-white, grayish.... So I thought that was a good environment.”

Here, it is important to note that the effects of environmental lighting and visual clutter may have been partly due to the display limitations of the device, particularly the rendering capabilities of its optical pass-through display. External lighting reduced the display contrast. As P12 commented, “If I’m outside with the conditions and the brightness and the sun, I cannot be writing a document and reading a lot because the contrast is not enough for me.” Reflecting on their experience of working in an office with sticky notes posted around the walls, P7 noted, “If there was a way to, like, completely make it opaque, where the virtual screen was completely opaque, ... it would be very helpful. I wouldn’t have to see the sticky notes in the background very much [and] just be able to focus.” This consideration also likely contributed to the participants’ preference for completing their study sessions in indoor environments. Only three participants attempted working outdoors. As P9 remarked, “I tried to sit outside like around lunchtime one day and that was a disaster because of the light.”

Interestingly, instead of avoiding visual clutter, two participants used their virtual windows to shield themselves from distractions in their physical surroundings, creating a more focused workspace. P14, for instance, reported placing a window over a TV in the background in one session and over a fan in another.

Besides visibility concerns, **participants’ configurations of their virtual workspace were also generally guided by physical restrictions**. Participants generally avoided overlapping virtual elements with physical objects and boundaries ($n = 19$, $n = 9$). For instance, P1 reported, “I wanted the displays to be above my physical objects on my desk so that it doesn’t interfere.” Three participants adjusted their workspaces according to how spacious they perceived their surround-

ings to be. In “a very spacious room with high ceilings,” P12 “took advantage of that space” to construct a wider AR workspace with three windows, whereas when the room “was not very spacious,” they only used a single virtual window. However, several participants ($N = 3$) sometimes chose to ignore physical constraints. P1 recalled, “since I was working on a personal desk with a white wall close in front of me, I placed the displays further away from me virtually to feel more like I am in a spacious room.”

One participant (P4) reported **arranging windows based on their semantic relationship with the physical environment**. In several sessions, they placed a weather application next to their window so that whenever they glanced over, they were informed of the outside temperature. P4 commented, “I thought it was convenient to have it so closely associated with what I was looking at.”

3.3 Social Factors

In 30 sessions, participants ($N = 8$) used the AR laptop in public spaces or during interactions with others (Figure 8, bottom).

Three participants found it **comfortable to use the device in public**. Five participants highlighted its **potential for keeping their work private while working in such spaces**. As P4 commented, “The biggest benefit I saw was that if you’re on an airplane and you want total secrecy, you don’t want people looking over to see what you’re typing in your email or the kind of work you’re doing.” P2 noted that the device provided significant **value during in-person meetings**. They reported that it allowed them to be “immersed” in their information environment while still staying “a part of the team.”

On the other hand, five participants voiced **concerns about the device’s current social acceptability**. As P1 noted, “I actually wanted to use it outside... but my friends all told me that I’d look really weird and freaky.” P9 recalled, “One night I was doing this study and my husband came in. He was like, ‘what the hell are you doing?’ It kind of freaked him out a little bit... then I started thinking, this does look weird. I don’t know if I would feel comfortable to walk into Starbucks or sit on my front porch with all my nosy neighbors walking by.” These issues with social acceptability were attributed partly to the novelty of the device, but also to the lack of transparency in their interactions




Fig. 8: **Environments** — Participants completed their sessions in a variety of physical environments. Their physical surroundings differed in size and level of visual clutter. Participants mostly worked in private spaces.

with the virtual content. Reflecting on how they appeared to bystanders, P4 remarked, “I could picture myself just sitting there looking into blank nothingness and someone thinking, ‘What are you doing?’ Like that looks so bizarre.” Two participants **anticipated that the device would become more socially acceptable over time** as people grew accustomed to its use. P4, for instance, expressed that they would be more open to using AR if “more people are familiarized” with it.

In addition to issues with social acceptability, four participants reported that the device **hindered their ability to interact with others**. This mostly stemmed from the glasses and virtual contents obstructing their field of view. P7 and P8 reported having to look either above or below the lens to make direct eye contact. P4 removed his glasses entirely when talking with others, explaining, “I didn’t want them to think ... that I’m not paying attention to them, ... that I’m just distracted by something else,” such as a virtual window.

Participants’ concerns about social acceptability likely contributed to their decision to complete their sessions primarily in private environments ($n = 111$, $N = 14$). In addition, several participants ($N = 4$) reported **adjusting their workspace arrangements around people** within their immediate surroundings. As P5 mentioned, “If there were some people in front of me, or I was, like, talking to them while interacting with the interface, I tried to move [windows] away. I did not overlap my [windows] with their faces.” P7 similarly preferred placing windows off-center when working among others, particularly strangers, to avoid staring at them while interacting with their own interfaces. While P2 initially adopted a similar approach, “mak[ing] an active effort to move screens out of people’s faces,” they later placed windows directly on top of people, reasoning that they could simultaneously view the virtual information while still maintaining a somewhat clear view of their conversation partner.

3.4 Physical Comfort

Our results indicate that many participants ($n = 17$, $N = 7$) leveraged the device’s flexibility in arranging windows to **adapt their workspace to their posture**, rather than adjusting their posture to fit the workspace. As P1 remarks, “I’m always hunched over my laptop so I have quite a bit of neck pain. But with this device, I didn’t need to.” P13 similarly adjusted their position while working and “slightly shifted the window to match that.”

This flexibility also **allowed for positions that were previously un-**

supported by conventional laptops and computers. While most participants conducted the majority of their usage sessions at a desk or table ($n = 105$, $N = 14$), some explored engaging with their devices while resting in bed ($n = 16$, $N = 6$) or reclining on their chair ($n = 5$, $N = 3$). P8 shared: “We have those chairs that leaned back. I kind of put my whole canvas on the ceiling so I could lay back.” P14 also expressed appreciation for being “able to have a screen wherever I want, anywhere I want, anytime I want.” They explained, “Basically, I can be laying in bed eating. I always have a big screen in front of me.”

However, considerations of physical comfort, to some extent, also limited usage of the AR workspace. Several participants ($n = 8$, $N = 5$) reported that navigating the AR workspace to access distant elements strained their neck. For example, when P4 first started using the device, they wanted to take advantage of the “endless canvas” and try out expansive workspace arrangements, such as “stretch[ing] the screen up really high.” However, they soon realized the physical toll, explaining, “I’m moving my head up, up and down, up and down, left and right. And I just started realizing, maybe that’s the reason why my neck is hurting.” This partially prompted several participants ($N = 7$) to gradually move towards using fewer windows. It is important to note that the aforementioned issues were likely exacerbated by the display’s limited field of view. As P2 notes, “this field of view makes me move my head a lot to be able to see everything I need to.”

Similar considerations also contributed to the **preference for side-by-side layouts over vertical arrangements** ($N = 5$). In 9 sessions, participants arranged two windows vertically, one above the other. Top-and-bottom layouts usually feature a primary task window and a secondary window that is only occasionally referenced. This contrasts with side-by-side layouts, which facilitate tasks that require more frequent cross-referencing. Top-and-bottom layouts were used less frequently than side-by-side because participants found navigating horizontally more “natural.” As P5 remarked, “most convenient was placing it side by side. I like that I don’t have to turn my neck up to look for different screens.”

3.5 Aesthetics

Several usage patterns we observed may be attributed to individual aesthetic preferences.

Participants **mostly sized their windows to have a landscape aspect ratio** ($n = 290$, $N = 14$). Portrait ($n = 28$, $N = 5$) and

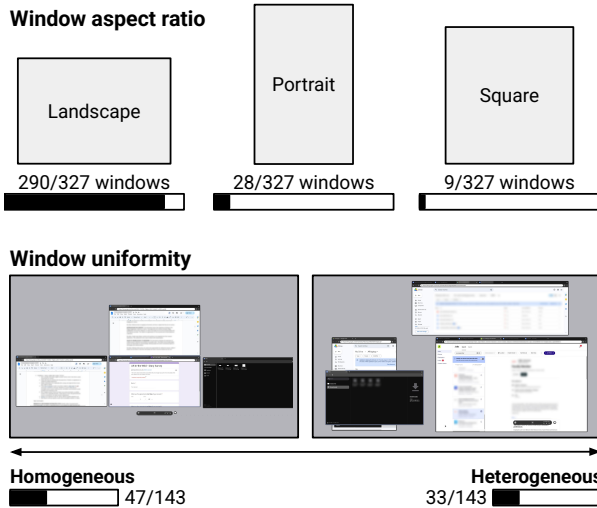


Fig. 9: **Window sizing** — Participants mostly sized their windows to have a landscape aspect ratio (290 out of 327 total windows across all sessions). In multi-window workspaces, window sizes ranged from homogeneous across all windows to heterogeneous.



Fig. 10: **Arrangement structure** — Participants’ workspaces varied from flexible arrangements to more structured grid layouts.

square ($n = 9$, $N = 6$) windows were used significantly less frequently in comparison (Figure 9, top). When participants had multiple windows in their workspaces, the scale and aspect ratios in these windows tended to be more uniform ($n = 47$, $N = 11$), although a variety of display heterogeneity was represented nonetheless (Figure 9, bottom).

Participants’ multi-window workspaces **varied from a strict grid structure to more flexible arrangements** (Figure 10). Interestingly, participants generally preferred one of the two extremes. In 32 sessions, participants’ workspaces were largely unstructured, while in 27 sessions, they were highly structured.

Several participants ($N = 6$) **intentionally limited their window usage**. As P10 noted, “I didn’t want to feel overwhelmed with being surrounded by windows.” In one session, P4 recalled, “I removed a screen off to the left side, not that it was distracting, but out of a sense of cleaning up my workspace.”

Some of these aesthetic decisions **may be the result of legacy bias**. As P12 remarked, “I was still very biased towards what I’m familiar with. So, I usually use a two-device setup, or maybe a two-monitor setup, or a three-monitor setup. I find that I kind of copy that, in a way.” Reflecting on their tendency to close unnecessary windows, P4 similarly commented, “I think that may be a carryover habit from using a monitor, where you have a more finite amount of space.”

3.6 Hybrid Usage

In 98 sessions, participants ($N = 14$) reported **using the AR laptop in combination with physical displays** (Figure 11), including phones ($n = 83$, $N = 14$), computers ($n = 28$, $N = 9$), tablets ($n = 1$, $N = 1$), watches ($n = 4$, $N = 2$), and TVs ($n = 2$, $N = 2$).

Participants typically used a mobile phone to check and respond to notifications ($n = 34$, $N = 6$), messages ($n = 27$, $N = 9$), and emails ($n = 3$, $N = 2$). They also used their phone to write




Fig. 11: **Hybrid usage** — Participants often used the AR laptop in combination with other devices, such as a laptop.

notes ($n = 3$, $N = 2$), participate in calls ($n = 10$, $N = 6$), and check the time ($n = 4$, $N = 4$). Three participants favored a device with a physical display because it offered affordances that better accommodated their needs. For example, P2 found the “slimmer screen” of their phone to be better suited for social media scroll lists. Three participants used a personal phone to separate their personal information and activities from their work device. As P14 remarked, “I like to separate my everyday life from work-related things.”

When using the AR laptop alongside a conventional laptop or desktop computer, some users reported arranging their virtual windows as peripheral displays around a physical laptop ($N = 5$). For example, while P2 used their physical laptop for a design task, they displayed reference materials, such as a list of design requirements, as windows in AR and arranged them around their device. P4 used a similar workflow, organizing reference materials around their computer monitor, which they used to author emails. Two participants used the AR laptop alongside physical devices due to the hardware limitations of the former, including its field of view and resolution. They also relied on physical laptops to access applications and information that was unsupported or missing on the AR laptop ($N = 5$). Several examples of these applications include 3D graphics software (P1) and code editors (P13).

Participants also **used the AR laptop simultaneously with physical tasks** ($n = 56$, $N = 11$). For example, P3 used the AR laptop to display instructions that assisted in a prototyping task, aligning the window with their physical activities to engage in both tasks simultaneously. P2 viewed videos in AR to entertain themselves while performing mundane tasks, like folding laundry. P1 commented, “I like having the freedom in my physical space, to multitask and not have a physical device getting in my way since it is a virtual workspace.”

3.7 Individual Differences

In previous sections, we reported several behavioral tendencies that emerged from our aggregate observations. However, it is important to note that our participants also exhibited considerable variation in how they used the AR laptop. As shown in Figure 12, participants had different applications in their virtual workspace, such as work, leisure, or a combination of both. They also varied in the number of windows used, the uniformity of window sizes, and the amount of structure in their workspace arrangements. For example, while many participants ($N = 6$) naturally opened an average of 3 to 4 windows, one participant exclusively used a single-window layout. Similarly, while participants ($N = 6$) tended to configure their workspaces in a grid-like arrangement (i.e., 4 or 5 arrangement structure rating on average), others ($N = 5$) followed almost no structure (i.e., 1 or 2 arrangement structure rating).

4 VALUES BEHIND AR LAPTOP USAGE

In this section, we summarize the values that the participants gained from using the AR laptop.

Improved Physical Comfort As discussed in Section 3.4, the AR laptop offered flexibility in configuring virtual windows, enabling the creation of workspaces tailored to the user’s posture. This flexibility notably supported postures that are not well accommodated by traditional devices such as laptops and desktops.

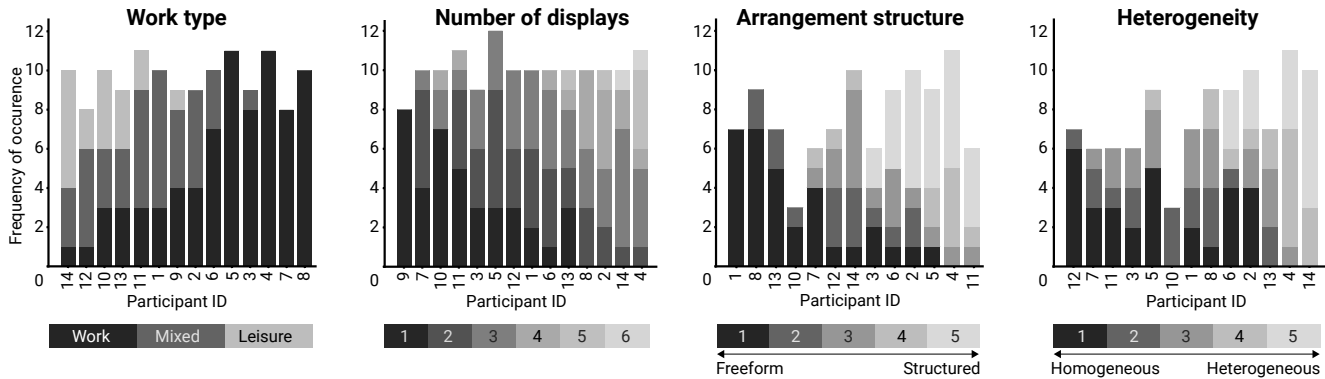


Fig. 12: **Individual differences** - participants varied in the applications they opened, the number of windows they used, the amount of structure in their workspace arrangements, and the uniformity of their window sizes.

Portability Since the device’s windows are virtual and occupy no physical real-estate, seven participants also considered the device to be more portable. As P13 noted, “You can use this anywhere,” in contrast to practices with current physical laptops and desktops that “depend on specific setups.” P8 envisioned that the device would enable working in “smaller crowded spaces” as a result. P3 described an instance where they moved around with the device, walking between their living room and bedroom while maintaining continuity in their work.

Multi-screen workflows Seven participants felt the device facilitated more efficient multi-screen workflows. It allowed windows to be flexibly configured into productive arrangements, such as side-by-side for cross-referencing ($n = 33$). The device’s support for peripheral engagement was also regarded as beneficial ($N = 7$). Participants used their peripheral screen space to enable glanceable access to secondary content and to keep persistent windows for ongoing tasks.

In situ Six participants appreciated the in situ nature of their windows. In particular, they believed that it allowed them to maintain a higher level of situational awareness of their physical surroundings ($N = 4$). For example, P11 regarded the ability to remain situated in and aware of the surroundings as critical for their role as an administrator: “I would absolutely need it. If someone approached me, I would have to greet them.” P12 noted that in a public setting, “it is important to have a sense of what is happening in the surroundings,” which is supported by the device. As discussed in Sections 3.2 and 3.6, the AR laptop also offered opportunities to supplement the user’s task and physical environment with contextually relevant digital information.

Immersiveness Six participants reported feeling more immersed in their work while engaging with the AR device. P9 described the experience, “the immersiveness was off the scale... I haven’t experienced a flow state like that in a long time.” P3 mentioned that while using the device, they felt “less distracted from the real world in general.” For P11, the immersive nature of the device also enriched leisure activities: “Watching videos is a joy.... This could be the future of entertainment — time flew by.”

Privacy Lastly, as discussed in Section 3.3, participants highlighted that the AR laptop offers potential privacy benefits. They appreciated not “hav[ing] to worry about [others] seeing information that isn’t relevant to them,” since all the AR laptop’s contents were rendered through the head-mounted display (P9).

5 CURRENT CHALLENGES WITH AR LAPTOP USAGE

In this section, we describe the challenges reported by our participants in using the AR laptop.

Device hardware and software Participants encountered several hardware and software limitations with the AR laptop during their usage sessions. Seven participants found the **weight** of the glasses uncomfortable, while six participants reported issues with **overheating**. Similarly, seven participants reported that the **display resolution** made

it “uncomfortable to visually look at” (P6). Moreover, seven participants disliked how the glasses were tethered to their laptop keyboard, commenting that it “limited [their] mobility” (P7). Finally, since the device only supported browser-based activities, it precluded some tasks that participants would like to have performed for their work ($N = 5$).

Many of the aforementioned issues were effectively long-standing challenges within the AR research community [49]. In our analysis, several limitations affected usage behaviors. For instance, as discussed in Section 3.4, the **restricted field of view** appeared to be one reason participants opted for more minimal setups, with several of them feeling limited ($N = 7$). For P10, this made using the device feel “claustrophobic.” P4 felt it restricted their interactions and task performance, noting, “It was a little slower for me to complete my task.” Some participants chose to avoid reading tasks due to visual discomfort caused by limited display resolution ($N = 5$). If their task involved reading, some participants chose to combine the AR laptop with higher resolution physical displays, instead of using it as a standalone device (Section 3.6).

Interaction limitations Hardware and software limitations aside, our results revealed several fundamental interaction limitations. While the expanded virtual display space provides benefits, such as improving multi-screen workflows, it also presents challenges for **navigation** across the display ($N = 3$). As P8 noted, “the trackpad is too small for such a wide canvas.” P2 similarly commented that they “want to be able to make use of that entire space” but disliked “having to manage that using the mouse interface.”

The ability to flexibly add and configure windows also presents challenges for **window management**. Seven participants reported difficulties with having to manually arrange and align windows. For example, P5 recalled, “I did not like the range of the cursor movement on the virtual canvas. For instance, I was trying to enlarge the window but I had to click and drag it thrice to make it as big as I wanted it to be.” P6 noted, “I wish there was an automatic arrangement feature. [On my computer], when you want to put screens side by side, you can just drag [them into position] and it kind of partially [does] the task for you. But with this, I have to manually adjust every single detail.” This suggests the need to introduce automated window management approaches, either through templates or more intelligent placement algorithms (e.g., [19]).

Three participants reported feeling **uncertain about how to best utilize the new medium**. As discussed in Section 3.5, participants tended to gravitate toward physical workspace arrangements they were already familiar with. P13, for instance, “did not really explore” the different usage scenarios as a result. P14 commented, “using this kind of device as a normal computer is not taking advantage [of] every single possibility that you can get with this kind of device.” However, they found it challenging to conceive of new workflows, noting, “it’s such a new concept that people are not used to thinking that way.” To address this challenge, they suggested providing “a guide on how to properly set it up, or a prompt saying, ‘you might want to do this like this.’”

Lastly, it proved difficult for the device to effectively balance the

visibility of the physical and virtual environments. For instance, while several participants ($N = 6$) found value in the immersiveness of the AR laptop, others reported feeling “overwhelmed” when too many windows were opened (P10, $N = 6$). Similarly, while participants appreciated the in-situ nature of the displays ($N = 6$), they also found their physical surroundings distracting ($N = 7$). Combined, these results highlight several core design tensions in the development of AR systems.

6 DISCUSSION

In this work, we investigated knowledge workers’ usage and perceptions of AR for everyday tasks and activities. Our findings confirm and extend many prior studies on AR. In this section, we relate these works to our results, identify opportunities for future research, and outline the limitations of our study.

6.1 How Do People Work in AR?

Our results indicate that participants adapted their use of AR based on several key factors: task, environment, social context, physical comfort, and aesthetics. These factors largely align with Grubert et al.’s [39] characterization of relevant context sources to consider in “pervasive AR”. We build on this work by highlighting how their considerations manifest themselves in the wild.

Virtual workspaces patterns In our study, participants engaged in tasks typical of knowledge workers (e.g., [45]), including reading and writing documents, web browsing, and checking and composing emails. To support these tasks, participants explored various virtual workspaces. Prior research has documented various patterns of window usage in AR, including the use of the central field of view for primary task content [58, 70] and different window configurations for productivity tasks, such as vertical, horizontal, two-by-two, and personal cockpit layouts [33, 63]. In our in-the-wild study, we observed participants using single windows and side-by-side layouts, which supported focused tasks and cross-referencing, respectively. When more than three windows were used, they often represented applications for different tasks. Similar to the findings of Cho et al. [22], we observed participants blending leisure and work applications within their workspace in these settings. Additionally, consistent with Pavanatto et al. [70] and Lischke et al. [58], for these multi-window layouts, participants organized their multi-window layouts around a central task area, while using the periphery for secondary applications. In addition to previously documented behaviors, we observed that participants used their peripheral screen space to maintain persistent AR windows. They sometimes stacked or overlapped their windows to support interactions such as quickly switching back and forth between window contents. They also adjusted window sizes according to their internal content, sometimes to form factors that are not supported by current screen-based computers. Although much of previous work has focused on static layouts (e.g., [12, 19]), our results indicate that virtual workspaces tend to be dynamically adjusted during usage.

Environment Besides configuring their workspace based on task considerations, participants adapted window placements to account for environmental lighting conditions, as noted by Pavanatto et al. [70]; geometric features and visual clutter, as highlighted by Cheng et al. [19]; and the presence of others, as documented by Ng et al. [67] and Medeiros et al. [64]. Interestingly, participants also considered the perceived spaciousness of their environment in their workspace configurations, a factor that, to our knowledge, has not been previously documented.

In addition, several participants attempted to use AR to support work from new postures and locations; however, consistent with McGill et al. [63], our results suggest that participants may require assistance in identifying optimal configurations.

Aesthetics & preferences Some of our findings on aesthetic considerations echoed prior work, particularly the tendency of some participants to arrange their workspace in a strict grid structure, consistent with the findings of Cheng et al. [19]. However, this behavior was not representative of all participants, as some adopted more flexible arrangements instead, highlighting individual differences in preferences.

Due to a combination of aesthetic preferences, device limitations, and legacy bias, many participants reported adopting more minimal setups, consisting of fewer windows that resembled their physical workspaces. This tendency contrasts with the multi-window layouts described in works such as Cheng et al. [19] and Lindlbauer et al. [57]. We believe these findings beneficially expand on previous understandings of how people may use window-based AR.

Hybrid usage While many of our participants used the AR laptop as intended, i.e., as a standalone laptop, we observed several participants shifting to more hybrid forms of usage. As Pavanatto et al. [73] previously showed, combining physical and virtual monitors may offer a better balance of familiarity with physical monitors, while also providing extra space from virtual monitors. Our results showed that such a hybrid usage approach emerged in the wild when using an AR laptop, deriving similar benefits. This highlights the potential for supporting integrated multi-device workflows with AR, rather than solely suggesting that AR should completely replace current devices, as previously proposed in Auda et al. [5]. In addition to complementing physical screens, we also observed participants using the AR device in combination with physical tasks. This similarly echoes prior research suggesting that the unique value of AR lies in its seamless blending of virtual and real (e.g., [57]).

Lastly, the emergent values we observed — such as improved physical comfort, portability, multiscreen workflows, display in situ, immersiveness, and privacy — largely support the idea that the benefits of AR previously noted in controlled laboratory settings (e.g., [12, 70, 79, 81]) indeed translate to real-world applications. Our work also reflects several long-standing challenges documented in previous research [49], including some arising from hardware and software issues, as well as others more fundamental to AR interactions.

6.2 Opportunities

Our study offers a glimpse of what prolonged working in AR may look like in the future, including the advantages it offers and the challenges it presents. Our results highlight several opportunities for future work.

First, our study shows that current devices make it possible to use AR for everyday tasks outside of controlled laboratory environments. In certain situations, regular users can experience substantial benefits. Although there are still hardware and software barriers, we believe this indicates that AR will become increasingly integrated into daily activities in the near future. As such, it is pertinent for our research community to continue rigorously and longitudinally examining how users might interact with AR in their daily lives, both for knowledge work and beyond. We expect improvements in AR devices to address technical issues such as limited field of view and low resolution, potentially leading to changes in user behavior. For example, increasing the field of view of AR devices might allow users to take better advantage of expanded display space. However, technical developments will take time, and even so, imperfections are likely to persist. Therefore, examining user behavior with current devices and tools is invaluable.

Our results also indicate that in addition to tackling hardware and software challenges, **several fundamental interaction issues must be addressed** to facilitate the effective daily use of AR. One common issue we observed was efficiently **navigating the expanded AR display space**. We encourage researchers to explore new methods to improve this process, potentially referencing related literature on large displays (e.g., [27]), where similar interaction challenges have also been identified. Another challenge relates to **window management**. To address this issue, we believe there is value in operationalizing common arrangement patterns we observed as layout templates that users can snap windows to, similar to the application tiling feature found in macOS [4]. However, given the sensitivity of window arrangements to their surroundings, more intelligent adaptation approaches may be necessary, such as the one previously proposed by Cheng et al. [19]. Furthermore, participants differed in their window arrangement behaviors. We believe that future work should further explore how personalized AR workspaces can use contextual factors to assist users in their tasks.

Despite improvements in hardware, software, and interactions, challenges may still persist in promoting adoption and effective usage. In

our study, we found that users tended to revert to their usual window usage habits in physical workspaces. In many cases, these usage patterns did not take advantage of the unique affordances of AR. Participants themselves even reported feeling unsure about how to effectively use the new medium. A possible solution to these challenges could involve **improving upon the onboarding process**. Although we attempted to thoroughly explain the device functionalities during our introductory session, providing more detailed and repeated training might be helpful. To **help users overcome their legacy biases** regarding window arrangement patterns in particular, future work could consider exploring context-based and situational onboarding methods [17], such as suggesting layouts tailored to their current task. Yet, while we see AR as a means to engage with digital information in new ways, we also recognize the importance of maintaining familiar interfaces for work to facilitate a smoother transition from current laptops and devices. Future devices **should leverage familiar aspects while introducing new features**, but this is likely easier said than done, requiring careful design of onboarding procedures and interfaces. Perhaps parallels can be drawn to the introduction of mobile user interfaces. Early mobile user interface designs heavily relied on the preceding desktop paradigm [76]. While these designs did not initially suit the target form factor, they nonetheless provided a familiar entry point for users. AR interfaces today may be in a similar state. As previously discussed by Pavanatto et al. [72], drawing on familiar paradigms may ease the transition from today's personal computers to computing with virtual displays, thereby enabling users to adapt more quickly and effectively to the new medium.

Last but not least, with AR entering our daily lives, as previously suggested by Abowd and Mynatt [1], how it will be used will differ significantly from controlled laboratory settings. In particular, people's activities will often lack clear beginnings or ends, sometimes occurring at the same time. In our study, we observed patterns such as the integration of productive and leisurely tasks. AR devices designed for productivity must consider how people actually work, including providing opportunities to disengage [48].

6.3 Limitations

Our current study design is subject to several limitations. First, while we aimed to study usage behaviors longitudinally, our results currently reflect the participants' engagement with the device for only 40 minutes a day over a two-week period. Although we still consider this substantial, with an average of seven hours of use per person, extending the usage duration further would undoubtedly improve the ecological validity and generalizability of our results. In particular, while our study design exposed participants to the AR laptop for an extended duration, we were unable to fully capture the behaviors that may emerge if the device completely replaced their current laptops or computers. While we encourage researchers to study AR usage over longer periods, it is important to acknowledge the significant logistical and feasibility challenges involved. An alternative approach to consider is to consult and gather feedback from current power users.

Additionally, in our work, we based our analysis on post-usage diary surveys and photographs, as well as interviews. Surveys and interviews provided valuable qualitative insights into participants' usage; however, they might be affected by memory biases since they required participants to recall their experiences. Our photographs also provide rich information, providing a visual context for participants' written reflections. However, while our results showed that participants often dynamically adjusted their virtual workspaces during their sessions, the photographs only capture the final state of these workspaces. Our study would have benefited from collecting continuous telemetry or video data of participants' usage sessions; however, we chose not to out of concern for their privacy. That said, we still believe that collecting more granular data will be valuable in the future, but such measures should be carefully weighed against their invasiveness.

It is also important to acknowledge that, while our qualitative data provides detailed insights into how a small group of participants uses and perceives AR laptops, it does not allow for statistical evaluation of the prevalence of these behaviors in a larger population. To validate

these results, further quantitative studies would be beneficial. For instance, building on our observations of potential individual differences in AR laptop usage, it would be valuable to examine a larger population to determine whether users fall into distinct behavioral categories (e.g., preference for freeform or structured arrangements). Additionally, studying a population beyond a knowledge worker or university context would help assess the generalizability of our results.

Furthermore, our study was based on a specific hardware and software implementation of AR, which contains known limitations and is not wholly representative of future AR devices. It is not unlikely that as AR devices improve, user behaviors and perceptions may also change. For example, if the device supported more applications and was better integrated with participants' individual information ecosystems, they might have used the device more exclusively, rather than in combination with other computers. Replications of our study with future devices would, therefore, yield valuable insights.

Finally, our findings only capture current user perceptions and use of AR, situated within a technological landscape still dominated by mobile phones and computers. At the time of writing, AR was primarily used by early adopters only. As AR usage becomes more prevalent, we may expect people's attitudes toward the technology to change. For example, although our participants expressed reluctance to use the device in public, social attitudes toward the device are likely to change as AR usage becomes more commonplace. This suggests a need to continuously re-evaluate how people may use AR going forward.

7 CONCLUSION

In this work, we contribute insights from a longitudinal diary study with 14 knowledge workers, who used an AR laptop for around 40 minutes a day over two working weeks. We collected reflections on over 104 hours of work (7 hours per participant) through diary surveys, photographs, and interviews. During their usage sessions, participants engaged in a variety of tasks across different physical environments. Our findings shed light on how task, environment, social, and aesthetic factors influenced participants' usage patterns. Participants' tasks determined the number, arrangement, and size of virtual windows they used. External factors such as lighting, visual clutter, physical constraints, and the presence of others guided participants' window placements. Participants further arranged their workspace in AR to facilitate more comfortable workflows, while making certain design decisions based on personal aesthetic preferences. Some participants used the AR laptop in combination with physical displays and tasks. Finally, we document the values and current challenges associated with using AR laptops, as reported by our participants. Our results provide insight into how knowledge workers might use AR in the future, presenting numerous opportunities for further exploration. We believe it is crucial for the research community to continue developing an ecologically valid understanding of how AR may be used, especially in longitudinal studies, in preparation for its future pervasive use.

ACKNOWLEDGMENTS

We thank our project sponsors and collaborators from Sightful, particularly Oren Zuckerman, Tom Hitron and Tamir Berliner. This research was partially supported by Sightful, which provided funding and hardware. The authors gratefully acknowledge their contribution to this project. We also thank all involved peers and participants. Yi Fei Cheng received partial support from the Croucher Foundation. The views expressed in this paper are those of the authors and do not necessarily reflect the views of Sightful.

REFERENCES

- [1] G. D. Abowd and E. D. Mynatt. Charting past, present, and future research in ubiquitous computing. *ACM Trans. Comput.-Hum. Interact.*, 7(1):29–58, 30 pages, Mar. 2000. doi: 10.1145/344949.344988 1, 3, 12
- [2] C. Andrews, A. Endert, and C. North. Space to think: large high-resolution displays for sensemaking. In *Proceedings of the SIGCHI Conference on Human Factors in Computing Systems*, CHI '10, 10 pages, p. 55–64.

- Association for Computing Machinery, New York, NY, USA, 2010. doi: [10.1145/1753326.1753336](https://doi.org/10.1145/1753326.1753336) 2
- [3] Apple. Introducing apple vision pro: Apple's first spatial computer. Website, 2023. 1, 3
- [4] Apple. Tile windows on mac. <https://support.apple.com/guide/mac-help/tile-app-windows-mch1ef287e5d/mac>, 2024. Accessed: 2024-01-08. 11
- [5] J. Auda, U. Gruenefeld, S. Faltaous, S. Mayer, and S. Schneegass. A scoping survey on cross-reality systems. *ACM Comput. Surv.*, 56(4), article no. 83, 38 pages, Oct. 2023. doi: [10.1145/3616536](https://doi.org/10.1145/3616536) 11
- [6] E. Babaei, N. Srivastava, J. Newn, Q. Zhou, T. Dingler, and E. Velloso. Faces of focus: A study on the facial cues of attentional states. In *Proceedings of the 2020 CHI Conference on Human Factors in Computing Systems*, CHI '20, 13 pages, p. 113. Association for Computing Machinery, New York, NY, USA, 2020. doi: [10.1145/3313831.3376566](https://doi.org/10.1145/3313831.3376566) 4
- [7] J. N. Bailenson, B. Beams, J. Brown, C. DeVeaux, E. Han, A. C. M. Queiroz, R. Ratan, M. Santoso, T. Srirangarajan, Y. Tao, and P. Wang. Seeing the World Through Digital Prisms: Psychological Implications of Passthrough Video Usage in Mixed Reality. *Technology, Mind, and Behavior*, 5(2: Summer 2024), jun 24 2024. <https://tmb.apaopen.org/pub/zftn3ubj>. 1, 3
- [8] J. N. Bailenson and N. Yee. A longitudinal study of task performance, head movements, subjective report, simulator sickness, and transformed social interaction in collaborative virtual environments. *Presence: Teleoperators and Virtual Environments*, 15(6):699–716, 12 2006. doi: [10.1162/pres.15.6.699](https://doi.org/10.1162/pres.15.6.699) 3
- [9] R. Ball, C. North, and D. A. Bowman. Move to improve: promoting physical navigation to increase user performance with large displays. In *Proceedings of the SIGCHI Conference on Human Factors in Computing Systems*, CHI '07, 10 pages, p. 191. Association for Computing Machinery, New York, NY, USA, 2007. doi: [10.1145/1240624.1240656](https://doi.org/10.1145/1240624.1240656) 2
- [10] V. Biener, F. Farzinnejad, R. Schuster, S. Tabaei, L. Lindlein, J. Hu, N. Nouri, J. J. Dudley, P. O. Kristensson, J. Müller, and J. Grubert. Hold tight: Identifying behavioral patterns during prolonged work in vr through video analysis. *IEEE Transactions on Visualization and Computer Graphics*, 30(5):2796–2806, 2024. doi: [10.1109/TVCG.2024.3372048](https://doi.org/10.1109/TVCG.2024.3372048) 3, 4
- [11] V. Biener, S. Kalamkar, J. J. Dudley, J. Hu, P. O. Kristensson, J. Müller, and J. Grubert. Working with xr in public: Effects on users and bystanders. In *2024 IEEE Conference on Virtual Reality and 3D User Interfaces Abstracts and Workshops (VRW)*, pp. 779–780, 2024. doi: [10.1109/VRW62533.2024.00186](https://doi.org/10.1109/VRW62533.2024.00186) 1, 2
- [12] V. Biener, S. Kalamkar, N. Nouri, E. Ofek, M. Pahud, J. J. Dudley, J. Hu, P. O. Kristensson, M. Weerasinghe, K. A. Pucihar, M. Kljun, S. Streuber, and J. Grubert. Quantifying the effects of working in vr for one week. *IEEE Transactions on Visualization and Computer Graphics*, 28(11):3810–3820, 2022. doi: [10.1109/TVCG.2022.3203103](https://doi.org/10.1109/TVCG.2022.3203103) 2, 3, 11
- [13] V. Biener, D. Schneider, T. Gesslein, A. Otte, B. Kuth, P. O. Kristensson, E. Ofek, M. Pahud, and J. Grubert. Breaking the screen: Interaction across touchscreen boundaries in virtual reality for mobile knowledge workers. *IEEE Transactions on Visualization and Computer Graphics*, 26(12):3490–3502, 2020. doi: [10.1109/TVCG.2020.3023567](https://doi.org/10.1109/TVCG.2020.3023567) 2
- [14] J. W. Borghouts, G. Mark, A. C. Williams, and T. Breideband. Motivated to work or working to stay motivated: A diary and interview study on working from home. *Proc. ACM Hum.-Comput. Interact.*, 6(CSCW2), article no. 396, 26 pages, Nov. 2022. doi: [10.1145/3555121](https://doi.org/10.1145/3555121) 3, 4
- [15] M. Buchanan. Glass before google. <https://www.newyorker.com/tech/annals-of-technology/glass-before-google>, 2013. Accessed: 2024-12-26. 3
- [16] S. Butscher, S. Hubenschmid, J. Müller, J. Fuchs, and H. Reiterer. Clusters, trends, and outliers: How immersive technologies can facilitate the collaborative analysis of multidimensional data. In *Proceedings of the 2018 CHI Conference on Human Factors in Computing Systems*, CHI '18, 12 pages, p. 112. Association for Computing Machinery, New York, NY, USA, 2018. doi: [10.1145/3173574.3173664](https://doi.org/10.1145/3173574.3173664) 2
- [17] E. Chauvergne, M. Hachet, and A. Prouzeau. User onboarding in virtual reality: An investigation of current practices. In *Proceedings of the 2023 CHI Conference on Human Factors in Computing Systems*, CHI '23, article no. 711, 15 pages. Association for Computing Machinery, New York, NY, USA, 2023. doi: [10.1145/3544548.3581211](https://doi.org/10.1145/3544548.3581211) 12
- [18] C. Chen, C. Nguyen, J. Hoffswell, J. Healey, T. Bui, and N. Weibel. Papertoplace: Transforming instruction documents into spatialized and context-aware mixed reality experiences. In *Proceedings of the 36th Annual ACM Symposium on User Interface Software and Technology*, UIST '23, article no. 118, 21 pages. Association for Computing Machinery, New York, NY, USA, 2023. doi: [10.1145/3586183.3606832](https://doi.org/10.1145/3586183.3606832) 1
- [19] Y. Cheng, Y. Yan, X. Yi, Y. Shi, and D. Lindlbauer. Semanticadapt: Optimization-based adaptation of mixed reality layouts leveraging virtual-physical semantic connections. In *The 34th Annual ACM Symposium on User Interface Software and Technology*, UIST '21, 16 pages, p. 282. Association for Computing Machinery, New York, NY, USA, 2021. doi: [10.1145/3472749.3474750](https://doi.org/10.1145/3472749.3474750) 2, 10, 11
- [20] Y. F. Cheng, C. Gebhardt, and C. Holz. Interactionadapt: Interaction-driven workspace adaptation for situated virtual reality environments. In *Proceedings of the 36th Annual ACM Symposium on User Interface Software and Technology*, UIST '23, article no. 109, 14 pages. Association for Computing Machinery, New York, NY, USA, 2023. doi: [10.1145/3586183.3606717](https://doi.org/10.1145/3586183.3606717) 3
- [21] Y. F. Cheng, T. Luong, A. R. Fender, P. Strelcić, and C. Holz. Comfortable user interfaces: Surfaces reduce input error, time, and exertion for tabletop and mid-air user interfaces. In *2022 IEEE International Symposium on Mixed and Augmented Reality (ISMAR)*, pp. 150–159, 2022. doi: [10.1109/ISMAR55827.2022.00029](https://doi.org/10.1109/ISMAR55827.2022.00029) 3
- [22] H. Cho, Y. Yan, K. Todi, M. Parent, M. Smith, T. R. Jonker, H. Benko, and D. Lindlbauer. Minexr: Mining personalized extended reality interfaces. In *Proceedings of the 2024 CHI Conference on Human Factors in Computing Systems*, CHI '24, article no. 609, 17 pages. Association for Computing Machinery, New York, NY, USA, 2024. doi: [10.1145/3613904.3642394](https://doi.org/10.1145/3613904.3642394) 11
- [23] A. Colley and J. Häkkinen. Hedonic design for winter ubimount: illuminated snowboard in-the-wild. In *Proceedings of the 2017 ACM International Joint Conference on Pervasive and Ubiquitous Computing and Proceedings of the 2017 ACM International Symposium on Wearable Computers*, UbiComp '17, 6 pages, p. 1027. Association for Computing Machinery, New York, NY, USA, 2017. doi: [10.1145/3123024.3124442](https://doi.org/10.1145/3123024.3124442) 3
- [24] A. Colley, J. Väyrynen, and J. Häkkinen. Skiing in a blended virtuality: an in-the-wild experiment. In *Proceedings of the 19th International Academic Mindtrek Conference*, AcademicMindTrek '15, 3 pages, p. 89. Association for Computing Machinery, New York, NY, USA, 2015. doi: [10.1145/2818187.2818288](https://doi.org/10.1145/2818187.2818288) 3
- [25] S. Consolvo, F. R. Bentley, E. B. Hekler, and S. S. Phatak. Diary studies and experience sampling. In *Mobile User Research: A Practical Guide*, pp. 71–99. Springer, 2017. 3
- [26] M. Czerwinski, E. Horvitz, and S. Wilhite. A diary study of task switching and interruptions. In *Proceedings of the SIGCHI Conference on Human Factors in Computing Systems*, CHI '04, 8 pages, p. 175. Association for Computing Machinery, New York, NY, USA, 2004. doi: [10.1145/985692.985715](https://doi.org/10.1145/985692.985715) 3
- [27] M. Czerwinski, G. Robertson, B. Meyers, G. Smith, D. Robbins, and D. Tan. Large display research overview. In *CHI '06 Extended Abstracts on Human Factors in Computing Systems*, CHI EA '06, 6 pages, p. 69. Association for Computing Machinery, New York, NY, USA, 2006. doi: [10.1145/1125451.1125471](https://doi.org/10.1145/1125451.1125471) 11
- [28] M. Czerwinski, G. Smith, T. Regan, B. Meyers, G. G. Robertson, and G. K. Starkweather. Toward characterizing the productivity benefits of very large displays. In *Interact*, vol. 3, pp. 9–16, 2003. 2
- [29] S. Davari, F. Lu, and D. A. Bowman. Occlusion management techniques for everyday glanceable ar interfaces. In *2020 IEEE Conference on Virtual Reality and 3D User Interfaces Abstracts and Workshops (VRW)*, pp. 324–330, 2020. doi: [10.1109/VRW50115.2020.00072](https://doi.org/10.1109/VRW50115.2020.00072) 2
- [30] A. Eiberger, P. O. Kristensson, S. Mayr, M. Kranz, and J. Grubert. Effects of depth layer switching between an optical see-through head-mounted display and a body-proximate display. In *Symposium on Spatial User Interaction*, SUI '19, article no. 15, 9 pages. Association for Computing Machinery, New York, NY, USA, 2019. doi: [10.1145/3357251.3357588](https://doi.org/10.1145/3357251.3357588) 2
- [31] A. Endert, L. Bradel, J. Zeitz, C. Andrews, and C. North. Designing large high-resolution display workspaces. In *Proceedings of the International Working Conference on Advanced Visual Interfaces*, AVI '12, 8 pages, p. 58. Association for Computing Machinery, New York, NY, USA, 2012. doi: [10.1145/2254556.2254570](https://doi.org/10.1145/2254556.2254570) 2
- [32] B. Ens, J. D. Hincapié-Ramos, and P. Irani. Ethereal planes: a design framework for 2d information space in 3d mixed reality environments. In *Proceedings of the 2nd ACM Symposium on Spatial User Interaction*, SUI '14, 11 pages, p. 2. Association for Computing Machinery, New York, NY, USA, 2014. doi: [10.1145/2659766.2659769](https://doi.org/10.1145/2659766.2659769) 2
- [33] B. M. Ens, R. Finnegan, and P. P. Irani. The personal cockpit: a spatial interface for effective task switching on head-worn displays. In *Proceedings*

- of the SIGCHI Conference on Human Factors in Computing Systems, CHI '14, 10 pages, p. 3171–3180. Association for Computing Machinery, New York, NY, USA, 2014. doi: 10.1145/2556288.2557058 2, 3, 11
- [34] S. Feiner, B. MacIntyre, M. Haupt, and E. Solomon. Windows on the world: 2d windows for 3d augmented reality. In *Proceedings of the 6th Annual ACM Symposium on User Interface Software and Technology*, UIST '93, 11 pages, p. 145–155. Association for Computing Machinery, New York, NY, USA, 1993. doi: 10.1145/168642.168657 2, 3
- [35] S. K. Feiner. Augmented reality: a new way of seeing. *Scientific American*, 286(4):48–55, 2002. 2
- [36] J. L. Gabbard, D. G. Mehra, and J. E. Swan. Effects of ar display context switching and focal distance switching on human performance. *IEEE Transactions on Visualization and Computer Graphics*, 25(6):2228–2241, 2019. doi: 10.1109/TVCG.2018.2832633 2
- [37] T. Gesslein, V. Biener, P. Gagel, D. Schneider, P. O. Kristensson, E. Ofek, M. Pahud, and J. Grubert. Pen-based interaction with spreadsheets in mobile virtual reality. In *2020 IEEE International Symposium on Mixed and Augmented Reality (ISMAR)*, pp. 361–373, 2020. doi: 10.1109/ISMAR50242.2020.00063 2
- [38] J. Grubert, D. Hamacher, R. Mecke, I. Böckelmann, L. Schega, A. Huckauf, M. Urbina, M. Schenk, F. Doil, and J. Tümler. Extended investigations of user-related issues in mobile industrial ar. In *2010 IEEE International Symposium on Mixed and Augmented Reality*, pp. 229–230, 2010. doi: 10.1109/ISMAR.2010.5643581 3
- [39] J. Grubert, T. Langlotz, S. Zollmann, and H. Regenbrecht. Towards pervasive augmented reality: Context-awareness in augmented reality. *IEEE Transactions on Visualization and Computer Graphics*, 23(6):1706–1724, 2017. doi: 10.1109/TVCG.2016.2543720 2, 3, 11
- [40] J. Grubert, E. Ofek, M. Pahud, and P. O. Kristensson. The office of the future: Virtual, portable, and global. *IEEE Computer Graphics and Applications*, 38(6):125–133, 2018. doi: 10.1109/MCG.2018.2875609 1, 2
- [41] J. Grudin. Partitioning digital worlds: focal and peripheral awareness in multiple monitor use. In *Proceedings of the SIGCHI Conference on Human Factors in Computing Systems*, CHI '01, 8 pages, p. 458–465. Association for Computing Machinery, New York, NY, USA, 2001. doi: 10.1145/365024.365312 2
- [42] J. Guo, D. Weng, Z. Zhang, Y. Liu, and Y. Wang. Evaluation of maslows hierarchy of needs on long-term use of hmds – a case study of office environment. In *2019 IEEE Conference on Virtual Reality and 3D User Interfaces (VR)*, pp. 948–949, 2019. doi: 10.1109/VR.2019.8797972 3
- [43] D. Hammer and L. K. Berland. Confusing claims for data: A critique of common practices for presenting qualitative research on learning. *Journal of the Learning Sciences*, 23(1):37–46, 2014. doi: 10.1080/10508406.2013.802652 4
- [44] E. Han, M. R. Miller, C. DeVeaux, H. Jun, K. L. Nowak, J. T. Hancock, N. Ram, and J. N. Bailenson. People, places, and time: a large-scale, longitudinal study of transformed avatars and environmental context in group interaction in the metaverse. *Journal of Computer-Mediated Communication*, 28(2):zmac031, 01 2023. doi: 10.1093/jcmc/zmac031 3
- [45] J. Hernandez, V. D. Swain, J. Suh, D. McDuff, J. Amores, G. Ramos, K. Rowan, B. Houck, S. Iqbal, and M. Czerwinski. Triple peak day: Work rhythms of software developers in hybrid work. *IEEE Transactions on Software Engineering*, pp. 1–11, 2024. doi: 10.1109/TSE.2024.3504831 11
- [46] Immersed. Immersed. <https://immersed.com/>, 2024. Accessed: 2024-12-24. 2
- [47] T. Jokela, J. Ojala, and T. Olsson. A diary study on combining multiple information devices in everyday activities and tasks. In *Proceedings of the 33rd Annual ACM Conference on Human Factors in Computing Systems*, CHI '15, 10 pages, p. 3903–3912. Association for Computing Machinery, New York, NY, USA, 2015. doi: 10.1145/2702123.2702211 3, 4
- [48] H. Kaur, A. C. Williams, D. McDuff, M. Czerwinski, J. Teevan, and S. T. Iqbal. Optimizing for happiness and productivity: Modeling opportune moments for transitions and breaks at work. In *Proceedings of the 2020 CHI Conference on Human Factors in Computing Systems*, CHI '20, 15 pages, p. 1–15. Association for Computing Machinery, New York, NY, USA, 2020. doi: 10.1145/3313831.3376817 12
- [49] K. Kim, M. Billinghurst, G. Bruder, H. B.-L. Duh, and G. F. Welch. Revisiting trends in augmented reality research: A review of the 2nd decade of ismar (2008–2017). *IEEE Transactions on Visualization and Computer Graphics*, 24(11):2947–2962, 2018. doi: 10.1109/TVCG.2018.2868591 10, 11
- [50] P. Knierim, V. Schwind, A. M. Feit, F. Nieuwenhuizen, and N. Henze. Physical keyboards in virtual reality: Analysis of typing performance and effects of avatar hands. In *Proceedings of the 2018 CHI Conference on Human Factors in Computing Systems*, CHI '18, 9 pages, p. 1–9. Association for Computing Machinery, New York, NY, USA, 2018. doi: 10.1145/3173574.3173919 3
- [51] K. Kohm, S. V. Babu, C. Pagano, and A. Robb. Objects may be farther than they appear: Depth compression diminishes over time with repeated calibration in virtual reality. *IEEE Transactions on Visualization and Computer Graphics*, 28(11):3907–3916, 2022. doi: 10.1109/TVCG.2022.3203112 3
- [52] J. LaViola, B. Williamson, C. Brooks, S. Veazanchin, R. Sottilare, and P. Garrity. Using augmented reality to tutor military tasks in the wild. In *Proceedings of the Interservice/Industry Training Simulation & Education Conference*, Orlando, Florida, 2015. 3
- [53] K.-D. Le, T. Q. Tran, K. Chlasta, K. Krejtz, M. Fjeld, and A. Kunz. Vxslate: Exploring combination of head movements and mobile touch for large virtual display interaction. In *Proceedings of the 2021 ACM Designing Interactive Systems Conference*, DIS '21, 15 pages, p. 283–297. Association for Computing Machinery, New York, NY, USA, 2021. doi: 10.1145/3461778.3462076 2
- [54] H. Lee, S. Je, R. Kim, H. Verma, H. Alavi, and A. Bianchi. Partitioning open-plan workspaces via augmented reality. *Personal and Ubiquitous Computing*, pp. 1–16, 2022. 1, 2
- [55] Lenovo. Thinkreality a3. Website, 2025. 1
- [56] J. Li, L. Woik, and A. Butz. Designing mobile mr workspaces: Effects of reality degree and spatial configuration during passenger productivity in hmds. *Proc. ACM Hum.-Comput. Interact.*, 6(MHCI), article no. 181, 17 pages, Sept. 2022. doi: 10.1145/3546716 2
- [57] D. Lindlbauer, A. M. Feit, and O. Hilliges. Context-aware online adaptation of mixed reality interfaces. In *Proceedings of the 32nd Annual ACM Symposium on User Interface Software and Technology*, UIST '19, 14 pages, p. 147–160. Association for Computing Machinery, New York, NY, USA, 2019. doi: 10.1145/3332165.3347945 11
- [58] L. Lischke, S. Mayer, K. Wolf, N. Henze, H. Reiterer, and A. Schmidt. Screen arrangements and interaction areas for large display work places. In *Proceedings of the 5th ACM International Symposium on Pervasive Displays*, PerDis '16, 7 pages, p. 228–234. Association for Computing Machinery, New York, NY, USA, 2016. doi: 10.1145/2914920.2915027 2, 11
- [59] L. Lisle, K. Davidson, E. J. Gitre, C. North, and D. A. Bowman. Sensemaking strategies with immersive space to think. In *2021 IEEE Virtual Reality and 3D User Interfaces (VR)*, pp. 529–537, 2021. doi: 10.1109/VR50410.2021.00077 2
- [60] F. Lu, S. Davari, L. Lisle, Y. Li, and D. A. Bowman. Glanceable ar: Evaluating information access methods for head-worn augmented reality. In *2020 IEEE Conference on Virtual Reality and 3D User Interfaces (VR)*, pp. 930–939, 2020. doi: 10.1109/VR46266.2020.00113 2
- [61] F. Lu, L. Pavanatto, and D. A. Bowman. In-the-wild experiences with an interactive glanceable ar system for everyday use. In *Proceedings of the 2023 ACM Symposium on Spatial User Interaction*, SUI '23, article no. 11, 9 pages. Association for Computing Machinery, New York, NY, USA, 2023. doi: 10.1145/3607822.3614515 3
- [62] W. Luo, A. Lehmann, H. Widengren, and R. Dachselt. Where should we put it? layout and placement strategies of documents in augmented reality for collaborative sensemaking. In *Proceedings of the 2022 CHI Conference on Human Factors in Computing Systems*, CHI '22, article no. 627, 16 pages. Association for Computing Machinery, New York, NY, USA, 2022. doi: 10.1145/3491102.3501946 1
- [63] M. McGill, A. Kehoe, E. Freeman, and S. Brewster. Expanding the bounds of seated virtual workspaces. *ACM Trans. Comput.-Hum. Interact.*, 27(3), article no. 13, 40 pages, May 2020. doi: 10.1145/3380959 1, 2, 11
- [64] D. Medeiros, M. McGill, A. Ng, R. McDermid, N. Pantidi, J. Williamson, and S. Brewster. From shielding to avoidance: Passenger augmented reality and the layout of virtual displays for productivity in shared transit. *IEEE Transactions on Visualization and Computer Graphics*, 28(11):3640–3650, 2022. doi: 10.1109/TVCG.2022.3203002 2, 3, 11
- [65] Meta. Meta quest 3. Website, 2025. 3
- [66] B. A. Myers, A. J. Ko, T. D. LaToza, and Y. Yoon. Programmers are users too: Human-centered methods for improving programming tools. *Computer*, 49(7):44–52, 2016. doi: 10.1109/MC.2016.200 5
- [67] A. Ng, D. Medeiros, M. McGill, J. Williamson, and S. Brewster. The

- passenger experience of mixed reality virtual display layouts in airplane environments. In *2021 IEEE International Symposium on Mixed and Augmented Reality (ISMAR)*, pp. 265–274, 2021. doi: 10.1109/ISMAR52148.2021.00042 2, 3, 11
- [68] R. Nordahl, N. C. Nilsson, A. Adjorlu, E. Magalhaes, S. Willemsen, N. S. Andersson, J. Wang, and S. Serafin. 12 hours in virtual reality: Two cases of long-term exposure to consumer-grade virtual reality. In *2019 IEEE Conference on Virtual Reality and 3D User Interfaces (VR)*, vol. 2, 2019. 3
- [69] J. O’Hagan and J. R. Williamson. Reality aware vr headsets. In *Proceedings of the 9TH ACM International Symposium on Pervasive Displays, PerDis ’20*, 9 pages, p. 9. Association for Computing Machinery, New York, NY, USA, 2020. doi: 10.1145/3393712.3395334 2
- [70] L. Pavanatto, V. Biener, J. Chandran, S. Kalamkar, F. Lu, J. J. Dudley, J. Hu, G. N. Ramirez-Saffy, P. O. Kristensson, A. Giovannelli, L. Schlueter, J. Müller, J. Grubert, and D. A. Bowman. Working in extended reality in the wild: Worker and bystander experiences of xr virtual displays in real-world settings, 2024. 1, 2, 3, 11
- [71] L. Pavanatto, S. Davari, C. Badea, R. Stoakley, and D. A. Bowman. Virtual monitors vs. physical monitors: An empirical comparison for productivity work. *Frontiers in Virtual Reality*, 4, 2023. doi: 10.3389/frvir.2023.1215820 2
- [72] L. Pavanatto, F. Lu, C. North, and D. A. Bowman. Multiple monitors or single canvas? evaluating window management and layout strategies on virtual displays. *IEEE Transactions on Visualization and Computer Graphics*, pp. 1–15, 2024. doi: 10.1109/TVCG.2024.3368930 2, 3, 12
- [73] L. Pavanatto, C. North, D. A. Bowman, C. Badea, and R. Stoakley. Do we still need physical monitors? an evaluation of the usability of ar virtual monitors for productivity work. In *2021 IEEE Virtual Reality and 3D User Interfaces (VR)*, pp. 759–767, 2021. doi: 10.1109/VR50410.2021.00103 2, 11
- [74] T. Pejisa, J. Kantor, H. Benko, E. Ofek, and A. Wilson. Room2room: Enabling life-size telepresence in a projected augmented reality environment. In *Proceedings of the 19th ACM Conference on Computer-Supported Cooperative Work & Social Computing, CSCW ’16*, 10 pages, p. 1716. Association for Computing Machinery, New York, NY, USA, 2016. doi: 10.1145/2818048.2819965 2
- [75] G. B. Petersen, A. Mottelson, and G. Makransky. Pedagogical agents in educational vr: An in the wild study. In *Proceedings of the 2021 CHI Conference on Human Factors in Computing Systems, CHI ’21*, article no. 482, 12 pages. Association for Computing Machinery, New York, NY, USA, 2021. doi: 10.1145/3411764.3445760 3
- [76] L. Punchoojit and N. Hongwarittorn. Usability studies on mobile user interface design patterns: A systematic literature review. *Advances in Human-Computer Interaction*, 2017(1):6787504, 2017. doi: 10.1155/2017/6787504 12
- [77] R. Raskar, G. Welch, M. Cutts, A. Lake, L. Stesin, and H. Fuchs. The office of the future: a unified approach to image-based modeling and spatially immersive displays. In *Proceedings of the 25th Annual Conference on Computer Graphics and Interactive Techniques, SIGGRAPH ’98*, 10 pages, p. 179. Association for Computing Machinery, New York, NY, USA, 1998. doi: 10.1145/280814.280861 2
- [78] Y. Rogers. Interaction design gone wild: striving for wild theory. *Interactions*, 18(4):58. 5 pages, July 2011. doi: 10.1145/1978822.1978834 3
- [79] A. Ruvimova, J. Kim, T. Fritz, M. Hancock, and D. C. Shepherd. "transport me away": Fostering flow in open offices through virtual reality. In *Proceedings of the 2020 CHI Conference on Human Factors in Computing Systems, CHI ’20*, 14 pages, p. 1. Association for Computing Machinery, New York, NY, USA, 2020. doi: 10.1145/3313831.3376724 2, 11
- [80] T. Schmelter, L. Kruse, S. Karaosmanoglu, S. Rings, F. Steinicke, and K. Hildebrand. Towards more inclusive and accessible virtual reality: Conducting large-scale studies in the wild. In *Extended Abstracts of the 2023 CHI Conference on Human Factors in Computing Systems, CHI EA ’23*, article no. 476, 5 pages. Association for Computing Machinery, New York, NY, USA, 2023. doi: 10.1145/3544549.3583888 3
- [81] D. Schneider, A. Otte, T. Gesslein, P. Gagel, B. Kuth, M. S. Damlakhi, O. Dietz, E. Ofek, M. Pahud, P. O. Kristensson, J. Müller, and J. Grubert. Reconfiguration: Reconfiguring physical keyboards in virtual reality. *IEEE Transactions on Visualization and Computer Graphics*, 25(11):3190–3201, 2019. doi: 10.1109/TVCG.2019.2932239 2, 11
- [82] R. Shen, D. Weng, S. Chen, J. Guo, and H. Fang. Mental fatigue of long-term office tasks in virtual environment. In *2019 IEEE International Symposium on Mixed and Augmented Reality Adjunct (ISMAR-Adjunct)*, pp. 124–127, 2019. doi: 10.1109/ISMAR-Adjunct.2019.00-65 3
- [83] Sightful. Adjusting the canvas. <https://help.sightful.com/en/articles/9116341-adjusting-the-canvas>, 2024. Accessed: 2024-12-24. 3
- [84] Sightful. Intro to spacetop os. <https://help.sightful.com/en/articles/8717791-intro-to-spacetop-os>, 2024. Accessed: 2024-12-24. 3
- [85] Sightful. Spacetop technical specification. <https://help.sightful.com/en/articles/8723643-spacetop-technical-specification>, 2024. Accessed: 2024-12-24. 2, 3
- [86] Sightful. Spacetop: The ar software engine for the ai pc. <https://www.sightful.com/>, 2024. Accessed: 2024-12-24. 2
- [87] Sightful. The spatial canvas. <https://help.sightful.com/en/articles/8717930-the-spatial-canvas>, 2024. Accessed: 2024-12-24. 3
- [88] F. Steinicke and G. Bruder. A self-experimentation report about long-term use of fully-immersive technology. In *Proceedings of the 2nd ACM Symposium on Spatial User Interaction, SUI ’14*, 4 pages, p. 66. Association for Computing Machinery, New York, NY, USA, 2014. doi: 10.1145/2659766.2659767 3
- [89] T. Stevens. Wearable-technology pioneer thad sterner on how google glass could augment our realities and memories. <https://www.engadget.com/2013-05-22-thad-sterner-on-google-glass.html/>, 2013. Accessed: 2024-12-26. 3
- [90] R. E. Su and B. P. Bailey. Put them where? towards guidelines for positioning large displays in interactive workspaces. In M. F. Costabile and F. Paternò, eds., *Human-Computer Interaction - INTERACT 2005*, pp. 337–349. Springer Berlin Heidelberg, Berlin, Heidelberg, 2005. 2
- [91] Y. Tao and P. Lopes. Integrating real-world distractions into virtual reality. In *Proceedings of the 35th Annual ACM Symposium on User Interface Software and Technology, UIST ’22*, article no. 5, 16 pages. Association for Computing Machinery, New York, NY, USA, 2022. doi: 10.1145/3526113.3545682 2
- [92] K. D. Thoondee and A. Oikonomou. Using virtual reality to reduce stress at work. In *2017 Computing Conference*, pp. 492–499, 2017. doi: 10.1109/SAI.2017.8252142 2
- [93] Varjo. Varjo workspace. <https://varjo.com/use-center/get-to-know-your-headset/varjo-workspace/>, 2024. Accessed: 2024-12-24. 2
- [94] vSpatial. vspatial remote desktop and collaboration solutions. <https://www.vspatial.com/>, 2024. Accessed: 2024-12-24. 2
- [95] Y. Yuan, N. Riche, N. Marquardt, M. J. Nicholas, T. Seyed, H. Romat, B. Lee, M. Pahud, J. Goldstein, R. Vishkaie, C. Holz, and K. Hinckley. Understanding multi-device usage patterns: Physical device configurations and fragmented workflows. In *Proceedings of the 2022 CHI Conference on Human Factors in Computing Systems, CHI ’22*, article no. 64, 22 pages. Association for Computing Machinery, New York, NY, USA, 2022. doi: 10.1145/3491102.3517702 4
- [96] Q. Zhou, G. Fitzmaurice, and F. Anderson. In-depth mouse: Integrating desktop mouse into virtual reality. In *Proceedings of the 2022 CHI Conference on Human Factors in Computing Systems, CHI ’22*, article no. 354, 17 pages. Association for Computing Machinery, New York, NY, USA, 2022. doi: 10.1145/3491102.3501884 3

SUPPLEMENTARY MATERIAL

Augmented Reality In-the-Wild: Usage Patterns and Experiences of Working with AR Laptops in Real-World Settings

A1 BACKGROUND QUESTIONNAIRE

Our background questionnaire included the following items.

- Q1 How old are you?
- Q2 How would you describe your gender?
- Q3 What is your current job title?
- Q4 What is the highest level of education you have completed?
- Q5 Please describe the devices you currently own, as we show below:
Device Number - Type of Device - Device Brand - What you use the device for (multiple uses OK) - Approximate usage frequency
For example:
- 1 Phone - Google Pixel 4 - For personal usage - Every day for about 2 hours
 - 2 Phone - Apple iPhone 11 - For work usage - Every day for about 2 hours
 - 3 Tablet - Microsoft Surface Pro 6 - My main work device - Every day for about 5-6 hours
 - 4 Tablet - Kindle Fire - Tablet for kids - Infrequently, only to troubleshoot for the children
 - 5 Smart Watch - Apple Watch - Exercise tracking, answering phone calls - Almost always on me, though checking infrequently
- Q8 On a scale of 1 to 7, rate your previous experience with Augmented Reality (e.g., Microsoft HoloLens, Google Glass)
- Q9 Describe your previous experience with Augmented Reality.
- Q10 On a scale of 1 to 7, rate your previous experience with Virtual Reality (e.g., Oculus Quest, Valve Index)
- Q11 Describe your previous experience with Virtual Reality.
- Q12 Do you have any known visual impairments? If so, please indicate the type of visual impairment (e.g., color blindness).
- Q13 Do you wear contact lenses?
- Q14 Do you wear glasses?

A2 ONBOARDING PROTOCOL

<0 Introduction> (20 minutes)

- (1) Hello, my name is []. I am a researcher at the [] lab.
- (2) This study is part of a project aimed at understanding how people use AR for productive work. The primary objective of this study is to gather feedback on your experiences with an AR device in your everyday work environments.
- (3) For the study, upon obtaining your consent to participate, we will first ask you to complete a demographics survey, which includes questions about your background, device usage habits, and experiences with AR and VR.
- (4) We will then introduce you to the AR device.
- (5) Afterwards, we will ask you to use the device for at least 10 sessions over the upcoming two weeks, one session per day, with each session lasting at least 30 minutes.
- (6) Following each session, we request that you document your experience in a diary survey. Note that in total, this amounts to around a 40-45 minute commitment per day.
- (7) Finally, you will be asked to participate in a 30-45 minute semi-structured interview to reflect on your overall experience.

- (8) Please note that your participation in this study is entirely voluntary, and you can interrupt your involvement at any time without the need for justification.
- (9) In the course of the study, we will collect your survey responses, as well as some photographs of your virtual workspace and environment. Towards the conclusion of the study, we will also record our interview with you.
- (10) These interview recordings will be transcribed and, together with the survey data, will be analyzed by our research team. Our plan is to publish our findings cumulatively and anonymously.
- (11) Do you have any questions at this point?
 - (a) Answer questions.
 - (b) Administer consent form.
 - (c) Administer background questionnaire.

<1 Device Setup and Instructions> (30 minutes)

- (1) For our study, you will be using the Sightful Spacetop EA device. Before I go into the detailed study tasks, let me introduce the device.
- (2) The Spacetop device is effectively a laptop without a screen. Instead of a screen, its virtual contents are displayed via a pair of augmented reality glasses.
 - (a) Demonstrate powering on and off the device.
 - (b) Demonstrate basic system functions, such as connecting to networks, adjusting display brightness, changing device settings, capturing screenshots, and accessing applications through the dock.
 - (c) Demonstrate interactions for window management, including opening, closing, positioning, centering, and resizing of windows.
- (3) Participants were allotted supervised time to familiarize themselves with the device, receiving assistance from the experimenter as needed. The study proceeded to the next stage only after participants confirmed their readiness.

<2 Study Tasks Explanation> (10 minutes)

- (1) Now, let us go into the study tasks in more detail.
- (2) Over the next two weeks, please use the device at least once a day for a minimum of 30 minutes, for a total of 10 days. If you miss more than two days in a row, we will, unfortunately, have to discontinue the study.
- (3) You are encouraged to complete additional sessions beyond the minimum. We will pay you \$15 for each extra session.
- (4) Feel free to use the device at any time or place and for whatever task you choose.
- (5) After each session, we would like you to complete a diary survey, reflecting on your usage experience. You will receive a link to the survey via email shortly after the onboarding session. We have also written them on the device for your convenience. Please try to complete the survey immediately after using the device, or as soon as possible afterward.
- (6) Do you have any questions at this point?
 - (a) Answer questions.
- (7) Lastly, if you have any questions or trouble with the device at any point, contact us immediately.

A3 DIARY SURVEY

Our diary survey included the following items.

- Q1 What was the approximate start time of your session?
- Q2 What was the approximate end time of your session?
- Q3 What specific tasks did you engage in the AR Laptop? In a bulleted list, describe the tasks you have undertaken.
For example:
- Read and annotated an assigned text on a PDF reader
 - Searched for the definition words using a web browser
- Q4 What other tasks or activities did you engage in outside of the AR Laptop (e.g., in real life, on other devices)? In a bulleted list, describe the tasks or activities you have undertaken.
For example:
- Responded to notifications on my mobile device
 - Briefly conversed with a colleague seated across from me
 - Hand-wrote notes while reading news articles
- Q5 Where did you complete this session (i.e., location)?
- Q6 What were the physical surroundings in the location during your session? In bullet points, describe the physical surroundings and items in the location where you completed the session.
For example:
- Spacious, open atrium with high ceilings
 - On a shared working desk, with people chatting across
 - Occasional sounds of coffee machine
- Q7 How did you construct your virtual workspace on the AR laptop? In 2-3 sentences, describe what applications you used and how they were arranged in space.
- Q8 If you changed your virtual workspace during the session, what adjustments did you make? In 2-3 sentences, describe any modifications you made to your virtual environment, and explain your reasons for these changes. Examples of modifications might include adjustments to window size, changes in window layout, opening and closing applications, and modifying the depth of virtual elements, among others.
- Q9 Describe the factors that influenced how you constructed your virtual workspace (e.g., task, physical surroundings)? In bullet points, describe the factors that influenced how you constructed your virtual workspace. Provide detailed examples for how each factor influenced the workspace design.
- Q10 What aspects of the virtual workspace did you like in this session? Describe the aspects you liked in a bulleted list. Some directions to think about include but are not limited to the device's influence on your productivity and comfort.
- Q11 What aspects of the virtual workspace did you dislike in this session? Describe the aspects you disliked in a bulleted list. Some directions to think about include but are not limited to the device's influence on your productivity and comfort.
- Q13 If possible, can you upload a screenshot of your virtual workspace?
- Q14 If possible, can you upload a photograph of your current physical environment?

A4 INTERVIEW PROTOCOL

<0 Introduction> (3 minutes)

- (1) Hello. Thanks for completing the usage sessions and agreeing to partake in this final interview.

- (2) In this interview, I will ask you to reflect on your experiences using the AR device. I would like to explore the tasks you performed, how you set up your virtual workspace, and any external factors that influenced your use of the device. Additionally, I will ask questions about how you integrated the AR device with other physical devices and tasks, as well as your overall perceptions of the device.
- (3) The interview will be recorded so that we can analyze it later. May I have your permission to begin recording?

<1 Tasks> (7 minutes)

- (1) What tasks did you perform with the AR device, and how did your usage change over the 10 sessions?
- (2) Which tasks were notably well-suited or ill-suited for AR, and why? Were there tasks you intended to do but were restricted by the device?
- (3) How did the experience of using the AR device for these tasks compare to regular screen-based computers?

<2 Workspace Arrangement> (10 minutes)

- (1) How did you customize your virtual workspace, including changes across sessions? How did task nature and physical surroundings influence your setup?
- (2) How did your workspace change within sessions and did this differ across time?
- (3) How did your workspace arrangement affect your productivity and comfort? Were there limitations in customization due to the device?

<3 Integration with Physical Tasks> (5 minutes)

- (1) Did you engage in non-AR activities while working in AR? Describe how you transitioned between them.
- (2) Did you engage with other devices while working in AR? Describe how you transitioned between them.
- (3) Can you envision a seamless integration of AR workspaces with daily activities and other devices?

<4 Perceptions> (10 minutes)

- (1) What were the most beneficial aspects of the AR workspace, and how did they impact your activities? Conversely, what limitations or disadvantages affected your experience?
- (2) Did your perception of the device's advantages or disadvantages change over time?
- (3) What improvements or features would enhance your AR experience? Based on your experience, how do you see the future of AR in daily tasks?