

# Scoring Verifiers: Evaluating Synthetic Verification in Code and Reasoning

Aleksander Ficek, Somshubra Majumdar, Vahid Noroozi, Boris Ginsburg

NVIDIA

Santa Clara, CA 15213, USA

{aficek, smajumdar, vnoroozi, bginsburg}@nvidia.com

## Abstract

Code verification has recently found great success as a critical component in training large scale reasoning models for coding. Synthetic techniques such as self-generated test cases and reward models provide a way to enhance code capabilities beyond predefined tests. Building on these advancements, we propose new benchmarks designed to systematically evaluate the impact of synthetic verification methods on assessing solution correctness. We introduce HE-R, HE-R+, MBPP-R, and MBPP-R+, which transform existing coding benchmarks into scoring and ranking datasets to evaluate the effectiveness of synthetic verifiers. Using these benchmarks, we analyze synthetic verification methods in standard, reasoning-based, and reward-based LLMs. Our results show that recent reasoning models significantly improve test case generation and that scaling test cases enhances verification accuracy.

## 1 Introduction

Large Language Models (LLMs) have demonstrated remarkable capabilities across various domains, particularly in code generation. Their advancements extend to solving algorithmic challenges in competitive programming, real-world software engineering tasks, and enhancing automated code testing. Recently, reasoning models such as DeepSeek-R1 (DeepSeek-AI, 2025) have found substantial improvements in code generation by leveraging large-scale reinforcement learning and rule-based reward systems. In the context of coding capabilities, the authors highlight that “for LeetCode problems, a compiler can be used to generate feedback based on predefined test cases”, highlighting the importance of code verification.

Although effective, this approach faces a clear bottleneck due to the limited number of problems with predefined test cases. To address this constraint, many prior works have explored syntheti-

cally generated test cases and unit tests to automatically verify code quality and coverage (Schäfer et al., 2024; Chen et al., 2022). Additionally, other works employ coding reward models to improve results on coding benchmarks (Zeng et al., 2025; Ma et al., 2025). In this paper, we collectively refer to these approaches as synthetic verifiers.

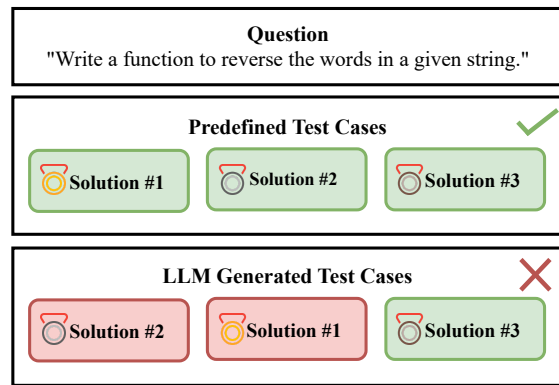


Figure 1: The figure illustrates how predefined test cases rank different solutions and how synthetic verifier rankings are compared during evaluation.

There are numerous benchmarks that assess various aspects of software engineering capabilities. Datasets such as HumanEval (HE) (Chen et al., 2021), Mostly Basic Programming Problems (MBPP) (Austin et al., 2021), and CodeContests (Li et al., 2022) are commonly used to evaluate algorithmic and competitive programming skills. Other benchmarks, including TESTEVAL (Wang et al., 2025), TestGenEval (Jain et al., 2024a), and SWT-Bench (Mündler et al., 2025), focus on assessing an LLM’s ability to generate test cases for a given solution or feature. While these datasets are highly useful, they do not evaluate whether synthetic verification methods can effectively select better code solutions, a task we exemplify in Figure 1. In particular, rating test case generation suites by how well they rank solutions remains

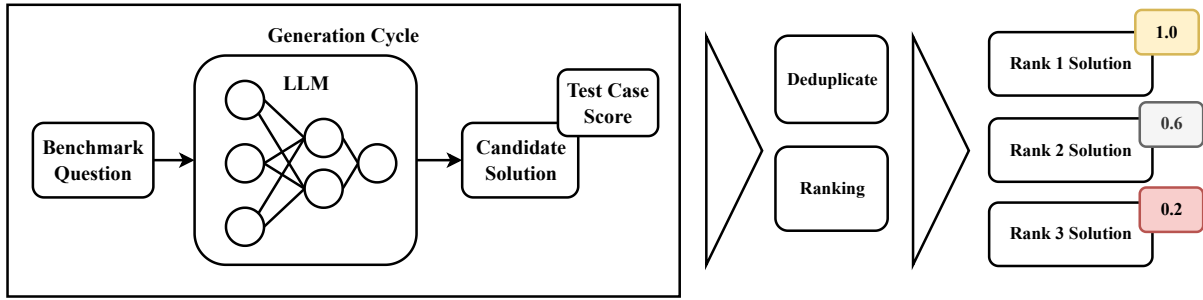


Figure 2: Diagram of the process for turning a coding dataset into a code scoring and ranking benchmark.

largely unexplored. Reward model benchmarks, such as RewardBench (Lambert et al., 2024), provide rankings of solutions, but these rankings are limited to preference pairs, and there are few established benchmarks in this area. More details about past works can be found in Section 6.

In this paper, we introduce the ranking and scoring benchmarks HE-R, HE-R+, MBPP-R and MBPP-R+ that assess how well synthetic verification methods approximate solution correctness and their ability to identify the best solution for a given problem. We describe the recipe that we used to create these benchmarks which can transform any coding benchmark with test cases into a code scoring and ranking benchmark. We then demonstrate the benefit of these benchmarks by making quantitative observations about the ability for LLM’s to generate test cases, the advantage of reasoning models in this domain and the comparison of different synthetic verification methods like test case generation and reward models. To our knowledge, we are the first work to study test case generation in reasoning models in depth. We will release our new benchmarks and open-source our code promptly.

In summary, we make the following contributions in our work:

1. We provide a recipe to transform any coding benchmark with predefined test cases into a code scoring and ranking benchmark.
2. We certify our recipe by creating code scoring and ranking versions of HumanEval and MBPP datasets: HE-R, HE-R+, MBPP-R, MBPP-R+.
3. We use our benchmark to evaluate synthetic verification methods such as test case generation in standard, reward and reasoning LLM’s.

## 2 Approach

We outline the process used to transform HE, HE+, MBPP, and MBPP+ into scoring and ranking benchmarks as pictured in Figure 2. This enables us to evaluate how well synthetic verifiers can score and rank solutions. We describe how datasets are processed to generate multiple potential solutions, followed by scoring using predefined test cases, and conclude with filtering and ranking stages.

### 2.1 Benchmark Preprocessing

We build upon EvalPlus (Liu et al., 2023), using its extended versions of HumanEval and MBPP as the foundation for our scoring and ranking benchmarks. We reconstruct the evaluation framework so that we can determine which test cases fail for each problem as solutions are currently labelled only as pass/fail. We then generate dataset versions that include the expected standard output for each test case, allowing them to be easily formatted as assertion statements. To ensure the accuracy of our approach, we validate that all correct solutions pass all test cases and that a sample dataset with varying correctness achieves similar scores to those provided by EvalPlus.

### 2.2 Producing Solutions

We generate potential solutions by iterating over each dataset entry and using GPT-4o (2024-11-20) (OpenAI, 2024a) to produce a response. For each test case, we compare the model’s output to the ground truth, computing the pass rate as our test case score and average execution time. This generation cycle is repeated across multiple prompts, sampling hyperparameters, and seeds. To further diversify the quality of solutions, we explicitly prompt the model to generate partially incorrect solutions, encouraging it to explore varying degrees of correctness. Sample prompts for this can be found in

Figure 9. After multiple cycles, we aggregate all generated solutions for each problem, building a diverse population of outputs.

### 2.3 Filtering and Ranking

For each problem, we deduplicate solutions that achieve the same fraction of test cases passed (test case score) and tie-break using the lower average execution time. For the case where multiple solutions pass all test cases we automatically select the ground truth answer from the dataset. We also filter out solutions that fail completely due to non-assertion errors. This ensures we exclude solutions that may be almost correct but achieve a score of zero due to syntax errors or other trivial issues. Finally, we apply a simple algorithm to select the  $k$  solutions that are most evenly distributed in terms of the fraction of test cases passed. Formally, let

$$S = \{s_1, s_2, \dots, s_n\},$$

denote the set of deduplicated solutions, sorted in descending order such that  $s_1 \geq s_2 \geq \dots \geq s_n$ , where  $s_i$  represents the fraction of test cases passed by solution  $i$ . We assume that  $s_1 = M = 1.0$  and define the minimum score  $m$  as

$$m = \begin{cases} \min\{s \in S : 0 < s < 0.1\} & \text{if such } s \text{ exists} \\ s_n & \text{otherwise} \end{cases}$$

To account for cases when  $k$  exceeds  $n$ , we define the effective selection count as:

$$k' = \min\{n, k\}.$$

For  $i = 1, 2, \dots, k' - 1$ , we compute target scores:

$$T_i = 1 - \frac{i}{k'}(1 - m).$$

For each  $T_i$ , we select the solution not yet chosen that minimizes the absolute difference to  $T_i$ :

$$s_i^* = \operatorname{argmin}_{s \in S \setminus \{s_1^*, \dots, s_{i-1}^*\}} |s - T_i|.$$

Finally, we include the solution corresponding to  $m$  as  $s_{k'}^*$ , yielding the selected set:

$$S^* = \{s_1^*, s_2^*, \dots, s_{k'}^*\}.$$

For our transformed benchmarks, we set  $k = 5$  to ensure that HE-R+ and MBPP-R+ contain at least five uniquely scored solutions per problem. When  $m = 0.0$ , for example, our selection algorithm chooses solutions that best approximate the

quantiles (0.0, 0.25, 0.5, 0.75, 1.0). We continue generating solutions as described in Subsection 2.2 and apply filtering stages until we achieve the desired number of uniquely scored solutions per problem. Any problems that do not reach the target  $k$  may either be discarded or supplemented with manually created solutions. For HE-R+ and MBPP-R+, we manually annotate 10 and 15 solutions respectively, as the sizes of the datasets is already limited.

## 3 Benchmark Analysis

### 3.1 Initial benchmarks

The extended versions of HumanEval and MBPP include significantly more test cases, making the fraction of test cases passed a more reliable proxy for overall solution correctness. Table 1 shows dataset size, average number of test cases per problem and average score of selected solutions. We also apply our process to transform the original HE and MBPP datasets to demonstrate the lower limit of number of test cases necessary to valuable scoring and ranking benchmark. In cases where the benchmark has a limited number of predefined test cases but an accurate ground-truth solution, we recommend readers to follow previous methods to generate additional ground truth test cases (Liu et al., 2023).

	HE-R	HE-R+	MBPP-R	MBPP-R+
Number of problems	164	164	974	378
Average number of test cases	9.6	764.1	3.0	108.5
Number of synthetic solutions	742	820	3249	820
Average synthetic solution score	0.52	0.50	0.50	0.49

Table 1: Original and transformed benchmark metrics.

### 3.2 Transformed benchmarks

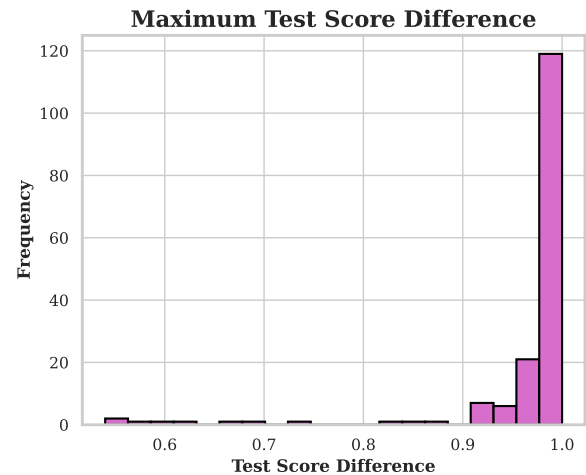


Figure 3: HE-R+ test case score differences.

For the extended versions, HE-R+ and MBPP-R+, we ensure that each problem has five uniquely scored solutions. Additionally, all solutions exhibit a minimum score difference of 0.5 between the highest and lowest scoring solution, with the majority having a difference between 0.9 and 1.0 as seen in Figure 3.

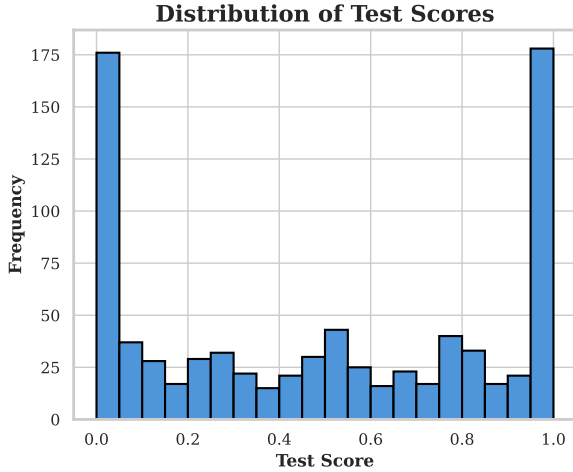


Figure 4: HE-R+ test case score distribution.

Figure 4 presents the distribution of the fraction of tests passed for all solutions in the transformed benchmarks. The histograms reveal a bimodal distribution, which aligns with expectations, as the ground truth solution is always included, and there is commonly a solution that fails most tests. The remaining scores conform to the typical target quantiles (0.0, 0.25, 0.5, 0.75, 1.0). Figure 13 presents the equivalent visualizations for MBPP-R+ which demonstrate similar phenomenon.

The base versions of HumanEval (HE-R) and MBPP (MBPP-R) are less constrained besides following the deduplication process in Subsection 2.3. The respective histograms of number of solutions, fraction of tests passed and test score differences can be found in Appendix B. The general patterns are similar HE-R+ and MBPP-R+ except there are less candidate solutions due to the limited number of test cases provided to differentiate their quality. MBPP-R in particular shows how the lack of test cases limits the number of unique test case scores.

## 4 Experiment Setup

After creating our benchmarks HE-R, HE-R+, MBPP-R and MBPP-R+, we use them to explore and compare the synthetic verification methods of test case generation and coding in reward models.

### 4.1 Test Case Generation

For test case generation, we select a well-suited prompt, an appropriate number of test cases and temperature of 1.0 by evaluating on our benchmarks. The final prompt is detailed in Figure 15, and we use 10 self-generated test cases for our primary results as we feel this provides a reasonable coverage of edge cases and limits context size for the large number of experiments we execute. In our prompt, we provide two examples in HumanEval format and ensure the model wraps each test case in `<assertion></assertion>` tags. We include additional rules that we found decrease the number of non-assertion errors produced by the generated tests. We then execute each test case and provided solution individually with a timeout of 3 seconds and compute the test case score. We then evaluate several Llama (AI, 2024), Qwen (Qwen et al., 2025; Hui et al., 2024), OpenAI (OpenAI, 2024a,b) and DeepSeek (DeepSeek-AI, 2025) models.

### 4.2 Code Reward Models

For evaluating reward models we found applying a brief preamble amplifies results located in Figure 16. We compute the reward score for each solution and normalize using the highest and lowest score for each problem. We evaluate Accocoder 7B and 32B (Zeng et al., 2025), Llama-3.1-Nemotron-70B-Reward (Wang et al., 2024) and Nemotron-4 340B (Nvidia, 2024) reward models. For Nemotron-4-340B (Nvidia, 2024) we use only the correctness field for the reward score as this achieves the best results.

### 4.3 Metrics

To assess the model’s ability to quantify solution correctness, we compute several key metrics:

- *Top-1 Accuracy*: Determines if the model correctly ranks the best solution first.
- *Bottom-1 Accuracy*: Determines if the model correctly ranks the worst solution last.
- *Spearman’s  $\rho$  Coefficient*: Evaluates the strength and direction of association between expected and actual rankings.
- *Kendall’s  $\tau$  Coefficient*: Measures the correlation between expected and actual rankings
- *Mean Absolute Error (MAE)*: Quantifies the absolute error between the expected and actual fraction of test cases passed.

All ranking-based metrics are averaged across all samples within each benchmark. If test case scores result in ties, we compute the fraction of correctly ranked top solutions relative to the number of tied entries for Top-1 and Bottom-1 evaluations. For Spearman’s  $\rho$  Coefficient and Kendall’s  $\tau$  Coefficient we assign tied ranks their average position.

## 5 Results

### 5.1 Test Case Generation Ranking Results

Table 2 presents our main results on HE-R+ and MBPP-R+ with 17 standard, reward, and reasoning-based LLMs while Table 3 presents the equivalent results on HE-R and MBPP-R. We find that the performance of self-generated test cases on our benchmarks generally correlates with the generating model’s performance on the original HumanEval and MBPP. Top performing regular models on HumanEval and MBPP such as Qwen2.5-Coder-32B-Instruct and Qwen2.5-72B-Instruct also perform best on HE-R+ and MBPP-R+.




Figure 5: Distribution of test case execution produced by DeepSeek-R1-Distill-Qwen-32B on MBPP-R+.

Figure 5 shows an example breakdown of the total number of test cases that are passed, failed and fail due to non-assertion error DeepSeek-R1-Distill-Qwen-32B on MBPP-R+. Figure 6 similarly shows the distribution of test case scores produced by the model which tracks the ground truth test scores when producing the benchmark in Figure 13.

Generally, the results on HE-R and MBPP-R in Table 3 mirror those in the extended scoring and ranking datasets seen in Table 2. Qwen2.5-Coder-32B-Instruct performs best on HE-R similar

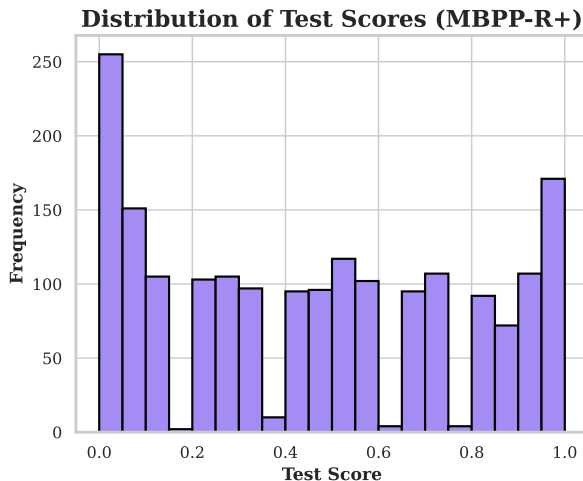


Figure 6: Distribution of test scores produced by DeepSeek-R1-Distill-Qwen-32B on MBPP-R+.

to its dominance on HE-R+ among standard models. Similarly, AceCodeRM-32B and Nemotron-4-340B-Reward are the two best reward models on HE-R. Results on MBPP-R still resemble those on MBPP-R+ except with slightly more deviation which is to be expected as there are less predefined test cases and resultantly less candidate solutions.

Our findings highlight the effectiveness of test case generation once a model surpasses a certain capability threshold. Achieving 79.1% and 71.4% accuracy in differentiating the best solution with only 10 test cases is a significant challenge, requiring deep problem understanding and the ability to construct a minimal yet highly effective test suite that exposes subtle errors. Bottom-1, Spearman’s  $\rho$  Coefficient and Kendall’s  $\tau$  Coefficient values demonstrate the model test cases also label imperfect solutions similar to the ground truth scoring. Models with at least 32B parameters demonstrate these capabilities, accurately selecting the best Top-1 and Bottom-1 solutions. However, this is not their upper limit, we show in the following Subsection 5.2 that increasing the count of test cases improves performance further. Notably, these models have not been explicitly trained for test case generation yet still perform well, demonstrating significant potential for refining LLMs in this task.

### 5.2 Number of Test Cases Study

Figure 7 shows how 10 tests cases demonstrate reasonable effectiveness of the model but scaling the test cases allows the model to better cover all of the possible cases in the problem. We see that the reasoning capabilities of DeepSeek-R1 allow the



	HE-R+					MBPP-R+				
	Top-1	Bottom-1	Spearman	Kendall	MAE	Top-1	Bottom-1	Spearman	Kendall	MAE
<b>Standard Models</b>										
Meta-Llama-3.1-8B-Instruct	55.9	60.4	0.58	0.51	0.28	48.5	51.1	0.45	0.39	0.31
Meta-Llama-3.1-70B-Instruct	66.8	71.2	0.67	0.61	0.24	61.0	67.3	0.63	0.55	0.25
Meta-Llama-3.3-70B-Instruct	73.8	79.7	0.77	0.70	0.22	67.7	68.7	0.67	0.61	0.24
Qwen2.5-7B-Instruct	71.9	73.2	0.76	0.69	0.23	58.8	68.2	0.64	0.58	0.25
Qwen2.5-32B-Instruct	74.9	77.5	0.79	0.72	0.22	68.8	<b>75.0</b>	0.72	0.65	0.23
Qwen2.5-72B-Instruct	78.3	76.6	0.80	0.73	<b>0.21</b>	<b>71.4</b>	<b>75.0</b>	<b>0.73</b>	<b>0.67</b>	<b>0.22</b>
Qwen2.5-Coder-7B-Instruct	71.2	73.8	0.75	0.68	0.23	60.1	68.3	0.63	0.56	0.26
Qwen2.5-Coder-32B-Instruct	<b>79.1</b>	<b>80.7</b>	<b>0.83</b>	<b>0.77</b>	<b>0.21</b>	68.5	73.9	0.72	0.65	0.23
GPT-4o (2024-11-20)	76.8	76.4	0.81	0.74	0.21	70.8	71.9	0.71	0.64	<b>0.22</b>
<b>Reward Models</b>										
AceCodeRM-7B	68.3	<b>62.8</b>	0.65	0.55	<b>0.23</b>	70.9	40.5	0.52	0.43	0.27
AceCodeRM-32B	<b>77.4</b>	53.5	<b>0.68</b>	<b>0.58</b>	<b>0.23</b>	74.9	39.2	0.57	0.48	0.26
Llama-3.1-Nemotron-70B-Reward	60.4	53.7	0.61	0.52	0.24	69.6	39.4	0.53	0.45	0.27
Nemotron-4-340B-Reward	76.2	59.2	0.67	0.57	<b>0.23</b>	<b>75.1</b>	<b>46.0</b>	<b>0.59</b>	<b>0.50</b>	<b>0.25</b>
<b>Reasoning Models</b>										
DeepSeek-R1-Distill-Qwen-32B	78.2	74.1	0.78	0.71	0.22	70.1	68.5	0.65	0.58	0.24
DeepSeek-R1	83.8	81.4	<b>0.85</b>	<b>0.79</b>	0.20	77.5	75.7	0.74	0.67	0.21
o1-mini (2024-09-12)	82.5	79.7	0.83	0.76	0.20	74.5	73.5	0.72	0.65	0.21
o3-mini (2025-01-31)	<b>88.2</b>	<b>84.0</b>	<b>0.85</b>	0.78	<b>0.18</b>	<b>79.9</b>	<b>80.1</b>	<b>0.78</b>	<b>0.71</b>	<b>0.20</b>

Table 2: All model results on HE-R+ and MBPP-R+.

model to scale the number of test cases effectively achieving a HE-R+ Top-1 of 91.6% while plateauing on MBPP-R+. Qwen2.5-Coder-32B-Instruct and DeepSeek-R1-Distill-Qwen-32B alternatively start to plateau at the 20 test case mark. This exemplifies similar findings from (Ma et al., 2025) where they scale test cases to improve reward signals in Llama3.1-70B. Further exploration is encouraged to assess how well these models generate test cases and to determine the limits of reasoning in improving generated test accuracy. Additional metrics while scaling test cases can be seen in Table 4.

### 5.3 Reasoning Model Results

We observe that the enhanced coding capabilities in reasoning models translates somewhat to improved test case generation. In a head-to-head comparison, DeepSeek-R1-Distill-Qwen-32B outperforms Qwen2.5-32B-Instruct in Top-1 accuracy but falls short in Spearman and Kendall evaluations. However, incorporating DeepSeek-R1, o1-mini, and o3-mini leads to significant improvements across all metrics, positioning them as the most effective synthetic verifiers currently available, especially when scaling the number of test cases. Figure 19 presents a sample Chain-of-Thought from DeepSeek-R1-

Distill-Qwen-32B which illustrates how the model convincingly explores many paths ways to cover potential solutions with its test cases.

### 5.4 Code Reward Model Results

Converting the original benchmarks into a scoring and ranking format enables a unique comparison of different synthetic verification methods like test case generation and reward models. From our results in Table 2, the best reward models are AceCoderRM-32B for HE-R+ and Nemotron-4-340B-Reward for MBPP-R+. We find that the best performing reasoning and standard models outperform the reward models in most metrics. In similarly sized models like Qwen2.5-Coder-32B-Instruct, the Top-1 scores are competitive in HE-R+ and better in the case of MBPP-R+ while struggling in ranking the varying qualities of incorrect solutions. This could be due to subjectivity in ranking incorrect solutions, they may be functionally incorrect but qualitatively exhibiting meaningful quality. We encourage self-generated test cases as a suitable synthetic verifier for determining the correctness of a solution but see promising opportunities to further enhance reward models for coding and reasoning.

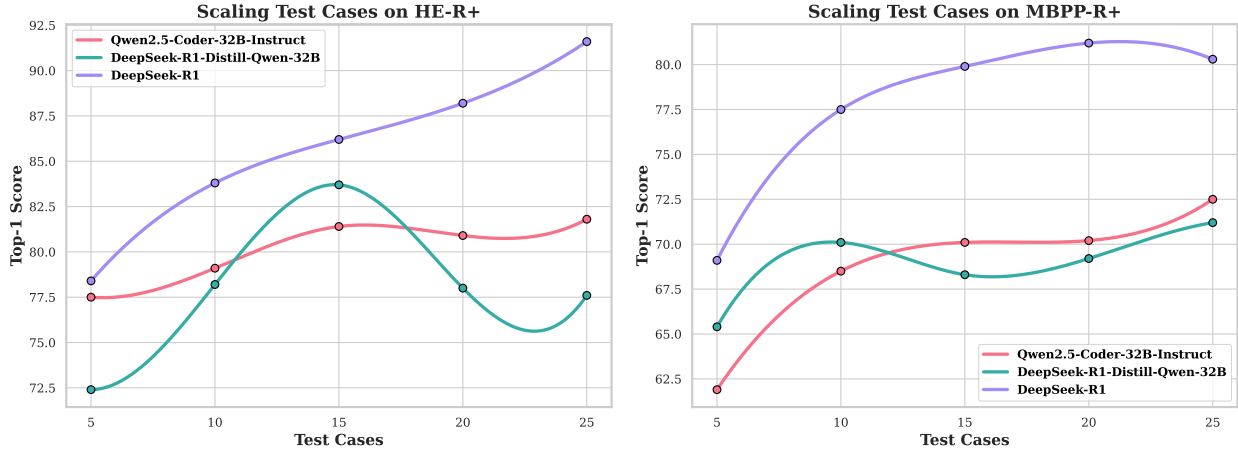


Figure 7: Scaling test cases on HE-R+ and MBPP-R+

## 5.5 Solution Inclusion

Finally, we examine the impact of prompting with and without a provided solution, as shown in Figure 8. All models exhibit significant performance degradation when given a potentially incorrect solution and tasked with writing test cases to evaluate it. We find that the models have a bias towards adhering to any solutions provided even when specifically prompting against this. This is supported by previous works that find LLM’s to be worse at providing test cases when provided incorrect compared to correct code (Huang et al., 2024).

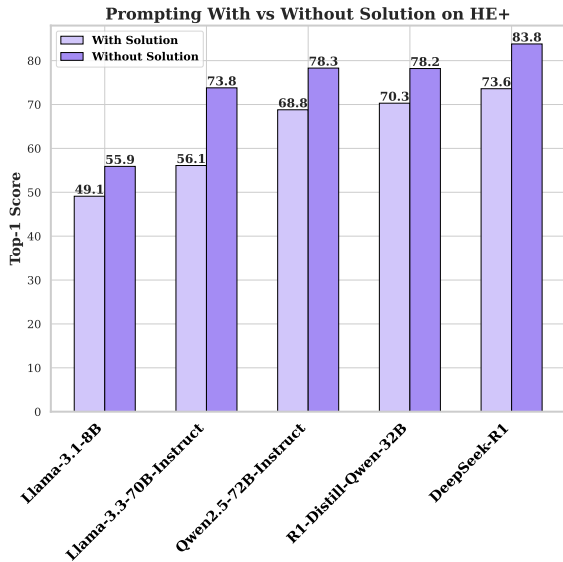


Figure 8: Prompting with and without solutions for various models.

## 6 Related Works

Prior work primarily validates self-generated test cases within isolated systems or limited studies.

(Wei et al., 2024) conducts an ablation study showing that filtering LLM-generated solutions with self-generated test cases improves synthetic data quality, evidenced by downstream supervised fine-tuning results. (Light et al., 2024) compares self-generated validation tests to ground truth tests on HumanEval to highlight the impact of accurate test cases on their Scattered Forest Search method. (Zhang et al., 2023) justifies its oracle verifier strategy by comparing its test cases on correct solutions. Additional techniques use test case generation to improve results on coding tasks (Liu et al., 2024; Ridnik et al., 2024; Xu et al., 2024; Ye et al., 2025). This paper unifies these approaches by introducing a benchmark for systematically assessing synthetic verification’s ability to distinguish correct from incorrect solutions.

As mentioned in the introduction, creating evaluations for test case generation is a well explored area. This includes many benchmarks and systems that compete over quantifying coverage, mutation testing, validity and efficiency (Wang et al., 2025; Jain et al., 2024a; Mündler et al., 2025; Jain et al., 2024b; Taherkhani and Hemmati, 2024; Ahmed et al., 2024; Peng et al., 2025; Ryan et al., 2024; Li and Yuan, 2024; Zhang et al., 2024). Crucially, we do not assess an LLM’s ability to generate test cases but rather the effectiveness of LLM generated test cases to determine solution quality and rank. This aligns with CodeJudge-Eval (Zhao et al., 2024), which employs a similar methodology to benchmark LLM-as-a-Judge performance.

Our work aligns closely with reward model evaluation such as in the case of RewardBench (Lambert et al., 2024). Similarly, (Zeng et al., 2025) leverages synthetic test cases to train coding reward

models, evaluating them via best-of-n sampling. (Ma et al., 2025) explores using generated test cases as binary signals to train a test-generating reward model, assessed through best-of-N performance. Despite these advances, a standardized benchmark for comparative evaluation remains lacking. Our work addresses this gap while also advancing test case generation across state-of-the-art standard, reasoning, and reward models.

## 7 Conclusion

We introduce a systematic approach to transform any coding benchmark with predefined test cases into a ranking and scoring benchmark for evaluating synthetic verification methods. Our method involves generating a diverse set of LLM-produced solutions, scoring them based on the fraction of test cases passed, and applying a structured filtering process to create reliably ranking datasets. We validate this approach by developing HE-R, HE-R+, MBPP-R, and MBPP-R+, which provide a standardized framework for assessing the effectiveness of synthetic verification strategies. We then use our transformed datasets to explore and uncover the effectiveness of typical, reward and reasoning based LLM’s. Using our transformed datasets, we investigate the effectiveness of test case-based verification, the impact of reasoning models, and the relative strengths of reward models. Our findings reveal key insights into the performance of various LLM paradigms, highlighting the potential of reasoning-enhanced models and scaling test case generation for improved accuracy.

## Limitations

While HumanEval and MBPP are widely used coding benchmarks, they primarily consist of relatively simpler problems and are of small quantity. To thoroughly evaluate performance on coding tasks, we aim to apply our approach to more difficult coding benchmarks and ones of greater size. Additionally, computational constraints limit our ability to fully explore the upper bound of test cases for all models. We leave these challenges as promising directions for future research.

## Acknowledgments

We would like to thank Sean Narenthiran, Sidhartha Jain, Shubham Toshniwal and Wasi Uddin Ahmad for their help reviewing and advising the direction of this work.

## References

- Toufique Ahmed, Martin Hirzel, Rangeet Pan, Avraham Shinnar, and Saurabh Sinha. 2024. [Tdd-bench verified: Can llms generate tests for issues before they get resolved?](#) *Preprint*, arXiv:2412.02883.
- Meta AI. 2024. [The llama 3 herd of models](#). *Preprint*, arXiv:2407.21783.
- Jacob Austin, Augustus Odena, Maxwell Nye, Maarten Bosma, Henryk Michalewski, David Dohan, Ellen Jiang, Carrie Cai, Michael Terry, Quoc Le, and Charles Sutton. 2021. [Program synthesis with large language models](#). *Preprint*, arXiv:2108.07732.
- Bei Chen, Fengji Zhang, Anh Nguyen, Daoguang Zan, Zeqi Lin, Jian-Guang Lou, and Weizhu Chen. 2022. [Codet: Code generation with generated tests](#). *Preprint*, arXiv:2207.10397.
- Mark Chen, Jerry Tworek, Heewoo Jun, Qiming Yuan, Henrique Ponde de Oliveira Pinto, Jared Kaplan, Harri Edwards, Yuri Burda, Nicholas Joseph, Greg Brockman, Alex Ray, Raul Puri, Gretchen Krueger, Michael Petrov, Heidy Khlaaf, Girish Sastry, Pamela Mishkin, Brooke Chan, Scott Gray, Nick Ryder, Mikhail Pavlov, Alethea Power, Lukasz Kaiser, Mohammad Bavarian, Clemens Winter, Philippe Tillet, Felipe Petroski Such, Dave Cummings, Matthias Plappert, Fotios Chantzis, Elizabeth Barnes, Ariel Herbert-Voss, William Hebgen Guss, Alex Nichol, Alex Paino, Nikolas Tezak, Jie Tang, Igor Babuschkin, Suchir Balaji, Shantanu Jain, William Saunders, Christopher Hesse, Andrew N. Carr, Jan Leike, Josh Achiam, Vedant Misra, Evan Morikawa, Alec Radford, Matthew Knight, Miles Brundage, Mira Murati, Katie Mayer, Peter Welinder, Bob McGrew, Dario Amodei, Sam McCandlish, Ilya Sutskever, and Wojciech Zaremba. 2021. [Evaluating large language models trained on code](#). *Preprint*, arXiv:2107.03374.
- DeepSeek-AI. 2025. [Deepseek-r1: Incentivizing reasoning capability in llms via reinforcement learning](#). *Preprint*, arXiv:2501.12948.
- Dong Huang, Jie M. Zhang, Mingzhe Du, Mark Harman, and Heming Cui. 2024. [Rethinking the influence of source code on test case generation](#). *Preprint*, arXiv:2409.09464.
- Binyuan Hui, Jian Yang, Zeyu Cui, Jiayi Yang, Dayiheng Liu, Lei Zhang, Tianyu Liu, Jiajun Zhang, Bowen Yu, Keming Lu, Kai Dang, Yang Fan, Yichang Zhang, An Yang, Rui Men, Fei Huang, Bo Zheng, Yibo Miao, Shanghaoran Quan, Yunlong Feng, Xingzhang Ren, Xuancheng Ren, Jingren Zhou, and Junyang Lin. 2024. [Qwen2.5-coder technical report](#). *Preprint*, arXiv:2409.12186.
- Kush Jain, Gabriel Synnaeve, and Baptiste Rozière. 2024a. [Testgeneval: A real world unit test generation and test completion benchmark](#). *Preprint*, arXiv:2410.00752.



- Naman Jain, Manish Shetty, Tianjun Zhang, King Han, Koushik Sen, and Ion Stoica. 2024b. [R2E: Turning any github repository into a programming agent environment](#). In *Proceedings of the 41st International Conference on Machine Learning*, volume 235 of *Proceedings of Machine Learning Research*, pages 21196–21224. PMLR.
- Nathan Lambert, Valentina Pyatkin, Jacob Morrison, LJ Miranda, Bill Yuchen Lin, Khyathi Chandu, Nouha Dziri, Sachin Kumar, Tom Zick, Yejin Choi, Noah A. Smith, and Hannaneh Hajishirzi. 2024. [Rewardbench: Evaluating reward models for language modeling](#). *Preprint*, arXiv:2403.13787.
- Kefan Li and Yuan Yuan. 2024. [Large language models as test case generators: Performance evaluation and enhancement](#). *Preprint*, arXiv:2404.13340.
- Yujia Li, David Choi, Junyoung Chung, Nate Kushman, Julian Schrittwieser, Rémi Leblond, Tom Eccles, James Keeling, Felix Gimeno, Agustin Dal Lago, Thomas Hubert, Peter Choy, Cyprien de Masson d’Autume, Igor Babuschkin, Xinyun Chen, Po-Sen Huang, Johannes Welbl, Sven Gowal, Alexey Cherepanov, James Molloy, Daniel J. Mankowitz, Esme Sutherland Robson, Pushmeet Kohli, Nando de Freitas, Koray Kavukcuoglu, and Oriol Vinyals. 2022. [Competition-level code generation with alpha-code](#). *Science*, 378(6624):1092–1097.
- Jonathan Light, Yue Wu, Yiyu Sun, Wenchao Yu, Yanchi liu, Xujiang Zhao, Ziniu Hu, Haifeng Chen, and Wei Cheng. 2024. [Scattered forest search: Smarter code space exploration with llms](#). *Preprint*, arXiv:2411.05010.
- Jiawei Liu, Chunqiu Steven Xia, Yuyao Wang, and Lingming Zhang. 2023. [Is your code generated by chatgpt really correct? rigorous evaluation of large language models for code generation](#). *Preprint*, arXiv:2305.01210.
- Zhihan Liu, Shenao Zhang, Yongfei Liu, Boyi Liu, Yingxiang Yang, and Zhaoran Wang. 2024. [Dstc: Direct preference learning with only self-generated tests and code to improve code lms](#). *Preprint*, arXiv:2411.13611.
- Zeyao Ma, Xiaokang Zhang, Jing Zhang, Jifan Yu, Sijia Luo, and Jie Tang. 2025. [Dynamic scaling of unit tests for code reward modeling](#). *Preprint*, arXiv:2501.01054.
- Niels Mündler, Mark Niklas Müller, Jingxuan He, and Martin Vechev. 2025. [SwT-bench: Testing and validating real-world bug-fixes with code agents](#). *Preprint*, arXiv:2406.12952.
- Nvidia. 2024. [Nemotron-4 340b technical report](#). *Preprint*, arXiv:2406.11704.
- OpenAI. 2024a. [Gpt-4o system card](#). *Preprint*, arXiv:2410.21276.
- OpenAI. 2024b. [Openai o1 system card](#). *Preprint*, arXiv:2412.16720.
- Yun Peng, Jun Wan, Yichen Li, and Xiaoxue Ren. 2025. [Coffe: A code efficiency benchmark for code generation](#). *Preprint*, arXiv:2502.02827.
- Qwen, :, An Yang, Baosong Yang, Beichen Zhang, Binyuan Hui, Bo Zheng, Bowen Yu, Chengyuan Li, Dayiheng Liu, Fei Huang, Haoran Wei, Huan Lin, Jian Yang, Jianhong Tu, Jianwei Zhang, Jianxin Yang, Jiayi Yang, Jingren Zhou, Junyang Lin, Kai Dang, Keming Lu, Keqin Bao, Kexin Yang, Le Yu, Mei Li, Mingfeng Xue, Pei Zhang, Qin Zhu, Rui Men, Runji Lin, Tianhao Li, Tianyi Tang, Tingyu Xia, Xingzhang Ren, Xuancheng Ren, Yang Fan, Yang Su, Yichang Zhang, Yu Wan, Yuqiong Liu, Zeyu Cui, Zhenru Zhang, and Zihan Qiu. 2025. [Qwen2.5 technical report](#). *Preprint*, arXiv:2412.15115.
- Tal Ridnik, Dedy Kredo, and Itamar Friedman. 2024. [Code generation with alphacodium: From prompt engineering to flow engineering](#). *Preprint*, arXiv:2401.08500.
- Gabriel Ryan, Siddhartha Jain, Mingyue Shang, Shiqi Wang, Xiaofei Ma, Murali Krishna Ramanathan, and Baishakhi Ray. 2024. [Code-aware prompting: A study of coverage guided test generation in regression setting using llm](#). *Preprint*, arXiv:2402.00097.
- Max Schäfer, Sarah Nadi, Aryaz Eghbali, and Frank Tip. 2024. [An empirical evaluation of using large language models for automated unit test generation](#). *IEEE Transactions on Software Engineering*, 50(1):85–105.
- Hamed Taherkhani and Hadi Hemmati. 2024. [Valtest: Automated validation of language model generated test cases](#). *Preprint*, arXiv:2411.08254.
- Wenhan Wang, Chenyuan Yang, Zhijie Wang, Yuheng Huang, Zhaoyang Chu, Da Song, Lingming Zhang, An Ran Chen, and Lei Ma. 2025. [Testeval: Benchmarking large language models for test case generation](#). *Preprint*, arXiv:2406.04531.
- Zhilin Wang, Alexander Bukharin, Olivier Delalleau, Daniel Egert, Gerald Shen, Jiaqi Zeng, Oleksii Kuchaiev, and Yi Dong. 2024. [Helpsteer2-preference: Complementing ratings with preferences](#). *Preprint*, arXiv:2410.01257.
- Yuxiang Wei, Federico Cassano, Jiawei Liu, Yifeng Ding, Naman Jain, Zachary Mueller, Harm de Vries, Leandro von Werra, Arjun Guha, and Lingming Zhang. 2024. [Selfcodealign: Self-alignment for code generation](#). *Preprint*, arXiv:2410.24198.
- Qingyao Xu, Dingkan Yang, and Lihua Zhang. 2024. [Code optimization chain-of-thought: Structured understanding and self-checking](#). In *Proceedings of the 2024 4th International Conference on Artificial Intelligence, Big Data and Algorithms, CAIBDA '24*, page 425–430, New York, NY, USA. Association for Computing Machinery.
- Yufan Ye, Ting Zhang, Wenbin Jiang, and Hua Huang. 2025. [Process-supervised reinforcement learning for code generation](#). *Preprint*, arXiv:2502.01715.

Huaye Zeng, Dongfu Jiang, Haozhe Wang, Ping Nie, Xiaotong Chen, and Wenhui Chen. 2025. [Acecoder: Acing coder rl via automated test-case synthesis](#). *Preprint*, arXiv:2502.01718.

Kexun Zhang, Danqing Wang, Jingtao Xia, William Yang Wang, and Lei Li. 2023. [Algo: Synthesizing algorithmic programs with llm-generated oracle verifiers](#). *Preprint*, arXiv:2305.14591.

Quanjin Zhang, Ye Shang, Chunrong Fang, Siqi Gu, Jianyi Zhou, and Zhenyu Chen. 2024. [Testbench: Evaluating class-level test case generation capability of large language models](#). *Preprint*, arXiv:2409.17561.

Yuwei Zhao, Ziyang Luo, Yuchen Tian, Hongzhan Lin, Weixiang Yan, Annan Li, and Jing Ma. 2024. [Codejudge-eval: Can large language models be good judges in code understanding?](#) *Preprint*, arXiv:2408.10718.

# Appendices

## A Producing Solution Prompt

### Producing Correct Solutions Prompt

Using only Python code, write a solution to the given coding problem.

Here are other guidelines for completing this task:

1. Enclose the code in a python code block “python.
2. Do not include any unit tests in your answer, only generate the function.
3. The code must still compile, the only errors in the code should be logical.
4. Include any necessary imports with your code, only import libraries included in the standard library.

Question:

{question}

Answer:

### Producing Partially Correct Solutions Prompt

Using only Python code, write a somewhat incorrect solution to the given coding problem.

Do not provide any hints as to what is the mistake. Here are other guidelines for completing this task:

1. Enclose the code in a python code block “python.
2. Do not include any unit tests in your answer, only generate the function.
3. The code must still compile, the only errors in the code should be logical.
4. Include any necessary imports with your code, only import libraries included in the standard library.
5. Do not add any hints as to the error you made.

Here are some suggestions:

- Do not handle negative numbers
- Do not handle duplicate values
- Introduce rounding errors
- Ignore the last element in a list
- Only handle specific values
- Only works for certain ranges of values or lengths

Question:

{question}

Answer:

Figure 9: Prompt templates for producing solutions

## B Benchmark Analysis Visualizations

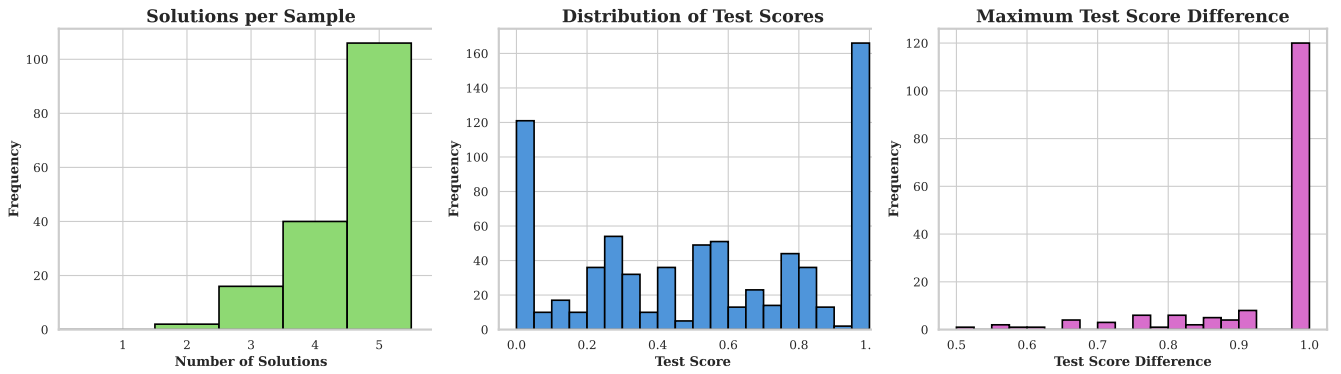


Figure 10: HumanEval (HE-R) benchmark analysis.

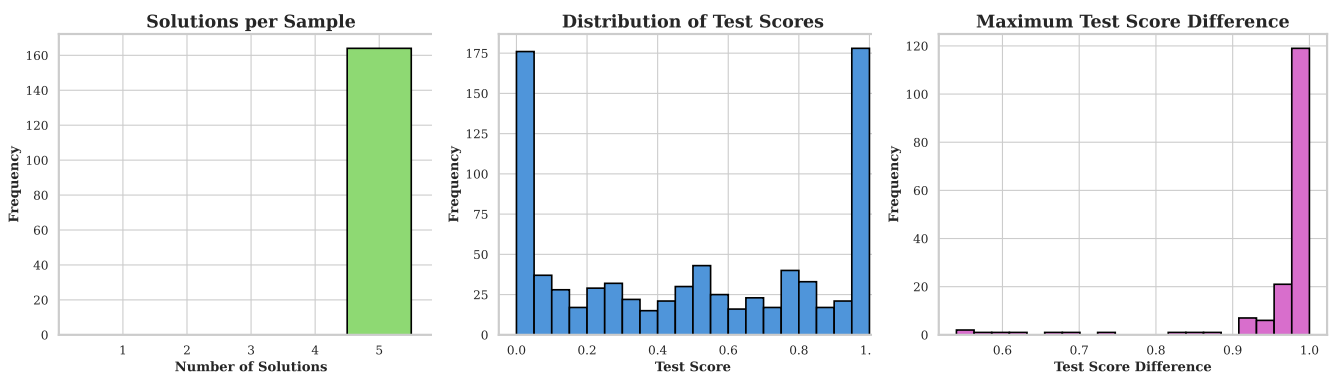


Figure 11: HumanEval Plus (HE-R+) benchmark analysis.

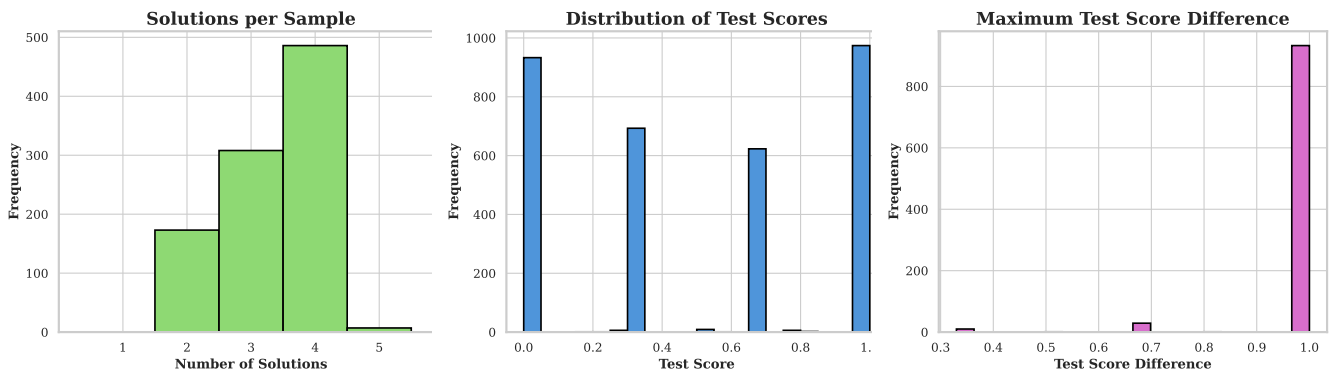


Figure 12: MBPP (MBPP-R) benchmark analysis.

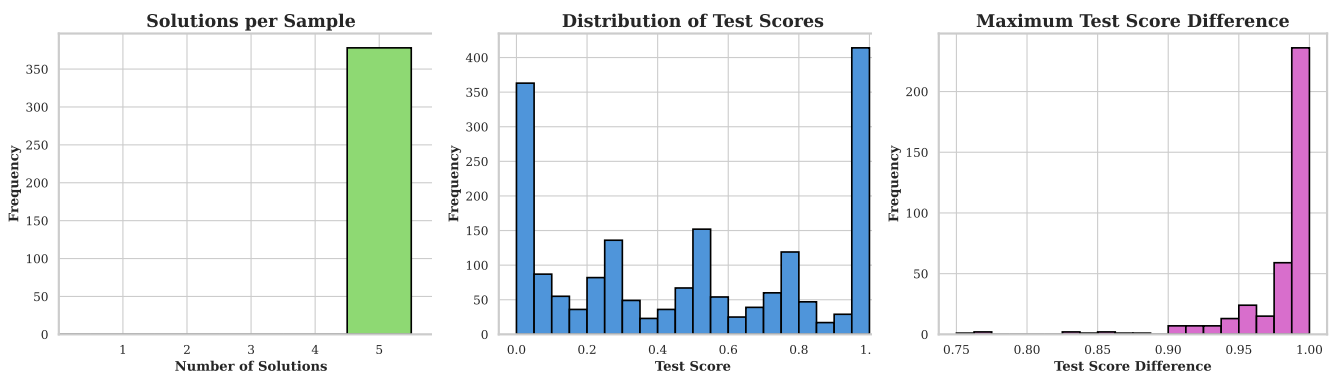


Figure 13: MBPP Plus (MBPP-R+) benchmark analysis.

## C Test Case Generation Prompts

### Test Case Generation Without Solution Prompt

You are an expert at writing assertion test cases and below is a question with function signature and test cases. You must generate 10 assert test cases that will be used to evaluate the code solution's correctness. You must adhere to the provided function signature and test case format. Here are some examples that you should use as a reference:

Question:

```
from typing import Optional
def first_repeated_char(s: str) -> Optional[str]:
    """
    Find the first repeated character in a given string.
    >>> first_repeated_char("abbac")
    'a'
    """
```

Test Cases:

```
<assertion>assert first_repeated_char("!@#$%^&*!") == "!"</assertion>
<assertion>assert first_repeated_char("abcdedcba") == "d"</assertion>
<assertion>assert first_repeated_char("") == "None"</assertion>
<assertion>assert first_repeated_char("aaaa") == "a"</assertion>
<assertion>assert first_repeated_char("a") == "None"</assertion>
```

Here are guidelines for writing the assertion test cases:

1. You must wrap each assertion test case with tags <assertion> and </assertion>.
2. Do not start the assert with any indents or spaces.
3. You must not import any unit testing libraries for the assertions such as "unittest" or "pytest".
4. Each assertion must be complete and immediately executable. Assume the code solution is provided, do not repeat it.
5. Avoid unnecessary string literals, incorrect escaping, wrapping in ""python" or other redundancies.
6. Remember, it is your responsibility to carefully read the question and generate test cases that will evaluate the correctness of the solution.

Here is the question you must provide assertion test cases for:

Question: {question}

Test Cases:

Figure 14: Prompt template for test case generation without solution



## Test Case Generation With Solution Prompt

You are an expert at writing assertion test cases and below is a question with function signature and completed code solution. You must generate 10 assert statements that will be used to evaluate the code solution's correctness which may or may not be correct. Here are some examples that you should use as a reference:

Question:

```
from typing import Optional
def first_repeated_char(s: str) -> Optional[str]:
    """
    Find the first repeated character in a given string.
    >>> first_repeated_char("abbac")
    'a'
    """
```

Solution:

```
from typing import Optional
def first_repeated_char(s: str) -> Optional[str]:
    """
    Find the first repeated character in a given string.
    >>> first_repeated_char("abbac")
    'a'
    """
    for index, c in enumerate(s):
        if s[:index + 1].count(c) > 1:
            return c
    return None
```

Test Cases:

```
<assertion>assert first_repeated_char("!@#%^&*!") == "!"</assertion>
<assertion>assert first_repeated_char("abcdedcba") == "d"</assertion>
<assertion>assert first_repeated_char("") == "None"</assertion>
<assertion>assert first_repeated_char("aaaa") == "a"</assertion>
<assertion>assert first_repeated_char("a") == "None"</assertion>
```

Here are guidelines for writing the assertion test cases:

1. You must wrap each assertion test case with tags `<assertion>` and `</assertion>`.
2. Do not start the assert with any indents or spaces.
3. You must not import any unit testing libraries for the assertions such as "unittest" or "pytest".
4. Each assertion must be complete and immediately executable. Assume the code solution is provided, do not repeat it.
5. Avoid unnecessary string literals, incorrect escaping, wrapping in ""python" or other redundancies.
6. Remember, it is your responsibility to carefully read the question and generate test cases that will evaluate the correctness of the solution.

Here is the question and code solution you must provide assertion test cases for:

Question: {question}

Solution: {solution}

Test Cases:

Figure 15: Prompt template for test case generation without solution

## D Reward Model Prompts

### Reward Model User Prompt

You are given a coding problem for which you need to generate/complete a solution that is as accurate as possible.

Please complete the function with the Python programming language.

This is the problem you must solve: {question}

### Reward Model Assistant Prompt

Here is the solution to the given problem: {solution}

Figure 16: Prompt templates for reward model user and assistant turns

## E Supplementary results

	HE-R					MBPP-R				
	Top-1	Bottom-1	Spearman	Kendall	MAE	Top-1	Bottom-1	Spearman	Kendall	MAE
<b>Standard Models</b>										
Meta-Llama-3.1-8B-Instruct	63.6	70.6	0.69	0.62	0.24	55.4	56.4	0.42	0.39	0.35
Meta-Llama-3.1-70B-Instruct	74.2	78.8	0.80	0.74	0.18	72.0	72.7	0.68	0.64	0.25
Meta-Llama-3.3-70B-Instruct	81.6	84.8	0.89	0.84	0.14	76.1	76.2	0.73	0.69	0.23
Qwen2.5-7B-Instruct	81.2	78.4	0.86	0.81	0.18	72.5	72.5	0.66	0.63	0.26
Qwen2.5-32B-Instruct	85.7	<b>86.9</b>	0.90	0.86	<b>0.13</b>	<b>78.3</b>	<b>78.8</b>	<b>0.75</b>	<b>0.71</b>	<b>0.22</b>
Qwen2.5-72B-Instruct	85.3	84.2	0.90	0.86	0.14	76.9	78.3	0.74	0.70	<b>0.22</b>
Qwen2.5-Coder-7B-Instruct	81.6	82.4	0.86	0.81	0.17	67.2	69.4	0.61	0.57	0.27
Qwen2.5-Coder-32B-Instruct	<b>89.0</b>	86.1	<b>0.91</b>	<b>0.87</b>	<b>0.13</b>	76.5	77.6	0.73	0.69	0.23
GPT-4o (2024-11-20)	81.8	84.6	0.88	0.84	0.14	74.9	76.3	0.71	0.67	<b>0.22</b>
<b>Reward Models</b>										
AceCodeRM-7B	71.3	18.9	0.68	0.59	0.22	71.2	35.7	0.53	0.47	0.26
AceCodeRM-32B	80.5	<b>29.3</b>	<b>0.75</b>	<b>0.67</b>	<b>0.21</b>	<b>75.8</b>	<b>38.6</b>	<b>0.60</b>	<b>0.54</b>	<b>0.24</b>
Llama-3.1-Nemotron-70B-Reward	65.2	16.5	0.65	0.56	0.22	45.7	24.9	0.31	0.28	0.35
Nemotron-4-340B-Reward	<b>82.9</b>	20.7	0.72	0.63	<b>0.21</b>	66.0	37.5	0.55	0.49	0.26
<b>Reasoning Models</b>										
DeepSeek-R1-Distill-Qwen-32B	81.8	81.0	0.86	0.82	0.13	74.1	73.0	0.68	0.64	0.23
DeepSeek-R1	<b>90.9</b>	<b>84.0</b>	<b>0.92</b>	<b>0.89</b>	<b>0.11</b>	<b>81.2</b>	<b>79.2</b>	<b>0.77</b>	<b>0.73</b>	<b>0.20</b>

Table 3: Model results on HE-R and MBPP-R.

	HE-R					MBPP-R				
	Top-1	Bottom-1	Spearman	Kendall	MAE	Top-1	Bottom-1	Spearman	Kendall	MAE
<b>Qwen2.5-Coder-32B-Instruct</b>										
5 Test Cases	77.5	75.7	0.81	0.75	0.22	61.9	67.1	0.67	0.61	0.24
10 Test Cases	79.1	80.7	0.83	0.77	<b>0.21</b>	68.5	73.9	0.72	0.65	0.23
15 Test Cases	81.4	<b>82.9</b>	<b>0.82</b>	<b>0.75</b>	<b>0.21</b>	70.1	76.7	0.72	0.65	0.22
20 Test Cases	80.9	82.2	0.80	0.74	<b>0.21</b>	70.2	76.7	0.71	0.64	0.23
25 Test Cases	<b>81.8</b>	80.4	0.81	0.74	0.22	<b>72.5</b>	<b>80.1</b>	<b>0.73</b>	<b>0.66</b>	<b>0.22</b>
<b>DeepSeek-R1-Distill-Qwen-32B</b>										
5 Test Cases	72.4	72.2	0.76	0.68	0.23	65.4	64.1	<b>0.65</b>	<b>0.58</b>	0.24
10 Test Cases	78.2	74.1	0.78	0.71	0.22	70.1	68.5	<b>0.65</b>	<b>0.58</b>	0.24
15 Test Cases	<b>83.7</b>	74.4	0.77	0.70	0.21	68.3	63.1	0.62	0.56	0.24
20 Test Cases	78.0	<b>79.9</b>	<b>0.81</b>	<b>0.73</b>	<b>0.20</b>	69.2	<b>69.0</b>	0.64	0.57	<b>0.23</b>
25 Test Cases	77.6	74.1	0.76	0.69	0.21	<b>71.2</b>	65.5	0.63	0.56	<b>0.23</b>
<b>DeepSeek-R1</b>										
5 Test Cases	78.4	74.4	0.79	0.72	0.21	69.1	69.4	0.71	0.63	0.23
10 Test Cases	83.8	81.4	0.85	0.79	0.20	77.5	75.7	0.74	0.67	0.21
15 Test Cases	86.2	84.7	0.84	0.77	0.19	79.9	<b>77.8</b>	<b>0.76</b>	<b>0.69</b>	0.20
20 Test Cases	88.2	85.4	<b>0.86</b>	0.79	<b>0.18</b>	<b>81.2</b>	76.7	<b>0.76</b>	0.68	<b>0.19</b>
25 Test Cases	<b>91.6</b>	<b>85.4</b>	<b>0.86</b>	<b>0.80</b>	0.19	80.3	77.1	0.75	0.68	0.20

Table 4: Test case scaling results.

# F Model Test Case Scoring Results

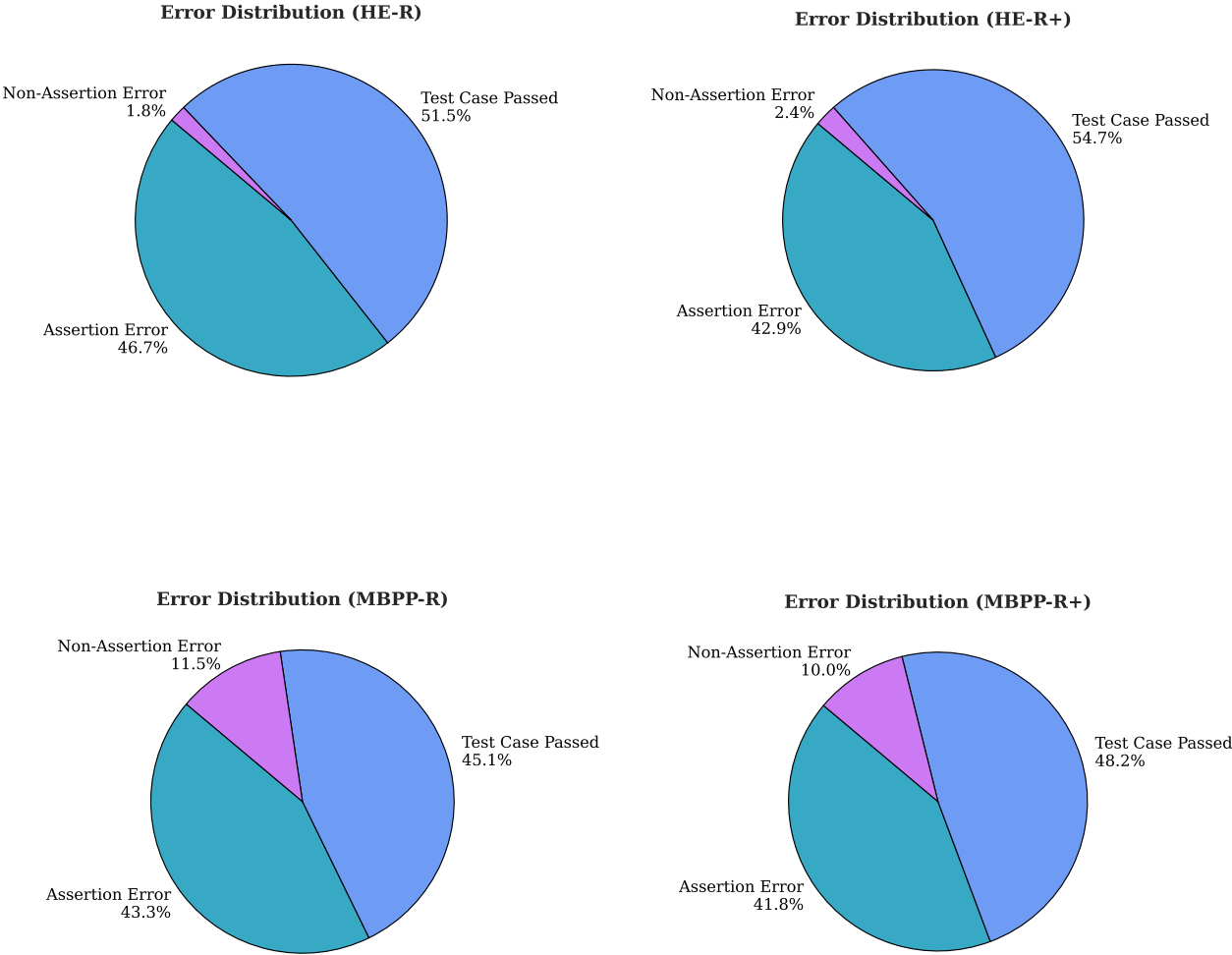


Figure 17: DeepSeek-R1-Distill-Qwen-32B test case error distributions.



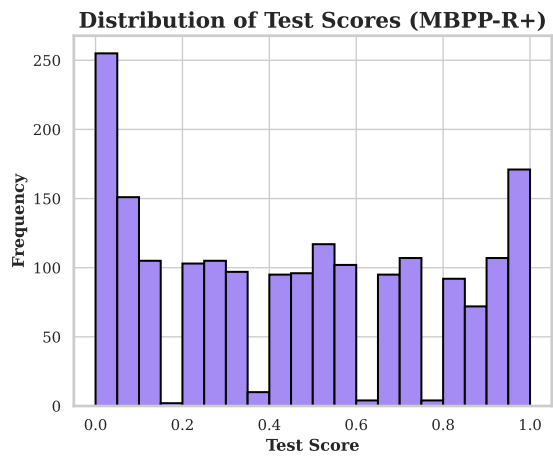
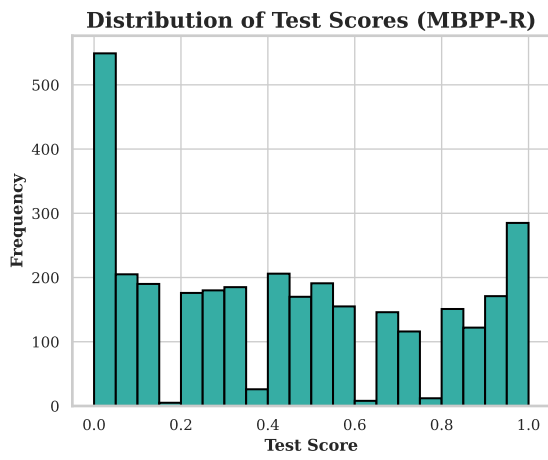
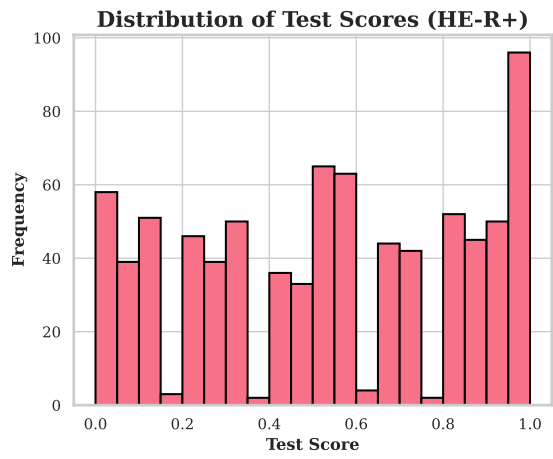
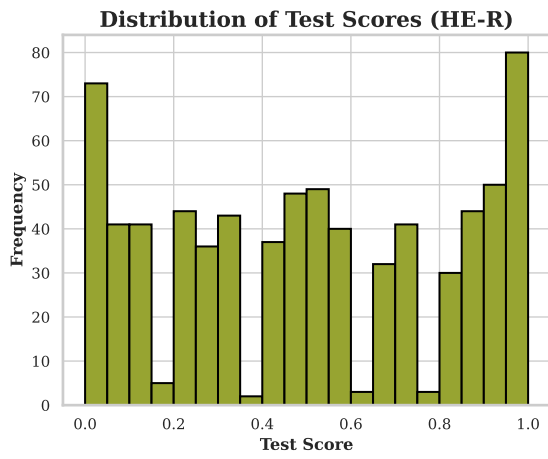


Figure 18: DeepSeek-R1-Distill-Qwen-32B test case score distributions.

## G Reasoning Model Chain-of-Thoughts

### Sample MBPP Question (MBPP Question 809)

Write a function to check if each element of second tuple is smaller than its corresponding element in the first tuple.

```
assert check_smaller((1, 2, 3), (2, 3, 4)) == False
```

### DeepSeek-R1-Distill-Qwen-32B Reasoning Trace

Alright, I need to write 10 assertion test cases for the function `check_smaller`, which takes two tuples and returns `True` if each element in the second tuple is smaller than the corresponding element in the first tuple.

Let me think about different scenarios that the function might encounter.

First, the sample test case provided is when all elements of the second tuple are larger. That's a good start.

Then, I should consider cases where the second tuple has smaller elements for all positions, which should return `True`.

Next, it's important to test cases where the second tuple is empty. According to the function's intended behavior, since there are no elements to compare, it should return `True`.

Also, leading or trailing zeros might be tricky, so I should include a test case where the first tuple has a zero and the second has a positive number, ensuring it returns `False`.

What about negative numbers? If both tuples have negative numbers, the function should correctly compare them. For example,  $(-5, -6)$  compared to  $(-4, -7)$  should return `False` because the first element is smaller, but the second is larger. Wait, no the function should return `True` only if all second elements are smaller. In this case, the first elements of the second tuple  $(-4 > -5)$  is larger, so the result is `False`. Wait, that might not be correct. Wait, the function should return `True` only if every element in the second tuple is smaller. So if the second tuple has any element not smaller, return `False`. So, if the first tuple is  $(-5, -6)$ , and the second is  $(-4, -7)$ , then: First element:  $-4 > -5$ , not smaller, so function should return `False`. I'll include that case as well.

I should also consider tuples of different lengths. Oh, but according to the function signature, it's taking two tuples. What if they're of different lengths? For example, tuple1 is  $(1, 2)$  and tuple2 is  $(1, 2, 3)$ . Do we need to handle that? The problem description doesn't mention it, so perhaps the function assumes that the tuples are of the same length. So I can test with same-length tuples, but also think about varying lengths. But since the function's docstring doesn't specify, maybe I can assume the tuples are of the same length. However, I'll include a test case where the second tuple is longer, but the function only checks up to the shorter length.

Figure 19: DeepSeek-R1-Distill-Qwen-32B reasoning trace example