

Sleepless Nights, Sugary Days: Creating Synthetic Users with Health Conditions for Realistic Coaching Agent Interactions

Taedong Yun^{1,†}, Eric Yang², Mustafa Safdari¹, Jong Ha Lee²,
Vaishnavi Vinod Kumar³, S. Sara Mahdavi¹, Jonathan Amar², Derek Peyton³,
Reut Aharony¹, Andreas Michaelides³, Logan Schneider³, Isaac Galatzer-Levy³,
Yugang Jia², John Canny¹, Arthur Gretton^{1,*}, Maja Matarić^{1,*},
¹Google DeepMind ²Verily Life Sciences ³Google

*Co-last authors (listed alphabetically)

†{tedyun,gretton,majamataric}@google.com

Abstract

We present an end-to-end framework for generating synthetic users for evaluating interactive agents designed to encourage positive behavior changes, such as in health and lifestyle coaching. The synthetic users are grounded in health and lifestyle conditions, specifically sleep and diabetes management in this study, to ensure realistic interactions with the health coaching agent. Synthetic users are created in two stages: first, structured data are generated grounded in real-world health and lifestyle factors in addition to basic demographics and behavioral attributes; second, full profiles of the synthetic users are developed conditioned on the structured data. Interactions between synthetic users and the coaching agent are simulated using generative agent-based models such as Concordia, or directly by prompting a language model. Using two independently-developed agents for sleep and diabetes coaching as case studies, the validity of this framework is demonstrated by analyzing the coaching agent’s understanding of the synthetic users’ needs and challenges. Finally, through multiple blinded evaluations of user-coach interactions by human experts, we demonstrate that our synthetic users with health and behavioral attributes more accurately portray real human users with the same attributes, compared to generic synthetic users not grounded in such attributes. The proposed framework lays the foundation for efficient development of conversational agents through extensive, realistic, and grounded simulated interactions.

1 Introduction

Personalization is a key capability for any interactive agents aiming to encourage positive behavior changes, for instance in health and lifestyle (Christakopoulou et al., 2024; Yang et al., 2024). The efficacy of such agents must be assessed via

interactions with users; however, collecting and evaluating diverse, long-term human interactions with agents is costly and time-consuming, and the development of such agents can be significantly accelerated with realistic simulation. We address the challenge of realistic user simulation in this context by proposing an end-to-end framework for generating cohorts of synthetic users grounded in health, lifestyle, and behavior, and having them interact with coaching agents. The framework is generally applicable across a range of health and lifestyle domains; we validate it in the domains of sleep and diabetes coaching.

Synthetic users generated with large language models (LLMs) have been widely studied in recent years (Kapania et al., 2024; Wang et al., 2025; Moon et al., 2024; Park et al., 2024, 2023), often for general purpose alignment and personalization (Castricato et al., 2024), and have been designed to reflect demographic information about the population at large. We focus on a more targeted application, where the synthetic users are employed for interaction with foundation models or agents specialized in health, as done in recent work (Tu et al., 2024; Yu et al., 2024; Johri et al., 2025). We provide an overview of such work in Section 2.

We demonstrate an end-to-end-framework for designing a cohort of synthetic users exhibiting health conditions consistent with their specific demographics and behavioral factors, in order for their interaction with a coaching agent to realistically reflect their needs and challenges. We construct the synthetic users by first generating a sample of natural language "vignettes", which are in turn generated based on real demographics, health, and behavioral data (such as the Big Five markers; Goldberg, 1992; Serapio-García et al., 2023). Our framework also allows for optionally including additional information: domain-specific rubrics

such as “barriers” and “goals” as used by human coaches; challenges to action derived from the COM-B behavioural model (Michie et al., 2011); or rich backstories for the synthetic users, generated consistently with the structured attributes from real data. Finally, based on this cohort of vignettes, realistic user-coach simulation can be performed by direct LLM calls or by using generative agent-based models such as the Concordia (Vezhnevets et al., 2023) open-source system. More details will be discussed in Section 3.

We demonstrate the efficacy of our methodology for generating health-grounded synthetic personas in two separate domains, sleep coaching (Section 4) and diabetes coaching (Section 5), using two independently developed sleep coaching and diabetes coaching agents. We verify that our synthetic users indeed communicate behaviors, health conditions, and barriers consistent with their assigned attributes, by inspecting the internal state-of-user model of the coaching agent for each synthetic user, by a holistic evaluation of the user-coach interactions by trained human experts, and by a comparative evaluation of our health-grounded synthetic users against generic synthetic users, again by trained human experts.

2 Background

In this section, we briefly survey the development and goals of LLM-based synthetic personas in general, and then provide further details on prior literature on the design and application of synthetic personas for health. We next describe software systems for simulating agent interactions. Finally, we discuss some challenges in using LLM-derived synthetic users for agent development and beyond.

2.1 LLMs as Synthetic Personas

The time and expense required in human evaluation of LLM agents naturally evokes the need for auto-evaluation. This has led to the development of “reinforcement learning from AI feedback (RLAIF)”, where LLMs serve to evaluate the output of other LLMs, in a now well-established strategy for ensuring alignment, factuality, helpfulness, and other desiderata (Bai et al., 2022; Lee et al., 2024).

One recent approach to RLAIF uses LLMs to construct synthetic personas and to judge their interaction with the model being evaluated. Castricato et al. (2024) generated these synthetic personas from the US census data, and employed them to

build an evaluation dataset of prompt and feedback pairs obtained solely from synthetic users. A strength of the approach is that results for specific users can be modeled, rather than general user categories. This approach also motivates the work of Moon et al. (2024).

In addition to demographic information, Serapio-García et al. (2023) showed that LLMs can be designed to display specific personality traits, such as those along the Big Five dimensions (Goldberg, 1992). Effective modeling and control of personality in LLMs is important for two reasons: first since personality is a key factor in determining effective communication; second, because it is important to model interaction of synthetic users over the broad range of personality profiles to be encountered in practice. Serapio-García et al. (2023) found that instruction-tuned models displayed more reliable and externally valid personality types than pre-trained variants (perhaps due to superior instruction following), and that larger models are better equipped to express complex traits, and to simulate social behaviours.

2.2 LLMs and Synthetic Personas in Health

Several works have proposed the use of LLMs to provide advice in health or wellness settings.

Tu et al. (2024) introduced Articulate Medical Intelligence Explorer (AMIE), an LLM agent designed for conversational medical diagnosis. The AMIE agent achieved remarkable success, with greater diagnostic accuracy compared to primary care physicians in a randomized, double-blind crossover study. AMIE was trained using self-play with simulated doctor-patient dialogues and was tested with patients simulated first by searching for medical conditions from across three databases (Health QA, MalaCards Human Disease, MedicineNet Diseases & Conditions), and then by performing internet searches on each medical condition in order to retrieve passages on demographics, symptoms, and management, which were screened for relevance. PaLM 2 (Google, 2023) was used as the base model for all agents, including the patients and doctors, which were given role-specific prompts. Instruction fine tuning of both patient and doctor took place, first using static datasets of real doctor-patient interactions, and subsequently using dialogues generated through self-play. A moderator agent is used to manage the dialogue between doctor and patient, and to decide on when the conversation has ended.

There were a number of limitations to the synthetic user (patient) design in the AMIE study. First, the retrieval of symptoms and demographics from online discussion might create bias towards demographics of individuals most likely to engage in online discussion of their condition. Second, online discussion might misattribute irrelevant symptoms to conditions, and be misinformed as to mitigation strategies. Third, the model did not explicitly control for personality traits, relying on the distribution of personality traits to be found in online discussion of the medical conditions, which might not be representative of target demographics. Related to this issue, PaLM 2 has undergone a fine-tuning process which may make the patient agents more obliging, sympathetic, and communicative than real patients.

Yu et al. (2024) also described an application of LLMs to simulate user (patient) populations, based on particular medical histories from 1495 patients in the MIMIC-III database (Johnson et al., 2016). The approach represented each patient’s medical and demographic status as a knowledge graph (with 15,000 possible nodes and over 26,000 possible edges), then retrieved patient information from this graph in response to doctor queries. The retrieved answers were then expressed in natural language, with tone adapted in accordance with the Big Five personality traits. The key finding was that “patient LLMs” that retrieve from a structured representation of patient traits more accurately communicate symptoms and history than simply using unstructured clinical notes in the prompt.

Our work differs in a number of important ways. First, the representation of each individual as a knowledge graph is suited to clinical settings, where unstructured clinical notes must be organized as a pre-processing step. Accordingly, much of the focus of the paper is on the construction of the graph, and accurate retrieval from it. The graph representation may be less suited to wellness settings, however, where the user’s needs and challenges require less structure and granularity. Second, and more importantly, the generation process can only traverse the graph of existing patients, and cannot generate new individuals. This may lead to limitations with respect to both privacy and scalability.

Johri et al. (2025) described the use of synthetic personas in evaluating an LLM system for patient history collection in medicine. The patient agent was instructed explicitly not to display medical knowledge or generate new symptoms beyond what

was given in the “vignette”. A total of 2,000 case vignettes were considered: 1,800 questions from MedQA-United States Medical Licensing Examination covering 12 medical specialties, and 200 questions on skin disease from the Derm-Public and Derm-Private question banks. While representing a broad range of conditions, the focus of that study was primarily on evaluating information gathering and diagnosis abilities of LLMs, rather than coaching. Unlike our work, Johri et al. did not attempt to ensure that patient profiles were representative of the population at large, nor were personality types modeled when generating patient dialogues.

2.3 Generative Agent-Based Models

Generative agent-based models, such as the Concordia system which we used (Vezhnevets et al., 2023), are directly relevant to user persona simulation. Concordia offers a framework for generating agent interactions, particularly dialog-based ones, given a sufficient backstory. Its design incorporates several key features beneficial for research in generative agent-based simulation. First, Concordia employs associative memory (Park et al., 2023) and chain-of-thought reasoning (Wei et al., 2022) to ensure that agent utterances are grounded in the provided backstory. Second, it utilizes metadata tags within prompts to clearly delineate different contextual elements, including agent memory, observations, prior conversation turns, and overarching goals. Furthermore, these contextual components can be assigned varying levels of importance, guiding the underlying LLM to generate subsequent dialog using appropriate chain-of-thought reasoning. Third, Concordia provides extensive logging capabilities, enabling detailed examination of the pipeline’s internal processes, such as the constructed prompts sent to the LLM, the chain-of-thought reasoning process, post-processing steps, and the final output. Fourth, its modular architecture allows for flexible configuration, enabling researchers to customize the agent pipeline by swapping components.

A crucial requirement for generative agent-based simulation frameworks is the ability to integrate and manage multiple, mutable states within the interaction environment, as these states can significantly influence an agent’s subsequent actions and utterances. Critically, the mutation of these states, often lacking a true real-world simulation, must also be driven by chain-of-thought reasoning. Concordia addresses this need by providing code

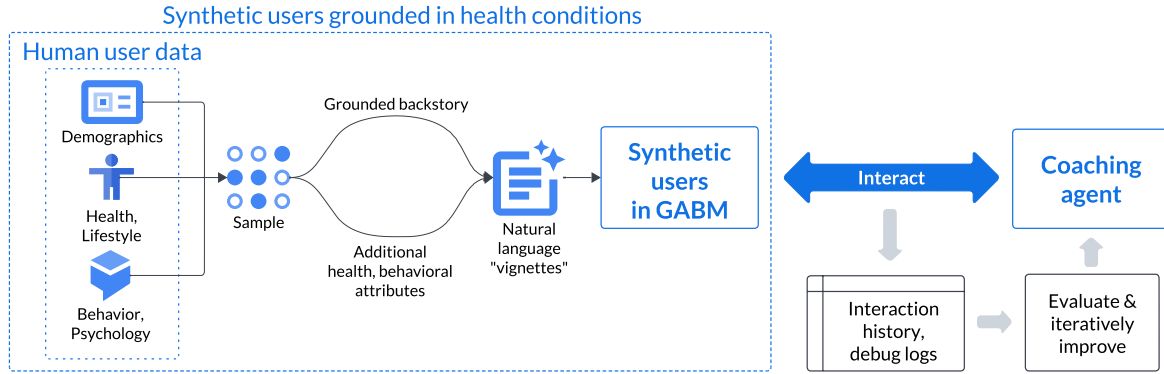


Figure 1: An overview of generating synthetic users grounded in real demographics, health & lifestyle, and behavioral & psychological characteristics for automated evaluation of coaching agent interactions. GABM: generative agent-based model.

abstractions that facilitate the integration and management of these dynamic environmental states and their reasoned evolution.

2.4 Challenges of Using LLM-Derived Synthetic Personas

As discussed by Kapania et al. (2024), there are a number of challenges in using LLMs as synthetic personas (users). LLMs are a consolidation over human experience, and hence they combine multiple viewpoints, failing to represent the diversity of human experience or correlations between different aspects of individuals. They can also lack depth: for instance, they can make references to particular phenomena (e.g., sleep difficulties in our test domain), but these phenomena do not represent situated knowledge, grounded in lived experience and history. This makes it difficult to model human users, since the relevant reasons for the health conditions might be missing. We mitigate this issue with the option of adding backstories, which have been shown to provide grounding to LLM-generated output (Moon et al., 2024).

Training data may also be biased as they were drawn largely from English-speaking cultures and individuals with strong online presence. To demonstrate the issue in the domain of sleep disorders, a survey of 27,000 US adults revealed that difficulty in falling and in staying asleep occurs more commonly among residents in non-metropolitan areas, and for those on lower incomes (Adjaye-Gbewonyo et al., 2022). We address this bias by specifying persona statistics drawn from relevant demographic health studies (e.g., Yfantidou et al., 2022; Arges et al., 2020), rather than relying on generation by the LLM.

A further subtle risk of using LLMs in simulating synthetic users can be understood from a causal inference perspective, as discussed in Gui and Toubia (2023). Providing particular advice to an LLM (e.g., a recommendation regarding better sleep practices) can inadvertently cause unintended variation in other factors (e.g., the LLM’s beliefs about the age and lifestyle factors of the synthetic persona). We mitigate this effect through explicit control over demographic and personality factors that the LLM might otherwise incorrectly impute, a practice recommended by Gui and Toubia (2023), although this remains an ongoing research challenge.

3 Methods

While LLMs trained on a large data corpus (e.g., the entire Internet) partially represent the general human population, the distributions of subpopulations and health conditions represented in a single model are skewed and poorly understood (Kapania et al., 2024). Furthermore, the instruction fine-tuning step (e.g., reinforcement learning with human feedback) typically employed by high-performance LLMs further impacts the distribution of generated outputs. In this work we propose an end-to-end framework for generating synthetic users grounded in reality, by starting from human user data including demographics, health & lifestyle, and behavioral & psychological characteristics, to accurately represent a desired population (Figure 1). This real cohort can be sampled either uniformly, or with oversampling or undersampling explicitly designed by researchers (e.g., to better surface underrepresented subgroups or conditions). Given this sampled cohort, we optionally add ad-

ditional health conditions conditioned on already specified attributes of the synthetic users, either using the LLM or via a rule-based algorithm, and also optionally add rich backstories of the synthetic user, conditioned on existing attributes (Moon et al., 2024).

This combination of background information grounded in real data constitutes a “vignette” of the synthetic user, all based in natural language. In the following sections we explore how these vignettes can be used to generate interactions between synthetic users and coaching agents, in two separate health coaching scenarios: sleep coaching and diabetes coaching, with two independently developed coaching agents.

4 Experiments: Sleep Coaching

Sleep is vital for health and well-being; insufficient sleep and untreated sleep disorders can have a detrimental effect on cognitive function, mood, mental health, and cardiovascular, cerebrovascular, and metabolic health (Ramar et al., 2021). Sleep disorders are highly prevalent: according to the 2020 National Health Interview Survey (NHIS) (Adjaye-Gbewonyo et al., 2022), 14.5% of US adults had trouble falling asleep most days over the 30-day study period, and over a quarter of adults do not meet the minimum recommended sleep duration per night.

4.1 Synthetic Users with Sleep Conditions

To generate synthetic users grounded in real sleep conditions, we utilized the publicly available LifeSnaps dataset, a multi-modal, longitudinal, geographically-distributed dataset containing participant demographics, smartwatch measurements including sleep data, health, behavioral, and psychological trait surveys, and ecological momentary assessments (Yfantidou et al., 2022). Among the fields available in this dataset, we focused on basic demographics (age, gender), basic health & sleep attributes (body mass index, sleep duration & efficiency), and five personality markers from the International Personality Item Pool (IPIP) version of the Big Five (Goldberg, 1992). Importantly, given longitudinal sleep data over four months in LifeSnaps, we included both the average sleep duration and the variability of sleep duration, both important health factors. See Appendix A for more details.

As outlined in Figure 1, we generated a syn-

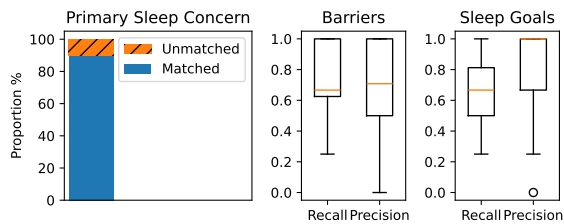


Figure 2: **Extracting synthetic users’ sleep profile from interaction for automated evaluation of coaching agent.** Our synthetic users ($N=68$) with sleep conditions interacted with our sleep agent for 10 turns. Recall and precision were computed by comparing the internal state-of-user model in the coaching agent to the true sleep profile of the synthetic user. “Primary sleep concern” is a single natural language statement, while “barriers” and “sleep goals” include multiple items, all in natural language.

thetic “sleep profile” for each individuals in LifeSnaps ($N=68$) conditioned on real demographics, sleep duration & efficiency, and behavioral characteristics. The generated sleep profile consists of the following four key attributes: “primary sleep concern”, “sleep goals”, “reasons for goals”, and “barriers”. The full prompt used to generate these attributes is available in Appendix C. This sleep profile and all aforementioned structured attributes from LifeSnaps formed the “vignettes” for our synthetic users with sleep conditions.

Finally, we instantiated each synthetic user in Concordia (Vezhnevets et al., 2023), specifically as a “SimpleLLMagent” to prioritize clarity and reproducibility, where the entire conversation history and the synthetic user’s backstory are included within the prompt context for generating each subsequent utterance (Appendix B).

4.2 The Sleep Coaching Agent

We used a sleep coaching agent based on Christakopoulou et al. (2024), which proposed a two-agent system consisting of a “Talker” and a “Reasoner” agent. Inspired by Kahneman (2011), the Reasoner (“System 2”) is responsible for generating an internal model of the use based on conversation history, in addition to planning and calling tools, while the Talker (“System 1”) is responsible for generating conversation based on the structured state generated by the Reasoner. We used Gemini 1.5 Pro (Gemini Team, 2024) as the LLM engine for both constituent agents.

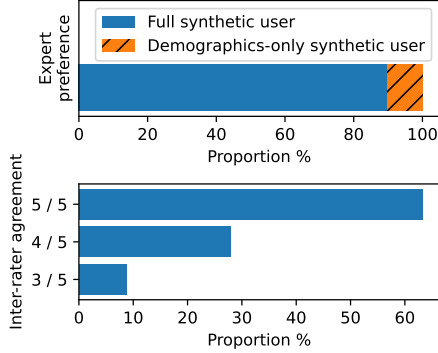


Figure 3: **Expert evaluation of grounded synthetic users.** Human expert evaluation of interactions from two sets of synthetic users, one from the full synthetic user pipeline and another from demographics-only data without sleep conditions or behavioral/psychological characteristics, with a fixed sleep coaching agent. Five human experts annotated each case independently.

4.3 Evaluating Agent-Synthetic User Interactions in Sleep Coaching

Explicit modeling of the user in the sleep coaching agent enabled us to compare the internal user state to the “true” sleep profile we explicitly assigned to the synthetic user. After a 10-turn interaction between a synthetic user and the coaching agent, the coaching agent was able to identify the synthetic user’s primary sleep concern with 89.7% accuracy (Figure 2). For barriers and sleep goals, which are also explicitly modelled by the coach agent and consist of multiple items (natural language sentences) per user, we computed recall (sensitivity) and precision, as measured by the proportion of the true attributes also captured by the coaching agent’s model, and the proportion of the attributes in the coaching agent’s model that were present in the true attributes, respectively. When matching sentences, we used fuzzy-matching by a high-performance, instruction-tuned LLM (Gemini 1.5 Pro; Gemini Team (2024)), to account for paraphrasing (e.g. “inconsistent sleep duration” and “variable sleep duration”; Appendix D), and manually checked a random subset (10 individuals) to make sure the answers were consistent with human answers (an easy task for modern LLMs). We obtained 71.4% mean recall and 72.5% mean precision for the barriers, and 66.4% mean recall and 84.2% mean precision for the sleep goals (Figure 2).

Finally, to validate our use of synthetic users with health and behavioral/psychological attributes in addition to basic demographic information, we conducted a human expert evaluation of interac-

tions from two synthetic users: one from our full synthetic user pipeline and another from using demographics-only data without health conditions, with the same sleep coaching agent. We asked human evaluators, with training and quality control conducted by a clinical psychologist, to annotate their preference between two interactions with each synthetic user, with $5\times$ coverage of each question. The evaluators overwhelmingly favored our full synthetic users over the baseline and the differences were highly statistically significant (p -value = 3.7×10^{-12} by one-tailed test under binomial null distribution), with high inter-rater reliability (64% of the cases achieving the complete 5/5 agreement and 91% of the cases achieving 4/5 agreement or more) (Figure 3).

5 Experiments: Diabetes Coaching

Diabetes mellitus, commonly referred to as diabetes, is a highly prevalent chronic disease, affecting 15% of all US adults in 2021 (CDC, 2024). Understanding lifestyle barriers is crucial for effectively addressing the challenges this condition presents (Deslippe et al., 2023). The barriers significantly impact an individual’s ability to adhere to recommended behaviors and achieve optimal health outcomes. Many barriers are intricately driven by demographic, socioeconomic, and clinical circumstances, collectively manifesting into specific challenges. By accurately representing these interconnections, we can create synthetic user profiles that faithfully reflect the real-world complexities encountered by individuals with cardiometabolic conditions, thereby enhancing the realism and applicability of our synthetic users interacting with a diabetes coaching agent (Figure 1).

5.1 Synthetic Users with Diabetes

To obtain a representative distribution of cardiometabolic barriers, we leveraged insights from 100 peer-reviewed articles in Yang et al. (2024), which comprehensively identified 246 challenges encountered by cardiometabolic patients, in consultation with behavioral experts. The challenges were classified into six distinct sub-categories within the COM-B (capability, opportunity, motivation - behavior) model, a widely recognized framework for understanding behavior in healthcare (Michie et al., 2011). The challenges were again categorized into 21 distinct barrier concepts by behavioral experts, each belonging to a sub-category within the COM-

B model, as shown in [Appendix E](#). Through this process, we ensured that the synthetic user profiles developed for simulated coaching agent interactions were representative, reflecting the appropriate distribution of challenges.

To derive our synthetic users with diabetes, we utilized Project Baseline Health Study (PBHS), a longitudinal cohort with diverse backgrounds representative of the entire health spectrum ([Arges et al., 2020](#)).¹ After careful preprocessing ([Appendix G](#)), we obtained a cohort of 345 Type 2 diabetic individuals with diverse demographic, social, medical, and health attributes ([Appendix H](#)).

To construct realistic vignettes of synthetic users from this cohort, we first sampled a COM-B category under its original distribution in PBHS ([Appendix F](#)), and then uniformly sampled a specific barrier within the selected COM-B category. Using this identified barrier, we randomly selected a corresponding individual from PBHS with relevant symptoms. The selected individual’s demographic, socioeconomic, clinical, and behavioral survey data formed the foundation of our natural language vignette ([Figure 1](#)). To enhance the narrative quality, realism, and depth of these vignettes, a coherent backstory was generated by an LLM, incorporating the identified barrier ([Appendix J](#)). Finally, we generated a communication style field (e.g. tone, verbosity, and confidence) to compose the final vignette. Notably, the specific technical term for the selected barrier was not included in the vignette, since human users are unlikely to label themselves under it. In total, 200 vignettes for synthetic users were generated using the commercially available Gemini 2.0 Flash model chosen for its reasoning and conversation capabilities ([Pichai, 2024](#)).

5.2 The Diabetes Coaching Agent

The synthetic users generated from the vignettes interacted with a diabetes coaching agent, building upon methodologies developed by [Yang et al. \(2024\)](#). This coaching agent was constructed to assist users to set health goals and overcome identified barriers. After each simulated interaction, the coaching agent was asked to identify one of the 21 barriers in its modeling of the user. Both the synthetic users and the coaching agent were generated using Gemini 1.5 Pro ([Gemini Team, 2024](#)).

¹The data use was formally approved by our institution’s internal review committee, ensuring ethical compliance.

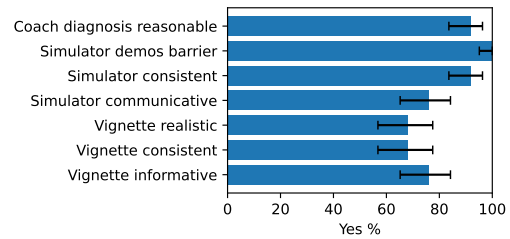


Figure 4: **Assessing synthetic users’ performance from interaction with the diabetes coaching agent.** Three human annotators reviewed 25 randomly-selected simulated interactions. Wilson’s confidence interval was used for these binary annotation tasks.

5.3 Evaluating Agent-Synthetic User Interactions in Diabetes Coaching

To assess the fidelity and reliability of the synthetic users, we solicited evaluations from a panel of three experts, comprising behavioral scientists and patient care practitioners ([Appendix K](#)). Each expert received 25 randomly-selected simulated interactions (out of 200) for assessment. Experts agreed that the synthetic users were highly consistent (92%) and effectively demonstrated the barriers they were designed to portray (100%) ([Figure 4](#); [Appendix L](#)).

Similarly to our sleep coaching evaluation experiments ([Section 4.3](#)), we also conducted a secondary experiment comparing our synthetic users to baseline synthetic users generated from general demographic data only, without the PBHS data and the COM-B barriers that our methodology uniquely provides, in their interactions with the same coaching agent. After randomly selecting an individual from PBHS, the baseline synthetic user was generated from their standard demographic information, while our full synthetic user had the same standard demographics, richer health data, and the individual’s original barrier ([Appendix I](#)). Both synthetic users were asked to portray an individual with cardiometabolic health challenges, and we ensured both possessed the same standard demographic data, communication style, verbosity, and confidence, for a fair comparison.

Human annotators were assigned three evaluation questions ([Appendix M](#)) to annotate randomly selected interactions without actual vignettes, testing implicit demonstration of the vignettes through conversations. 75 pairs of interactions (full synthetic users and baseline synthetic users) were evaluated ([Figure 5](#)).

For consistent representation of a single barrier (correct or not), annotators preferred the interac-

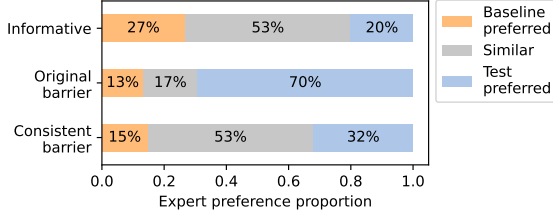


Figure 5: **Comparing grounded synthetic users to a baseline on simulated diabetes coaching conversations.** Human annotators reviewed 75 pairs of conversations, and labeled which conversation demonstrated the dimensions represented in each row. “Test” represents our grounded synthetic users and “baseline” represents synthetic users created from basic demographics only.

tions from our full synthetic users twice as much as the baseline (32%:15%). Moreover, the annotators overwhelmingly preferred the full synthetic user (70%) for demonstrating the *correct* original barrier. We observed mixed results for informativeness, with the baseline being slightly preferred and more than half of the interaction pairs annotated as “Similar”. Overall, this analysis demonstrated that our synthetic users can more accurately portray the original barrier consistently in simulated interactions (Figure 5), which has an important downstream effects. This implies our synthetic user pipeline can be used to generate training data for efficiently fine-tuning the coaching agent for a specific barrier for incremental improvement. On the other hand, simulated interactions with the baseline synthetic users would not reliably represent the specific barrier one seeks to better capture.

Finally, we investigated the difference in distribution of barriers that the baseline synthetic users (using only demographic information) created, compared to the reference distribution observed in the literature (Appendix N). As the baseline synthetic users only express barriers through conversation, we used the coaching agent’s internal state (“diagnosis”) of the user’s barrier established through interaction, which was evaluated as credible by human experts (Figure 4). Interestingly, the baseline synthetic users significantly over-sampled certain barriers (physical capability, reflective motivation), while under-sampling others (social opportunity, physical opportunity), highlighting the importance of grounding synthetic users in behavioral data from real human users whom the coaching agent is designed to serve.

6 Conclusion

We designed an end-to-end framework for generating synthetic users for evaluating coaching agents grounded in health, lifestyle, behavioral, and psychological attributes complementing basic demographics from human data. The additional sampling process was employed to ensure that the distribution of these attributes could be explicitly controlled (i.e., to ensure applicability to less represented sub-populations). Realistic backstories and additional health conditions (where not available in human user data) were conditionally generated from the grounded data. The final vignettes generated by this framework were used in a generative agent-based model framework to effectively simulate interactions between the synthetic users and the given coaching agent. We evaluated our methods in two independent, highly prevalent health coaching use cases of sleep coaching and diabetes management.

Efficient development of autonomous agents is significantly accelerated by evaluation metrics that can be computed *without* complete dependence on human users, since human evaluation is costly and time-consuming. While there is a large body of literature on the design of general-purpose synthetic users in this setting (see Section 2), we have highlighted the importance of grounding synthetic users’ health and behavioral attributes on a real human dataset, with concrete demonstrations and evaluations of our end-to-end pipeline in two independently developed coaching agents. While some of our demonstrations relied on access to the coaching agents’ internal user model, the simulated interactions generated by our framework can be evaluated in a way that is agnostic to the design of the agent, so the framework can be applied to any conversational agents.

The extensive, realistic, and grounded simulated interactions developed from our proposed framework lay the foundation for efficient development of coaching agents, potentially through a fine-tuning or reinforcement learning loop, as will be pursued in future research.

Limitations

This work introduced an end-to-end framework for evaluating a coaching agent using automated synthetic users. The ultimate goal of performing this evaluation is to improve the coaching agent itself using the metrics and signals derived from this work, which is left for future research. The coaching agents we evaluated in this work may not have the “state-of-the-art” performance, as that was not the focus of this paper. We also did not compare multiple commercial LLMs, as that was also not the focus of this paper.

In evaluating coaching agents, a longitudinal assessment of potential behavioral change is crucial. Effectively and realistically simulating synthetic users’ behavioral change is a critical open question to be addressed, including modeling non-adherence to coaching advice (e.g., human users may not follow the advice, or may *claim* they changed their behavior, even if they did not).

Personalization and adaptation of coaching and other agents are very important and relevant topics that are beyond the scope of this paper. We hope that grounded, rich, and diverse personas of synthetic users we developed in this work will significantly support the process of evaluating and improving personalized agents adapting to evolving user behaviors and needs.

Acknowledgements

We would like to thank all organizers and participants of LifeSnaps and Project Baseline Health Study. We also thank Mercy Asiedu and Taylan Cemgil for helpful discussions, Tomas Garcia, Eileen Rivera, Maudie Roberts, and Karisha Pruitt for behavioral science & clinical expert advice, and Aleksandra Faust, Joëlle Barral, and Edward Grefenstette for support.

References

- Dzifa Adjaye-Gbewonyo, Amanda E. Ng, and Lindsey I. Black. 2022. Sleep difficulties in adults: United states, 2020. *NCHS Data Brief*, (436).
- Kristine Arges, Themistocles Assimes, Vikram Bajaj, Suresh Balu, Mustafa R Bashir, Laura Beskow, Rosalia Blanco, Robert Califf, Paul Campbell, Larry Carin, Victoria Christian, Scott Cousins, Millie Das, Marie Dockery, Pamela S Douglas, Ashley Dunham, Julie Eckstrand, Dominik Fleischmann, Emily Ford, Elizabeth Fraulo, John French, Sanjiv S Gambhir, Geoffrey S Ginsburg, Robert C Green, Francois Haddad, Adrian Hernandez, John Hernandez, Erich S Huang, Glenn Jaffe, Daniel King, Lynne H Koweek, Curtis Langlotz, Yaping J Liao, Kenneth W Mahaffey, Kelly Marcom, William J Marks, Jr, David Maron, Reid McCabe, Shannon McCall, Rebecca McCue, Jessica Mega, David Miller, Lawrence H Muhlbaier, Rajan Munshi, L Kristin Newby, Ezra Pak-Harvey, Bray Patrick-Lake, Michael Pencina, Eric D Peterson, Fatima Rodriguez, Scarlet Shore, Svati Shah, Steven Shipes, George Sledge, Susie Spielman, Ryan Spitler, Terry Schaack, Geeta Swamy, Martin J Willemink, and Charlene A Wong. 2020. The project baseline health study: a step towards a broader mission to map human health. *NPJ Digit. Med.*, 3(1):84.
- Yuntao Bai, Saurav Kadavath, Sandipan Kundu, Amanda Askell, Jackson Kernion, Andy Jones, Anna Chen, Anna Goldie, Azalia Mirhoseini, Cameron McKinnon, Carol Chen, Catherine Olsson, Christopher Olah, Danny Hernandez, Dawn Drain, Deep Ganguli, Dustin Li, Eli Tran-Johnson, Ethan Perez, Jamie Kerr, Jared Mueller, Jeffrey Ladish, Joshua Landau, Kamal Ndousse, Kamile Lukosuite, Liane Lovitt, Michael Sellitto, Nelson Elhage, Nicholas Schiefer, Noemi Mercado, Nova DasSarma, Robert Lasenby, Robin Larson, Sam Ringer, Scott Johnston, Shauna Kravec, Sheer El Showk, Stanislav Fort, Tamera Lanham, Timothy Telleen-Lawton, Tom Conerly, Tom Henighan, Tristan Hume, Samuel R. Bowman, Zac Hatfield-Dodds, Ben Mann, Dario Amodei, Nicholas Joseph, Sam McCandlish, Tom Brown, and Jared Kaplan. 2022. *Constitutional ai: Harmlessness from ai feedback*. Preprint, arXiv:2212.08073.
- Louis Castricato, Nathan Lile, Rafael Rafailov, Jan-Philipp Fränken, and Chelsea Finn. 2024. *Persona: A reproducible testbed for pluralistic alignment*. Preprint, arXiv:2407.17387.
- CDC. 2024. National diabetes statistics report. <https://www.cdc.gov/diabetes/php/data-research/index.html>. Accessed: 2025-2-11.
- Konstantina Christakopoulou, Shibl Mourad, and Maja Matarić. 2024. *Agents thinking fast and slow: A talker-reasoner architecture*. Preprint, arXiv:2410.08328.
- Alysha L Deslippe, Alexandra Soanes, Celeste C Bouchaud, Hailee Beckenstein, May Slim, Hugues Plourde, and Tamara R Cohen. 2023. Barriers and facilitators to diet, physical activity and lifestyle behavior intervention adherence: a qualitative systematic review of the literature. *Int. J. Behav. Nutr. Phys. Act.*, 20(1):14.
- Gemini Team. 2024. *Gemini 1.5: Unlocking multi-modal understanding across millions of tokens of context*. Preprint, arXiv:2403.05530.
- Lewis R Goldberg. 1992. The development of markers for the big-five factor structure. *Psychological assessment*, 4(1):26.

- Google. 2023. [Palm 2 technical report](#). *Preprint*, arXiv:2305.10403.
- George Gui and Olivier Toubia. 2023. The challenge of using llms to simulate human behavior: A causal inference perspective. *SSRN Electronic Journal*.
- Alistair E W Johnson, Tom J Pollard, Lu Shen, Li-Wei H Lehman, Mengling Feng, Mohammad Ghassemi, Benjamin Moody, Peter Szolovits, Leo Anthony Celi, and Roger G Mark. 2016. MIMIC-III, a freely accessible critical care database. *Sci. Data*, 3(1):160035.
- Shreya Johri, Jaehwan Jeong, Benjamin A Tran, Daniel I Schlessinger, Shannon Wongvibulsin, Leandra A Barnes, Hong-Yu Zhou, Zhuo Ran Cai, Eliezer M Van Allen, David Kim, Roxana Daneshjou, and Pranav Rajpurkar. 2025. An evaluation framework for clinical use of large language models in patient interaction tasks. *Nat. Med.*, 31(1):77–86.
- Daniel Kahneman. 2011. *Thinking, Fast and Slow*. Farrar, Straus and Giroux.
- Shivani Kapania, William Agnew, Motahhare Es-lami, Hoda Heidari, and Sarah Fox. 2024. [‘simulacrum of stories’: Examining large language models as qualitative research participants](#). *Preprint*, arXiv:2409.19430.
- Harrison Lee, Samrat Phatale, Hassan Mansoor, Thomas Mesnard, Johan Ferret, Kellie Lu, Colton Bishop, Ethan Hall, Victor Carbune, Abhinav Rastogi, and Sushant Prakash. 2024. [RLAIF vs. RLHF: Scaling reinforcement learning from human feedback with AI feedback](#). *Preprint*, arXiv:2309.00267.
- Megan M MacPherson and Shabana Kapadia. 2023. Barriers and facilitators to patient-to-provider messaging using the COM-B model and theoretical domains framework: a rapid umbrella review. *BMC Digit Health*, 1(1).
- Aman Madaan, Niket Tandon, Prakhar Gupta, Skyler Hallinan, Luyu Gao, Sarah Wiegrefe, Uri Alon, Nouha Dziri, Shrimai Prabhunoye, Yiming Yang, Shashank Gupta, Bodhisattwa Prasad Majumder, Katherine Hermann, Sean Welleck, Amir Yazdanbakhsh, and Peter Clark. 2023. [Self-refine: Iterative refinement with self-feedback](#). *Preprint*, arXiv:2303.17651.
- Susan Michie, Maartje M van Stralen, and Robert West. 2011. The behaviour change wheel: a new method for characterising and designing behaviour change interventions. *Implement. Sci.*, 6(1):42.
- Suhong Moon, Marwa Abdulhai, Minwoo Kang, Joseph Suh, Widyadewi Soedarmadji, Eran Kohen Behar, and David Chan. 2024. Virtual personas for language models via an anthology of backstories. In *NeurIPS 2024 Workshop on Behavioral Machine Learning*.
- Joon Sung Park, Joseph O’Brien, Carrie Jun Cai, Meredith Ringel Morris, Percy Liang, and Michael S. Bernstein. 2023. [Generative agents: Interactive simulacra of human behavior](#). In *Proceedings of the 36th Annual ACM Symposium on User Interface Software and Technology*, UIST ’23, New York, NY, USA. Association for Computing Machinery.
- Joon Sung Park, Carolyn Q. Zou, Aaron Shaw, Benjamin Mako Hill, Carrie Cai, Meredith Ringel Morris, Robb Willer, Percy Liang, and Michael S. Bernstein. 2024. [Generative agent simulations of 1,000 people](#). *Preprint*, arXiv:2411.10109.
- Sundar Pichai. 2024. Introducing gemini 2.0: our new AI model for the agentic era. <https://blog.google/technology/google-deepmind/google-gemini-ai-update-december-2024/>. Accessed: 2025-2-13.
- Kannan Ramar, Raman K Malhotra, Kelly A Carden, Jennifer L Martin, Fariha Abbasi-Feinberg, R Nisha Aurora, Vishesh K Kapur, Eric J Olson, Carol L Rosen, James A Rowley, Anita V Shelgikar, and Lynn Marie Trotti. 2021. Sleep is essential to health: an american academy of sleep medicine position statement. *J. Clin. Sleep Med.*, 17(10):2115–2119.
- Greg Serapio-García, Mustafa Safdari, Clément Crepy, Luning Sun, Stephen Fitz, Peter Romero, Marwa Abdulhai, Aleksandra Faust, and Maja Matarić. 2023. [Personality traits in large language models](#). *Preprint*, arXiv:2307.00184.
- Tao Tu, Anil Palepu, Mike Schaeckermann, Khaled Saab, Jan Freyberg, Ryutaro Tanno, Amy Wang, Brenna Li, Mohamed Amin, Nenad Tomasev, Shekoofeh Azizi, Karan Singhal, Yong Cheng, Le Hou, Albert Webson, Kavita Kulkarni, S Sara Mahdavi, Christopher Semturs, Juraj Gottweis, Joelle Barral, Katherine Chou, Greg S Corrado, Yossi Matias, Alan Karthikesalingam, and Vivek Natarajan. 2024. [Towards conversational diagnostic AI](#). *Preprint*, arXiv:2401.05654.
- Alexander Sasha Vezhnevets, John P Agapiou, Avia Aharon, Ron Ziv, Jayd Matyas, Edgar A Duéñez-Guzmán, William A Cunningham, Simon Osindero, Danny Karmon, and Joel Z Leibo. 2023. Generative agent-based modeling with actions grounded in physical, social, or digital space using concordia. *arXiv [cs.AI]*.
- Xiaoyang Wang, Hongming Zhang, Tao Ge, Wenhao Yu, Dian Yu, and Dong Yu. 2025. [Opencharacter: Training customizable role-playing llms with large-scale synthetic personas](#). *Preprint*, arXiv:2501.15427.
- Jason Wei, Xuezhi Wang, Dale Schuurmans, Maarten Bosma, Brian Ichter, Fei Xia, Ed H. Chi, Quoc V. Le, and Denny Zhou. 2022. Chain-of-thought prompting elicits reasoning in large language models. In *Proceedings of the 36th International Conference on Neural Information Processing Systems*, NIPS ’22, Red Hook, NY, USA. Curran Associates Inc.

- Eric Yang, Tomas Garcia, Hannah Williams, Bhawesh Kumar, Martin Ramé, Eileen Rivera, Yiran Ma, Jonathan Amar, Caricia Catalani, and Yugang Jia. 2024. [From barriers to tactics: A behavioral science-informed agentic workflow for personalized nutrition coaching](#). *Preprint*, arXiv:2410.14041.
- Shunyu Yao, Jeffrey Zhao, Dian Yu, Nan Du, Izhak Shafran, Karthik Narasimhan, and Yuan Cao. 2023. [React: Synergizing reasoning and acting in language models](#). *Preprint*, arXiv:2210.03629.
- Sofia Yfantidou, Christina Karagianni, Stefanos Efstathiou, Athena Vakali, Joao Palotti, Dimitrios Pan-teleimon Giakatos, Thomas Marchioro, Andrei Kazlouski, Elena Ferrari, and Sarunas Girdzijauskas. 2022. LifeSnaps, a 4-month multi-modal dataset capturing unobtrusive snapshots of our lives in the wild. *Sci. Data*, 9(1):663.
- Huizi Yu, Jiayan Zhou, Lingyao Li, Shan Chen, Jack Gallifant, Anye Shi, Xiang Li, Wenyue Hua, Mingyu Jin, Guang Chen, Yang Zhou, Zhao Li, Trisha Gupte, Ming-Li Chen, Zahra Azizi, Yongfeng Zhang, Themistocles L. Assimes, Xin Ma, Danielle S. Bitterman, Lin Lu, and Lizhou Fan. 2024. [Aipatient: Simulating patients with ehRs and llm powered agentic workflow](#). *Preprint*, arXiv:2409.18924.

A LifeSnaps Dataset Preprocessing

The age and the gender of the participants in the LifeSnaps dataset were available in two categories: “under 30” and “over 30”, and “male” and “female”. Of the 71 participants, we excluded 3 individuals whose age or gender data were missing in the dataset, resulting in 68 individuals. BMI was classified into four categories following a standard practice and terms: “underweight” ($BMI < 19$), “normal” ($19 \leq BMI < 25$), “overweight” ($25 \leq BMI < 30$), and “obese” ($BMI \geq 30$).

Given longitudinal LifeSnaps data over four months, we computed the mean and the standard deviation of sleep duration. The mean sleep duration was included in the vignettes in the number of hours. Participants with whose standard deviation of duration was no more than 1.5 hours were considered to have “consistent” sleep duration, and the rest were considered to have “variable” sleep duration.

B Synthetic User Prompt Generation for the Sleep Domain

Prompt components: **Vignette**, **Context**, and **Instructions**. A Context consists of the synthetic user’s **Name** and the entire **conversational transcript** so far.

Nicole is female. She is more than 30 years old. She typically sleeps for 8 hours at night. Her sleep duration is highly variable. Her sleep efficiency is typically at 94%. She is underweight. She is neither introverted nor extraverted. She is highly agreeable. She is moderately conscientious. She feels unstable. She is highly intellectual. (...)

You are Nicole.

Your last observations are:

Nicole - “I’m struggling with getting enough sleep. I’d like to sleep 7-8 hours a night consistently so I can improve my energy levels at work and be more present for my family, but my demanding work schedule and racing thoughts make it difficult.”

COACH - “It’s completely understandable that a demanding work schedule and racing thoughts can make sleep a challenge. Wanting better energy and to be more present for your family are fantastic goals! Is there something specific you’ve tried in the past to help with sleep, or something you’d like to try now?” (...)

Given the above, generate what Nicole would say to the COACH next in this conversation. Respond in the format “Nicole - ...”. If the COACH has asked for input, make sure to generate specific and detailed answer to the question. Bear in mind the primary sleep concern, sleep goals, reasons for those goals, and barriers of Nicole provided above. The tone and style of the conversation should match Nicole’s descriptions above.

C Sleep Profile Generation

The following prompt was used to generate sleep profiles for synthetic users based on LifeSnaps, where [name] is randomly sampled and [background_info] is generated by real data.

Here is some background information about a fictional person, called [name]. I want to create a fictional profile of [name]. The sleep profile should be in a structured JSON format, including these fields: "primary_sleep_concern", "sleep_goals", "reasons_for_goals", "barriers". "primary_sleep_concern" must be a single string. "sleep_goals" must be a list of strings. "reasons_for_goals" must be a list of strings. "barriers" must be a list of strings. Be creative and make up stories if you need to, but make sure the JSON sleep profile is consistent with the given background information. Your response must start with a justification of each field you create, followed by the structured JSON. It’s important that you only use escaped double quotes and single quotes, as well as escaped backslashes to not break the JSON format. It’s also important that you respect the JSON format.

Background information: "[background_info]"

Response:

D Prompts for fuzzy matching sleep profiles

For fuzzy-matching two descriptions of primary sleep concerns to account for paraphrasing, the following prompt was used for an instruction-tuned high-performance LLM.

I would like you to answer this question.

The following are two descriptions of someone's primary sleep concern, A and B:

A: "[description A]"

B: "[description B]"

Does A and B generally communicate compatible sleep concerns? They do not have to match completely, but I want to know whether they GENERALLY describes similar concerns. It is okay if some specific details are different.

Start your answer with Yes or No, followed by an explanation.

For fuzzy-matching a list of sleep attributes (such as sleep goals and barriers), the following prompt was used to generate precision and recall.

I would like you to answer two questions. I have two lists of [field name] of a person. I want to know how they match well with each other. There are [length of list A] items in the list A, and there are [length of list B] items in the list B:

A: [list A]

B: [list B]

My two questions are: How many of the items in the list A are also generally represented in the list B? And how many items in the list B are also generally represented in the list A?

When finding a match, not all the details need to match. I just want to know whether each item is generally represented in the other list, while some specific details may be different.

Start your answer with two numbers separated by a comma and followed by a period, representing the answers to the two questions, for example "3, 2.". Add your explanation after this answer.

E COM-B categories

COM-B Category	Barriers
Psychological Capability	Don't know the Basics, Don't know the consequences, Planning fallacy, Memory
Physical Capability	Decision fatigue, Physical limitations
Social Opportunity	Lack of social support, Conflicting opinions, Impact on others, peer pressure
Physical Opportunity	Geographic limitations, Affordability or costs, Lack of equipment, Switching settings
Reflective Motivation	Poor self-efficacy, Competing priorities, Lack of desire without reasons, Boredom
Automatic Motivation	Present bias, Anchoring effect, Gut feelings

F COM-B Category Distribution

The COM-B sub-category distribution was 25% reflective motivation, 21% psychological capability, 19% physical opportunity, 15% social opportunity, 12% automatic motivation, 9% physical capability. This relative distribution of the barriers were also observed in related studies (MacPherson and Kapadia, 2023).

G PBHS Diabetes Data Preprocessing

First, we filtered the PBHS dataset to include only individuals diagnosed with type 2 diabetes, resulting in a cohort of 345 individuals. For each individual, we leveraged their comprehensive demographic, socioeconomic, clinical, and behavioral survey data. The data encompassed a range of variables, including age, sex, race, marital status, smoking status, education level, income, insurance coverage, household size and structure, social interactions (measured through gatherings, phone calls, and text messages), attendance at organizational meetings, and employment status. Additionally, clinical parameters such as diagnosed conditions, Hemoglobin A1c (HbA1c) levels, blood glucose measurements, (systolic/diastolic) blood pressure, and body mass index (BMI) were used. Furthermore, the survey data underwent manual coding to identify if any of the individuals reported experiencing any relevant symptoms of the 21 identified barriers as their primary challenges. This coding process ensured that the nuanced, self-reported experiences of the individuals were captured and integrated into the development of our simulated user profiles.

H PBHS Diabetes Data Attributes

The following fields from PBHS data were used as input for synthetic user vignette generation (see Appendix J).

Data Category	Attribute
Basic demographics	Age at enrollment
Basic demographics	Race
Basic demographics	Marital status
Basic demographics	Education
Basic demographics	Income
Basic demographics	Employment status
Social environment	People living at home
Social environment	Number of people under 18 living at home
Social environment	Weekly number of friend and family gatherings
Social environment	Weekly number of phone calls with friends and family
Social environment	Weekly number of texts with friends and family
Social environment	Weekly attendance to social organization meetings
Health data	Smoking status
Health data	Has insurance
Health data	Diagnostic conditions
Medical measurements	Hemoglobin A1C (HbA1c)
Medical measurements	Blood Glucose (mg/dl)
Medical measurements	Systolic and diastolic blood pressure
Medical measurements	Body Mass Index (BMI)
Barrier	Matched barrier from PBHS data

I Synthetic User Prompt for the Diabetes Domain

Prompt components: **Data**, **Vignette**, and **Instructions**. **Data** is the synthetic user's demographic, social, and medical data from PBHS. **Vignette** is the backstory of synthetic user's barriers and **Data** summarized in a few sentences. Conversation history is tracked and accounted for separately through a stateful chat session to ensure synthetic user is consistent.

You are a patient with cardiometabolic condition using a digital chat based application, below is your specific role. Pursue the conversation and the AI Coach will work with you. Reference your patient details and bring up information that can be relevant to the conversation. ONLY write out the

conversation (not the breathing nor internal thoughts).

Patient details: [PBHS data (..)]

John is a 31-year-old working dad, with a busy life. He lives with his partner and three young children and is trying to juggle work and family life. He knows he needs to eat better to manage his diabetes with an HbA1c of 6.7 and a high blood glucose level of 305, and he genuinely wants to improve. He often tells himself he will eat a healthy lunch, but finds himself eating fast food because he didn't have time to pack a lunch or get the right groceries the night before. He knows he's not doing his best, and feels like he is letting himself down, but also feels overwhelmed and unsure of where to even begin.

Now it's your turn to speak, you are the patient. You should follow your role and continue the conversation based on the AI Coach's last message.

- Make sure you focus on the backstory section of the patient details - specifically the BARRIER the patient is facing.
- Use the other patient details as supporting information in a natural, smooth way if necessary. When using those details, make sure to talk like a regular patient (change medical jargon to common speak) and not a doctor.
- DO NOT hallucinate or make up any new information that are not in the patient details. Stick to the context in the backstory presenting the barrier / challenge.
- Make sure to follow the communication style given in the patient details.
- You should only respond with at most 2 sentences per turn.

J Diabetes Synthetic User Vignette Generation

J.1 Initial Vignette Generation

Prompt components: **Data**, **Barrier**, **Few Shot Examples**, and **Instructions**. **Data** is the synthetic user's demographic, social, and medical data from PBHS. **Few Shot Examples** are example synthetic user vignettes in JSON format to guide vignette generation. **Barrier** is the barrier the synthetic user is facing randomly selected from a prior distribution. The prompt below is for our test vignette; for the baseline vignette, we exclude health data and attributes unique to PBHS.

You are an expert in creating realistic patient vignettes for a digital health app with an AI coach providing goals achievement support for patients with diabetes. You are tasked with creating a realistic vignette for a patient working on their health goals. Given a barrier that a patient is experiencing, fill in the the following possible parameters that are aligned to each other and to the barrier, realistic for a diabetes patient, and collectively and informatively represent the barrier.

Here is the barrier the patient is experiencing: [Barrier]

Here are the possible parameters you can fill in: [PBHS Data (...)]

Include the following additional parameters as well:

- Name: Patient's name matching the patient SEX provided.
- Tone: (formal, academic, casual, playful, agreeable, antagonistic, resistant, depressed, apathetic)
- Verbosity: (Shares intentional, complete sentences, responds to each

question asked; Responds in short sentences or phrases; Shares unrelated information / overshares)

- Confidence: (High confidence and self awareness, knows themselves and conveys accurately; Concerned for appearance, erring towards aspirational self, overly optimistic view of oneself; Low confidence, convinced they are likely doing something wrong, apologetic)

Here are the rules for creating the vignette:

- First, fill in each field of the parameters with a realistic value that is aligned with the barrier. The values can be numerical values or short free text descriptions.
- Then, provide a short backstory paragraph that describes the patient's situation, including the filled in parameters. The paragraph should be realistic and informative to represent the barrier.
- IMPORTANT: It is critical that the specific barrier term is not used in the vignette, including the backstory. The vignette should represent the barrier without explicitly mentioning it.

Here is an example of a vignette with the barrier of [Barrier]:
[Few shot examples]

Your final output should be the following, in JSON format.

```
{{  
  "reasoning": <Your reasoning behind the vignette you are generating>,  
  "vignette": <The vignette you have created in valid python dictionary format  
  with keys containing the relevant parameter fields with an additional key  
  containing the overall backstory.>  
}}
```

Think step by step, and validate your reasoning with your text.

J.2 Vignette Generation Improvement

After initial generation, we developed another “verifier LLM” to improve the quality of the vignettes. This verifier LLM edited components of the vignette and backstory to ensure that they were realistic and consistent with each other. This idea of “self-refinement” was inspired by existing literature (Madaan et al., 2023; Yao et al., 2023), but we used a separate LLM with fewer iterative steps. The prompt used by our verifier LLM is shown below.

Prompt components: **Vignette**, **Barrier**, **Few Shot Examples**, and **Instructions**. **Vignette** is the initially generated synthetic user vignette to improve. **Few Shot Examples** are example synthetic user vignettes in JSON format to guide vignette generation. **Barrier** is the barrier the synthetic user is facing randomly selected from a prior distribution.

You are an expert in realistic patient vignettes for a digital health app with an AI coach providing goals achievement support for patients with diabetes. You are tasked with improving / editing an existing realistic patient vignette provided to you.

Use the following methods to improve the vignette and parameters:

- 1) Remove information that causes the vignette to be unrealistic or misaligned with the barrier.
- 2) Ensure the vignette is representative to ONLY the barrier provided to you, without explicitly mentioning the barrier.

- 3) Add information that makes the vignette more realistic.
- 4) Double check that the backstory is using the correct age field and not hallucinating.
- 5) Remove any unnecessary formatting (curly brackets, hallucinations, etc).

Here is the barrier the patient is experiencing: [Barrier]

Your final output should be the following, in JSON format.

```

{{
  "reasoning": <Your reasoning behind how you improved the vignette>,
  "vignette": <The vignette you have improved in valid python dictionary
  format with the exact same keys as the provided vignette.>
}}
```

Think step by step, and validate your reasoning with your text.

Improve the following vignette: [Vignette]

EXAMPLES:

[Few Shot Examples (...)]

K Diabetes Evaluation

Human experts were asked to provide insights by responding to the following evaluative questions:

1. The vignette informatively represents the specified barrier. (Y/N)
2. The information in the vignette is self-consistent. (Y/N)
3. The traits in the vignette are realistic for a cardiometabolic patient. (Y/N)
4. The patient simulator's communication style specified in the vignette is reflected in the conversation. (Y/N)
5. The patient simulator's responses are consistent with the vignette. (Y/N)
6. The patient simulator informatively demonstrates the barrier specified in the vignette. (Y/N)
7. The coaching agent's diagnosis of patient barriers is reasonable given the conversation alone. (Y/N)

L Diabetes Evaluation Results

Question	Expert 1 Yes Response Rate	Expert 2 Yes Response Rate	Expert 3 Yes Response Rate	All Experts Yes Rate
Q1: Vignette is informative	0.88	0.92	0.84	0.76
Q2: Vignette is self consistent	0.72	0.88	0.80	0.68
Q3: Vignette is realistic	0.88	0.76	0.96	0.68
Q4: Simulator portrays correct communication style	0.88	0.88	1.00	0.76
Q5: Simulator is consistent with vignette	0.96	0.96	1.00	0.92
Q6: Simulator demonstrates barrier	1.00	1.00	1.00	1.00
Q7: Coach diagnoses reasonable barrier	0.96	1.00	0.92	0.92

M Diabetes Baseline vs. Test Comparison Questions

Human experts were asked the following evaluation questions when comparing baseline vs. test set conversations:

1. Which of the two portrays one consistent barrier from the patient? (Y / N / Similar)
2. Which of the two conveys the original barrier more accurately? (Y / N / Similar)
3. Which of the two is more informative in understanding the patient? (Y / N / Similar)

N Reference Distribution vs. LLM-Generated Distribution of Barriers In Simulated Conversations

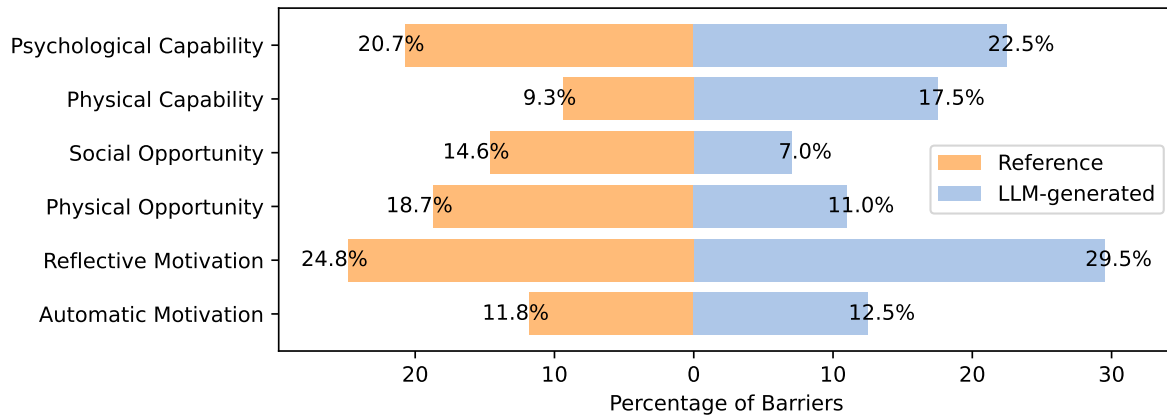


Figure A1: **Reference distribution vs LLM-generated distribution of barriers observed in simulated conversations.** The reference is the distribution of barriers observed in cardiometabolic behavioral literature. The LLM-generated distribution are extracted by the diabetes coaching agent in 200 simulated conversations.