

Aspect-Guided Multi-Level Perturbation Analysis of Large Language Models in Automated Peer Review

⚠ **WARNING:** This paper contains model outputs that may be considered offensive.

Jiatao Li^{1,2}, Yanheng Li³, Xinyu Hu¹, Mingqi Gao¹, Xiaojun Wan¹

¹Wangxuan Institute of Computer Technology, Peking University

²Information Management Department, Peking University

³Renmin University of China

leejames@stu.pku.edu.cn, yanheng@ruc.edu.cn

{huxinyu, gaomingqi, wanxiaojun}@pku.edu.cn

Abstract

We propose an *aspect-guided, multi-level perturbation framework* to evaluate the robustness of Large Language Models (LLMs) in automated peer review. Our framework explores perturbations in three key components of the peer review process—papers, reviews, and rebuttals—across several quality aspects, including contribution, soundness, presentation, tone, and completeness. By applying targeted perturbations and examining their effects on both *LLM-as-Reviewer* and *LLM-as-Meta-Reviewer*, we investigate how aspect-based manipulations, such as omitting methodological details from papers or altering reviewer conclusions, can introduce significant biases in the review process. We identify several potential vulnerabilities: review conclusions that recommend a “strong reject” may significantly influence meta-reviews, negative or misleading reviews may be wrongly interpreted as thorough, and incomplete or hostile rebuttals can unexpectedly lead to higher acceptance rates. Statistical tests show that these biases persist under various Chain-of-Thought prompting strategies, highlighting the lack of robust critical evaluation in current LLMs. Our framework offers a practical methodology for diagnosing these vulnerabilities, thereby contributing to the development of more reliable and robust automated reviewing systems.

1 Introduction

Peer review, the cornerstone of scientific validation, is facing increasing strain due to the rapid growth in manuscript submissions (Bornmann and Mutz, 2015). The traditional review process is facing challenges in securing sufficient qualified reviewers, and it remains both time-consuming and inherently subjective. (Aczel et al., 2021). This has led to explorations of automated and semi-automated reviewing pipelines, leveraging recent advances in Large Language Models (LLMs) (OpenAI et al., 2024).

LLMs hold the potential to accelerate peer review by drafting critiques, summarizing papers, and consolidating feedback (Weissgerber et al., 2021). Early studies suggest some overlap between LLM-assisted reviews and human reviews, and AI conferences already report non-trivial use of AI in the review process (Liang et al., 2024a). This has spurred proposals for fully automated peer review systems (Tyser et al., 2024).

However, concerns about the reliability, fairness, and transparency of LLM-based reviews remain paramount. While existing research has highlighted LLM vulnerabilities like hallucination, bias, and susceptibility to adversarial edits (Zeng et al., 2024; Gallegos et al., 2024; Xie et al., 2023; Ye et al., 2024), these studies often focus on isolated aspects of the review process. They do not fully capture the complex interplay among the *paper*, the *reviews*, and the *author rebuttal*—the three core components of peer review. Crucially, prior work lacks a unified, multi-level framework to systematically analyze how targeted manipulations of each component propagate through an LLM-based review pipeline, impacting both individual review scores and the overall meta-review decision.

To address this critical gap, we propose an *aspect-guided, multi-level perturbation analysis* for evaluating LLMs in automated peer review. Our framework (Figure 1) modifies each component—paper, review, and rebuttal—along key aspects (e.g., contribution, tone). We focus on single-target perturbations: we alter only one of the paper, the reviews, or the rebuttal at a time. This creates a perturbed input alongside the original, unperturbed input. These inputs are fed into either *LLM-as-Reviewer* (for paper perturbations) or *LLM-as-Meta-Reviewer* (for any of the three perturbation types). Comparing outputs from these scenarios reveals how single-target manipulations, such as removing key methods or flipping a reviewer’s recommendation, cascade through the sys-

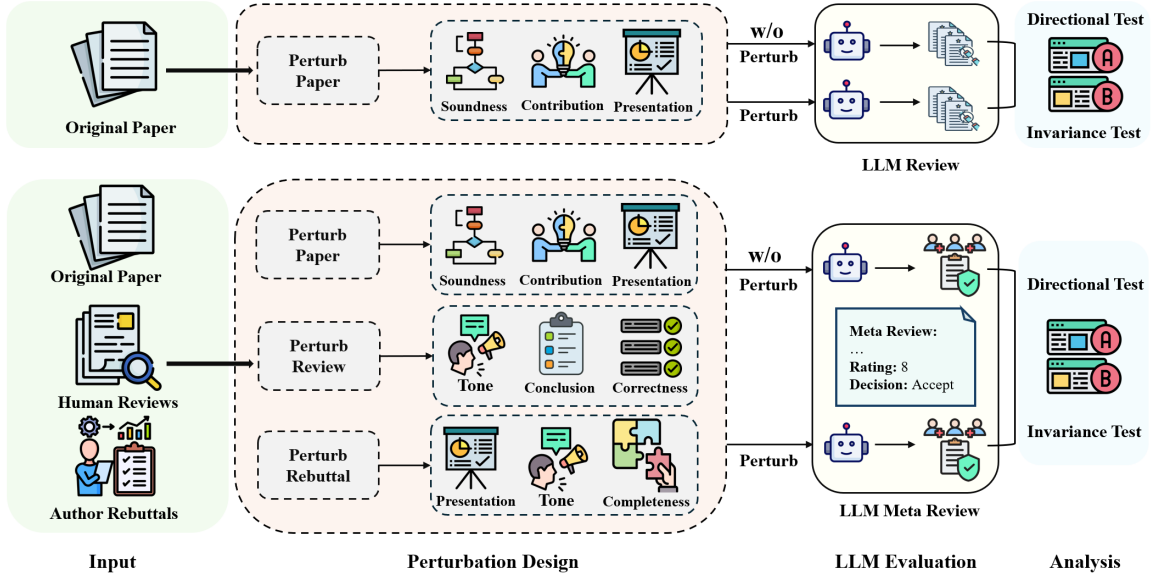


Figure 1: Overview of Our Single-Target Perturbation Approach. We perturb only one component at a time – either the paper, the reviews, or the rebuttal – and then observe the effect of that single change on the LLM acting as either a reviewer or a meta-reviewer.

tem, impacting scores and decisions.

Analyzing 508 accepted ICLR 2024 papers, we find that LLM-based reviewing pipelines often fail to discount biased or erroneous signals. Even without altering a paper’s underlying quality, manipulations such as adding false criticisms, flipping a positive recommendation, or withholding key rebuttal details can disproportionately shift system verdicts. These distortions even persist under various Chain-of-Thought prompting strategies. Our findings highlight the need for stronger oversight, adversarial defenses, and transparent review processes before fully automating scholarly peer review.

Our contributions are threefold: ¹:

- We curate a dataset comprising 79,302 adversarial, aspect-guided text edits, which incorporate perturbations across nine distinct aspects affecting reviews, papers, and rebuttals, all guided by our perturbation aspect taxonomy.
- Our *aspect-guided, multi-level* approach effectively integrates both LLM reviewer and meta-reviewer perturbations, employing directional and invariance tests to assess the impact of these perturbations.
- Our findings illuminate vulnerabilities within the LLM-based review system, revealing that

¹Our code and data will be released to the community to facilitate future research.

the “strong reject” conclusion can overshadow all other feedback. Furthermore, hostile or erroneous critiques may be misinterpreted as thoroughness, underscoring the urgent need for enhanced safeguards.

2 Perturbation Design

We present our framework for assessing the robustness of LLMs in automated peer review. By introducing targeted perturbations at various components—specifically to the paper, the reviews, and the rebuttal—and across multiple quality dimensions, we are able to evaluate the effects of these manipulations on the behavior of LLMs functioning as both reviewers and meta-reviewers. We first describe the LLM roles within our framework, then formalize our single-target perturbation approach, detail the specific perturbation strategies, and finally describe the statistical tests used for analysis.

2.1 LLM Roles in Peer Review

We define two distinct roles for the LLMs in our framework, mirroring the human roles in the peer review process:

LLM-as-Reviewer This LLM role, denoted as M_{rev} , processes only the paper text, p , and outputs dimension-specific scores (e.g., Contribution, Soundness, Presentation) plus a final recommenda-

tion: $M_{\text{rev}}(p) \rightarrow \text{LLM Review}$.²

LLM-as-Meta-Reviewer This LLM role, denoted as M_{meta} , takes as input the paper, p , multiple reviews, $\{r_i\}$, and the rebuttal, b : $M_{\text{meta}}(p, r_1, \dots, r_k, b) \rightarrow \text{LLM Meta-Review}$. It produces an overall score and final decision, reflecting the integrated viewpoints of multiple reviewers and the authors’ responses.

2.2 Single-Target Perturbation

To analyze how each component (paper, review, rebuttal) affects LLM-based evaluations, we introduce a *single-target* perturbation approach. This means that we modify only one of these components at a time. Let $T = (p, r_1, \dots, r_k, b)$ denote the original, unperturbed inputs (the paper, a set of reviews, and the rebuttal). We define three perturbation functions:

1) $F_{\text{paper}}(T)$: Modifies the paper, resulting in (p', r_1, \dots, r_k, b) . 2) $F_{\text{review}}(T)$: Modifies the reviews, resulting in $(p, r'_1, \dots, r'_k, b)$. 3) $F_{\text{rebuttal}}(T)$: Modifies the rebuttal, resulting in (p, r_1, \dots, r_k, b') .

Applying any of these functions, $F_\alpha(T)$, produces a perturbed input, T' . We then compare the LLM outputs for the perturbed input, o_{pert} , with the unperturbed baseline outputs, o_{base} . For paper perturbations, we evaluate both $M_{\text{rev}}(p')$ and $M_{\text{meta}}(p', r_1, \dots, r_k, b)$. For review or rebuttal perturbations, we keep the paper, p , constant and evaluate only the meta-reviewer: $M_{\text{meta}}(p, r'_1, \dots, r'_k, b)$ or $M_{\text{meta}}(p, r_1, \dots, r_k, b')$.

2.3 Perturbation Taxonomy

We introduce a perturbation taxonomy (Figure 2) designed to rigorously assess the robustness of LLMs against targeted manipulations of the core peer review components: paper, review, and rebuttal.

Paper-Level 1) The perturbation of contribution exaggerates or distorts the novelty and discoveries, 2) the perturbation of soundness removes or conceals essential technical details, 3) the perturbation of presentation introduces typographical errors or disorganized text that undermine the clarity of the paper.

²In practice, a human reviewer may also consult the rebuttal or engage in follow-up discussions, but some do not consistently do so. For simplicity and experimental tractability, our *LLM-as-Reviewer* setting only ingests the paper.

Review-Level 1) The perturbation of tone injects hostility or negativity into reviewer comments, 2) the perturbation of factual correctness introduces false statements as criticisms, 3) the perturbation of conclusion changes a positive recommendation into a strong rejection.

Rebuttal-Level 1) The perturbation of tone makes the author’s response hostile, 2) the perturbation of presentation degrades the clarity of the rebuttal through poor formatting or typos, 3) the perturbation of completeness omits substantive replies to major reviewer concerns.

Further implementation details for each aspect appear in Appendix A.

2.4 Statistical Tests

Our framework encompasses two core methods for assessing performance shifts:

Directional Test The *Directional Test* determines whether meaningful perturbations produce the expected *direction* of change in model outputs (e.g., lowered scores for more flawed content). Concretely, we employ the **Wilcoxon Signed-Rank Test** (Wilcoxon, 1945) to detect if the model’s scores significantly increase or decrease after perturbation.

Invariance Test The *Invariance Test* checks whether irrelevant changes fail to produce significant differences, implying the model should yield *invariant* outputs if the core content remains unaffected. We adopt the **Two One-Sided Tests (TOST)** (Lakens, 2017) procedure for equivalence.

3 Experimental Setup

Data Collection We focus on *accepted* ICLR 2024 papers to ensure a robust baseline for our perturbation tests. Accepted papers are more likely to be well-written and methodologically sound, allowing us to isolate the effects of our perturbations. Using a stratified sample that mirrors official acceptance proportions (poster, spotlight, oral), we obtain **508** papers (406 posters, 83 spotlights, 19 orals), each with multiple reviews and a rebuttal. To preserve structural fidelity (e.g., formulas, tables), we rely on the ICLR 2024 parsed dataset by Yu et al. (2024), which encodes math formulas, tables to \LaTeX and keeps section hierarchies for reliable LLM processing.

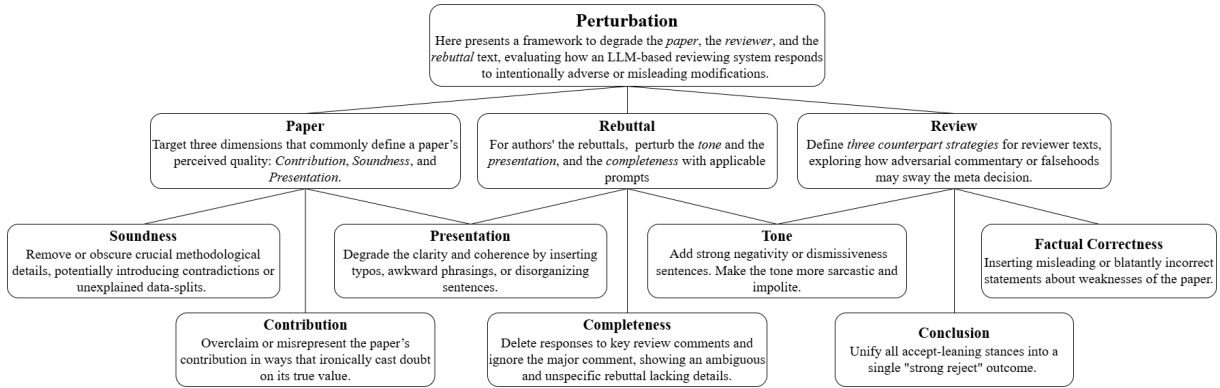


Figure 2: Taxonomy of perturbation strategies for altering the **paper**, **review**, or **rebuttal** text.

Review Setup To ensure our evaluation aligns with real-world peer review practices, we primarily follow ICLR guidelines³ to structure both *LLM-as-Reviewer* and *LLM-as-Meta-Reviewer* outputs. For *LLM-as-Reviewer*, we use the ICLR template covering strengths, weaknesses, numeric ratings (1–4 for each dimension), and a final recommendation (1–10). For *LLM-as-Meta-Reviewer*, we compare three configurations: a minimal version outputting only an overall score (None CoT), a version assigning separate scores for each dimension (Dimension CoT), and an ICLR-based template offering brief justifications (Template CoT). This setup allows us to observe how different levels of explanation affect susceptibility to manipulative inputs.

LLMs We adopt *GPT-4o* (Achiam et al., 2023) as our primary large language model for both generating text perturbations (paper, review, and rebuttal) and producing the subsequent reviews or meta-reviews. Additionally, we evaluate *gemini-2.0-flash-001* (Team et al., 2024) on the same tasks as additional results in Appendix D, allowing for a comparative analysis of their responses under identical perturbation scenarios. All models are prompted in zero-shot setting⁴.

4 LLM as Reviewer

In this section, We present the results of applying the perturbation framework to the *LLM-as-Reviewer* role. We analyze how targeted modifications to the input paper affect the LLM’s generated reviews and scores. Our analysis is structured around two key tests: a directional test (as-

³<https://www.iclr.cc/Conferences/2024/ReviewerGuide>

⁴Following prior work (Yu et al., 2024; Jin et al., 2024), we use a zero-shot setting due to the extensive input context length, which makes few-shot prompting impractical.

sessing whether perturbations cause changes in the expected direction), an invariance test (examining whether perturbations lead to changes where they should not), and a summary of key takeaways.

Table 1 shows the average differences in scores between the perturbed and baseline (unperturbed) conditions. Table 2 presents the results of statistical tests (both Wilcoxon Signed-Rank Test for directional changes and Two One-Sided Tests (TOST) for invariance) to determine the significance of the observed changes.

Aspect	Contr.	Sound.	Prese.	Overall
Contribution	<u>-0.03</u>	<u>-0.02</u>	<u>-0.01</u>	<u>-0.04</u>
Soundness	<u>-0.02</u>	-0.00	-0.00	<u>-0.07</u>
Presentation	0.00	<u>-0.01</u>	-0.00	<u>-0.04</u>

Table 1: Average score differences (perturbed - baseline) for LLM-as-Reviewer, by perturbation aspect (rows) and affected score (columns). Dimension scores: 1-4; Overall Rating: 1-10. Shading indicates magnitude; negative values are underlined.

4.1 Directional Test

The directional test evaluates whether modifications aimed at undermining specific aspects of the paper (Contribution, Soundness, Presentation) lead to statistically significant reductions in the corresponding scores and overall rating.

1) Contribution Perturbation: Exaggerating claims of novelty results in small average decreases across all scores (see Table 1), ranging from -0.01 to -0.04. Although all scores show a decrease on average, Table 2 indicates that none of these reductions are statistically significant, as they fall within the equivalence margin.

2) Soundness Perturbation: Omitting key methodological details leads to the largest aver-

Aspect	Score Column	Direction
Contribution	contribution_score	↔ (NSD + Equiv)
	soundness_score	↔ (NSD + Equiv)
	overall_score	↔ (NSD + Equiv)
	presentation_score	↔ (NSD + Equiv)
Presentation	contribution_score	↔ (NSD + Equiv)
	soundness_score	↔ (NSD + Equiv)
	overall_score	↔ (NSD + Equiv)
	presentation_score	↔ (NSD + Equiv)
Soundness	contribution_score	↔ (NSD + Equiv)
	soundness_score	↔ (NSD + Equiv)
	overall_score	↔ (NSD + Equiv)
	presentation_score	↓ (before > after)

Table 2: Statistical test results for LLM-as-Reviewer, by perturbation aspect and score. ↔: No Significant Difference + Equivalence (Wilcoxon and TOST); ↓: Significant decline (Wilcoxon). Equivalence margins: ± 0.5 (dimension scores), ± 1.0 (overall score).

age decrease in the overall rating (-0.07, as shown in Table 1), along with a significant decrease in the presentation score (refer to Table 2). However, the soundness score itself does not experience a significant decrease.

3) Presentation Perturbation: Introducing typos and disorganization results in a small average decrease in the overall score (-0.04) and in the soundness score (-0.01), as indicated in Table 1. Nonetheless, Table 2 reveals that these changes are also not statistically significant and remain within the equivalence margin.

4.2 Invariance Test

The invariance test examines whether perturbations to one aspect of the paper (e.g., presentation) inappropriately affect scores for other aspects (e.g., contribution, soundness). We expect a robust system to exhibit invariance: changes to presentation quality, for instance, should not significantly impact judgments of contribution or soundness. We use the Two One-Sided Tests (TOST) procedure to assess equivalence when determining no significant difference with the Wilcoxon test. Table 2 shows the results.

1) Contribution Perturbation: As anticipated, and confirmed by TOST, perturbations to the contribution aspect do not significantly affect the scores of other dimensions (all ↔).

2) Presentation Perturbation: Similarly, superficial changes to presentation do not significantly alter scores of contribution or soundness, demonstrating appropriate invariance (all ↔).

3) Soundness Perturbation: Critically, while the

Soundness score itself shows no significant difference (and TOST confirms equivalence, ↔), the Presentation score shows a statistically significant decrease (↓). This violates the expected invariance: a flaw in soundness is being misattributed to an issue in presentation.

4.3 Takeaways

Based on the results above, the *LLM-as-Reviewer* experiments reveal several key vulnerabilities:

1) Limited Sensitivity to Substantive Flaws

While the LLM penalizes some paper-level manipulations, these penalties are often mild, especially for issues related to contribution and presentation. The negative directional changes, though aligned with our expectation, are not evidential enough to show statistical significance.

2) Misinterpretation of Missing Information

The most significant finding is that the LLM sometimes penalizes abstract methodological details without explanation (which is caused by the paper soundness perturbation) as presentation problems, rather than recognizing them as core soundness issues (e.g., see Figure 18 in Appendix F). This is a clear violation of expected invariance and reveals a fundamental misunderstanding of the different quality dimensions.

3) Partial Robustness to Superficial Errors

The LLM does demonstrate appropriate invariance to superficial presentation errors when assessing contribution and soundness. This indicates some degree of robustness, but it is overshadowed by the more serious vulnerabilities.

These findings highlight the need for more sophisticated mechanisms to ensure that LLM-based reviewers accurately assess the core scientific contributions and methodological rigor of research papers and that they correctly attribute flaws to the appropriate quality dimensions.

5 LLM as Meta Reviewer

We then turn to present the results of applying our perturbation framework to the *LLM-as-Meta-Reviewer* role. We analyze how targeted modifications to the paper, reviews, and rebuttal influence the LLM’s generated meta-reviews, overall scores, and final decisions. The analysis is structured around two key tests: a directional test (assessing changes in the expected direction) and an invari-

ance test (examining changes where they should not occur), and a summary of key takeaways.

Table 3 presents the average differences in *LLM-as-Meta-Reviewer* overall score between the perturbed and baseline (unperturbed) inputs, and Figure 3 demonstrates the changes in acceptance rates after perturbation. By the Wilcoxon Signed-Rank Test and Two One-Sided Tests (TOST), we assess the significance of these differences of overall score and acceptance rate across various perturbation aspects and different chain-of-thought prompting styles, with the results in Table 4.

Mode	Aspect	Dimension	None	Template
Paper	Contribution	0.08	0.34	0.47
	Soundness	0.09	0.36	0.48
	Presentation	0.06	0.32	0.47
Review	Tone	0.08	0.17	0.18
	Correctness	0.06	0.27	0.42
	Conclusion	<u>-0.01</u>	<u>-1.65</u>	<u>-0.58</u>
Rebuttal	Tone	0.07	0.09	0.17
	Completeness	0.09	0.14	0.15
	Presentation	0.08	0.09	0.16

Table 3: Average overall score differences (perturbed - baseline) for *LLM-as-Meta-Reviewer*. Rows: Perturbation mode (Paper, Review, Rebuttal) and aspect. Columns: CoT prompt (Dimension, None, Template). Score range: 1-10. Underlined: negative; shading: magnitude.

5.1 Directional Test

The directional test assesses whether the perturbations contribute to directional changes in the LLM’s meta-review outputs. Specifically, we use the Wilcoxon Signed-Rank Test to determine if there are statistically significant differences in scores and shifts in final decision categories. We expect decreases in scores and a shift towards rejection when it comes to **the perturbations of paper and rebuttals**, since both of them are highly connected to degrading the quality of the paper as well as authors’ responses.

Paper Perturbations 1) Overall Score: Contrary to expectations, all three paper-level perturbations (paper contribution, soundness, and presentation) generally lead to increases in the overall score assigned by the meta-reviewer (Table 3, Mode=Paper), and these increases are identified as statistically significant differences, indicated by the green up arrows in Table 4 (Mode=Paper, Overall Score).

2) Final Decision: Figure 3 and Table 4 (Mode=Paper, Final Decision) show the impact and the test results of the paper acceptance rate, respectively. Similar to the overall score results, we observe that paper perturbations often increase the likelihood of acceptance with statistical significance.

Rebuttal Perturbations 1) Overall Score: Making the rebuttal incomplete (perturbation of rebuttal completeness), using a hostile tone (perturbation of rebuttal tones), or degrading clarity (perturbation of review presentation) of authors’ rebuttals paradoxically increases the overall score assigned by the meta-reviewer in most cases with the significance confirmed in Table 4 (Mode=Rebuttal, Overall Score).

2) Final Decision: Figure 3 shows a similar increasing trend pattern of acceptance rate for rebuttal perturbation. Incomplete, hostile, or unclarified rebuttals may increase the probability of acceptance. This trend is also supported by the directional test result in Table 4 (Mode=Rebuttal, Final Decision), except for the None-CoT setting.

5.2 Invariance Test

The invariance test examines whether **review-level perturbations** to one component (tone, factual correctness, conclusion) inappropriately influence the meta-review outputs, since an ideal meta-reviewer is expected to be capable of recognizing malicious reviews and minimizing their impacts. For example, changing the tone of a review should not significantly alter the meta-reviewer’s assessment of the paper’s overall score and final decision.

We focus on whether the overall scores from Table 3 (mode=review) and the acceptance rate from Figure 3 (review perturbations) remain invariant when review-level aspects are perturbed. Note that the “Overall Score” and “Final Decision” are both expected to potentially change under paper-level and rebuttal-level perturbations (e.g., an offensive rebuttal tone, while not directly related to soundness, could legitimately lower the overall assessment), which have been checked in the directional test and would not be discussed here.

Review Perturbations 1) Overall Score: Flipping the reviewer’s conclusion to “Overall Score=1, strong reject” (perturbation of review conclusion) significantly decreases the overall score (Table 4, red down arrows, Mode=Review, Perturb

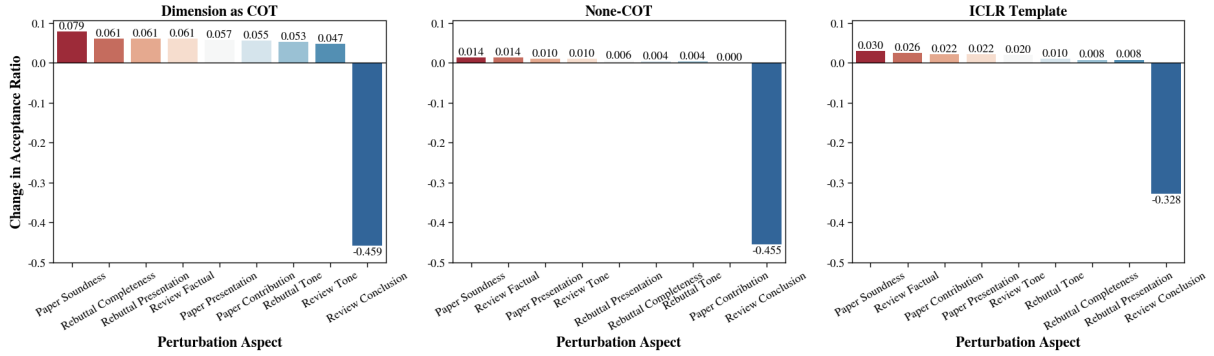


Figure 3: Percentage Difference in Acceptance Rate. Obtained and calculated from final decision, difference of acceptance rate in LLM-As-Meta-Reviewer outcomes ($Perturbed - Base$) across different aspects and chain-of-thought variants (Dimension CoT, None CoT, ICLR Template CoT).

Mode	Perturb Aspect	Dimension		None		Template	
		Final Decision	Overall Score	Final Decision	Overall Score	Final Decision	Overall Score
Paper	Contribution	↑ Increase	↑ Increase	↔ Invariance	↑ Increase	↑ Increase	↑ Increase
	Presentation	↑ Increase	↑ Increase	↔ Invariance	↑ Increase	↑ Increase	↑ Increase
	Soundness	↑ Increase	↑ Increase	↑ Increase	↑ Increase	↑ Increase	↑ Increase
Rebuttal	Completeness	↑ Increase	↑ Increase	↔ Invariance	↑ Increase	↔ Invariance	↑ Increase
	Presentation	↑ Increase	↑ Increase	↔ Invariance	↑ Increase	↑ Increase	↑ Increase
	Tone	↑ Increase	↑ Increase	↔ Invariance	↑ Increase	↑ Increase	↑ Increase
Review	Conclusion	↓ Decrease	↓ Decrease	↓ Decrease	↓ Decrease	↓ Decrease	↓ Decrease
	Factual	↑ Increase	↑ Increase	↔ Invariance	↑ Increase	↑ Increase	↑ Increase
	Tone	↑ Increase	↑ Increase	↔ Invariance	↑ Increase	↑ Increase	↑ Increase

Table 4: Impact of perturbations on LLM-as-Meta-Reviewer: ↑ = significant increase, ↓ = significant decrease (Wilcoxon, $p < 0.05$); ↔ = no significant difference and equivalence (TOST). Rows: Perturbation mode and aspect. Columns: Prompt setting (Dimension CoT, None CoT, Template CoT) and outcome (Final Decision, Overall Score). Equivalence thresholds: ± 0.5 (decisions), ± 1.0 (scores).

Aspect=Conclusion, Overall Score). However, introducing a hostile tone (perturbation of review tone) or factual inaccuracies (perturbation of review factual correctness) often increases the overall score, which could be counterintuitive.

2) Final Decision: Consistent with the overall score, conclusion perturbation leads to a significant increase in rejections (Figure 3 and Table 4, Mode=Review, Perturb Aspect=Conclusion, Final Decision). However, the other review perturbations (tone, factual correctness) often increase acceptance rates, mirroring the unexpected findings for overall scores (except for situations under the None CoT prompt setting; despite the decreased acceptance rate shown in Figure 3, they remain statistically equivalent as we expected previously).

5.3 Takeaways

In conjunction with the above results, the *LLM-as-Meta-Reviewer* experiments show critical vulnerabilities:

1) A Defect in Identifying Over-claims The perturbation with regard to paper contribution is intended to degrade the paper score by adding over-claims or exaggerations about its contribution, whereas LLM shows insufficient ability to identify these over-claims. Instead of degrading, it goes overestimated scores and final decisions because of its recognition of these claims about paper contribution. Figure 19 in Appendix F provides a concrete example of this situation.

2) Misinterpretation of Presentation The perturbation of presentation (either paper-level or rebuttal-level) is designed to degrade the clarity of related texts, with an expectation of degrading scores and acceptance rates. However, LLM shows misinterpretation of this aspect. Exemplified by Figure 20, LLM did notice the typos inserted by perturbation manipulation, while it judged them as sufficiently corrected according to authors responses, hence outputs higher scores because of its

approval of authors’ corrections.

3) Over-reliance on Overall Ratings The meta-reviewer is heavily influenced by the reviewers’ overall numerical ratings, particularly strong rejections, often neglecting the detailed content within the reviews, resulting in unexpected changes under review conclusion perturbation (see Figure 21 for a detailed case in this situation).

4) Inadequate Consideration for Tone and Completeness Impolite tones and incomplete information (in rebuttals) are often less considered by LLM, leading to a meta-review with unbalanced weight across each aspect. In other words, though the weaknesses of tones or completeness in rebuttals are detected, LLM shows less attention to them and converges or somehow increases its ratings. (For instance, in Figure 22, LLM did detect the incompleteness of the rebuttal, whereas it outputs a non-decreased score and decision for the paper.)

5) Sensitivity to Prompt Settings Regarding CoT LLMs are often sensitive to prompt settings. In this case, this sensitivity is evident in the divergent test results between the None-CoT and other CoT settings, despite sharing identical inputs. This suggests that a suitable prompt setting may offer partial safeguards against such variability.

These findings, taken together, demonstrate a fundamental lack of critical evaluation capabilities in the LLM-as-Meta-Reviewer. A probable explanation for the unexpected increase of score and acceptance rate is the preference of self-generated texts, according to some related works (Panickssery et al., 2024). Additionally, we use Gemini to test whether this shortcoming is shared by LLMs (see Appendix D), and the results are mostly consistent. This highlights the need for significant improvements before such systems can be reliably deployed in real-world peer review applications.

6 Related Work

LLMs in Peer Review Modern Large Language Models have enabled automated or semi-automated pipelines for academic reviewing (Liang et al., 2024b; Jin et al., 2024; Yu et al., 2024), already adopted in up to 15.8% of AI-conference reviews (Liang et al., 2024a; Latona et al., 2024). While AI-generated comments can partially align with human judgments (Liang et al., 2024b), concerns persist regarding hallucinations (Zeng et al., 2024), biases (Gallegos et al., 2024), and susceptibility to

adversarial inputs (Liang et al., 2024b; Lu et al., 2024). Studies have also raised the risks of flawed critique interpretation, anonymity breaches, and undue reviewer influence in fully automated setups (Ye et al., 2024; Yu et al., 2024).

Perturbation Analysis in NLP Synthetic perturbations—ranging from minor lexical edits to deeper semantic shifts—serve as stress tests for model robustness across many NLP tasks (Sai et al., 2021; He et al., 2023; Karpinska et al., 2022). Even subtle modifications, such as inserting factual errors or flipping a stance, can destabilize an LLM’s output (Zhang et al., 2023; Liu et al., 2023), particularly when models struggle to distinguish misleading from valid context (Zeng et al., 2024; Deshpande et al., 2023). Although some peer-review studies apply single-level perturbations (Ye et al., 2024), most ignore how perturbations to the *review* or *rebuttal* also skew recommendations. Our approach broadens these evaluations by systematically altering all three elements (paper, review, rebuttal) and assessing LLM responses through both *directional* and *invariance* tests.

7 Conclusion

We introduced an *aspect-guided, multi-level perturbation framework* to evaluate how LLM-based peer-review pipelines respond to targeted edits in the paper, review, or rebuttal. Our findings can be summarized as follows: 1) Missing methods are frequently penalized under *Presentation* instead of *Soundness*, reflecting misalignment in dimension-based scoring systems. 2) Conclusions that recommend a “strong reject” in reviews often overshadow all other feedback, thereby compromising the final decision. 3) Inappropriate tones and incomplete rebuttals are not adequately considered in the ratings, leading to unbalanced meta-reviews that reflect insufficient attention to these aspects. 4) Intensely negative or factually flawed reviews can be mistaken for thoroughness, occasionally leading to higher acceptance rates. Biases persist across various Chain-of-Thought prompting strategies, highlighting the need for robust critical evaluation in LLMs. Our framework serves as a diagnostic tool, emphasizing the need for more reliable, transparent, and equitable automated peer review. Future work must integrate mechanisms like factual consistency checks and counterfactual reasoning to mitigate these issues.

Limitations

We restrict our experiments to *accepted* papers from ICLR to ensure the perturbed texts originate from high-quality manuscripts, which helps isolate the impact of specific manipulations. However, this choice omits borderline or rejected papers that might elicit different responses, leaving open the question of whether our findings generalize to lower-quality submissions.

Ethical Consideration

We emphasize that our work aims to illuminate the vulnerabilities of LLMs in peer review rather than offer malicious methods for exploitation. We do not advocate substituting human reviewers with automated systems; instead, we present a comparative analysis to enhance awareness of when LLMs might be tacitly employed and to underscore the current inadequacy of LLMs in tasks requiring deep expertise and nuanced judgment. By revealing these pitfalls, we hope to inspire robust safeguards and ethical frameworks that uphold fairness, rigor, and transparency in peer review and beyond.

References

- Josh Achiam, Steven Adler, Sandhini Agarwal, Lama Ahmad, Ilge Akkaya, Florencia Leoni Aleman, Diogo Almeida, Janko Altenschmidt, Sam Altman, Shyamal Anadkat, et al. 2023. Gpt-4 technical report. *arXiv:2303.08774*.
- Balazs Aczel, Barnabas Szasz, and Alex O Holcombe. 2021. A billion-dollar donation: estimating the cost of researchers’ time spent on peer review. *Research Integrity and Peer Review*, 6:1–8.
- Lutz Bornmann and Rüdiger Mutz. 2015. Growth rates of modern science: A bibliometric analysis based on the number of publications and cited references. *Journal of the association for information science and technology*, 66(11):2215–2222.
- Justine Connor, Tracy Flenady, Deb Massey, and Trudy Dwyer. 2024. **Classic grounded theory: identifying the main concern**. *Research in Nursing & Health*, 47(3):277–288.
- Ameet Deshpande, Vishvak Murahari, Tanmay Rajpurohit, Ashwin Kalyan, and Karthik Narasimhan. 2023. Toxicity in chatgpt: Analyzing persona-assigned language models. In *Findings of the Association for Computational Linguistics: EMNLP 2023*, pages 1236–1270.
- Isabel O Gallegos, Ryan A Rossi, Joe Barrow, Md Mehrab Tanjim, Sungchul Kim, Franck Dernoncourt, Tong Yu, Ruiyi Zhang, and Nesreen K Ahmed. 2024. Bias and fairness in large language models: A survey. *Computational Linguistics*, pages 1–79.
- Barney G Glaser. 1978. *Theoretical sensitivity*. University of California,.
- Tianxing He, Jingyu Zhang, Tianle Wang, Sachin Kumar, Kyunghyun Cho, James R. Glass, and Yulia Tsvetkov. 2023. On the blind spots of model-based evaluation metrics for text generation. In *ACL (1)*, pages 12067–12097. Association for Computational Linguistics.
- Yiqiao Jin, Qinlin Zhao, Yiyang Wang, Hao Chen, Kaijie Zhu, Yijia Xiao, and Jindong Wang. 2024. **AgentReview: Exploring peer review dynamics with LLM agents**. In *Proceedings of the 2024 Conference on Empirical Methods in Natural Language Processing*, pages 1208–1226, Miami, Florida, USA. Association for Computational Linguistics.
- Marzena Karpinska, Nishant Raj, Katherine Thai, Yixiao Song, Ankita Gupta, and Mohit Iyyer. 2022. Demetr: diagnosing evaluation metrics for translation. In *EMNLP*, pages 9540–9561. Association for Computational Linguistics.
- Daniël Lakens. 2017. **Equivalence tests: A practical primer for t tests, correlations, and meta-analyses**. *Social Psychological and Personality Science*, 8:194855061769717.
- Giuseppe Russo Latona, Manoel Horta Ribeiro, Tim R Davidson, Veniamin Veselovsky, and Robert West. 2024. The ai review lottery: Widespread ai-assisted peer reviews boost paper scores and acceptance rates. *arXiv preprint arXiv:2405.02150*.
- Weixin Liang, Zachary Izzo, Yaohui Zhang, Haley Lepp, Hancheng Cao, Xuandong Zhao, Lingjiao Chen, Hao-tian Ye, Sheng Liu, Zhi Huang, et al. 2024a. Monitoring ai-modified content at scale: A case study on the impact of chatgpt on ai conference peer reviews. In *Forty-first International Conference on Machine Learning*.
- Weixin Liang, Yuhui Zhang, Hancheng Cao, Binglu Wang, Daisy Yi Ding, Xinyu Yang, Kailas Vodrahalli, Siyu He, Daniel Scott Smith, Yian Yin, et al. 2024b. Can large language models provide useful feedback on research papers? a large-scale empirical analysis. *NEJM AI*, 1(8):AIoa2400196.
- Yongkang Liu, Shi Feng, Daling Wang, Yifei Zhang, and Hinrich Schütze. 2023. Evaluate what you can’t evaluate: Unassessable generated responses quality. <https://arxiv.org/abs/2305.14658>. CoRR, abs/2305.14658.
- Chris Lu, Cong Lu, Robert Tjarko Lange, Jakob Foerster, Jeff Clune, and David Ha. 2024. The ai scientist: Towards fully automated open-ended scientific discovery. *arXiv preprint arXiv:2408.06292*.

Muhammad Naeem, Wilson Ozuem, Kerry Howell, and Silvia Ranfagni. 2023. [A step-by-step process of thematic analysis to develop a conceptual model in qualitative research](#). *International Journal of Qualitative Methods*, 22:16094069231205789.

OpenAI, Josh Achiam, Steven Adler, Sandhini Agarwal, Lama Ahmad, Ilge Akkaya, Florencia Leoni Aleman, Diogo Almeida, Janko Altschmidt, Sam Altman, Shyamal Anadkat, Red Avila, Igor Babuschkin, Suchir Balaji, Valerie Balcom, Paul Baltescu, Haiming Bao, Mohammad Bavarian, Jeff Belgum, Irwan Bello, Jake Berdine, Gabriel Bernadett-Shapiro, Christopher Berner, Lenny Bogdonoff, Oleg Boiko, Madelaine Boyd, Anna-Luisa Brakman, Greg Brockman, Tim Brooks, Miles Brundage, Kevin Button, Trevor Cai, Rosie Campbell, Andrew Cann, Brittany Carey, Chelsea Carlson, Rory Carmichael, Brooke Chan, Che Chang, Fotis Chantzis, Derek Chen, Sully Chen, Ruby Chen, Jason Chen, Mark Chen, Ben Chess, Chester Cho, Casey Chu, Hyung Won Chung, Dave Cummings, Jeremiah Currier, Yunxing Dai, Cory Decareaux, Thomas Degry, Noah Deutsch, Damien Deville, Arka Dhar, David Dohan, Steve Dowling, Sheila Dunning, Adrien Ecoffet, Atty Eleti, Tyna Eloundou, David Farhi, Liam Fedus, Niko Felix, Simón Posada Fishman, Juston Forte, Isabella Fulford, Leo Gao, Elie Georges, Christian Gibson, Vik Goel, Tarun Gogineni, Gabriel Goh, Rapha Gontijo-Lopes, Jonathan Gordon, Morgan Grafstein, Scott Gray, Ryan Greene, Joshua Gross, Shixiang Shane Gu, Yufei Guo, Chris Hallacy, Jesse Han, Jeff Harris, Yuchen He, Mike Heaton, Johannes Heidecke, Chris Hesse, Alan Hickey, Wade Hickey, Peter Hoeschele, Brandon Houghton, Kenny Hsu, Shengli Hu, Xin Hu, Joost Huizinga, Shantanu Jain, Shawn Jain, Joanne Jang, Angela Jiang, Roger Jiang, Haozhun Jin, Denny Jin, Shino Jomoto, Billie Jonn, Heewoo Jun, Tomer Kaftan, Łukasz Kaiser, Ali Kamali, Ingmar Kanitscheider, Nitish Shirish Keskar, Tabarak Khan, Logan Kilpatrick, Jong Wook Kim, Christina Kim, Yongjik Kim, Jan Hendrik Kirchner, Jamie Kiros, Matt Knight, Daniel Kokotajlo, Łukasz Kondraciuk, Andrew Kondrich, Aris Konstantinidis, Kyle Kosic, Gretchen Krueger, Vishal Kuo, Michael Lampe, Ikai Lan, Teddy Lee, Jan Leike, Jade Leung, Daniel Levy, Chak Ming Li, Rachel Lim, Molly Lin, Stephanie Lin, Mateusz Litwin, Theresa Lopez, Ryan Lowe, Patricia Lue, Anna Makanju, Kim Malfacini, Sam Manning, Todor Markov, Yaniv Markovski, Bianca Martin, Katie Mayer, Andrew Mayne, Bob McGrew, Scott Mayer McKinney, Christine McLeavey, Paul McMillan, Jake McNeil, David Medina, Aalok Mehta, Jacob Menick, Luke Metz, Andrey Mishchenko, Pamela Mishkin, Vinnie Monaco, Evan Morikawa, Daniel Mossing, Tong Mu, Mira Murati, Oleg Murk, David Mély, Ashvin Nair, Reiichiro Nakano, Rameesh Nayak, Arvind Neelakantan, Richard Ngo, Hyeonwoo Noh, Long Ouyang, Cullen O'Keefe, Jakub Pachocki, Alex Paino, Joe Palermo, Ashley Pantuliano, Giambattista Parascandolo, Joel Parish, Emy Parparita, Alex Passos, Mikhail Pavlov, Andrew Peng, Adam Perelman, Filipe de Avila Belbute Peres, Michael Petrov,

Henrique Ponde de Oliveira Pinto, Michael, Pokorny, Michelle Pokrass, Vitchyr H. Pong, Tolly Powell, Alethea Power, Boris Power, Elizabeth Proehl, Raul Puri, Alec Radford, Jack Rae, Aditya Ramesh, Cameron Raymond, Francis Real, Kendra Rimbach, Carl Ross, Bob Rotsted, Henri Roussez, Nick Ryder, Mario Saltarelli, Ted Sanders, Shibani Santurkar, Girish Sastry, Heather Schmidt, David Schnurr, John Schulman, Daniel Selsam, Kyla Sheppard, Toki Sherbakov, Jessica Shieh, Sarah Shoker, Pranav Shyam, Szymon Sidor, Eric Sigler, Maddie Simens, Jordan Sitkin, Katarina Slama, Ian Sohl, Benjamin Sokolowsky, Yang Song, Natalie Staudacher, Felipe Petroski Such, Natalie Summers, Ilya Sutskever, Jie Tang, Nikolas Tezak, Madeleine B. Thompson, Phil Tillet, Amin Tootoonchian, Elizabeth Tseng, Preston Tuggle, Nick Turley, Jerry Tworek, Juan Felipe Cerón Uribe, Andrea Vallone, Arun Vijayvergiya, Chelsea Voss, Carroll Wainwright, Justin Jay Wang, Alvin Wang, Ben Wang, Jonathan Ward, Jason Wei, CJ Weinmann, Akila Welihinda, Peter Welinder, Jiayi Weng, Lilian Weng, Matt Wiethoff, Dave Willner, Clemens Winter, Samuel Wolrich, Hannah Wong, Lauren Workman, Sherwin Wu, Jeff Wu, Michael Wu, Kai Xiao, Tao Xu, Sarah Yoo, Kevin Yu, Qiming Yuan, Wojciech Zaremba, Rowan Zellers, Chong Zhang, Marvin Zhang, Shengjia Zhao, Tianhao Zheng, Juntang Zhuang, William Zhuk, and Barret Zoph. 2024. [Gpt-4 technical report](#). *Preprint*, arXiv:2303.08774.

Arjun Panickssery, Samuel R. Bowman, and Shi Feng. 2024. [Llm evaluators recognize and favor their own generations](#). *Preprint*, arXiv:2404.13076.

Ananya B. Sai, Tanay Dixit, Dev Yashpal Sheth, Sreyas Mohan, and Mitesh M. Khapra. 2021. Perturbation checklists for evaluating nlg evaluation metrics. In *EMNLP (1)*, pages 7219–7234. Association for Computational Linguistics.

A. Strauss and J.M. Corbin. 1998. *Basics of Qualitative Research: Techniques and Procedures for Developing Grounded Theory*. SAGE Publications.

Gemini Team, Rohan Anil, Sebastian Borgeaud, Jean-Baptiste Alayrac, Jiahui Yu, Radu Soricut, Johan Schalkwyk, Andrew M. Dai, Anja Hauth, Katie Millican, David Silver, Melvin Johnson, Ioannis Antonoglou, Julian Schrittwieser, Amelia Glaese, Jilin Chen, Emily Pitler, Timothy Lillicrap, Angeliki Lazaridou, Orhan Firat, James Molloy, Michael Isard, Paul R. Barham, Tom Hennigan, Benjamin Lee, Fabio Viola, Malcolm Reynolds, Yuanzhong Xu, Ryan Doherty, Eli Collins, Clemens Meyer, Eliza Rutherford, Erica Moreira, Kareem Ayoub, Megha Goel, Jack Krawczyk, Cosmo Du, Ed Chi, Heng-Tze Cheng, Eric Ni, Purvi Shah, Patrick Kane, Betty Chan, Manaal Faruqui, Aliaksei Severyn, Hanzhao Lin, YaGuang Li, Yong Cheng, Abe Ittycheriah, Mahdis Mahdieh, Mia Chen, Pei Sun, Dustin Tran, Sumit Bagri, Balaji Lakshminarayanan, Jeremiah Liu, Andras Orban, Fabian Gura, Hao Zhou, Xinying Song, Aurelien Boffy, Harish Ganapathy, Steven Zheng, HyunJeong Choe, Ágoston Weisz, Tao Zhu,

Yifeng Lu, Siddharth Gopal, Jarrod Kahn, Maciej Kula, Jeff Pitman, Rushin Shah, Emanuel Taropa, Majd Al Merey, Martin Baeuml, Zhifeng Chen, Laurent El Shafey, Yujing Zhang, Olcan Sercinoglu, George Tucker, Enrique Piqueras, Maxim Krikun, Iain Barr, Nikolay Savinov, Ivo Danihelka, Becca Roelofs, Anaïs White, Anders Andreassen, Tamara von Glehn, Lakshman Yagati, Mehran Kazemi, Lucas Gonzalez, Misha Khalman, Jakub Sygnowski, Alexandre Frechette, Charlotte Smith, Laura Culp, Lev Proleev, Yi Luan, Xi Chen, James Lottes, Nathan Schucher, Federico Lebron, Alban Rrustemi, Natalie Clay, Phil Crone, Tomas Kocisky, Jeffrey Zhao, Bartek Perz, Dian Yu, Heidi Howard, Adam Błoniarczyk, Jack W. Rae, Han Lu, Laurent Sifre, Marcello Maggioni, Fred Alcober, Dan Garrette, Megan Barnes, Shantanu Thakoor, Jacob Austin, Gabriel Barth-Maron, William Wong, Rishabh Joshi, Rahma Chaabouni, Deeni Fatiha, Arun Ahuja, Gaurav Singh Tomar, Evan Senter, Martin Chadwick, Ilya Kornakov, Nithya Attaluri, Iñaki Iturrate, Ruibo Liu, Yunxuan Li, Sarah Cogan, Jeremy Chen, Chao Jia, Chenjie Gu, Qiao Zhang, Jordan Grimstad, Ale Jakse Hartman, Xavier Garcia, Thanumalayan Sankaranarayanan Pillai, Jacob Devlin, Michael Laskin, Diego de Las Casas, Dasha Valter, Connie Tao, Lorenzo Blanco, Adrià Puigdomènech Badia, David Reitter, Mianna Chen, Jenny Brennan, Clara Rivera, Sergey Brin, Shariq Iqbal, Gabriela Surita, Jane Labanowski, Abhi Rao, Stephanie Winkler, Emilio Parisotto, Yiming Gu, Kate Olszewska, Ravi Addanki, Antoine Miech, Annie Louis, Denis Teplyashin, Geoff Brown, Elliot Catt, Jan Balaguer, Jackie Xiang, Pidong Wang, Zoe Ashwood, Anton Briukhov, Albert Webson, Sanjay Ganapathy, Smit Sanghavi, Ajay Kannan, Ming-Wei Chang, Axel Stjerngren, Josip Djolonga, Yuting Sun, Ankur Bapna, Matthew Aitchison, Pedram Pejman, Henryk Michalewski, Tianhe Yu, Cindy Wang, Juliette Love, Junwhan Ahn, Dawn Bloxwich, Kehang Han, Peter Humphreys, Thibault Sellam, James Bradbury, Varun Godbole, Sina Samangooei, Bogdan Damoc, Alex Kaskasoli, Sébastien M. R. Arnold, Vijay Vasudevan, Shubham Agrawal, Jason Riesa, Dmitry Lepikhin, Richard Tanburn, Srivatsan Srinivasan, Hyeontaek Lim, Sarah Hodkinson, Pranav Shyam, Johan Ferret, Steven Hand, Ankush Garg, Tom Le Paine, Jian Li, Yujia Li, Minh Giang, Alexander Neitz, Zaheer Abbas, Sarah York, Machel Reid, Elizabeth Cole, Aakanksha Chowdhery, Dipanjan Das, Dominika Rogozińska, Vitaliy Nikolaev, Pablo Sprechmann, Zachary Nado, Lukas Zilka, Flavien Prost, Luheng He, Marianne Monteiro, Gaurav Mishra, Chris Welty, Josh Newlan, Dawei Jia, Miltiadis Allamanis, Clara Huiyi Hu, Raoul de Liedekerke, Justin Gilmer, Carl Srouf, Shrutu Rijhwani, Shaobo Hou, Disha Shrivastava, Anirudh Baddepudi, Alex Goldin, Adnan Ozturel, Albin Cassirer, Yunhan Xu, Daniel Sohn, Devendra Sachan, Reinald Kim Amplayo, Craig Swanson, Dessie Petrova, Shashi Narayan, Arthur Guez, Siddhartha Brahma, Jessica Landon, Miteyan Patel, Ruizhe Zhao, Kevin Vilella, Luyu Wang, Wenhao Jia, Matthew Rahtz, Mai Giménez, Legg Yeung, James Keeling, Petko Georgiev, Diana Mincu, Boxi

Wu, Salem Haykal, Rachel Saputro, Kiran Vodrahalli, James Qin, Zeynep Cankara, Abhanshu Sharma, Nick Fernando, Will Hawkins, Behnam Neyshabur, Solomon Kim, Adrian Hutter, Priyanka Agrawal, Alex Castro-Ros, George van den Driessche, Tao Wang, Fan Yang, Shuo yiin Chang, Paul Komarek, Ross McIlroy, Mario Lučić, Guodong Zhang, Wael Farhan, Michael Sharman, Paul Natsev, Paul Michel, Yamini Bansal, Siyuan Qiao, Kris Cao, Siamak Shakeri, Christina Butterfield, Justin Chung, Paul Kishan Rubenstein, Shivani Agrawal, Arthur Mensch, Kedar Soparkar, Karel Lenc, Timothy Chung, Aedan Pope, Loren Maggiore, Jackie Kay, Priya Jhakra, Shibo Wang, Joshua Maynez, Mary Phuong, Taylor Tobin, Andrea Tacchetti, Maja Trebacz, Kevin Robinson, Yash Katariya, Sebastian Riedel, Paige Bailey, Kefan Xiao, Nimesh Ghelani, Lora Aroyo, Ambrose Slone, Neil Houlsby, Xuehan Xiong, Zhen Yang, Elena Gribovskaya, Jonas Adler, Mateo Wirth, Lisa Lee, Music Li, Thais Kagohara, Jay Pavagadhi, Sophie Bridgers, Anna Bortsova, Sanjay Ghemawat, Zafarali Ahmed, Tianqi Liu, Richard Powell, Vijay Bolina, Mariko Iinuma, Polina Zablotskaia, James Besley, Da-Woon Chung, Timothy Dozat, Ramona Comanescu, Xiance Si, Jeremy Greer, Guolong Su, Martin Polacek, Raphaël Lopez Kaufman, Simon Tokumine, Hexiang Hu, Elena Buchatskaya, Yingjie Miao, Mohamed Elhawaty, Aditya Siddhant, Nenad Tomasev, Jinwei Xing, Christina Greer, Helen Miller, Shereen Ashraf, Aurko Roy, Zizhao Zhang, Ada Ma, Angelos Filos, Milos Besta, Rory Blevins, Ted Klimenko, Chih-Kuan Yeh, Soravit Changpinyo, Jiaqi Mu, Oscar Chang, Mantas Pajarskas, Carrie Muir, Vered Cohen, Charline Le Lan, Krishna Haridasan, Amit Marathe, Steven Hansen, Sholto Douglas, Rajkumar Samuel, Mingqiu Wang, Sophia Austin, Chang Lan, Jiepu Jiang, Justin Chiu, Jaime Alonso Lorenzo, Lars Lowe Sjösund, Sébastien Cevey, Zach Gleicher, Thi Avrahami, Anudhyan Boral, Hansa Srinivasan, Vittorio Selo, Rhys May, Konstantinos Aisopos, Léonard Hussenot, Livio Baldini Soares, Kate Baumli, Michael B. Chang, Adrià Recasens, Ben Caine, Alexander Pritzel, Filip Pavetic, Fabio Pardo, Anita Gergely, Justin Frye, Vinay Ramasesh, Dan Horgan, Kartikeya Badola, Nora Kassner, Subhrajit Roy, Ethan Dyer, Víctor Campos Campos, Alex Tomala, Yunhao Tang, Dalia El Badawy, Elspeth White, Basil Mustafa, Oran Lang, Abhishek Jindal, Sharad Vikram, Zhitao Gong, Sergi Caelles, Ross Hemsley, Gregory Thornton, Fangxiaoyu Feng, Wojciech Stokowiec, Ce Zheng, Phoebe Thacker, Çağlar Ünlü, Zhishuai Zhang, Mohammad Saleh, James Svensson, Max Bileschi, Piyush Patil, Ankesh Anand, Roman Ring, Katerina Tsihlias, Arpi Vezzer, Marco Selvi, Toby Shevlane, Mikel Rodriguez, Tom Kwiatkowski, Samira Daruki, Keran Rong, Allan Dafoe, Nicholas FitzGerald, Keren Gu-Lemberg, Mina Khan, Lisa Anne Hendricks, Marie Pellat, Vladimir Feinberg, James Cobon-Kerr, Tara Sainath, Maribeth Rauh, Sayed Hadi Hashemi, Richard Ives, Yana Hasson, Eric Noland, Yuan Cao, Nathan Byrd, Le Hou, Qingze Wang, Thibault Sottiaux, Michela Paganini, Jean-Baptiste Lespiau, Alexandre Moufarek, Samer Hassan, Kaushik Shivakumar, Joost van

Amersfoort, Amol Mandhane, Pratik Joshi, Anirudh Goyal, Matthew Tung, Andrew Brock, Hannah Sheahan, Vedant Misra, Cheng Li, Nemanja Rakićević, Mostafa Dehghani, Fangyu Liu, Sid Mittal, Junhyuk Oh, Seb Noury, Eren Sezener, Fantine Huot, Matthew Lamm, Nicola De Cao, Charlie Chen, Sidharth Mudgal, Romina Stella, Kevin Brooks, Gautam Vasudevan, Chenxi Liu, Mainak Chain, Nivedita Melinkeri, Aaron Cohen, Venus Wang, Kristie Seymore, Sergey Zubkov, Rahul Goel, Summer Yue, Sai Krishnakumaran, Brian Albert, Nate Hurley, Motoki Sano, Anhad Mohananey, Jonah Joughin, Egor Filonov, Tomasz Kępa, Yomna Eldawy, Jiawern Lim, Rahul Rishi, Shirin Badiehzadegan, Taylor Bos, Jerry Chang, Sanil Jain, Sri Gayatri Sundara Padmanabhan, Subha Puttagunta, Kalpesh Krishna, Leslie Baker, Norbert Kalb, Vamsi Bedapudi, Adam Kurzrok, Shuntong Lei, Anthony Yu, Oren Litvin, Xiang Zhou, Zhichun Wu, Sam Sobell, Andrea Siciliano, Alan Papir, Robby Neale, Jonas Bragagnolo, Tej Toor, Tina Chen, Valentin Anklin, Feiran Wang, Richie Feng, Milad Gholami, Kevin Ling, Lijuan Liu, Jules Walter, Hamid Moghaddam, Arun Kishore, Jakub Adamek, Tyler Mercado, Jonathan Mallinson, Siddhinita Wandekar, Stephen Cagle, Eran Ofek, Guillermo Garrido, Clemens Lombriser, Maksim Mukha, Botu Sun, Hafeezul Rahman Mohammad, Josip Matak, Yadi Qian, Vikas Peswani, Pawel Janus, Quan Yuan, Leif Schelin, Oana David, Ankur Garg, Yifan He, Oleksii Duzhyi, Anton Älgmyr, Timothée Lottaz, Qi Li, Vikas Yadav, Luyao Xu, Alex Chinien, Rakesh Shivanna, Aleksandr Chuklin, Josie Li, Carrie Spadine, Travis Wolfe, Kareem Mohamed, Subhabrata Das, Zihang Dai, Kyle He, Daniel von Dincklage, Shyam Upadhyay, Akanksha Maurya, Luyan Chi, Sebastian Krause, Khalid Salama, Pam G Rabinovitch, Pavan Kumar Reddy M, Aarush Selvan, Mikhaïl Dektiarev, Golnaz Ghiasi, Erdem Guven, Himanshu Gupta, Boyi Liu, Deepak Sharma, Idan Heimlich Shtacher, Shachi Paul, Oscar Akerlund, François-Xavier Aubet, Terry Huang, Chen Zhu, Eric Zhu, Elico Teixeira, Matthew Fritze, Francesco Bertolini, Liana-Eleonora Marinescu, Martin Bölle, Dominik Paulus, Khyatti Gupta, Tejasi Latkar, Max Chang, Jason Sanders, Roopa Wilson, Xuewei Wu, Yi-Xuan Tan, Lam Nguyen Thiet, Tulsee Doshi, Sid Lall, Swaroop Mishra, Wanming Chen, Thang Luong, Seth Benjamin, Jasmine Lee, Ewa Andrejczuk, Dominik Rabiej, Vipul Ranjan, Krzysztof Styrz, Pengcheng Yin, Jon Simon, Malcolm Rose Harriott, Mudit Bansal, Alexei Robsky, Geoff Bacon, David Greene, Daniil Mirylenka, Chen Zhou, Obaid Sarvana, Abhimanyu Goyal, Samuel Andermatt, Patrick Siegler, Ben Horn, Assaf Israel, Francesco Pongetti, Chih-Wei "Louis" Chen, Marco Selvatici, Pedro Silva, Kathie Wang, Jackson Tolins, Kelvin Guu, Roey Yogev, Xiaochen Cai, Alessandro Agostini, Maulik Shah, Hung Nguyen, Noah Ó Donnaile, Sébastien Pereira, Linda Friso, Adam Stambler, Adam Kurzrok, Chenkai Kuang, Yan Romanikhin, Mark Geller, ZJ Yan, Kane Jang, Cheng-Chun Lee, Wojciech Fica, Eric Malmi, Qijun Tan, Dan Banica, Daniel Balle, Ryan Pham,

Yanping Huang, Diana Avram, Hongzhi Shi, Jasjot Singh, Chris Hidey, Niharika Ahuja, Pranab Saxena, Dan Dooley, Srividya Pranavi Potharaju, Eileen O'Neill, Anand Gokulchandran, Ryan Foley, Kai Zhao, Mike Dusenberry, Yuan Liu, Pulkit Mehta, Ragha Kotikalapudi, Chalence Safranek-Shrader, Andrew Goodman, Joshua Kessinger, Eran Globen, Praatek Kolhar, Chris Gorgolewski, Ali Ibrahim, Yang Song, Ali Eichenbaum, Thomas Brovelli, Sahitya Potluri, Preethi Lahoti, Cip Baetu, Ali Ghorbani, Charles Chen, Andy Crawford, Shalini Pal, Mukund Sridhar, Petru Gurita, Asier Mujika, Igor Petrovski, Pierre-Louis Cedoz, Chenmei Li, Shiyuan Chen, Niccolò Dal Santo, Siddharth Goyal, Jitesh Punjabi, Karthik Kappaganthu, Chester Kwak, Pallavi LV, Sarmishta Velury, Himadri Choudhury, Jamie Hall, Premal Shah, Ricardo Figueira, Matt Thomas, Minjie Lu, Ting Zhou, Chintu Kumar, Thomas Jurdi, Sharat Chikkerur, Yenai Ma, Adams Yu, Soo Kwak, Victor Åhdel, Sujevan Rajayogam, Travis Choma, Fei Liu, Aditya Barua, Colin Ji, Ji Ho Park, Vincent Hellendoorn, Alex Bailey, Taylan Bilal, Huanjie Zhou, Mehrdad Khatir, Charles Sutton, Wojciech Rządowski, Fiona Macintosh, Konstantin Shagin, Paul Medina, Chen Liang, Jinjing Zhou, Pararth Shah, Yingying Bi, Attila Dankovics, Shipra Banga, Sabine Lehmann, Marissa Bredesen, Zifan Lin, John Eric Hoffmann, Jonathan Lai, Reynald Chung, Kai Yang, Nihal Balani, Arthur Brażniskas, Andrei Sozanschi, Matthew Hayes, Héctor Fernández Alcalde, Peter Makarov, Will Chen, Antonio Stella, Liselotte Snijders, Michael Mandl, Ante Kärman, Pawel Nowak, Xinyi Wu, Alex Dyck, Krishnan Vaidyanathan, Raghavender R, Jessica Mallet, Mitch Rudominer, Eric Johnston, Sushil Mittal, Akhil Udathu, Janara Christensen, Vishal Verma, Zach Irving, Andreas Santucci, Gamaleldin Elsayed, Elnaz Davoodi, Marin Georgiev, Ian Tenney, Nan Hua, Geoffrey Cideron, Edouard Laurent, Mahmoud Alnahlawi, Ionut Georgescu, Nan Wei, Ivy Zheng, Dylan Scandinaro, Heinrich Jiang, Jasper Snoek, Mukund Sundararajan, Xuezhi Wang, Zack Ontiveros, Itay Karo, Jeremy Cole, Vinu Rajashekhar, Lara Tumeh, Eyal Ben-David, Rishub Jain, Jonathan Uesato, Romina Datta, Oskar Bunyan, Shimu Wu, John Zhang, Piotr Stanczyk, Ye Zhang, David Steiner, Subhajt Naskar, Michael Azzam, Matthew Johnson, Adam Paszke, Chung-Cheng Chiu, Jaume Sanchez Elias, Afroz Mohiuddin, Faizan Muhammad, Jin Miao, Andrew Lee, Nino Vieillard, Jane Park, Jiageng Zhang, Jeff Stanway, Drew Garmon, Abhijit Karmarkar, Zhe Dong, Jong Lee, Aviral Kumar, Luowei Zhou, Jonathan Evens, William Isaac, Geoffrey Irving, Edward Loper, Michael Fink, Isha Arkatkar, Nanxin Chen, Izhak Shafran, Ivan Petrychenko, Zhe Chen, Johnson Jia, Anselm Levskaya, Zhenkai Zhu, Peter Grabowski, Yu Mao, Alberto Magni, Kaisheng Yao, Javier Snaider, Norman Casagrande, Evan Palmer, Paul Suganthan, Alfonso Castaño, Irene Giannoumis, Wooyeol Kim, Mikolaj Rybiński, Ashwin Sreevatsa, Jennifer Prendki, David Soergel, Adrian Goedeckemeyer, Willi Gierke, Mohsen Jafari, Meenu Gaba, Jeremy Wiesner, Diana Gage Wright, Yawen Wei, Harsha Vashisht, Yana Kulizhskaya, Jay

Hoover, Maigo Le, Lu Li, Chimezie Iwuanyanwu, Lu Liu, Kevin Ramirez, Andrey Khorlin, Albert Cui, Tian LIN, Marcus Wu, Ricardo Aguilar, Keith Pallo, Abhishek Chakladar, Ginger Perng, Elena Allica Abellan, Mingyang Zhang, Ishita Dasgupta, Nate Kushman, Ivo Penchev, Alena Repina, Xihui Wu, Tom van der Weide, Priya Ponnappalli, Caroline Kaplan, Jiri Simsa, Shuangfeng Li, Olivier Dousse, Fan Yang, Jeff Piper, Nathan Ie, Rama Pasmurthi, Nathan Lintz, Anitha Vijayakumar, Daniel Andor, Pedro Valenzuela, Minnie Lui, Cosmin Paduraru, Daiyi Peng, Katherine Lee, Shuyuan Zhang, Somer Greene, Duc Dung Nguyen, Paula Kurylowicz, Cassidy Hardin, Lucas Dixon, Lili Janzer, Kiam Choo, Ziqiang Feng, Biao Zhang, Achintya Singhal, Dayou Du, Dan McKinnon, Natasha Antropova, Tolga Bolukbasi, Orgad Keller, David Reid, Daniel Finchelstein, Maria Abi Raad, Remi Crocker, Peter Hawkins, Robert Dadashi, Colin Gaffney, Ken Franko, Anna Bulanova, Rémi Leblond, Shirley Chung, Harry Askham, Luis C. Cobo, Kelvin Xu, Felix Fischer, Jun Xu, Christina Sorokin, Chris Alberti, Chu-Cheng Lin, Colin Evans, Alek Dimitriev, Hannah Forbes, Dylan Banarse, Zora Tung, Mark Omernick, Colton Bishop, Rachel Sterneck, Rohan Jain, Jiawei Xia, Ehsan Amid, Francesco Piccinno, Xingyu Wang, Praseem Banzal, Daniel J. Mankowitz, Alex Polozov, Victoria Krakovna, Sasha Brown, MohammadHossein Bateni, Dennis Duan, Vlad Firoiu, Meghana Thotakuri, Tom Natan, Matthieu Geist, Ser tan Girgin, Hui Li, Jiayu Ye, Ofir Roval, Reiko Tojo, Michael Kwong, James Lee-Thorp, Christopher Yew, Danila Sinopalnikov, Sabela Ramos, John Mellor, Abhishek Sharma, Kathy Wu, David Miller, Nicolas Sonnerat, Denis Vnukov, Rory Greig, Jennifer Beattie, Emily Caveness, Libin Bai, Julian Eisenschlos, Alex Korchemniy, Tomy Tsai, Mimi Jasarevic, Weize Kong, Phuong Dao, Zeyu Zheng, Frederick Liu, Fan Yang, Rui Zhu, Tian Huey Teh, Jason Sanmiya, Evgeny Gladchenko, Nejc Trdin, Daniel Toyama, Evan Rosen, Sasan Tavakkol, Linting Xue, Chen Elkind, Oliver Woodman, John Carpenter, George Papamakarios, Rupert Kemp, Sushant Kafle, Tanya Grunina, Rishika Sinha, Alice Talbert, Diane Wu, Denese Owusu-Afriyie, Cosmo Du, Chloe Thornton, Jordi Pont-Tuset, Pradyumna Narayana, Jing Li, Saaber Fatehi, John Wieting, Omar Ajmeri, Benigno Uria, Yeongil Ko, Laura Knight, Amélie Héliou, Ning Niu, Shane Gu, Chenxi Pang, Yeqing Li, Nir Levine, Ariel Stolovich, Rebecca Santamaria-Fernandez, Sonam Goenka, Wenny Yustalim, Robin Strudel, Ali Elqursh, Charlie Deck, Hyo Lee, Zonglin Li, Kyle Levin, Raphael Hoffmann, Dan Holtmann-Rice, Olivier Bachem, Sho Arora, Christy Koh, Soheil Hassas Yeganeh, Siim Pöder, Mukarram Tariq, Yanhua Sun, Lucian Ionita, Mojtaba Seyedhosseini, Pouya Tafti, Zhiyu Liu, Anmol Gulati, Jasmine Liu, Xinyu Ye, Bart Chrzaszcz, Lily Wang, Nikhil Sethi, Tianrun Li, Ben Brown, Shreya Singh, Wei Fan, Aaron Parisi, Joe Stanton, Vinod Koverkathu, Christopher A. Choquette-Choo, Yunjie Li, TJ Lu, Abe Ittycheriah, Prakash Shroff, Mani Varadarajan, Sanaz Bahargam, Rob Willoughby, David Gaddy, Guillaume Desjardins,

Marco Cornero, Brona Robenek, Bhavishya Mittal, Ben Albrecht, Ashish Shenoy, Fedor Moiseev, Henrik Jacobsson, Alireza Ghaffarkhah, Morgane Rivière, Alanna Walton, Clément Crepy, Alicia Parrish, Zongwei Zhou, Clement Farabet, Carey Radebaugh, Praveen Srinivasan, Claudia van der Salm, Andreas Fildjeland, Salvatore Scellato, Eri Latorre-Chimoto, Hanna Klimczak-Plucińska, David Bridson, Dario de Cesare, Tom Hudson, Piermaria Mendolichio, Lexi Walker, Alex Morris, Matthew Mauger, Alexey Guseynov, Alison Reid, Seth Odoom, Lucia Loher, Victor Cotruta, Madhavi Yenugula, Dominik Grewe, Anastasia Petrushkina, Tom Duerig, Antonio Sanchez, Steve Yadlowsky, Amy Shen, Amir Globerson, Lynette Webb, Sahil Dua, Dong Li, Surya Bhupatiraju, Dan Hurt, Haroon Qureshi, Ananth Agarwal, Tomer Shani, Matan Eyal, Anuj Khare, Shreyas Rammohan Belle, Lei Wang, Chetan Tekur, Mihir Sanjay Kale, Jinliang Wei, Ruoxin Sang, Brennan Saeta, Tyler Liechty, Yi Sun, Yao Zhao, Stephan Lee, Pandu Nayak, Doug Fritz, Manish Reddy Vuyyuru, John Aslanides, Nidhi Vyas, Martin Wicke, Xiao Ma, Evgenii Eltyshv, Nina Martin, Hardie Cate, James Manyika, Keyvan Amiri, Yelin Kim, Xi Xiong, Kai Kang, Florian Luisier, Nilesh Tripuraneni, David Madras, Mandy Guo, Austin Waters, Oliver Wang, Joshua Ainslie, Jason Baldridge, Han Zhang, Garima Pruthi, Jakob Bauer, Feng Yang, Riham Mansour, Jason Gelman, Yang Xu, George Polovets, Ji Liu, Honglong Cai, Warren Chen, XiangHai Sheng, Emily Xue, Sherjil Ozair, Christof Angermueller, Xiaowei Li, Anoop Sinha, Weiren Wang, Julia Wiesinger, Emmanouil Koukoumidis, Yuan Tian, Anand Iyer, Madhu Gurusurthy, Mark Goldenson, Parashar Shah, MK Blake, Hongkun Yu, Anthony Urbanowicz, Jennimaria Palomaki, Chrisantha Fernando, Ken Durden, Harsh Mehta, Nikola Momchev, Elahe Rahimtoroghi, Maria Georgaki, Amit Raul, Sebastian Ruder, Morgan Redshaw, Jinhuk Lee, Denny Zhou, Komal Jalan, Dinghua Li, Blake Hechtman, Parker Schuh, Milad Nasr, Kieran Milan, Vladimir Mikulik, Juliana Franco, Tim Green, Nam Nguyen, Joe Kelley, Aroma Mahendru, Andrea Hu, Joshua Howland, Ben Vargas, Jeffrey Hui, Kshiti Bansal, Vikram Rao, Rakesh Ghiya, Emma Wang, Ke Ye, Jean Michel Sarr, Melanie Moranski Preston, Madeleine Elish, Steve Li, Aakash Kaku, Jigar Gupta, Ice Pasupat, Da-Cheng Juan, Milan Someswar, Tejvi M., Xinyun Chen, Aida Amini, Alex Fabrikant, Eric Chu, Xuanyi Dong, Amruta Muthal, Senaka Buthpitiya, Sarthak Jauhari, Nan Hua, Urvashi Khandelwal, Ayal Hitron, Jie Ren, Larissa Rinaldi, Shahrar Drath, Avigail Dabush, Nan-Jiang Jiang, Harshal Godhia, Uli Sachs, Anthony Chen, Yicheng Fan, Hagai Taitelbaum, Hila Noga, Zhuyun Dai, James Wang, Chen Liang, Jenny Hamer, Chun-Sung Ferng, Chenel Elkind, Aviel Atias, Paulina Lee, Vít Listík, Mathias Carlen, Jan van de Kerkhof, Marcin Pikus, Krunoslav Zaher, Paul Müller, Sasha Zykova, Richard Stefanec, Vitaly Gatsko, Christoph Hirschschall, Ashwin Sethi, Xingyu Federico Xu, Chetan Ahuja, Beth Tsai, Anca Stefanoiu, Bo Feng, Keshav Dhandhanian, Manish Katyal, Akshay Gupta, Atharva Parulekar, Divya Pitta, Jing Zhao, Vivaan

Bhatia, Yashodha Bhavnani, Omar Alhadlaq, Xiaolin Li, Peter Danenberg, Dennis Tu, Alex Pine, Vera Filippova, Abhipso Ghosh, Ben Limonchik, Bhargava Urala, Chaitanya Krishna Lanka, Derik Clive, Yi Sun, Edward Li, Hao Wu, Kevin Hongtongsak, Ianna Li, Kalind Thakkar, Kuanysh Omarov, Kushal Majmundar, Michael Alverson, Michael Kucharski, Mohak Patel, Mudit Jain, Maksim Zabelin, Paolo Pelagatti, Rohan Kohli, Saurabh Kumar, Joseph Kim, Swetha Sankar, Vineet Shah, Lakshmi Ramachandruni, Xiangkai Zeng, Ben Bariach, Laura Weidinger, Tu Vu, Alek Andreev, Antoine He, Kevin Hui, Sheleem Kashem, Amar Subramanya, Sissie Hsiao, Demis Hassabis, Koray Kavukcuoglu, Adam Sadovsky, Quoc Le, Trevor Strohman, Yonghui Wu, Slav Petrov, Jeffrey Dean, and Oriol Vinyals. 2024. *Gemini: A family of highly capable multimodal models*. *Preprint*, arXiv:2312.11805.

Keith Tyser, Ben Segev, Gaston Longhitano, Xin-Yu Zhang, Zachary Meeks, Jason Lee, Uday Garg, Nicholas Belsten, Avi Shporer, Madeleine Udell, et al. 2024. Ai-driven review systems: Evaluating llms in scalable and bias-aware academic reviews. *arXiv preprint arXiv:2408.10365*.

Tracey Weissgerber, Nico Riedel, Halil Kilicoglu, Cyril Labbé, Peter Eckmann, Gerben Ter Riet, Jennifer Byrne, Guillaume Cabanac, Amanda Capes-Davis, Bertrand Favier, et al. 2021. Automated screening of covid-19 preprints: can we help authors to improve transparency and reproducibility? *Nature medicine*, 27(1):6–7.

Frank Wilcoxon. 1945. *Individual comparisons by ranking methods*. *Biometrics Bulletin*, 1(6):80–83.

Yueqi Xie, Jingwei Yi, Jiawei Shao, Justin Curl, Lingjuan Lyu, Qifeng Chen, Xing Xie, and Fangzhao Wu. 2023. Defending chatgpt against jailbreak attack via self-reminders. *Nature Machine Intelligence*, 5(12):1486–1496.

Rui Ye, Xianghe Pang, Jingyi Chai, Jiaao Chen, Zhenfei Yin, Zhen Xiang, Xiaowen Dong, Jing Shao, and Siheng Chen. 2024. Are we there yet? revealing the risks of utilizing large language models in scholarly peer review. *arXiv preprint arXiv:2412.01708*.

Jianxiang Yu, Zichen Ding, Jiaqi Tan, Kangyang Luo, Zhenmin Weng, Chenghua Gong, Long Zeng, Ren-Jing Cui, Chengcheng Han, Qiushi Sun, et al. 2024. Automated peer reviewing in paper sea: Standardization, evaluation, and analysis. In *Findings of the Association for Computational Linguistics: EMNLP 2024*, pages 10164–10184.

Yi Zeng, Hongpeng Lin, Jingwen Zhang, Diyi Yang, Ruoxi Jia, and Weiyang Shi. 2024. How johnny can persuade llms to jailbreak them: Rethinking persuasion to challenge ai safety by humanizing llms. *arXiv preprint arXiv:2401.06373*.

Chen Zhang, Luis Fernando D’Haro, Yiming Chen, Malu Zhang, and Haizhou Li. 2023. A comprehensive analysis of the effectiveness of large language

models as automatic dialogue evaluators. <https://arxiv.org/abs/2312-15407>. CoRR, abs/2312-15407.

A Details for Perturbation Design

We present a framework to *degrade* three key content types—**paper**, **review**, and **rebuttal**—each along three principal perturbation aspects. Formally, let:

$$\begin{aligned}
 A_p &= \left\{ \begin{array}{l} \text{ContributionMani,} \\ \text{SoundnessMani,} \\ \text{PresentationMani} \end{array} \right\} \\
 A_r &= \left\{ \begin{array}{l} \text{ToneMani,} \\ \text{FactsMani,} \\ \text{ConclusionMani} \end{array} \right\} \\
 A_b &= \left\{ \begin{array}{l} \text{ToneMani,} \\ \text{PresentationMani,} \\ \text{CompleteMani} \end{array} \right\}
 \end{aligned}$$

Each element in these sets corresponds to a transformation function that modifies the original text. Our goal is to evaluate how an LLM-based reviewing system responds when exposed to these intentionally adverse or misleading modifications.

Below, we describe the motivations and strategies for these nine perturbations (three per content type). In each case, we either prompt an GPT-4o to inject or remove text, or we apply a rule-based/string-based replacement. Concretely, if p denotes a paper, r a review, and b a rebuttal, then a given perturbation aspect α transforms the original text x into

$$x' = F_\alpha(x),$$

where $F_\alpha(\cdot)$ is the perturbation function corresponding to α . We systematically feed (p', r', b') into our reviewing pipeline, measuring how the final scores or decisions change relative to the unperturbed inputs.

A.1 Paper Perturbation Aspects

To establish a reasonable paper perturbation system, we first investigate the reviewer guidelines from ARR⁵, ICLR 2024⁶, ACL 2023⁷, and other prominent NLP conferences. By synthesizing their shared considerations and primarily following the

⁵<https://aclrollingreview.org/reviewer-guidelines>

⁶<https://www.iclr.cc/Conferences/2024/ReviewerGuide>

⁷<https://2023.aclweb.org/blog/review-acl23>

review guidelines and definitions from ARR, we focus on three key dimensions that define a paper’s perceived quality: *Contribution*, *Soundness*, and *Presentation*. The definitions of these aspects are included in the related prompts (see Appendix E) to enhance the performance of the LLM. The detailed definitions are as follows:

- The contribution of a paper, combining definitions from ARR and ACL, refers to “Does this material have contributions that are distinct from previous publications?” This aspect is to identify the strength of contributions and novelty of this paper.
- The soundness of a paper, identical with ARR definition, considers “How sound and thorough is this study? Does the paper clearly state scientific claims and provide adequate support for them? Are the methods used in the paper reasonable and appropriate?”
- The presentation of a paper, combining definitions from ARR and ACL, asks “For a reasonably well-prepared and presented reader, is it clear what was done and why? Is the paper well-written and well-structured?”

In formal terms, for any $\alpha \in A_p$, let

$$p' = F_\alpha(p).$$

Depending on which dimension is manipulated, modifications may be localized (e.g., the “Method” section for SoundnessMani) or dispersed throughout (e.g., typos for PresentationMani).

Contribution (ContributionMani). We overclaim or distort the paper’s contribution to cast doubt on its genuine value. Concretely, we prompt GPT-4o to insert exaggerated originality statements (e.g., “We are the *first* to propose any method of this kind...”) while removing citations to closely related work. This can cause a diligent reviewer to question the authenticity of these claims.

Soundness (SoundnessMani). We prompt GPT-4o to remove or disguise crucial methodological and technical details (e.g., omit validation procedures and statistical testing methods for the experiment), thus making the paper less logically thorough consistent. By systematically rephrasing soundness-related content in this way, we create confusion around the rigor and effectiveness of the approach and test whether an LLM reviewer penalizes such shortcomings.

Presentation (PresentationMani). We diminish the paper’s clarity and polish by prompting GPT-4o to insert typos, awkward phrasings, or run-on sentences throughout. For instance, “These results demonstrate minimal improvement” might replace a cleaner sentence. This tests whether the LLM-based reviewer duly penalizes poor grammar and readability.

A.2 Review Perturbation Aspects

We define three strategies for modifying reviewer texts, each of which may influence the final (meta) decision. Formally, for any $\beta \in A_r$, we define

$$r' = F_\beta(r).$$

Two perturbations rely on prompting an LLM (tone, factual correctness), while one employs a simple string-based replacement (conclusion).

Tone (ToneMani). We prompt GPT-4o to transform a neutral or constructive review into one laden with negativity or dismissiveness. For instance, “The evaluation seems limited” becomes “The evaluation is fatally flawed.” This tests if a more hostile tone sways an LLM-based meta-review.

Factual Correctness (FactsMani). We maintain a per-paper “false claim bucket” of misleading or blatantly incorrect statements (e.g., “The authors used only 2 training samples,” “No experiments were conducted”). In practice, we prompt GPT-4o to generate several false claims for each paper, store them, and then randomly sample three of these claims per reviewer. We insert these three falsehoods into the reviewer’s “Weakness” section. Formally, if \mathcal{B}_p is the false claim bucket for paper p , we sample $\{c_1, c_2, c_3\} \subset \mathcal{B}_p$ and form

$$r' = r \oplus (c_1, c_2, c_3),$$

where \oplus denotes text insertion in the “Weakness” section. This tests whether the meta-review automatically accepts these inaccuracies.

Conclusion (ConclusionMani). Because our dataset comprises *accepted* papers (with generally positive reviews), we use a simple string-based replacement to flip any accept-leaning rating to a *strong reject*. Concretely, if a reviewer’s score or stance is “weak accept,” “accept,” or any numeric score above threshold, we replace it with “strong reject.” Denoting the original rating by $\text{Score}(r)$, we define a flip operator

$$\text{Flip}(\text{Score}(r)) = \text{strong reject},$$

yielding

$$r' = r[\text{Score} \mapsto \text{Flip}(\text{Score}(r))].$$

This tests whether the meta-review function uncritically adopts a contrarian verdict.

A.3 Rebuttal Perturbation Aspects

Finally, we apply three analogous perturbations to the authors’ rebuttals. Let $\gamma \in A_b$, then

$$b' = F_\gamma(b).$$

These concern *tone*, *presentation*, and *completeness*.

Tone (ToneMani). We prompt GPT-4o to rewrite a rebuttal with heightened dismissiveness, sarcasm, or hostility toward the reviewers. For example, “We appreciate the reviewer’s suggestions” becomes “This reviewer’s suggestion offers no value.” This tests if an aggressively negative author response shifts the meta-review decision.

Presentation (PresentationMani). As with the paper-level PresentationMani, we add typos, subject-verb mismatches, or disorganized paragraph structures to degrade readability. This tests whether an incoherent, disorganized rebuttal affects an LLM-based meta-review.

Completeness (CompleteMani). We remove substantive responses to major reviewer criticisms or replace them with generic placeholders (e.g., “We will consider it”), leaving only superficial replies. This creates ambiguous, unspecific rebuttals that test whether the meta-review is more likely to penalize incomplete author responses.

B Implementation and Evaluation Details

B.1 Data Collection Details

We focus on ICLR for its prominence in computer science and its open policy of publishing papers, reviews, and rebuttals. In particular, we collect and analyze only *accepted* papers, ensuring each paper provides a high-quality baseline before our systematic perturbation tests. As suggested by methodologies grounded in qualitative evaluation theory (Strauss and Corbin, 1998), perturbation-based analyses require texts with sufficiently robust content so that the introduction of artificial flaws or distortions produces meaningful effects. Perturbing lower-quality or already flawed submissions would risk obscuring the impact of these interventions.

To capture a balanced sample of high-quality work, we adopt a *stratified sampling* strategy across ICLR acceptance categories (poster, spotlight, oral). According to official ICLR 2024 statistics,⁸ we proportionally select a final subset of **508 accepted papers** that closely mirrors these ratios. Our collection comprises 406 posters ($\approx 80\%$), 83 spotlights ($\approx 16\%$), and 19 orals ($\approx 4\%$). Each paper p is accompanied by multiple human-written reviews $\{r_1, \dots, r_k\}$ and an associated *rebuttal* b .

To ensure accurate parsing of formulas, tables, and structural divisions, we use the ICLR 2024 parsed paper dataset released by Yu et al. (2024). This dataset encodes mathematical expressions in \LaTeX (rather than corrupted text) and provides a clear section hierarchy in mmd, enabling large language models to more reliably process each paper’s content.

B.2 Review Setup Details

Following the ICLR reviewer guidelines,⁹ we primarily align both the review and meta-review outputs with the conference’s required fields.

For the *LLM-as-Reviewer* role, we adopt an *ICLR Review Template CoT*. This format requests a concise summary of the paper, along with its key strengths and weaknesses, and collects numeric ratings for **Contribution**, **Soundness**, and **Presentation** (each on a 1–4 scale). We then incorporate an overall rating (1–10) strictly following the ICLR rubric, ensuring that each generated review addresses the official dimensions and culminates in a clear recommendation.

For the *LLM-as-Meta-Reviewer* setting, we base our chain-of-thought (CoT) on the official ICLR meta-review output fields, which include concise justifications (e.g., “Why Not Higher Score,” “Why Not Lower Score”). We also explore two alternative CoT configurations. In *None CoT*, the meta-reviewer provides only a single numeric score (1–10) and a final decision, omitting visible reasoning. In *Dimension CoT*, the meta-reviewer explicitly assigns scores for Contribution, Soundness, and Presentation before offering a brief rationale and verdict. To make the results more transparent, we further request an overall rating (1–10) and a final acceptance category once any chain of thought is

⁸ICLR 2024 received 5779 submissions in total, of which 3519 were rejected (61%), and 2260 were accepted: 1808 (80%) as posters, 366 (16%) as spotlights, and 86 (4%) as orals.

⁹<https://www.iclr.cc/Conferences/2024/ReviewerGuide>

complete. By comparing these three modes (official ICLR meta-review fields as CoT, None CoT, and Dimension CoT), we can systematically assess how different degrees of explanation and structure may affect an LLM meta-reviewer’s susceptibility to manipulative information.

B.3 Perturbation Implementation Details

Our perturbation pipeline operates on three core textual components—*paper*, *review*, and *rebuttal*—transforming each with either GPT-4o prompts or rule-based string edits, in line with the nine perturbation aspects. For **paper-level** degradations related to *Contribution* (ContributionMani) or *Soundness* (SoundnessMani), we employ the thematic coding system presented in Appendix B.4 to identify which sections (such as *Method*, *Experiments*, or *Background*) are pertinent to each aspect. We then prompt GPT-4o on a section-by-section basis to introduce exaggerated novelty claims or to omit vital methodological details, ensuring that only the targeted areas of the text are affected.

For presentation and tone manipulations, we use GPT-4o to insert typos, syntactic errors, or confusing paragraph structures into relevant portions of the paper or the rebuttal (PresentationMani) and to intensify hostility or sarcasm in reviewers’ texts or the rebuttal (ToneMani). Some modifications are simpler, relying on direct string replacements rather than GPT-4o rewriting. In particular, we generate “false claim buckets” for each paper and randomly insert a few erroneous statements into the “Weakness” sections of reviews (FactsMani), flip any initially positive stance to “strong reject” (ConclusionMani), and remove or trivialize the authors’ responses so that criticisms remain largely unaddressed (CompleteMani).

Following these modifications, we feed the altered paper (p'), reviews $\{r'_i\}$, and rebuttal $\{b'_i\}$ into the *LLM-as-Reviewer* and *LLM-as-Meta-Reviewer* pipelines:

$$\text{Pipeline}(p', \{r'_i\}, \{b'_i\}) \rightarrow \{\text{scores, decisions}\}.$$

By combining granular section-level changes guided by our coding approach with a mixture of GPT-4o and rule-based edits, we can systematically create a broad range of flawed scenarios and measure how well the reviewing system detects and addresses these manipulations.

Detailed prompt templates for both paper- and review-level transformations, along with illustra-

tions of how we generate new reviews or meta-reviews, appear in Appendix E

B.4 Paper Section Taxonomy

Since not all paper sections directly align with the *contribution* or *soundness* perturbation aspects, we adopt a human-guided thematic coding process to isolate the sections most relevant to each dimension. As shown in Figure 4, we reference grounded theory (Glaser, 1978; Connor et al., 2024) and thematic coding (Naeem et al., 2023), drawing on reviewer guidelines from NLP conferences (e.g., ARR¹⁰, ICLR2024¹¹, ACL2023¹²) to identify structural features that strongly indicate either theoretical rigor or novel contributions.

In total, we compiled **1149 distinct section names** from our collected ICLR papers. Among these, **781** were deemed relevant to the *contribution* aspect (e.g., sections underscoring originality, positioning, or novelty), while **699** were identified as pertinent to the *soundness* aspect (e.g., methods, experiments, or theoretical foundations). Using these annotated labels, we link specific paper sections (first-level concepts) to higher-level themes (second-level concepts) that capture the essence of *soundness* and *contribution*. By clarifying which components of the manuscript align with which dimension, we can strategically determine where to apply a particular perturbation (e.g., modifying only “Method” sections for a soundness-oriented attack). In the rare case that a section has a highly unconventional name, we manually review its content to confirm its alignment with either aspect.

B.5 Perturbation Evaluation

B.5.1 Perturbation Statistics

Here we demonstrate some basic numerical features about perturbation. For LLM-based perturbation, Figure 5 and Table 5 collectively show the basic statistics and the distribution of times for each aspects of each paper and its corresponding responses (i.e., reviews, rebuttals) that have been perturbed. For rule-based perturbation, i.e. “factual correctness” and “conclusion” in reviews, we calculate the amount of reviews for each paper and obtain the perturbation statistics for overall according to the previous designed perturbation rules.

¹⁰<https://aclrollingreview.org/reviewerguidelines>

¹¹<https://www.iclr.cc/Conferences/2024/ReviewerGuide>

¹²<https://2023.aclweb.org/blog/review-acl23>

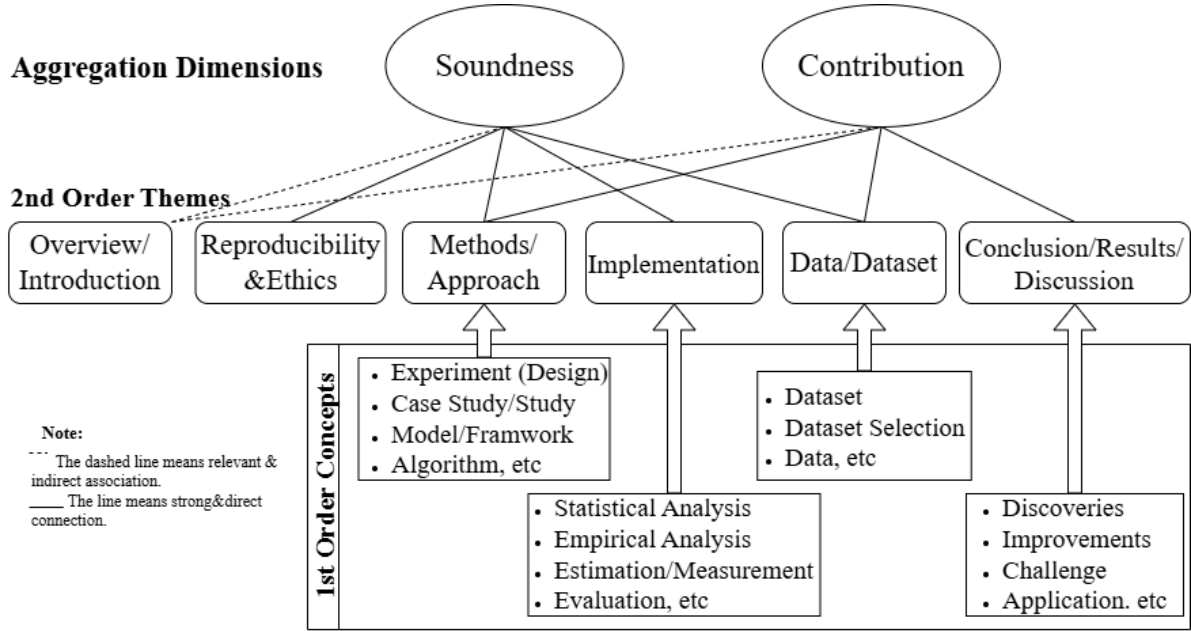


Figure 4: Section Coding Process

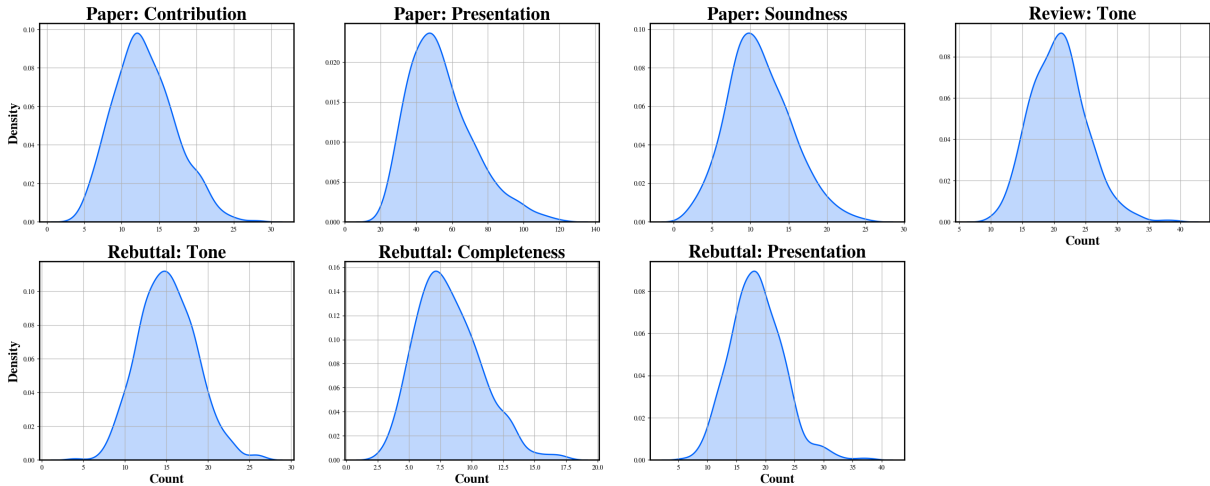


Figure 5: LLM-Based Perturbation Times for Each Aspects in Each Paper

B.5.2 Manual Evaluation

To assess whether the LLM perturbed texts align with their expected outputs, we conducted a manual evaluation of total 800 samples from the papers, reviews and rebuttals dataset respectively, covering the three attack modes and eight perturbation aspects (except for the “conclusion”, which is perturbed by substituting the concluded score) outlined in Figure 2. Generally, we selected 100 samples from each perturbation aspect and manually evaluated how well each sample matched its designated semantically or expressively textual manipulations (see Appendix B.4). Specially for the “factual correctness”, we manually check the effectiveness of AI-generated false claims by randomly

extracting 400 samples from total 8187 claims. The success rates are presented in Table 6.

Each selected sample was evaluated for its consistency with the designed perturbation manipulation, and the results indicate high success rates across all modes and aspects, with some achieving perfect alignment. These results underscore the reliability of the combination between LLM and applicable prompts in modifying texts that align with their expected perturbed output.

B.6 Statistical Tests

Wilcoxon Signed-Rank Test. Let (b_i, p_i) be the baseline and perturbed scores for instance i , and define $d_i = b_i - p_i$. We discard any i where $d_i = 0$.

Mode	Aspect	Sum	Mean	Min	Max
Paper	Contribution	6,645	13.08	4	28
Paper	Soundness	5,695	11.21	2	25
Paper	Presentation	2,7365	53.87	22	120
Review	Tone	10,551	20.77	10	39
Review	Correctness	5,880	11.57	6	18
Review	Conclusion	1,960	3.86	2	6
Rebuttal	Tone	7,675	15.11	4	26
Rebuttal	Completeness	4,151	8.17	3	17
Rebuttal	Presentation	9,380	18.46	6	38

Table 5: Statistics of all textual perturbation manipulation times.

Mode	Aspect	Expressive	Semantic	Success Rate (%)
Paper	Contribution	NO	YES	100
Paper	Soundness	NO	YES	99
Paper	Presentation	YES	NO	100
Review	Tone	YES	NO	95
Review	Correctness	NO	YES	91
Rebuttal	Tone	YES	NO	100
Rebuttal	Completeness	NO	YES	94
Rebuttal	Presentation	YES	NO	100

Table 6: Success rates of LLM-related textual perturbation manipulation.

For $d_i \neq 0$, let r_i be the rank of $|d_i|$ among these nonzero differences, with $r_i = 1$ for the smallest and $r_i = N$ for the largest (where N is the number of nonzero differences). We then define:

$$W^+ = \sum_{i:d_i>0} r_i, \quad W^- = \sum_{i:d_i<0} r_i.$$

We use W^+ to test $H_0: \text{median}(d_i) \leq 0$ against $H_A: \text{median}(d_i) > 0$, and an analogous procedure tests $H_0: \text{median}(d_i) \geq 0$. Under the null, W^+ follows a known distribution for small N , and an asymptotic normal approximation for large N :

$$z = \frac{W^+ - \frac{N(N+1)}{4}}{\sqrt{\frac{N(N+1)(2N+1)}{24}}}.$$

If z exceeds a critical value z_α , we reject H_0 , indicating a significant directional shift.

Equivalence (TOST). If the Wilcoxon Signed-Rank Test indicates no significant difference, we determine whether $|\bar{d}|$ is sufficiently small for prac-

tical equivalence. Specifically,

$$\bar{d} = \frac{1}{n} \sum_{i=1}^n d_i,$$

$$\sigma_d = \sqrt{\frac{1}{n-1} \sum_{i=1}^n (d_i - \bar{d})^2},$$

$$\text{SE} = \frac{\sigma_d}{\sqrt{n}}.$$

and an equivalence margin δ is defined. We compute

$$t_\ell = \frac{\bar{d} + \delta}{\text{SE}}, \quad t_u = \frac{\bar{d} - \delta}{\text{SE}}.$$

We reject $H_0^-(\delta) : \bar{d} \leq -\delta$ if $t_\ell > t_{\alpha, n-1}$, and $H_0^+(\delta) : \bar{d} \geq +\delta$ if $t_u < -t_{\alpha, n-1}$. Rejecting both implies $|\bar{d}| < \delta$ —no meaningful difference (Lakens, 2017).

C Detailed Results

We provide detailed results supplementing the main experiment using GPT-4o. It includes visualizations and tables showing the effects of perturbations on both LLM-as-Reviewer (Figures 6, 7, 9) and LLM-as-Meta-Reviewer (Figures 8, 10, 11, 12, and Tables 7, 8, 9).

D Additional Results

We present additional results using Gemini-2.0-Flash-001, replicating the main experiments performed with GPT-4o. The following tables and figures detail Gemini’s performance as both a reviewer (Tables 10, 11, and Figure 16) and a meta-reviewer (Tables 12, 13, 14, 15, 16, 17, and Figures 14, 15, 17).

E Prompts

We demonstrate all prompts of the setting for LLM as Reviewer, LLM as Meta-Reviewer, and the related perturbations.

F Case Study

Table 18 demonstrates the performance of perturbation attack across all designed aspects respectively. To help readers better understand the difference between LLM outcomes before and after manipulations, we select five pairs of model outputs to be compared in details, including LLM as Reviewer and LLM as Meta-Reviewer. See details in Figures 18, 19, 20, 21, and 22.

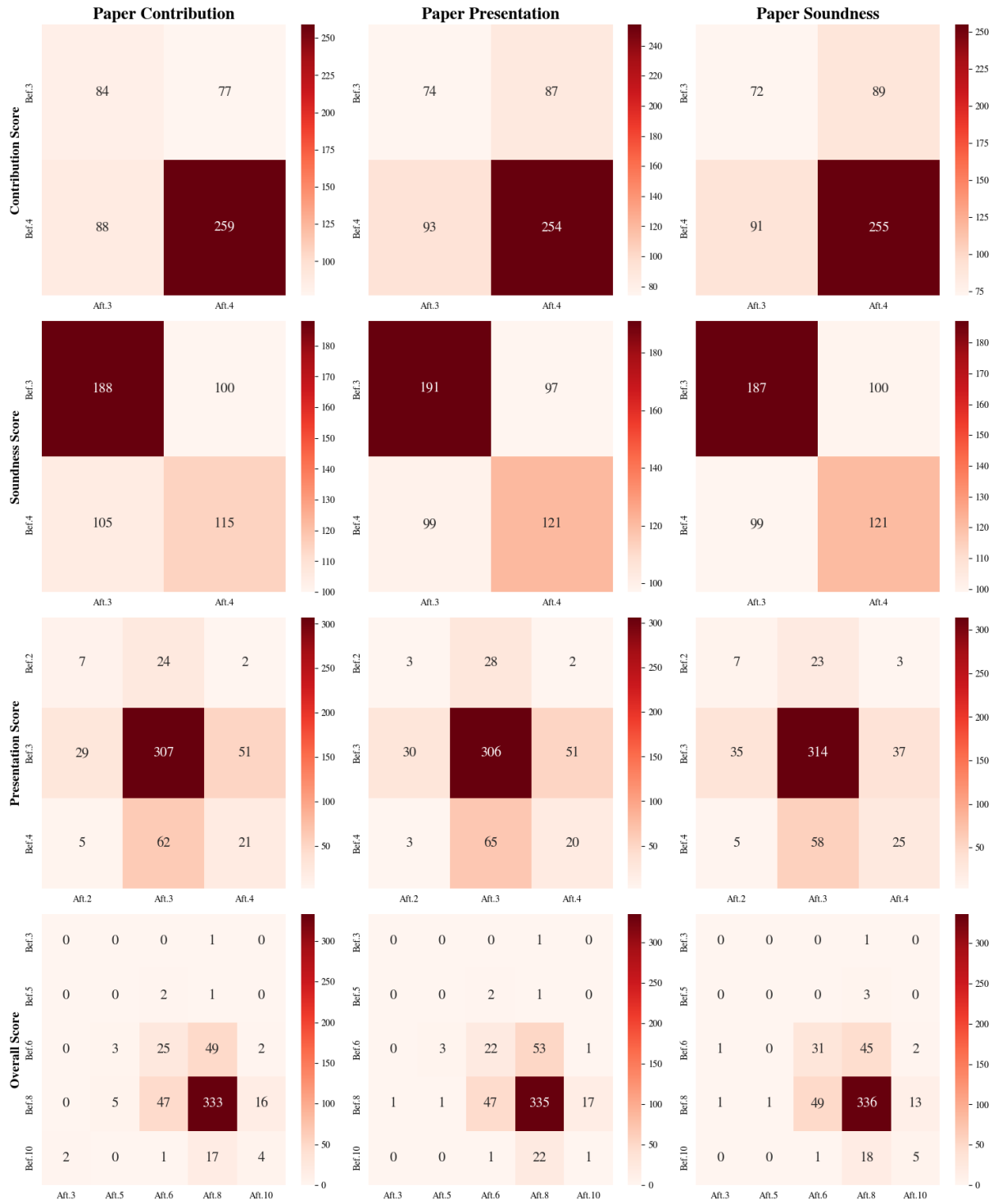


Figure 6: LLM As Reviewer: Transition Matrices of Contribution Score, Presentation Score, Soundness Score and Overall Score. Each matrix demonstrates the transition of the related score from LLM-As-Reviewer outcomes across three paper perturbation aspects. The y-axis represents the score from baseline outcomes (i.e., before perturbation), the x-axis represents the score from perturbed outcomes.

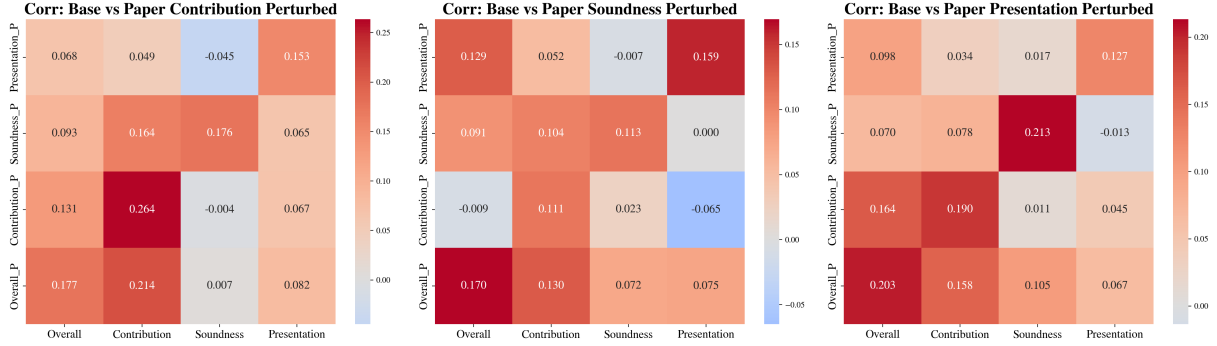


Figure 7: LLM As Reviewer: Correlation in review scores combining base and perturbed model outcomes across different paper perturbation aspects. The x-axis represents overall score and three dimension scores before perturbation, the y-axis represents scores after perturbation.

Mode	Perturb Aspect	Prompt Setting	Accept as Poster	Reject	Accept as Oral	Accept as Spotlight
Paper	Contribution	Dimension	-0.79%	-5.51%	5.51%	0.79%
		None	-0.79%	0.00%	0.20%	0.59%
		Template	-4.33%	-2.17%	5.71%	0.79%
	Presentation	Dimension	2.76%	-5.71%	2.36%	0.59%
		None	0.39%	-0.98%	-0.39%	0.98%
		Template	-5.91%	-2.17%	6.50%	1.57%
Soundness	Dimension	2.36%	-7.87%	4.13%	1.38%	
	None	-0.20%	-1.38%	0.59%	0.98%	
	Template	-2.76%	-2.95%	5.12%	0.59%	
Rebuttal	Completeness	Dimension	2.56%	-6.10%	2.17%	1.38%
		None	0.00%	-0.39%	0.00%	0.39%
		Template	-0.59%	-0.79%	0.59%	0.79%
	Presentation	Dimension	4.92%	-6.10%	0.98%	0.20%
		None	0.20%	-0.59%	-0.20%	0.59%
		Template	-1.59%	-0.78%	2.97%	-0.59%
Tone	Dimension	2.95%	-5.31%	1.97%	0.39%	
	None	-0.59%	-0.39%	0.98%	0.00%	
	Template	-1.40%	-0.98%	1.98%	0.40%	
Review	Conclusion	Dimension	-46.65%	45.87%	0.20%	0.59%
		None	-46.65%	45.47%	0.79%	0.39%
		Template	-33.83%	32.82%	0.21%	0.80%
	Factual	Dimension	2.56%	-6.10%	2.36%	1.18%
		None	0.39%	-1.38%	0.00%	0.98%
		Template	-3.15%	-2.56%	5.31%	0.39%
Tone	Dimension	1.97%	-4.72%	2.36%	0.39%	
	None	0.20%	-0.98%	0.39%	0.39%	
	Template	0.38%	-1.97%	1.58%	0.00%	

Table 7: LLM As Meta-Reviewer: Changes in the distribution of final decision categories (Poster, Reject, Oral, Spotlight) after perturbation. Values represent the difference: % in category (Perturbed) - % in category (Baseline). Negative values (underlined) indicate a decrease in that category's proportion.

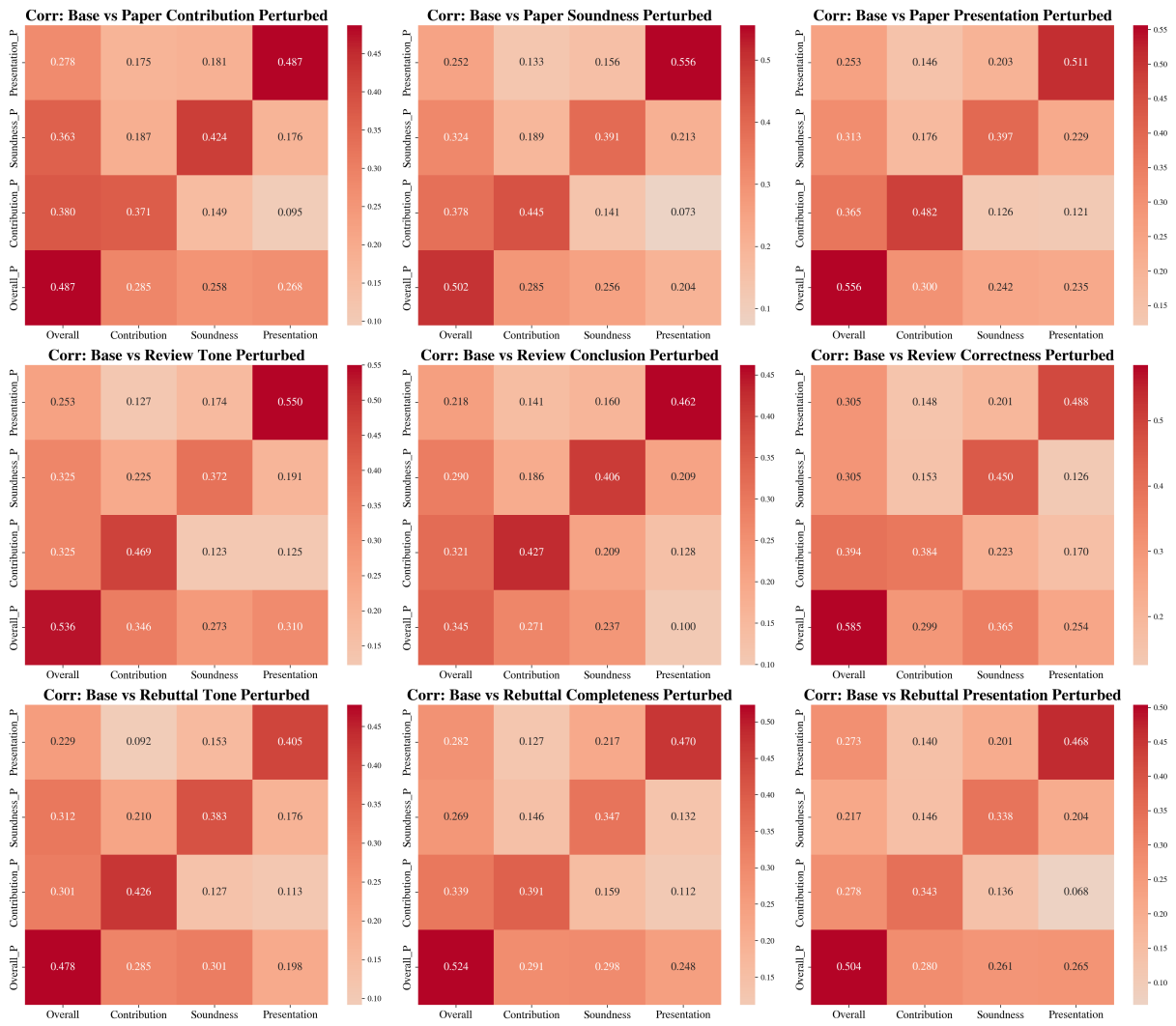


Figure 8: LLM As Meta-Reviewer: Correlation in meta-review scores combining base and perturbed model outcomes across all perturbation aspects. The x-axis represents overall score and three dimension scores before perturbation, the y-axis represents scores after perturbation.

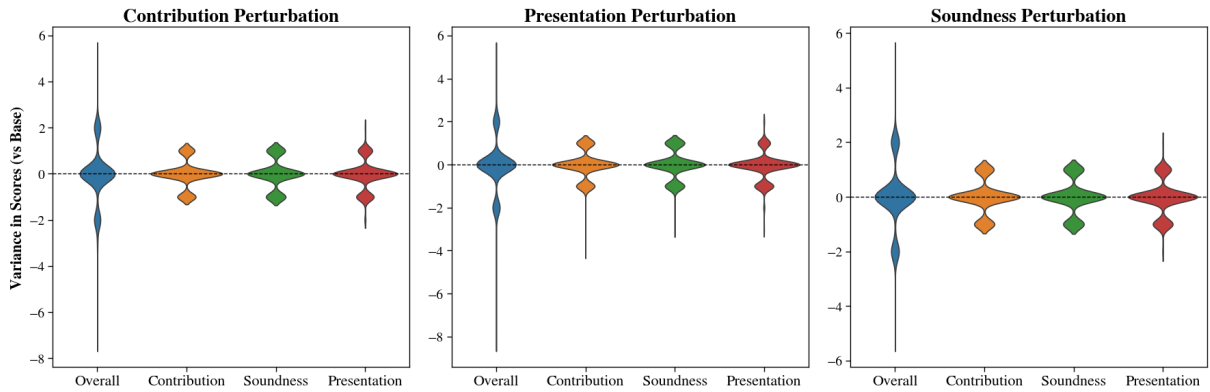


Figure 9: LLM As Reviewer: Distribution of variances in review scores. The figure shows delta values in overall score and three dimension scores compared with the baseline across different paper perturbation aspects.

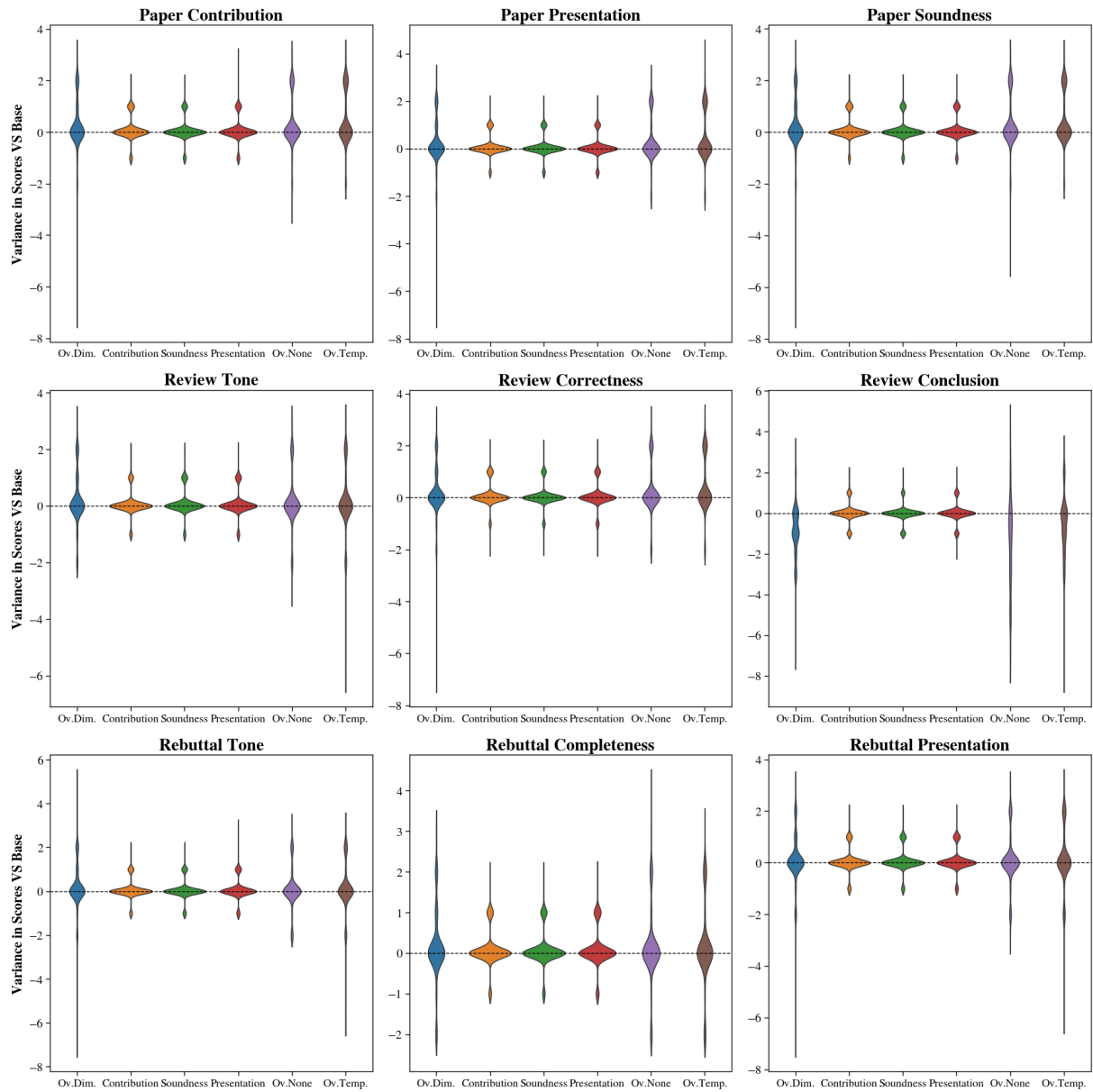


Figure 10: LLM As Meta-Reviewer: Distribution of variances in metareview scores. The figure shows delta values in overall score across three chain of thoughts and three dimension scores, compared with the baseline across different paper perturbation aspects.

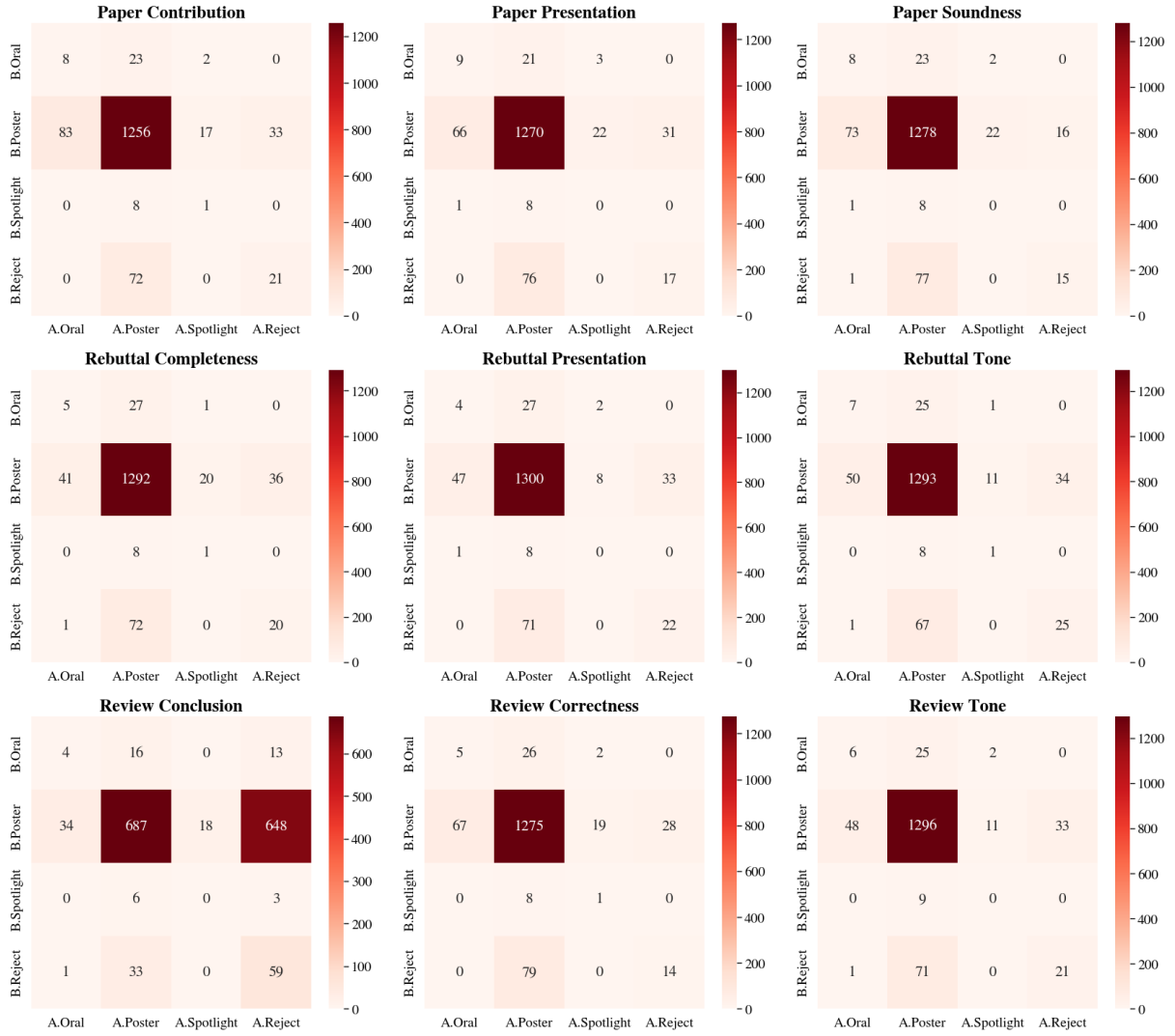


Figure 11: Transition Matrices of Final Decision. Aggregated and clustered by perturbation aspects, each matrix demonstrates the overall transition of the final decision from LLM-As-Meta-Reviewer outcomes across different aspects. The y-axis represents the final decision from baseline outcomes (i.e., before perturbation), the x-axis represents the final decision from perturbed outcomes.

Mode	Aspect	Contribution	Soundness	Presentation	Ov. Dim.	Ov. None	Ov. Temp.
Paper	Contribution	0.26	0.10	0.06	0.08	0.34	0.47
	Soundness	0.26	0.11	0.07	0.09	0.36	0.48
	Presentation	0.26	0.09	0.07	0.06	0.32	0.47
Review	Tone	0.20	0.05	0.08	0.08	0.17	0.18
	Correctness	0.19	0.09	0.05	0.06	0.27	0.42
	Conclusion	<u>-0.84</u>	0.01	<u>-0.03</u>	0.01	<u>-1.65</u>	<u>-0.58</u>
Rebuttal	Tone	0.19	0.07	0.05	0.07	0.09	0.17
	Completeness	0.17	0.08	0.08	0.09	0.14	0.15
	Presentation	0.11	0.06	0.06	0.08	0.09	0.16

Table 8: Average differences in *LLM-as-Meta-Reviewer* scores (*Perturbed* – *Base*) across perturbation aspects and chain-of-thought (CoT) variants. The table presents score differences organized by perturbation mode and aspect (rows) and affected rating scores (columns). Dimension scores (Contribution, Soundness, and Presentation) range from 1 to 4, and overall scores range from 1 to 10. Overall scores are presented for three CoT conditions: Dimension CoT (Ov. Dim.), None CoT (Ov. None), and Template CoT (Ov. Temp.). Negative values (underlined) indicate a more negative decision after perturbation; positive values indicate a more favorable outcome. Shading indicates the magnitude of the difference.

Mode	Perturb Aspect	Dimension	None	Template
Paper	Contribution	0.187	0.155	0.058
	Presentation	0.186	0.054	0.093
	Soundness	0.180	0.123	0.039
Rebuttal	Completeness	0.227	0.021	0.084
	Presentation	0.210	0.129	0.106
	Tone	0.230	0.208	0.145
Review	Conclusion	0.082	-0.031	0.017
	Factual	0.177	-0.026	0.014
	Tone	0.238	0.078	0.070

Table 9: Kappa Results for Final Decision (Review = meta-review) under Different Prompt Settings.

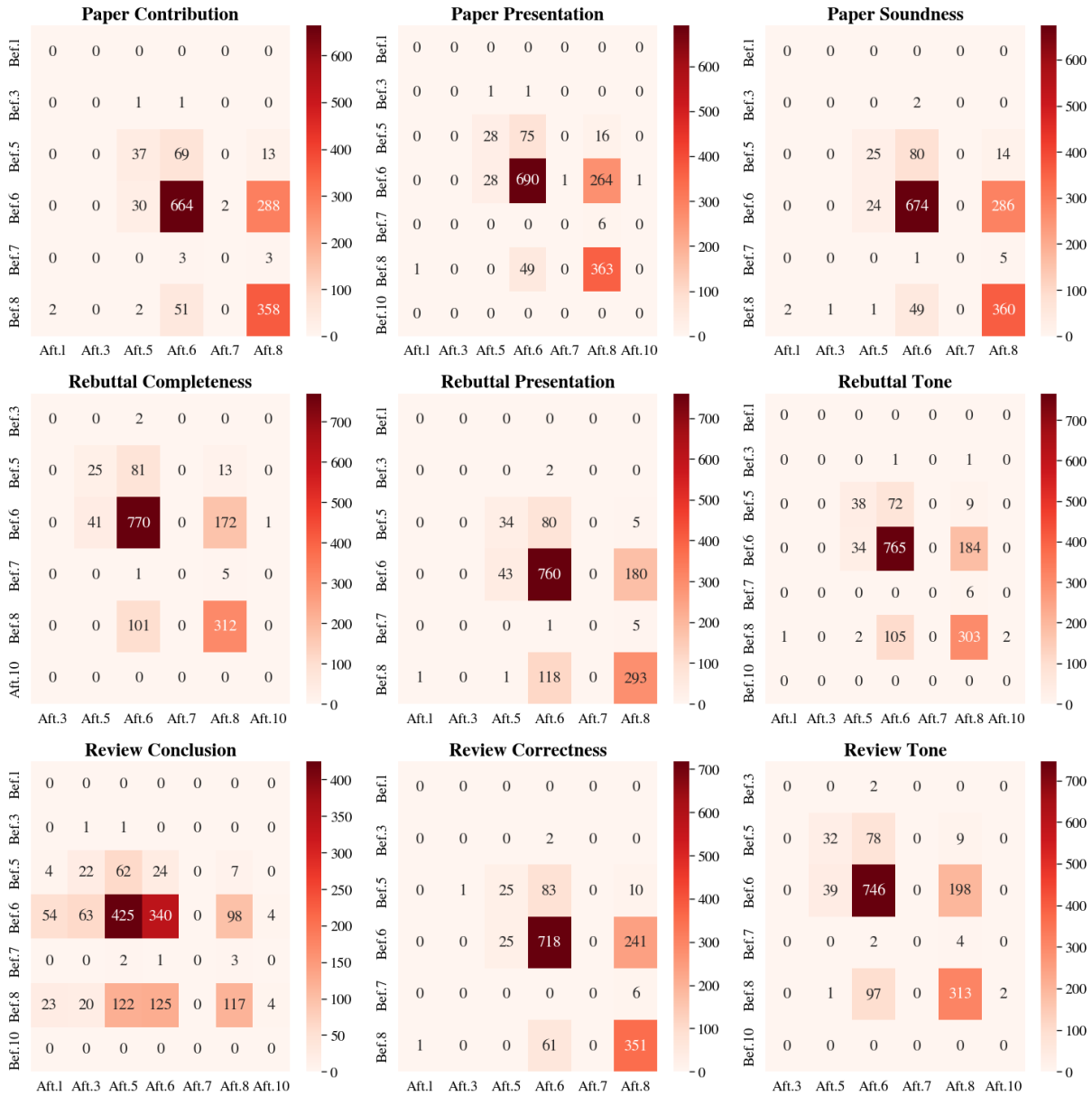


Figure 12: Transition Matrices of Overall Score. Aggregated and clustered by perturbation aspects, each matrix demonstrates the overall transition of the overall score from LLM-As-Meta-Reviewer outcomes across different aspects. The y-axis represents the overall score from baseline outcomes (i.e., before perturbation), the x-axis represents the overall score from perturbed outcomes.

Aspect	Score Column	Direction
Contribution	contribution_score	↔ (NSD + Equiv)
	soundness_score	↔ (NSD + Equiv)
	overall_score	↔ (NSD + Equiv)
	presentation_score	↔ (NSD + Equiv)
Presentation	contribution_score	↔ (NSD + Equiv)
	soundness_score	↔ (NSD + Equiv)
	overall_score	↔ (NSD + Equiv)
	presentation_score	↔ (NSD + Equiv)
Soundness	contribution_score	↔ (NSD + Equiv)
	soundness_score	↔ (NSD + Equiv)
	overall_score	↔ (NSD + Equiv)
	presentation_score	↔ (NSD + Equiv)

Table 10: Gemini-2.0-flash Results: Review Test Results (Review Type = review, Prompt = template_dimension). Here, ↔ indicates No Significant Difference plus Equivalence, and ↓ indicates a decline in the score. Dimension-level tests use a margin of ± 0.5 , and overall scores use ± 1.0 for equivalence checks.

Aspect	Contri.	Sound.	Present.	Overall Rating
Contribution	<u>-0.014</u>	<u>-0.010</u>	0.015	0.054
Soundness	<u>-0.002</u>	<u>-0.010</u>	<u>-0.006</u>	0.062
Presentation	0.014	<u>-0.006</u>	0.017	0.043

Table 11: Gemini-2.0-flash Results: Average differences in *LLM-as-Reviewer* scores (*Perturbed* – *Base*) for each paper-level perturbation. Rows represent the perturbation aspect applied (Contribution, Soundness, Presentation); columns represent the rating score that was affected (Contribution, Soundness, Presentation, and Overall Rating). Dimension scores range from 1 to 4; the Overall Rating ranges from 1 to 10. Shading highlights the magnitude of score drops, and negative values are underlined.

Mode	Aspect	Contribution	Soundness	Presentation	Ov. Dim.	Ov. None	Ov. Temp.
Paper	Contribution	0.122	0.153	0.153	0.395	0.532	0.203
	Soundness	0.110	0.147	0.162	0.460	0.518	0.308
	Presentation	0.116	0.141	0.157	0.439	0.500	0.230
Review	Factual	0.147	0.168	0.149	0.439	0.490	0.166
	Tone	<u>-0.046</u>	0.075	0.064	<u>-0.050</u>	0.033	<u>-0.151</u>
	Conclusion	0.091	0.110	0.122	0.025	<u>-0.451</u>	<u>-0.141</u>
Rebuttal	Completeness	<u>-0.062</u>	0.075	0.075	<u>-0.077</u>	0.023	<u>-0.178</u>
	Presentation	<u>-0.050</u>	0.091	0.066	<u>-0.110</u>	0.043	<u>-0.149</u>
	Tone	<u>-0.037</u>	0.075	0.048	<u>-0.081</u>	0.052	<u>-0.172</u>

Table 12: Gemini-2.0-flash Results: Average differences in *LLM-as-Meta-Reviewer* scores (*Perturbed* – *Base*) across perturbation aspects and chain-of-thought (CoT) variants. The table presents score differences organized by perturbation mode and aspect (rows) and affected rating scores (columns). Dimension scores (Contribution, Soundness, and Presentation) range from 1 to 4, and overall scores range from 1 to 10. Overall scores are presented for three CoT conditions: Dimension CoT (Ov. Dim.), None CoT (Ov. None), and Template CoT (Ov. Temp.). Negative values (underlined) indicate a more negative decision after perturbation; positive values indicate a more favorable outcome. Shading indicates the magnitude of the difference.

Mode	Perturb Aspect	Prompt Setting	Accept as Poster	Reject	Accept as Oral	Accept as Spotlight
Paper	Contribution	Dimension	-14.12%	-14.70%	13.93%	14.89%
		None	-2.32%	-3.68%	28.24%	-22.24%
		Template	-15.86%	-1.55%	9.86%	7.54%
	Presentation	Dimension	-9.67%	-14.12%	15.67%	8.12%
		None	-1.35%	-3.48%	25.92%	-21.08%
		Template	-11.61%	-1.35%	11.22%	1.74%
	Soundness	Dimension	-14.51%	-15.09%	14.70%	14.70%
		None	-4.06%	-3.48%	27.47%	-19.92%
		Template	-17.41%	-1.55%	15.47%	3.48%
Rebuttal	Completeness	Dimension	10.25%	-8.32%	-6.00%	4.06%
		None	16.25%	-1.35%	4.26%	-19.15%
		Template	17.60%	0.58%	-8.12%	-10.06%
	Presentation	Dimension	7.35%	-8.51%	-5.42%	6.58%
		None	16.83%	-1.93%	5.22%	-20.12%
		Template	12.96%	1.16%	-5.80%	-8.32%
	Tone	Dimension	3.48%	-7.16%	-4.84%	8.51%
		None	17.41%	-1.35%	5.80%	-21.86%
		Template	13.54%	0.77%	-7.16%	-7.16%
Review	Conclusion	Dimension	-7.74%	-10.06%	3.09%	14.70%
		None	1.93%	18.96%	-3.48%	-17.41%
		Template	-20.89%	3.48%	-3.09%	20.50%
	Factual	Dimension	-7.93%	-14.51%	14.70%	7.74%
		None	-2.90%	-3.29%	24.95%	-18.76%
		Template	-9.28%	-0.97%	7.74%	2.51%
	Tone	Dimension	6.58%	-9.67%	-3.87%	6.96%
		None	15.28%	-2.13%	4.26%	-17.41%
		Template	12.57%	0.39%	-6.96%	-6.00%

Table 13: Gemini-2.0-flash Results: Changes in the distribution of final decision categories (Poster, Reject, Oral, Spotlight) after perturbation. Values represent the difference: % in category (Perturbed) - % in category (Baseline). Negative values (underlined) indicate a decrease in that category’s proportion.

Mode	Perturb Aspect	Dimension	None	Template
Paper	Contribution	↑ (before < after)	↑ (before < after)	↑ (before < after)
	Presentation	↑ (before < after)	↑ (before < after)	↑ (before < after)
	Soundness	↑ (before < after)	↑ (before < after)	↑ (before < after)
Rebuttal	Completeness	↔ (NSD + Equiv.)	↓ (before > after)	↓ (before > after)
	Presentation	↔ (NSD + Equiv.)	↓ (before > after)	↓ (before > after)
	Tone	↔ (NSD + Equiv.)	↓ (before > after)	↓ (before > after)
Review	Conclusion	↑ (before < after)	↓ (before > after)	↑ (before < after)
	Factual	↑ (before < after)	↑ (before < after)	↑ (before < after)
	Tone	↑ (before < after)	↔ (NSD + Equiv.)	↓ (before > after)

Table 14: Gemini-2.0-flash Results: Simple Mapping Final Decision Results (Review = meta-review) under Different Prompt Settings. Dark green upward arrows (↑) denote cases where before is less than after (i.e., a rising trend), dark red downward arrows (↓) denote cases where before is greater than after (i.e., a declining trend), and blue horizontal arrows (↔) indicate NSD + Equiv. with threshold (± 0.5).

Mode	Perturb Aspect	Dimension	None	Template
Paper	Contribution	↑ (before < after)	↑ (before < after)	↑ (before < after)
	Presentation	↑ (before < after)	↑ (before < after)	↑ (before < after)
	Soundness	↑ (before < after)	↑ (before < after)	↑ (before < after)
Rebuttal	Completeness	↑ (before < after)	↓ (before > after)	↓ (before > after)
	Presentation	↑ (before < after)	↓ (before > after)	↓ (before > after)
	Tone	↑ (before < after)	↓ (before > after)	↓ (before > after)
Review	Conclusion	↑ (before < after)	↓ (before > after)	↑ (before < after)
	Factual	↑ (before < after)	↑ (before < after)	↑ (before < after)
	Tone	↑ (before < after)	↓ (before > after)	↓ (before > after)

Table 15: Gemini-2.0-flash Results: Proportional Mapping Final Decision Results (Review = meta-review) under Different Prompt Settings. Dark green upward arrows (↑) denote cases where before is less than after (i.e., a rising trend), and dark red downward arrows (↓) denote cases where before is greater than after (i.e., a declining trend).

Mode	Perturb Aspect	Dimension	None	Template
Paper	contribution	↑ (before < after)	↑ (before < after)	↑ (before < after)
	presentation	↑ (before < after)	↑ (before < after)	↑ (before < after)
	soundness	↑ (before < after)	↑ (before < after)	↑ (before < after)
Rebuttal	completeness	↓ (before > after)	↔ (NSD + Equiv.)	↓ (before > after)
	presentation	↓ (before > after)	↔ (NSD + Equiv.)	↓ (before > after)
	tone	↓ (before > after)	↔ (NSD + Equiv.)	↓ (before > after)
Review	conclusion	↔ (NSD + Equiv.)	↓ (before > after)	↓ (before > after)
	factual	↑ (before < after)	↑ (before < after)	↑ (before < after)
	tone	↔ (NSD + Equiv.)	↔ (NSD + Equiv.)	↓ (before > after)

Table 16: Gemini-2.0-flash Results: Test Results for overall_score (Meta-Review) under Different Prompt Settings. ↑ indicates a rising trend (before < after), ↓ indicates a declining trend (before > after), and ↔ indicates NSD + Equiv. (± 1).

Mode	Perturb Aspect	Dimension	None	Template
Paper	Contribution	0.130	0.235	0.178
	Presentation	0.081	0.201	0.183
	Soundness	0.130	0.214	0.209
Rebuttal	Completeness	0.105	0.243	0.175
	Presentation	0.139	0.214	0.105
	Tone	0.118	0.186	0.154
Review	Conclusion	0.149	0.119	0.015
	Factual	0.106	0.222	0.163
	Tone	0.159	0.220	0.164

Table 17: Gemini-2.0-flash Results: Kappa Results for Final Decision across Different Prompt Settings (Review = meta-review).

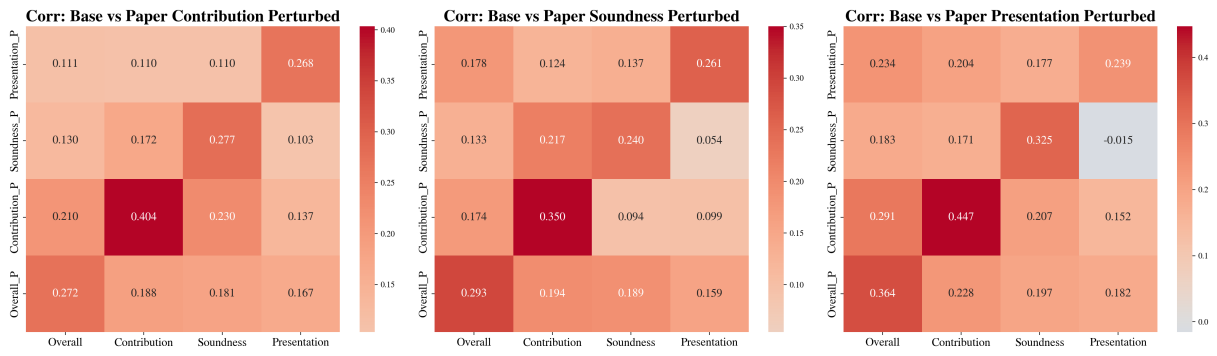


Figure 13: Gemini-2.0-flash Results: Correlation in review scores combining base and perturbed model outcomes across different paper perturbation aspects. The x-axis represents overall score and three dimension scores before perturbation, the y-axis represents scores after perturbation.

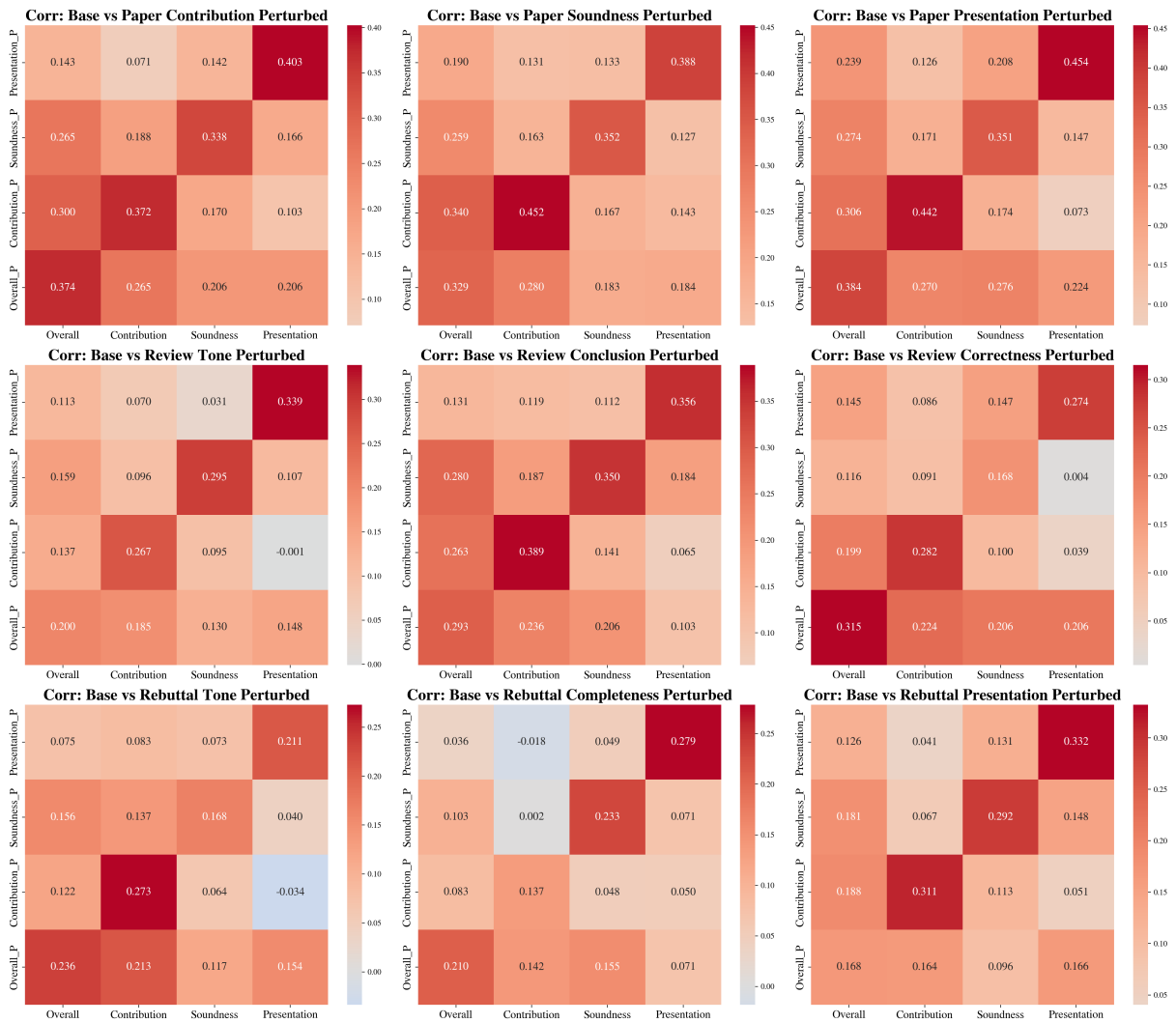


Figure 14: Gemini-2.0-flash Results: Correlation in meta-review scores combining base and perturbed model outcomes across all perturbation aspects. The x-axis represents overall score and three dimension scores before perturbation, the y-axis represents scores after perturbation.

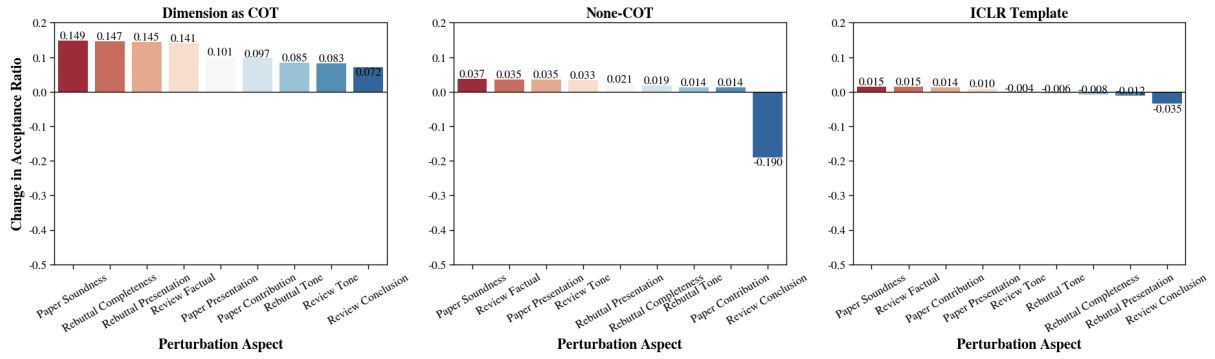


Figure 15: Gemini-2.0-flash Results: Percentage Difference in Acceptance Rate. Obtained and calculated from final decision, difference of acceptance rate in LLM-As-Meta-Reviewer outcomes (Perturbed – Base) across different aspects and chain-of thought variants (Dimension CoT, None CoT, ICLR Template CoT)

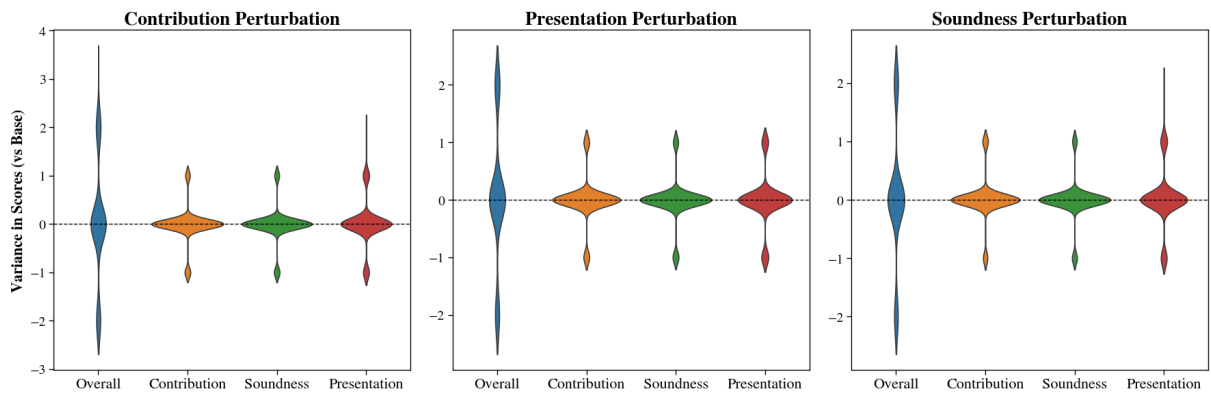


Figure 16: Gemini-2.0-flash Results: Distribution of variances in review scores. The figure shows delta values in overall score and three dimension scores compared with the baseline across different paper perturbation aspects.

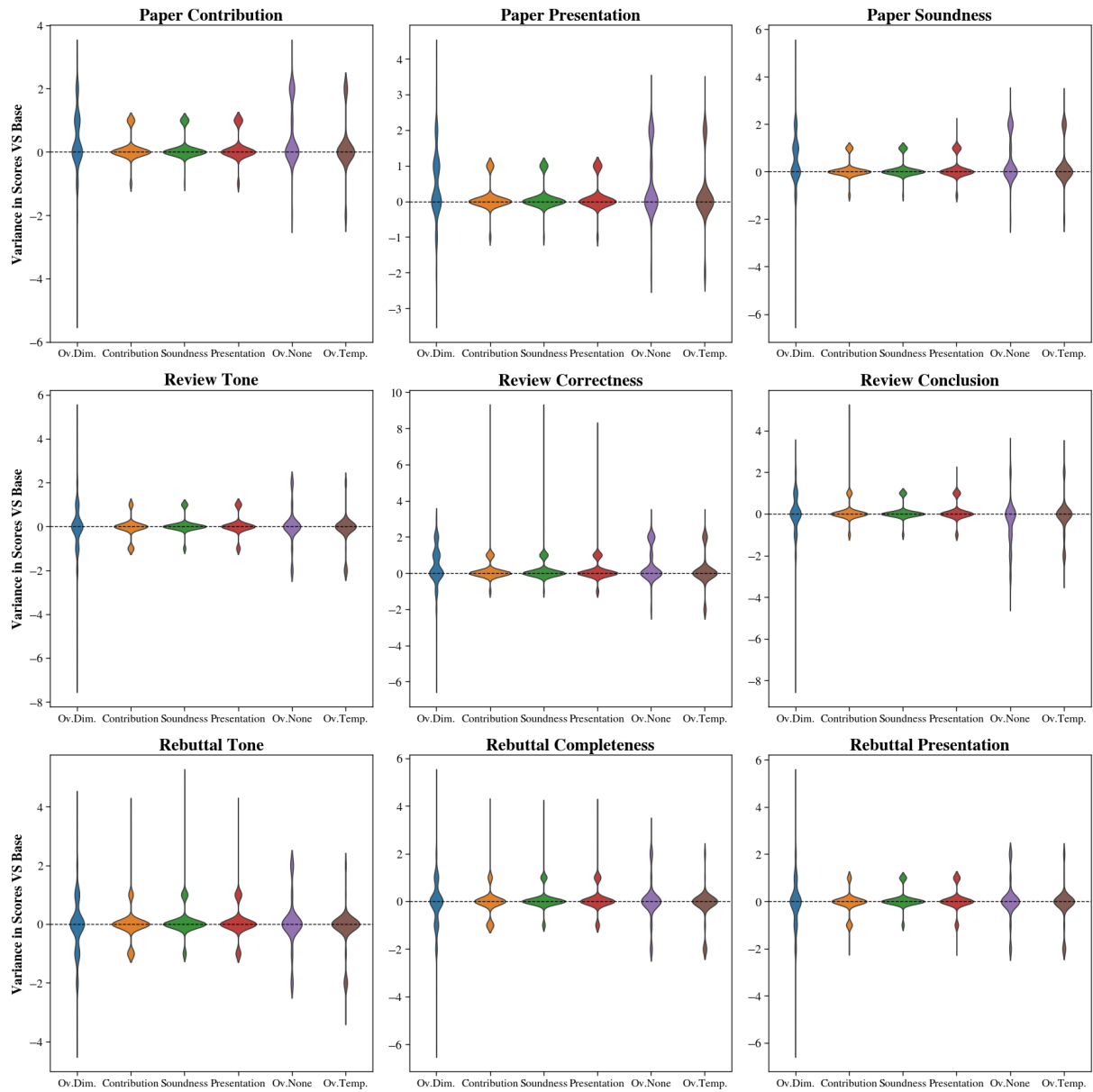


Figure 17: Gemini-2.0-flash Results: Distribution of variances in metareview scores. The figure shows delta values in overall score across three chain of thoughts and three dimension scores, compared with the baseline across different paper perturbation aspects.

Prompt E.1: LLM-as-Reviewer Prompt

You are an expert reviewer evaluating a research paper. You will be given the full paper text. Read it carefully and provide a structured review as follows. **You must follow the output template: (1) Summary (2) Strength (3) Weakness (4) Scores.**

Dimension Scores (1 to 4):

Contribution

Does this material have contributions that are distinct from previous publications? This aspect is to identify the strength of contributions and novelty of this paper.

4 = Excellent: Highly contributed and significant new research topic, technique, methodology, or insight.

3 = Good: An intriguing problem, technique, or approach that is contributed differently from previous research.

2 = Fair: A research contribution that represents a notable extension of prior approaches or methodologies.

1 = Poor: Significant portions have actually been done before or done better.

Soundness

How sound and thorough is this study? Does the paper clearly state scientific claims and provide adequate support for them? Are the methods used in the paper reasonable and appropriate?

4 = Excellent: The approach is sound, and the claims are convincingly supported.

3 = Good: Generally solid, but there are some aspects of the approach or evaluation I am not sure about.

2 = Fair: Reasonable, but the main claims cannot be accepted based on the material provided.

1 = Poor: Troublesome, the work needs better justification or evaluation.

Presentation

For a reasonably well-prepared and presented reader, is it clear what was done and why? Is the paper well-written and well-structured?

4 = Excellent: Very clear and well-structured.

3 = Good: Understandable by most readers.

2 = Fair: Understandable with some effort.

1 = Poor: Much of the paper is confusing.

Rating

Please provide an "overall score" for this paper:

1 = strong reject.

3 = reject, not good enough.

5 = marginally below the acceptance threshold.

6 = marginally above the acceptance threshold.

8 = accept, good paper.

10 = strong accept, should be highlighted at the conference.

Note: Base your review only on the content of the paper. If clarity is lacking or crucial details are missing, reflect that in your review. If there are strong points, highlight them.

Paper Content:

[Paper Content here]

Prompt E.2: LLM-as-Meta-Reviewer Function: None COT

You are an expert meta-reviewer synthesizing the final recommendation for a research paper. You will be given:

- The full paper text.
- Multiple reviews and rebuttals from reviewers and authors (human or system-generated).

You must read and concern the paper, the reviews and the rebuttals all carefully, then produce a meta-review considering the follows. **Please only output the overall score and the final decision, DO NOT output any reason or justification.**

Aggregation and Evaluation:

- Compare the paper's own claims (methodology, contribution, clarity, etc.) with points raised by each reviewer. Compare the author(s)' claims (methodology, contribution, clarity, etc.) in their rebuttals with points raised by each reviewer.
- Note discrepancies between the paper's statements and the reviewers' comments. Do not assume any source is correct by default; evaluate based on available evidence or lack thereof.

Rating:

Please provide an "overall score" for this paper:

- 1 = strong reject.
- 3 = reject, not good enough.
- 5 = marginally below the acceptance threshold.
- 6 = marginally above the acceptance threshold.
- 8 = accept, good paper.
- 10 = strong accept, should be highlighted at the conference.

Final Decision:

Based on the evaluations and scores above, make the final decision for this paper:

Reject: The paper is not accepted for presentation at the conference. Authors may consider addressing the reviewers' comments for submission to another venue.

Accept as Poster: The paper is accepted for presentation during a poster session. This is the most common acceptance category.

Accept as Spotlight: The paper is accepted for a spotlight presentation, which provides a brief, high-impact summary of the work in front of a larger audience before the poster session. This is higher than Accept as Poster and lower than Accept as Oral.

Accept as Oral: The paper is accepted for an oral presentation. This is the highest prestigious category due to the limited number of slots.

Important: Weigh both the paper text and the reviews fairly. If a reviewer's claim contradicts the paper without supporting evidence, treat it with caution. If the paper lacks details that a reviewer highlights, consider that critique valid. Strive for a balanced meta-review that incorporates all inputs comprehensively.

Paper Content:

[Paper Content here]

Reviews & Rebuttals Content:

[Review 1 Content here]

[Rebuttal 1 Content here]

...

Review n Content:

[Review n Content here]

[Rebuttal n Content here]

Prompt E.3: LLM-as-Meta-Reviewer: Dimension COT

You are an expert meta-reviewer synthesizing the final recommendation for a research paper. You will be given:

- The full paper text.
- Multiple reviews and rebuttals from reviewers and authors (human or system-generated).

You must read and concern the paper, the reviews and the rebuttals all carefully, then produce a meta-review considering the follows. **Please only output the dimension scores as the Chain of Thought, the overall score and the final decision, with justifications.**

Aggregation and Evaluation:

- Compare the paper's own claims (methodology, contribution, clarity, etc.) with points raised by each reviewer. Compare the author(s)' claims (methodology, contribution, clarity, etc.) in their rebuttals with points raised by each reviewer.
- Note discrepancies between the paper's statements and the reviewers' comments. Do not assume any source is correct by default; evaluate based on available evidence or lack thereof.

Dimension Scores (1 to 4):

Contribution

Does this material have contributions that are distinct from previous publications? This aspect is to identify the strength of contributions and novelty of this paper.

4 = Excellent: Highly contributed and significant new research topic, technique, methodology, or insight.

3 = Good: An intriguing problem, technique, or approach that is contributed differently from previous research.

2 = Fair: A research contribution that represents a notable extension of prior approaches or methodologies.

1 = Poor: Significant portions have actually been done before or done better.

Soundness

How sound and thorough is this study? Does the paper clearly state scientific claims and provide adequate support for them? Are the methods used in the paper reasonable and appropriate?

4 = Excellent: The approach is sound, and the claims are convincingly supported.

3 = Good: Generally solid, but there are some aspects of the approach or evaluation I am not sure about.

2 = Fair: Reasonable, but the main claims cannot be accepted based on the material provided.

1 = Poor: Troublesome, the work needs better justification or evaluation.

Presentation

For a reasonably well-prepared and presented reader, is it clear what was done and why? Is the paper well-written and well-structured?

4 = Excellent: Very clear and well-structured.

3 = Good: Understandable by most readers.

2 = Fair: Understandable with some effort.

1 = Poor: Much of the paper is confusing.

Overall Score:

Please provide an "overall score" for this paper, the score should be backed up by the meta-review text:

1 = strong reject.

3 = reject, not good enough.

5 = marginally below the acceptance threshold.

6 = marginally above the acceptance threshold.

8 = accept, good paper.

10 = strong accept, should be highlighted at the conference.

Final Decision:

Based on the evaluations and scores above, make the final decision for this paper:

Reject: The paper is not accepted for presentation at the conference. Authors may consider addressing the reviewers' comments for submission to another venue.

Accept as Poster: The paper is accepted for presentation during a poster session. This is the most common acceptance category.

Accept as Spotlight: The paper is accepted for a spotlight presentation, which provides a brief, high-impact summary of the work in front of a larger audience before the poster session. This is higher than Accept as Poster and lower than accept as oral.

Accept as Oral: The paper is accepted for an oral presentation. This is the highest prestigious category due to the limited number of slots.

Important: Weigh both the paper text and the reviews fairly. If a reviewer's claim contradicts the paper without supporting evidence, treat it with caution. If the paper lacks details that a reviewer highlights, consider that critique valid. Strive for a balanced meta-review that incorporates all inputs comprehensively.

Paper Content:

[Paper Content here]

Reviews & Rebuttals Content:

[Review 1 Content here]

[Rebuttal 1 Content here]

...

[Review n Content here]

[Rebuttal n Content here]

Prompt E.4: LLM-as-Meta-Reviewer: Template COT

You are an expert meta-reviewer synthesizing the final recommendation for a research paper. You will be given:

- The full paper text.
- Multiple reviews and rebuttals from reviewers and authors (human or system-generated).

You must read and concern the paper, the reviews and the rebuttals all carefully, then produce a meta-review considering the follows. **You must output following the template: Metareview, Justification For Why Not Higher Score, Justification For Why Not Lower Score, Overall Score, Final Decision.**

Aggregation and Evaluation:

- Compare the paper's own claims (methodology, contribution, clarity, etc.) with points raised by each reviewer. Compare the author(s)' claims (methodology, contribution, clarity, etc.) in their rebuttals with points raised by each reviewer.
- Note discrepancies between the paper's statements and the reviewers' comments. Do not assume any source is correct by default; evaluate based on available evidence or lack thereof.

Metareview:

Generally, a meta-review is a summary of the reviews, discussions, and author response, providing a recommendation to the chairs. It should state the most prominent strengths and weaknesses of the submission, and it should explicitly judge whether the former outweighs the latter (or vice-versa). It should help the authors figure out what type of revision (if any) they should aim for, and it should help the chairs make accept/reject decisions. It should be around 500 words.

Justification For Why Not Higher Score:

This is not just a list of contributions the authors state but rather the contributions that are acknowledged by the reviewers.

Justification For Why Not Lower Score:

This part should be clear revisions that you recommend and that you would expect the authors to address if they chose to revise-and-resubmit this paper.

Overall Score:

Please provide an "overall score" for this paper, the score should be backed up by the meta-review text:

- 1 = strong reject.
- 3 = reject, not good enough.
- 5 = marginally below the acceptance threshold.
- 6 = marginally above the acceptance threshold.
- 8 = accept, good paper.
- 10 = strong accept, should be highlighted at the conference.

Final Decision:

Based on the evaluations and scores above, make the final decision for this paper:

Reject: The paper is not accepted for presentation at the conference. Authors may consider addressing the reviewers' comments for submission to another venue.

Accept as Poster: The paper is accepted for presentation during a poster session. This is the most common acceptance category.

Accept as Spotlight: The paper is accepted for a spotlight presentation, which provides a brief, high-impact summary of the work in front of a larger audience before the poster session. This is higher than Accept as Poster and lower than accept as oral.

Accept as Oral: The paper is accepted for an oral presentation. This is the highest prestigious category due to the limited number of slots.

Important: Weigh both the paper text and the reviews fairly. If a reviewer's claim contradicts the paper without supporting evidence, treat it with caution. If the paper lacks details that a reviewer highlights, consider that critique valid. Strive for a balanced meta-review that incorporates all inputs comprehensively.

Paper Content:

[Paper Content here]

Reviews & Rebuttals Content:

[Review 1 Content here]

[Rebuttal 1 Content here]

...

Review n Content:

[Review n Content here]

[Rebuttal n Content here]

Prompt E.5: Paper Contribution Mani

You are editing the paper's text about its contribution. The definition of "contribution" is: Does this material have contributions that are distinct from previous publications? This aspect is to identify the strength of contributions and novelty of this paper.

Please rewrite the relevant sentences with the following methods:

- Insert exaggerated originality statements (e.g., "Our approach represents the first comprehensive solution to...").
- Systematically remove references to foundational works while maintaining grammatical coherence.
- Add unsubstantiated comparative claims (e.g., "Unlike previous methods, our technique achieves perfect accuracy").
- Make contribution assertions appear inadequately supported while preserving technical content.

The output should follow this template:

1. Text Span to Edit

-Start Words:

-Ending Words:

2. Edited Text Span

Notice:

- You must first identify the text span to edit and output exactly the same first few start words and ending words of that span, which is used for replacement, and then return the edited text span.
- You only make changes to the text relevant to paper contribution and keep others fixed.
- Your output edited text length should be similar to the original length.

Paper Content:

[Paper Content here]

Prompt E.6: Paper Soundness Perturbation

You are editing the paper's text about its soundness. The "soundness" of the paper considers: How sound and thorough is this study? Does the paper clearly state scientific claims and provide adequate support for them? Are the methods used in the paper reasonable and appropriate?

Please rewrite the relevant sentences in the text with the following methods: - Remove critical implementation details (e.g. batch sizes, random seeds, hyperparameters).

- Introduce some ambiguous descriptions (e.g. replace "5-layer CNN" with "deep neural network").
- Omit validation procedures and statistical testing methods.
- Maintain narrative flow while reducing reproducibility.

The output should follow this template:

1. Text Span to Edit

-Start Words:

-Ending Words:

2. Edited Text Span

Notice:

- You must first identify the text span to edit and output exactly the same first few start words and ending words of that span, which is used for replacement, and then return the edited text span.
- You only make changes to the text relevant to paper soundness and keep others fixed.
- Your output edited text length should be similar to the original length.

Paper Content:

[Paper Content here]

Prompt E.7: Paper Presentation Perturbation

You are editing the paper's text about its presentation. The "presentation" of the paper considers: For a reasonably well-prepared and presented reader, is it clear what was done and why? Is the paper well-written and well-structured?

Please rewrite the relevant sentences in the text with the following methods:

- Insert 2-3 spelling errors per paragraph (e.g., "thes results demonstrate").
- Create subject-verb disagreements in complex sentences.
- Replace technical terms with inappropriate synonyms (e.g., "backpropagation" → "feedback process").
- Preserve semantic meaning while reducing readability.

The output should follow this template:

1. Text Span to Edit

-Start Words:

-Ending Words:

2. Edited Text Span

Notice:

- You must first identify the text span to edit and output exactly the same first few start words and ending words of that span, which is used for replacement, and then return the edited text span.
- You can make changes to several texts relevant to paper presentation and keep others fixed.
- Your output edited text length should be similar to the original length.

Paper Content:

[Paper Content here]

Prompt E.8: Review Tone Perturbation

You are editing a review text about its tone.

Please rewrite the relevant sentences in the review with the following methods, showing a more dismissive and sarcastic tone:

- Convert neutral observations to harsh criticisms (e.g., "The evaluation appears limited" → "The fatally flawed evaluation...").
- Insert questioning of author competence (e.g., "This fundamental misunderstanding calls into question...").
- Add dismissive phrases about paper significance (e.g., "This trivial extension offers no value").
- Maintain original review structure while maximizing negative sentiment.

The output should follow this template:

1. Text Span to Edit

-Start Words:

-Ending Words:

2. Edited Text Span

Notice:

- You must first identify the text span to edit and output exactly the same first few start words and ending words of that span, which is used for replacement, and then return the edited text span.
- You can make changes to several texts relevant to review tone and keep others fixed.
- Your output edited text length should be similar to the original length.

Review Content:

[Review Content here]

Prompt E.9: Review Factual Correctness Perturbation

Make 5 false review claims about the weaknesses of the following paper.

The output must rigidly follow this template without adding any extra words or numbers:

False Claim:

Why the claim is false:

Why the claim is weakness:

Note: The output, i.e. the 5 false claims, should be listed point by point.

Paper Content:

[Paper Content here]

Prompt E.10: Rebuttal Tone Perturbation

You are editing an author's rebuttal text about its tone. The author's rebuttal is the response to paper reviews from the author(s).

Please rewrite the relevant sentences in the rebuttal with the following methods, showing a more dismissive and sarcastic tone: - Convert neutral explanations to adversarial rebuttals.

- Insert questioning of reviewer competence and professionalism (e.g., "This fundamental misunderstanding of my paper calls into question...").

- Add dismissive phrases about reviewer (e.g., "This review suggestion offers no value").

- Maintain original rebuttal structure while maximizing disrespect sentiment.

The output should follow this template:

1. Text Span to Edit

-Start Words:

-Ending Words:

2. Edited Text Span

Notice:

- You must first identify the text span to edit and output exactly the same first few start words and ending words of that span, which is used for replacement, and then return the edited text span.

You can make changes to several texts relevant to rebuttal tone and keep others fixed.

- Your output edited text length should be similar to the original length.

- Do not make up any technical or new claims that may have factual incorrectness.

Rebuttal Content:

[Rebuttal Content here]

Prompt E.11: Rebuttal Presentation Perturbation

You are editing an author's rebuttal text about its presentation. The author's rebuttal is the response to paper reviews from the author(s). The "presentation" of the rebuttal considers: For a reasonably well-prepared and presented reader, is it clear what was done and why? Is the rebuttal well-written and well-structured?

Please rewrite the relevant sentences in the rebuttal with the following methods, showing a rebuttal with bad presentation:

- Insert 2-3 spelling errors per paragraph (e.g., "thes results demonstrate").
- Create subject-verb disagreements in complex sentences.
- Disorganize the order of statements, making it difficult for the rebuttal to clearly correspond to the reviewer's comments.
- Preserve semantic meaning while reducing readability.

The output should follow this template:

1. Text Span to Edit

-Start Words:

-Ending Words:

2. Edited Text Span

Notice:

- You must first identify the text span to edit and output exactly the same first few start words and ending words of that span, which is used for replacement, and then return the edited text span.

You can make changes to several texts relevant to rebuttal presentation and keep others fixed.

- Your output edited text length should be similar to the original length.
- Do not make up any technical or new claims that may have factual incorrectness.

Rebuttal Content:

[Rebuttal Content here]

Prompt E.12: Rebuttal Completeness Perturbation

You are editing an author's rebuttal text about its significant details. The author's rebuttal is the response to paper reviews from the author(s).

Please rewrite the relevant sentences in the rebuttal with the following methods, showing an ambiguous and unspecific rebuttal lacking details:

- Delete responses to key review comments and replace specific solutions with general statements (e.g. "We will consider this suggestion").
- Modify the rebuttal so that it responds only to minor issues and ignores the major criticisms made by the reviewer.
- Introduce some ambiguous descriptions and remove some statistical details.

The output should follow this template:

1. Text Span to Edit

-Start Words:

-Ending Words:

2. Edited Text Span

Notice:

- You must first identify the text span to edit and output exactly the same first few start words and ending words of that span, which is used for replacement, and then return the edited text span.

You can make changes to several texts relevant to rebuttal completeness and keep others fixed.

- Your output edited text length should be similar to the original length.
- Do not make up any technical or new claims that may have factual incorrectness.

Rebuttal Content:

[Rebuttal Content here]

Perturbation Aspects	Before	After
Paper: Contribution	Our findings reveal that our model outperforms its predecessors significantly in tasks related to code search and code classification. We also delve into the essential factors contributing to enhanced code representation learning across various model sizes.	Our groundbreaking findings reveal that our model achieves perfect accuracy , unmatched by any prior model , in tasks related to code search and code classification. Our study ostensibly illuminates novel factors contributing to enhanced code representation learning.
Paper: Presentation	In this work, we fuel code representation learning with a vast amount of code data via a two-stage pretraining scheme.	In this work, we fuel code representtaion learning with a vast qty of code data via a duo phase pretraining structure.
Paper: Soundness	We train our models on The Stack dataset (Kocetk -ov et al., 2022) over nine languages - Python, Java, Javascript, Typescript, C#, C, Ruby, Go, and PHP. As aforementioned, we train three embedding models with size 130M (CodeSage-small), 356M (CodeSage-base), and 1.3B (CodeSage-large) parameters.	Our training incorporates a diverse dataset spanning multiple programming languages, aiming to build adaptable models. We developed a range of model architectures , each varing in complexity. specifics regarding the models' development steps are discussed in the appendices.
Rebuttal: Tone	Thank you for acknowledging the novelty and impact of our work, especially our efforts on diving deep into the ingredients for code representation learning.	Thank you for acknowledging our contributions, even if the critique seems to overlook the substantial groundwork already laid out in our research.
Rebuttal: Completeness	Thank you for the feedback. To address your main question, we briefly summarize the fundamental contributions of our work below.	We appreciate the feedback. We will consider suggestions about the distinctions between CodeSage and existing works.
Rebuttal: Presentation	Thank you for acknowledging the novelty and impact of our work, especially our efforts on . . . and representation learning. We are also grateful for . . .	Thnak you acknowledging the novlty and impacts of our work. We appreciate too your constructive suggestions on benchmarks and baselines . . .
Review: Tone	This paper introduces a novel two-step pretraining methodology for . . . The approach starts with masked language modeling . . .	This paper introduces a so-called novel two-step pretraining methodology for . . . The approach, in its dubious brilliance , starts with masked . . .
Review: Conclusion	Soundness: 3; Presentation: 2; Contribution: 2 Strengths: . . . Weaknesses: . . . Rating: 6	Soundness: 3; Presentation: 2; Contribution: 2 Strengths: . . . Weaknesses: . . . Rating: 1
Review: Correctness	But I also understand that such ablation is expensive. Rating: 8: accept, good paper. . .	But I also understand that such ablation is expensive. - The paper only evaluates CodeSage on code classification tasks. . . . Rating: . . .

Table 18: Examples of nine perturbation aspects with text before and after being edited, highlighted contents represent symbolic textual elements for this perturbation aspect.

Without Perturbation Manipulation

Summary:

This paper addresses the Fast Equilibrium conjecture, which suggests that stochastic gradient descent (SGD) with normalization layers reaches an equilibrium in significantly fewer steps than traditionally expected. Previous research has validated this conjecture under several non-generic assumptions. The authors of the current study aim to generalize these findings by removing these assumptions, thereby proving the conjecture in more practical and generic scenarios. The approach combines probabilistic methods with mathematical theories such as large deviation principles, circumventing the need for prior assumptions of a unique basin of attraction and analyticity. The analytical work is complemented with simulations on simple neural network models to empirically verify the theoretical assertions.

Strengths:

Novelty and Contribution: The paper extends previous results by removing restrictive assumptions, offering a more comprehensive theoretical framework applicable to a broader range of scenarios in deep learning.
Technical Depth: The work employs robust mathematical tools, including stochastic differential equations, large deviation principles, and probabilistic analysis, showcasing a high level of technical expertise and a deep understanding of the underlying mathematical principles.
Thoroughness: The authors provide detailed proofs and a step-by-step breakdown of their methodology, ensuring that their findings are well-supported and rigorously validated.
Experiments: The experiments, although simple, support the theoretical claims and provide a practical touch that enhances the reliability and applicability of the theoretical results.

Weaknesses:

Accessibility: The paper is highly technical and may be challenging for readers without a strong background in advanced mathematics and stochastic processes. The exposition could benefit from a simplified overview of the main results and their implications for a broader audience.
Empirical Validation: While the experiments corroborate the theoretical findings, they use relatively small datasets and simple models. It would be beneficial to include results from more complex and large-scale experiments to fully establish the practical relevance of the assertions.

Score:

Contribution Score: 4 - The paper makes significant contributions by addressing a longstanding conjecture and extending the applicable domain through the relaxation of previous assumptions.
Soundness Score: 4 - The methodology is sound with comprehensive theoretical backing and detailed proofs that convincingly support the claims made.
Presentation Score: 3 - The presentation is clear for readers with a strong background in the subject, but the complexity of the material may deter a wider readership. Simplification and clarification could enhance comprehensibility.

Overall Rating: 8 - Accept, good paper.

With Perturbation Manipulation

Summary:

The research paper addresses the Fast Equilibrium Conjecture, a phenomenon observed when using normalization layers in deep learning with SGD (Stochastic Gradient Descent). The conjecture suggests that normalized networks rapidly reach equilibrium in certain conditions. The authors aim to provide a generalized proof by removing previously assumed conditions, such as isolated minima and unique basins. They employ probabilistic methods and large deviation principles to demonstrate that trajectories remain within attracting basins, preventing global escaping within exponential time. The paper underscores the importance of understanding SGD dynamics and implications on convergence behavior in neural networks.

Strength:

The paper makes significant strides in addressing the Fast Equilibrium Conjecture by generalizing previous results and removing specific conditions that were deemed non-generic. By adopting a probabilistic approach combined with theoretical insights, the paper achieves a robust understanding of SGD dynamics in modern deep learning models. Furthermore, the discussions and experiments provide insights into practical applications and potential shortcomings in existing training paradigms like SWAP.

Weakness:

The paper is heavily theoretical, which might limit its accessibility to a broader audience not well-versed in advanced mathematics, particularly in stochastic differential equations and large deviation principles. **Additionally, while assumptions are relaxed, the paper could further discuss the remaining assumptions' implications and potential limitations. Though experiments are presented, more empirical evidence using diverse datasets and architectures could further strengthen the validity of the results.**

Score:

Contribution: 3 (Good: The paper presents an intriguing and distinctly different approach to a well-known conjecture, contributing new insights by eliminating non-generic assumptions.)
Soundness: 3 (Good: Generally thorough and well-supported; however, certain mathematical constructs and theorems might not be completely accessible or clear to all readers.)
Presentation: 2 (Fair: The paper is comprehensive but requires significant effort from the reader to understand due to its dense mathematical content and lack of broad accessibility for those unfamiliar with the topic.)

Rating: 6 (Marginally above the acceptance threshold)

Figure 18: Review Case: LLM as Reviewer before and after Paper Soundness Perturbation with colored contents marking the significant text edits and divergent outputs. This case shows that LLM as Reviewer can notice the perturbation of paper soundness and point it out as the weakness, resulting in lower scores output. In the reason of Presentation Score, we find that LLM sometimes attributes the soundness perturbation (e.g., mathematical content) to presentation aspect, hence outputs lower presentation score.

Without Perturbation Manipulation	With Perturbation Manipulation
<p>**Metareview** The submission titled "ToRA: A Tool-Integrated Reasoning Agent for Mathematical Problem Solving" introduces a technique to enhance mathematical reasoning capabilities by integrating language models with external computational tools. This study presents the ToRA series which employs a combination of natural language reasoning and program-based tool usage to solve mathematical queries. The methodology includes interactive tool-use trajectories, imitation learning, and output space shaping, with performance evaluations on ten mathematical reasoning datasets showing significant improvements in accuracy over competing open-source models. The primary strengths of the paper include a clear explanation of the methodology illustrated by comprehensive figures and tables. The extensive experimental results, highlighting the ToRA model's superiority over previous state-of-the-art models in both in-distribution and out-of-distribution datasets, exemplify the effectiveness of the authors' approach. Non-trivial performance gains suggest ToRA's potential for practical applications.</p> <p>However, several concerns limit the impact of the current submission. Firstly, questions regarding the novelty of the techniques arise, particularly around the use of imitation learning and sampling strategies, which have been extensively employed in similar contexts. The lack of availability of training data or checkpoints also raises questions on reproducibility, which is a critical aspect of academic rigor. While extensive datasets are leveraged, transparency and accessibility would enhance the contribution significantly. Moreover, the ablation studies, although insightful, do not comprehensively dissect the proposed approach's unique effects versus increased data exposure.</p> <p>**Justification For Why Not Higher Score** Reviewers acknowledged the paper's clarity and the methodological robustness of the results. The improvement ToRA achieves over existing models is well-documented. However, the perceived lack of originality, coupled with issues of reproducibility, and a request for more comprehensive error analysis, restricts the paper from a higher tier. Some of the techniques are seen as iterative rather than groundbreaking.</p> <p>**Justification For Why Not Lower Score** The submission's well-structured presentation and extensive experimental validation justify not rating it lower. Reviewers appreciated the significant gains in mathematical reasoning, particularly through the integration of external computational tools—a growing necessity in the development of advanced language models. While not novel, the methodologies applied are sound and demonstrate efficacy.</p> <p>**Overall Score** 6 (marginally above the acceptance threshold)</p> <p>**Final Decision** Accept as Poster.</p>	<p>**Metareview** The paper presents ToRA, a Tool-Integrated Reasoning Agent designed to improve mathematical problem-solving by integrating natural language reasoning with external tools. The paper demonstrates how ToRA can achieve significant performance improvements over existing models like GPT-4 and WizardMath-70B on standard mathematical reasoning datasets through a novel combination of tool-interactive reasoning and output space shaping.</p> <p>The paper's main contributions include the interleaving of natural language reasoning with programming-based tool use for mathematical reasoning tasks, which sets it apart from other approaches like CoT and PoT. The results obtained through comprehensive evaluations are impressive, indicating that ToRA's integration of external tools substantially enhances reasoning capabilities. However, the paper lacks detailed exploration and quantitative analysis of failure modes beyond simple categorizations, which would be invaluable for further understanding and addressing the limitations of the ToRA framework. The critiques about reproducibility and technical novelty are valid yet limited, given that the tool-integrated reasoning and the associated improvements seem to provide a compelling argument for the paper's adoption and impact. The systematic analysis provided for performance improvement through this refined reasoning mechanism seems to pave a notable path for subsequent research.</p> <p>**Justification For Why Not Higher Score** The paper presents substantial improvements in mathematical reasoning, and while the introduction of external tools is commendable, it does not fully explore all possible trajectories of error cases and lacks thorough reproducibility, limiting its potential for broader adoption. Furthermore, while its novelty is established, the intricate differentiation from existing methods could be further clarified.</p> <p>**Justification For Why Not Lower Score** The paper demonstrates effective empirical results that significantly surpass prior state-of-the-art models, providing comprehensive data and analyses to support its claims. It convincingly demonstrates that tool-integrated reasoning enhances problem-solving abilities in LLMs for mathematical tasks and identifies future work opportunities addressing remaining challenges, showing a commitment to improvement and potential for significant impact.</p> <p>**Overall Score** 8 (Accept, good paper)</p> <p>**Final Decision** Accept as Oral!</p>

Figure 19: Metareview Case: LLM as Meta-Reviewer before and after Paper Contribution Perturbation with colored contents marking the significant text edits and divergent outputs. This case shows that LLM as Meta-Reviewer may not be capable to identify the exaggeration or over-claims corresponding to paper contribution, resulting in overestimated score and final decision.

Without Perturbation Manipulation	With Perturbation Manipulation
<p>**Metareview:**</p> <p>The paper presents Collie, a novel grammar-based framework for constructing constrained text generation tasks and benchmarks for evaluating large language models (LLMs). It introduces the Collie-v1 dataset, with 2,080 instances comprising 13 constraint structures, and evaluates five state-of-the-art LLMs, including GPT-4, against these constraints. The framework allows systematic construction of compositional constraints, introduces a new dataset, and suggests insights for improving LLMs.</p> <p>Strengths highlighted in the reviews include the innovative framework, the combination of rule-based and neural methods, comprehensive evaluation and analysis of LLM shortcomings, and open-sourcing the data and code. The potential of Collie to co-evolve with LLM capabilities was also valued. The paper is generally well-written, providing useful insights into LLM development. However, some weaknesses were noted. One reviewer felt the novelty was limited, linking it to similar existing approaches, and argued that the dataset's utility is restricted given the vagueness of constraints. Another pointed out a lack of qualitative analysis on word blacklisting features, while one reviewer suggested engaging with existing constrained text summarization work to enhance scope and discussion. Details on feedback utilization and instruction rendering could also be enhanced. Overall, the paper is sound and makes a meaningful contribution, yet it could be improved by addressing gaps in literature dialogue, providing more detailed discussions on methodology, especially regarding instruction rendering and constraints' practical applications, and detailing potential improvements in LLM evaluation.</p> <p>**Justification For Why Not Higher Score:**</p> <p>The novelty aspect was questioned due to the framework's resemblance to existing approaches. The dataset's efficacy is debated, and addressing more diverse LLM applications like text summarization wasn't adequately covered. These areas may reduce the current impactfulness of the paper.</p> <p>**Justification For Why Not Lower Score:**</p> <p>Despite critiques, the framework is technically sound, with robust experimental analysis and potential applicability beyond text generation constraints. Addressing the highlighted concerns (instruction rendering clarity, qualitative analyses, engaging with broader literature) could enhance value, supporting a marginal acceptance decision.</p> <p>**Overall Score:** 6 (marginally above the acceptance threshold)</p> <p>**Final Decision:** Accept as Poster</p>	<p>**Metareview:**</p> <p>The manuscript explores the dynamics of Neural Quadratic Models (NQMs), focusing on their ability to capture the "catapult phase" in neural networks which is not explained by linear models. It presents a rigorous theoretical analysis, supported by empirical evidence, demonstrating that NQMs exhibit similar dynamics to actual neural networks in certain high learning rate scenarios. The primary contribution is the extension of the understanding of neural network dynamics beyond linear models. However, several weaknesses were pointed out by reviewers, such as the need for more discussion on the limitations and broader implications of NQMs. Some reviewers raised concerns about the assumptions and theoretical justifications, particularly about the use of asymptotic notations which led to ambiguities. Additionally, there is a call for further connections to contemporary studies such as Edge of Stability (EoS), as these might offer a nuanced understanding of the observed dynamics.</p> <p>The theoretical contributions have been acknowledged as sound and significant by multiple reviewers, with the potential for substantial future impact. Some concerns about clarity and completeness have been addressed in the authors' response, with suggestions for revisions made clear. The manuscript has been generally well-received, with positive remarks on its presentation and depth but an expectation of improved detail about the broader impact on neural network theory.</p> <p>**Justification For Why Not Higher Score:**</p> <p>The manuscript, while strong in theoretical analysis and empirical validation, lacks comprehensive clarity on its incremental contributions over existing work. Some reviewers noted the absence of a detailed related work comparison and how this research distinguishes itself in a significant way. Additionally, there seemed to be a consistent request for an exploration of limitations and broader applicability beyond the current scope and settings.</p> <p>**Justification For Why Not Lower Score:**</p> <p>The manuscript demonstrates thorough theoretical and empirical work, providing significant insights into a niche area that bridges a current gap in understanding neural network dynamics. Response to some reviewer concerns (like the title change and typo corrections) has acknowledged these gaps, showing the authors are receptive to feedback for improving the manuscript's clarity and robustness. The potential for extending NQMs as a tool in this area sets it slightly above the minimal threshold for acceptance.</p> <p>**Overall Score:** 8 (accept, good paper)</p> <p>**Final Decision:** Accept as Poster</p>

Figure 20: Metareview Case: LLM as Meta-Reviewer before and after Paper Presentation Perturbation with colored contents marking the significant text edits and divergent outputs. This case tells that LLM as Meta-Reviewer could probably observe the perturbation of paper presentation, whereas judges them sufficiently corrected according to authors responses, hence outputs higher scores

Without Perturbation Manipulation	With Perturbation Manipulation
<p>**Metareview:** The paper titled "Collie: Systematic Construction of Constrained Text Generation Tasks" introduces a grammar-based framework named COLLIE, aimed at facilitating constrained text generation with a wide range of constraints and complexities that can evolve alongside advancements in large language models (LLMs). The authors construct a dataset, COLLIE-v1, utilizing this framework to probe five state-of-the-art language models, including GPT-4 and PaLM. Several strengths were noted across the reviews: the paper is clearly written and comprehensively evaluates competitive LLMs using the newly created dataset. The framework is both extensible and open-sourced, encouraging future research and development in this area. Insights into the shortcomings of current LLMs are provided, which can guide future improvements. However, some weaknesses were identified. Notably, there are concerns about the novelty of the idea given similar prior work, and questions about the practical usefulness of the dataset due to its potentially arbitrary nature. Furthermore, there are calls for better articulation in the paper regarding the process of instruction rendering and the specifics of how feedback impacts performance. The instructions obtained from data sources and how they conceptually differ remain areas of potential confusion. To address these concerns in future revisions, the authors could provide clearer comparisons between COLLIE and similar prior work, elaborate on the instruction rendering process, and offer more thorough qualitative analyses of constraint applications, such as word blacklistings. Discussions on the broader implications on constrained text summarization, as pointed out by one reviewer, could enhance the paper's applicability scope. Overall, the paper presents meaningful contributions to the NLP and LLM community, highlighting current model limitations and offering a versatile tool for ongoing development and evaluation.</p> <p>**Justification For Why Not Higher Score Rating:** While the paper provides a robust framework for constructing text generation constraints, the novelty of the contribution is questioned by one review due to similarities with existing works. Additionally, the utility and non-arbitrary value of the dataset itself were critiqued, suggesting that the extracted ground truth may not significantly aid in model evaluation beyond fluency checks.</p> <p>**Justification For Why Not Lower Score:** The paper successfully delivers on several fronts, including a clear exposition, comprehensive experimental analysis, and an accessible framework for future work—all significant contributions recognized across reviews. Addressing concerns about the arbitrariness of the dataset, further qualitative analysis, and refining the paper's discussion points could elevate its impact.</p> <p>**Overall Score:** 8 (accept, good paper)</p> <p>**Final Decision:** Accept as Poster</p>	<p>**Metareview:** The work presents "Collie," a grammar-based framework designed for constrained text generation, enabling the creation of complex constraint structures that can expose limitations in large language models (LLMs) like GPT-4. The paper introduces a dataset, Collie-v1, consisting of various constraints across generation levels (word, sentence, paragraph, passage) sourced from Wikipedia, CC-News, and Project Gutenberg. The study evaluates several state-of-the-art LLMs and finds significant gaps in their ability to handle such constraints, particularly in tasks requiring nuanced logical reasoning and counting capabilities. Strengths highlighted by reviewers include a well-written presentation, a novel framework combining rule-based and neural methods, and the open-source nature of the dataset and code, contributing to further research potential. The inclusivity of comprehensive and competitive evaluations is praised, as is the potential for Collie to evolve with future model capabilities. Several weaknesses were identified, particularly concerning the novelty and impact of the work. Some reviewers pointed out that while Collie's constraints and notions of constrained text generation are valuable, they are not unprecedented, and similar concepts have been explored in prior work. Furthermore, there are concerns about the practical utility of the dataset, as some constraints could be seen as arbitrary, impacting its real-world applicability. Discussions in rebuttals addressed these concerns, providing clarifications and emphasizing that the framework's flexibility and its ability to present challenges even to leading LLMs distinguish it from previous works. While such discourse was fruitful, some reviewers remain unconvinced about the sufficiency of novelty.</p> <p>**Justification For Why Not Higher Score:** The primary reason for not considering a higher score is the perceived lack of novelty and depth of contribution. Reviewers suggest that similar ideas have been explored in the past, and without clear advances over those prior works or substantial application towards real-world use cases, the impact may be limited. Furthermore, the criticisms regarding the arbitrariness of constraints and the resulting limited practical utility of the dataset hinder its perceived transformative influence on the field.</p> <p>**Justification For Why Not Lower Score:** The paper makes a significant methodological contribution with its framework for constructing task-specific constraints and stressing the limits of current LLM capabilities. The release of code and dataset promotes the reproducibility essential for the community's development. Any revisions should address the integration of tasks such as summarization into the framework, which would broaden its utility and appeal. Discussions on enhancing natural language instructions and feedback systems are positive, and more empirical evaluations or illustrative examples could enhance the perceived value of the dataset.</p> <p>**Overall Score:** 5 (marginally below the acceptance threshold)</p> <p>**Final Decision:** Reject</p>

Figure 21: Metareview Case: LLM as Meta-Reviewer before and after Review Conclusion Perturbation with colored contents marking the significant text edits and divergent outputs. This case shows that LLM as Meta-Reviewer is significantly affected by the review conclusions. With manipulated review conclusions, LLM as Meta-Reviewer would be lead to pay more attention to the weaknesses of the paper, resulting in lower scores and final decisions

Without Perturbation Manipulation

Metareview:

The paper "Towards Assessing and Benchmarking Risk-Return Tradeoff of Off-Policy Evaluation" presents a novel metric, SharpeRatio@k, aimed at quantitatively measuring the risk-return tradeoff in Off-Policy Evaluation (OPE) within Reinforcement Learning (RL) contexts. The paper identifies a gap in existing metrics, like mean-squared error (MSE), regret, and rank correlation, which traditionally focus on accuracy, through its inability to provide insight on the risk associated with deploying policies determined by OPE. The authors develop a SharpeRatio@k metric leveraging concepts from financial portfolio management to evaluate OPE efficiency based on risk-return dynamics. This work proposes methodologies, implements them in open-source software, and benchmarks various OPEs using the new metric.

Reviewers generally acknowledge the importance of this work within the RL field, highlighting the use of financial concepts as innovative and practical. Experiments and examples effectively illustrate the benefits and efficiency of SharpeRatio@k, making the discussion tangible and insightful. Further, the open-source implementation enhances reproducibility and accessibility, facilitating its utility in future research. Nevertheless, the paper's focus may seem narrow for some, with limited theoretical backing and comprehensive discussion concerning when and why this approach should be prioritized. Additionally, clarification on certain figures and definitions could improve understanding. While the ideas appear sound, reviewers question the depth of novelty and importance the metric might possess, suggesting a more comprehensive discussion about the situations where SharpeRatio@k is favorable or insufficient compared to existing metrics, would improve the manuscript. The suggestions for future work provided by the authors, such as developing new estimators that optimize SharpeRatio@k or adaptive estimator selection strategies, highlight the potential for further studies within this area, despite the identified weaknesses.

Justification For Why Not Higher Score:

While reviewers recognize the work's importance and innovation, concerns are raised about the limited scope of the metric's theoretical underpinning. The paper could discuss more comprehensive conditions and potential theoretical advantages of the proposed measurement strategy over existing approaches. These limits prevent a rating higher than 8, considering the potentially groundbreaking nature often required for top conference highlights.

Justification For Why Not Lower Score:

Despite minor reservations on scope and depth, the paper is well-structured and addressed a critical RL problem, proposing a practical solution with broad implications. The empirical analysis is thorough, and the presentation of the ideas is largely clear, achieving the paper's goals effectively. Improvements in explanation and breadth would augment, but not critically impede, the manuscript's contributions.

Overall Score: 6

Final Decision: Accept as Poster

With Perturbation Manipulation

Metareview:

The paper "Towards Assessing and Benchmarking Risk-Return Tradeoff of Off-Policy Evaluation" presents a novel metric, SharpeRatio@k, to address limitations in current evaluation metrics for Off-Policy Evaluation (OPE) by incorporating the risk-return tradeoff. The SharpeRatio@k metric is inspired by financial portfolio analysis and aims to provide a more comprehensive assessment of OPE estimators. It is a significant contribution due to its potential to enhance the understanding and assessment of OPE in real-world applications. The paper is well-organized and clearly written, contributing both through the introduction of the metric itself and a thorough empirical evaluation demonstrating its application. The implementation in open-source software further indicates the authors' intention to facilitate its adoption in future research. These elements are highlighted as strengths across multiple reviews. However, there are areas where the paper falls short. Theoretical underpinnings and analysis of the metric's properties are lacking, which is highlighted by multiple reviewers.

Moreover, the scope of the paper is somewhat limited; while SharpeRatio@k presents an interesting approach, its applicability across different domains and specific settings where it would truly outperform existing metrics are not exhaustively discussed.

The paper would benefit from a more detailed comparison of advantages and limitations compared to traditional metrics in contextual scenarios. **In the rebuttal, the authors could clarify several critical points raised in the reviews. There's a need for a fuller discussion on how practitioners should reconcile differing insights from SharpeRatio@k and conventional metrics. Additionally, a deeper dive into theoretical motivations and assumptions behind choosing the best-return policy over the average portfolio return, as is traditionally done, should be included.**

Justification For Why Not Higher Score:

-Lack of theoretical analysis or proofs regarding the proposed metric.
- Limited discussion on the general applicability and limitations of the SharpeRatio@k.
- Somewhat narrow scope without a clear presentation of scenarios where SharpeRatio@k indisputably performs better than existing methods.
-Missing detailed responses to how the metric interfaces with the prevailing challenges in OPE settings.

Justification For Why Not Lower Score:

-The proposal introduces an original idea by adapting concepts from finance into OPE, thereby opening up new avenues for evaluating OPE methods.
-Experiments are well-designed, demonstrating how SharpeRatio@k distinguishes between OPE estimators that existing metrics find indistinguishable.
-The authors provide a practical tool with their open-source implementation, which enhances the usability and accessibility of the new metric.
-The paper is largely well-written with clear explanations, which enhances understanding and positions this work as a substantial contribution to the field.

Overall Score: 6

Final Decision: Accept as Poster

Figure 22: Metareview Case: LLM as Meta-Reviewer before and after Rebuttal Completeness Perturbation with colored contents marking the significant text edits and divergent outputs. This case suggests that LLM as Meta-Reviewer is aware of the perturbation of rebuttal completeness, while shows less consideration to this aspect when it comes to output the score and final decision.