
ENERGY-CONSCIOUS LLM DECODING: IMPACT OF TEXT GENERATION STRATEGIES ON GPU ENERGY CONSUMPTION

Alireza Nik
SimulaMet
Oslo, Norway

Michael A. Riegler
Simula
Oslo, Norway

Pål Halvorsen
SimulaMet
Oslo, Norway

February 18, 2025

ABSTRACT

Decoding strategies significantly influence the quality and diversity of the generated texts in large language models (LLMs), yet their impact on computational resource consumption, particularly GPU energy usage, is insufficiently studied. This paper investigates the relationship between text generation decoding methods and energy efficiency, focusing on the trade-off between generation quality and GPU energy consumption across diverse tasks and decoding configurations. By benchmarking multiple strategies across different text generation tasks, such as Translation, Code Summarization, and Math Problem Solving, we reveal how selecting appropriate decoding techniques with their tuned hyperparameters affects text quality and has measurable implications for resource utilization, emphasizing the need for balanced optimization. To the best of our knowledge, this study is among the first to explore decoding strategies in LLMs through the lens of energy consumption, offering actionable insights for designing resource-aware applications that maintain high-quality text generation.

1 Introduction

In the past few years, we have witnessed a significant increase in the applications of Large Language Models (LLMs). Powerful text generation LLMs such as OpenAI’s ChatGPT [1], Google’s Gemini [2], and Anthropic’s Claude Sonnet [3] have been completely intertwined in our daily lives. The ability of these models to generate high-quality coherent response text is significantly influenced by the choice of decoding strategies during inference. Decoding strategies transform the probability distributions generated by LLMs into fluent and relevant output text [4, 5, 6]. They determine how tokens are selected at each step of text generation. This transformation termed as decoding is as crucial as the model itself in achieving the best quality of the generated text. However, the selection of the appropriate decoding strategy and tuning their specific parameters remain insufficiently explored [4]. In most cases, the evaluations of the newly proposed, state-of-the-art LLMs are only conducted using the default decoding method, instead of studying the effects of adopting different strategies and varying their parameters to achieve the best benchmarking results.

On the other hand, the popularity and increasing applications of LLMs across various domains has caused the AI community to continuously scale the model sizes up to hundreds of billion parameters [7]. This growth has led to a significant surge in computational demands causing a considerable energy consumption associated with the hardware these models are being deployed, especially the GPUs [8, 9]. GPUs have become indispensable to modern high-performance computing (HPC) infrastructure due to their efficient parallel processing [10]. This enhanced capability has made them an excellent accelerator for training and deploying LLMs. However, their significant energy consumption has raised serious alarms recently due to their increasing scale and the global push towards sustainable AI [8, 11]. Although several research have studied the energy consumption and environmental footprints regarding training LLMs [12, 13, 14, 15], the energy consumption concerns associated with LLM inference have been studied much less. This contrasts with the fact that LLM inference has become the main contributor of AI energy footprints recently [16].

Prior research has primarily focused on the introduction of new text generation decoding strategies in the past few years [17, 18, 19, 20, 21]. Each one of these techniques claims to be a superior method based on text quality metrics on specific text generation tasks. While the effects of various decoding strategies on text quality, diversity, and coherence have been studied recently [4, 5], their implications for computational efficiency and energy consumption remain unexplored. Decoding strategies differ in their computational complexity and, consequently, their energy demands. Decoding strategies differ in their computational complexity and, consequently, their energy demands. For instance, beam search, which explores multiple hypotheses simultaneously, is more computationally demanding compared to simpler methods like greedy search. Understanding how these decoding techniques affect energy consumption is necessary for optimizing the LLM inference in resource-constrained devices and achieving an appropriate balance between model performance and sustainability goals.

The main contribution of this research is to analyze the impact of decoding strategies on GPU energy consumption, including:

- *Measuring and comparing GPU energy consumption across various decoding strategies*
- *Analyzing the trade-offs between energy efficiency and generated text quality for different decoding techniques*
- *Investigating the relationship between hyperparameter configurations and GPU energy consumption across decoding methods*
- *Developing an evaluation framework combining energy monitoring, quality metrics and statistical analysis across multiple NLP tasks*
- *Introducing new efficiency metrics that combine generation quality and energy consumption to enable systematic comparison of decoding strategies*
- *Quantifying the stability and robustness of different decoding methods through hyperparameter sensitivity analysis*

By providing these contribution, our research aims to contribute to the current literature of compute performance and energy utilization characteristics of LLM inference. Additionally, we hope it encourages further analysis, benchmarking, and broader sharing of systematic performance insights across a wider range of large models, particularly under varying hardware configurations. This can be especially relevant for researchers and users with limited computational resources.

2 Background

2.1 Decoding Strategies

LLMs generate text sequentially in an autoregressive manner. At each step, the model computes a probability distribution over the vocabulary. Decoding strategies determine how the model converts these probabilities into generated text. The choice of decoding method significantly influences the quality, diversity, and coherence of the output. These strategies are generally categorized into two types: deterministic and stochastic.

2.2 Deterministic Decoding Strategies

- **Greedy:** The most basic decoding strategy where the model select the token with the highest probability at each generation step [5, 22]. Since tokens with the highest probability are always chosen while the rest are completely ignored, this technique may leads to repetition and degeneration, especially in tasks where diversity in the output text is an important factor.
- **Beam Search:** Instead of greedily selecting the tokens, [23] proposed keeping track of multiple candidate sequences (a beam), expanding them at each generation step, and selecting the top ones based on their overall scores after multiple steps. The number of these candidate sequences is controlled by the beam width, which serves as a hyperparameter.
- **Diverse Beam Search (DBS):** [24] introduced an extension of the original Beam Search method by dividing the candidate sequences into multiple subgroups while enforcing diversity within each group. The key hyperparameters for this approach are the beam width and the number of groups.
- **Contrastive Search (CS):** [19] introduced a contrastive framework to penalize repetitive token selections while maintaining coherence. After selecting the top-k candidates from the model, they are assessed based on the likelihood assigned by the LLM and a degeneration penalty that evaluates how close the token is relative to the previous context. This method have two hyperparameters: k, which controls candidate selection based on top-k, and α , which controls degeneration.

- **DoLa:** [20] designed a decoding technique to improve factual accuracy in LLMs. Unlike other decoding methods that rely solely on the final layer’s logits, DoLa compares the output logits of earlier layers with those of the final layer. The specific layers to be contrasted with the final one can be set as a hyperparameter.
- **Assisted Decoding (AD):** A novel strategy, also known as speculative decoding, was introduced by [25] to accelerate LLM inference. This technique uses an assistant model to generate multiple candidate tokens in advance, which are then verified by a larger target model. In this way, the number of sequential computations during inference is significantly reduced, speeding up the decoding process. Since we used only the n-gram-based speculative decoding in the greedy setting and not the model-based approach, we categorize it as deterministic. The hyperparameter in this case is the number of tokens to be output as candidate tokens.

2.3 Stochastic Decoding Strategies

- **Temperature (τ):** This sampling method simply modifies the logits before applying the Softmax [26] function in the decoding process. When the temperature is low, the method becomes more deterministic by increasing the likelihood of selecting high-probability tokens. In contrast, selecting higher temperature values introduce randomness in generation by increasing the likelihood of choosing lower-probability tokens.
- **Top-k:** [27] introduced a method which sampling is performed from the k most probable candidates in the vocabulary at each token generation step. A smaller k makes the output more deterministic, whereas a larger k allows tokens with lower probabilities to be considered in the selection process.
- **Top-p (Nucleus):** Rather than selecting a fixed number of tokens and sampling from them, [28] proposed selecting tokens based on their probability distribution. They suggested choosing the minimal set of tokens whose cumulative probability goes beyond a probability p
- **Epsilon Sampling:** [29] introduced another truncation sampling approach by selecting only the tokens whose conditional likelihoods are above an entropy-dependent threshold ϵ . This ensures that the highly unlikely tokens are excluded.
- **Typical Sampling:** To generate text that resembles most to human writing, [30] proposed selecting tokens based on information entropy. In the sampling approach, we select tokens based on how close a token’s probability is to the expected information content at each step. Thus, tokens that are too predictable or too unlikely are discarded, with the selection process controlled by a typicality threshold.
- **Min-p Sampling:** [21] proposed a dynamic token selection strategy to overcome the limitations of other truncation-based sampling methods. Their approach adjusts the filtering threshold at each step based on the probability of the most likely token. The key hyperparameter is a base probability, which is multiplied by the likelihood of the most probable token to dynamically adjust the threshold for the next generation step.

3 Experimental Setting

3.1 Compute Resources

All the experiments were conducted on a compute node equipped with two NVIDIA A100-PCIE-40GB GPUs and a Dual 64-core AMD EPYC 7763 Processor @ 2.45GHz. The system is managed by SLURM [31], an open-source workload manager that facilitates resource allocation, job scheduling, and queue management. In each job (experiment), we requested only one GPU. Before running the main job, we start monitoring and collecting the GPU resource utilization data over the job’s run time. This monitoring is stopped immediately after the main job is finished. The maximum power draw for both GPUs is set to 250 watts.

All the experiments were run on an isolated compute node to minimize the variations in the LLM inference measurements. When running the same experiment (a specific decoding method with fixed parameters with same input data) multiple times alongside other users’ jobs in a compute node, we sometimes observed significant variations in the total inference time and consumed energy. These fluctuations in LLM inference workloads are due to the shared nature of the system (the potential disruptions of other jobs) and distinct compute characteristics of LLMs [16]. Consequently, we submitted all our jobs on isolated node to mitigate the significant variations.

3.2 Monitoring Tools

We use the *nvidia-smi* [32] utility to monitor and manage GPUs in our experiments. This command-line utility provides detailed information regarding GPU performance metrics including GPU utilization, temperature, memory usage, memory clock frequency, power consumption, and etc. We use this real-time monitoring utility to record GPU resource usage including utilization and power consumption at 1000 ms intervals for each experiment.

To quantify the total energy consumption, we rely on the $E = \sum_{i=1}^n P_i \cdot \Delta t_i$ formula that relates energy to power (P_i) and time period (Δt_i). Since we recorded power measurements at 1-second intervals ($\Delta t_i = 1$), assuming constant power over each second, the energy consumption for each second simplifies to the recorded power (in watts). As a result, the total energy consumption in joules is equivalent to the summation of the recorded power values over the entire inference duration. GPU energy consumption, especially in LLM workloads, results in significantly large values when measured in joules, as joules are a relatively small unit for quantifying energy. To facilitate easier comparison between decoding methods, we converted the energy consumption from joules (J) to watt-hours (Wh) for reporting in this paper ($1\text{Wh} = 3.6 \times 10^3 \text{ J}$).

3.3 Benchmarks

For reproducibility, we used *LM-evaluation-harness* [33] to benchmark and evaluate the chosen LLMs across different decoding methods. This is an open-source framework designed for evaluating and testing the performance of the LLMs across a wide range of tasks and benchmarks. We evaluated our selected decoding strategies across three text generation tasks: *Translation*, *Code Summarization*, and *Math*. For all three tasks, we utilized only a subset of the full datasets. Using the complete dataset would unnecessarily increase inference time and energy consumption during experimentation, without bringing any meaningful insights to the study. We emphasize that we reported only the available performance metrics for the generated texts as provided by the *LM-evaluation-harness* framework across our selected tasks.

3.3.1 Translation

We selected WMT16 [34] dataset to evaluate the translation performance. WMT is a widely recognized competition for machine translation tasks, providing high-quality datasets across multiple languages. In our experiments, we only focused on German-English and English-German and only considered the first 500 input prompts of the whole dataset in both cases. Also, the number of few-shots was set to 0 for all translation jobs.

We report the *BLEU* [35] in our translation experiments. This widely-used evaluation metric measures the n-gram overlap between the generated output and the ground truth, with higher scores indicating the better generative performance.

3.3.2 Code Summarization

The CodeXGLUE [36] benchmark suit is a collection of datasets designed to evaluate the AI models on various code-related tasks. Specifically, we used Code Summarization [37] task to generate concise and coherent descriptions of source code snippets. This task evaluates the LLM’s ability to understand the semantics of code and translate it into meaningful summaries. We only summarized the first 100 code snippets of Python and Java Script programming languages in to natural language descriptions while the number of few-shots was set to 0 for all experiments.

We use the *Smoothed BLEU* [38] evaluation metric, a modified version of the standard BLEU, to alleviate the issue of non-overlapping high-order n-grams in the code summarization task [36].

3.3.3 Math

We utilized the GSM8K dataset [39] to evaluate the reasoning and mathematical problem-solving capabilities of LLMs under different decoding strategies. Although the popular GSM8K consists of 8K grade-school-level math problems, we only focused on the first 100 problems out of the whole benchmark. In this specific task, we used 5-shot prompts in our experiments.

For this benchmark, the *Exact Match* accuracy is reported as the performance of the generated text compared to the ground truth. As explained in [40], the exact match checks if each token in the a language model’s output aligns with the greedy decoding generation of the input at each step. If all tokens align perfectly, the LLM’s generated text is considered an exact match. Thus, a higher value indicates better text generation performance.

3.4 LLM

In our experiments, we used Qwen 2.5 [41], a recent series of decoder-only LLMs. Specifically, we experimented different decoding strategies with 7B-instruction-tuned model. We selected this model size due to its robust performance across a wide range of text generation tasks and to accelerate the decoding process in our experiments.

3.5 Strategies & Hyperparameters

We employed the decoding strategies introduced in Sections 2.2 & 2.3 in our study. All adopted strategies have been implemented in the Hugging Face [42] library. We also tuned the hyperparameters of each strategy To evaluate their impact on text quality and energy consumption across our selected tasks. The range of hyperparameter values for each decoding technique was selected based on recommendations from standard practices and recent studies [4, 5]. However, in some cases, we included unconventional hyperparameter values to investigate their impact, particularly on energy consumption. For example, in the Top-K decoding strategy, we conducted experiments with $k = 1$. While $k = 1$ is essentially equivalent to the greedy decoding strategy, this allowed us to examine whether differences in implementation between greedy decoding and Top-K decoding result in variations in performance or energy consumption. Table 3 lists the utilized decoding strategies and their associated hyperparameters. Our goal is not to identify the optimal decoding hyperparameters for the entire benchmark suite across different models but rather to examine the relationship between performance and energy consumption in comparable settings for each decoding strategy. By focusing on a limited subset of datasets, we aim to determine which decoding strategy is more energy-efficient during LLM inference.

4 Experimental Results

We conducted an extensive benchmarking of different decoding strategies across 5 text generation tasks. The batch size is set to 1 in all experiments, as our selected text generation tasks from LM-Evaluation-Harness do not allow batch size modification for these cases. For each decoding method, we experimented multiple hyperparameters, repeating each configuration 5 times to capture variations in the LLM’s inference behavior. Through preliminary testing, we found that 5 repetitions were sufficient to capture variations. During each run, we tracked both text generation quality and energy consumption. After completing each job, we filtered the energy usage data to focus solely on the active GPU processing periods. This approach allowed us to accurately quantify the GPU energy consumption and ensured that our findings are both reliable and reflective of real-world GPU usage during text generation tasks.

In the following sections, we examine the trade-offs between text generation quality and GPU energy consumption for each decoding strategy and analyze how hyperparameter tuning impacts energy usage.

4.1 Text Generation Quality vs Energy Efficiency

The text generation quality and energy consumption for various decoding strategies using the Qwen2.5 7B-Instruct model are presented in Table 1. The results were obtained using the best hyperparameter configuration that delivered the highest quality for each decoding method. The corresponding energy consumption for this optimal hyperparameter was averaged across all 5 runs and reported in watt-hours. Additionally, we evaluated the trade-off between quality and energy across different methods using an Efficiency Ratio (ER = Quality/Energy). This metric measures the generative quality achieved per unit of energy consumed, making it valuable for identifying methods that offer high quality while minimizing energy usage.

In both translation tasks, Beam Search and DBS achieve the highest BLEU scores—up to about 42.7 for De→En and 29.9 for En→De—but also draw considerable power, pulling down their overall efficiency ratio. In contrast, AD delivers BLEU scores near—or on par with—those top-performing beam-based methods while consuming far less power, thereby attaining the best efficiency ratios. Greedy decoding, along with Temperature, Top-k, and Top-p sampling methods, occupies a middle ground: they offer moderately high BLEU at moderate energy costs, resulting in fairly respectable efficiency.

Similarly, in GSM8K, Beam search achieves the highest exact-match accuracy (0.90) but requires 20.32 Wh of energy, resulting in a modest efficiency ratio. In contrast, AD maintains solid accuracy (0.80) at just 10.63 Wh, yielding the highest efficiency ratio among all methods. Several stochastic methods also strike a better balance than beam-based approaches, generating high-quality texts at more moderate energy levels.

For both Python and JavaScript code summarization tasks, CS achieves the highest smoothed bleu scores, exceeding 1.0 in both cases, but also consumes the highest energy usage, putting it at a disadvantage efficiency-wise. In both cases, CS, DoLa and DBS have the highest amount of energy consumption compared to other methods. In contrast, AD delivers near-competitive smoothed bleu scores at a fraction of the energy, leading to the highest efficiency ratios among the tested strategies. Stochastic sampling techniques fall into a middle zone, similar to translation and math problem-solving tasks, offering moderate generation quality without the extreme energy consumption of beam-based or contrastive methods in deterministic approaches.

To better demonstrate how the choice of decoding strategy affects generative quality and energy consumption, we employed the Relative Standard Deviation expressed as $RSD(\%) = \frac{\sigma}{\mu} \times 100$ mathematically. RSD quantifies the

Table 1: Text Generation Quality and Average Energy Consumption across Decoding Methods in their best Hyperparameter Setting using Qwen2.5 7B-Instruct with batch size=1. The associated hyperparameters are listed in Table 4. The table uses color coding to highlight key metrics: blue indicates high generative quality, red signifies high energy consumption, and green represents a high efficiency ratio.

Task	Metric	Deterministic Methods						Stochastic Methods					
		Greedy	Beam	DBS	DoLa	CS	AD	τ	Top-p	Top-k	Eps	Typical	Min-p
De→En	BLEU	41.09	42.71	42.65	22.97	41.03	41.76	41.02	41.26	41.11	31.53	35.68	38.39
	Wh	9.54	11.45	14.58	22.72	13.57	8.33	9.68	9.68	9.64	10.28	10.36	9.76
	ER	4.30	3.73	2.92	1.01	3.02	5.01	4.23	4.26	4.26	3.06	3.44	3.93
En→De	BLEU	26.66	29.88	29.33	19.11	26.94	26.47	26.73	26.96	26.85	18.12	24.93	24.97
	Wh	13.23	18.37	17.74	22.12	15.67	12.31	13.42	13.49	13.33	14.04	13.76	13.49
	ER	2.01	1.62	1.65	0.86	1.71	2.15	1.99	1.99	2.01	1.29	1.81	1.85
GSM8K	Exact-M	0.82	0.90	0.87	0.79	0.85	0.80	0.88	0.88	0.86	0.83	0.85	0.87
	Wh	13.51	20.32	30.75	18.11	21.53	10.63	13.27	13.58	13.81	13.79	13.82	13.48
	ER	0.06	0.044	0.028	0.043	0.039	0.075	0.066	0.064	0.062	0.06	0.061	0.064
Code2Text-Py	S-BLEU	0.86	0.84	0.83	0.92	1.16	0.88	0.90	0.90	0.92	0.90	0.90	0.93
	Wh	18.77	19.91	23.85	27.05	36.78	15.06	18.98	18.82	18.67	18.91	18.92	18.82
	ER	0.045	0.042	0.034	0.034	0.031	0.058	0.047	0.047	0.049	0.047	0.047	0.049
Code2Text-Js	S-BLEU	0.73	0.74	0.69	0.72	1.18	0.76	0.78	0.80	0.78	0.75	0.75	0.75
	Wh	18.97	20.21	22.43	26.57	36.77	15.63	19.06	19.15	18.94	18.97	18.79	19.04
	ER	0.038	0.036	0.03	0.027	0.032	0.048	0.04	0.041	0.041	0.039	0.039	0.039

variability of the data relative to its mean value. We utilize this statistical metric to provide a normalized measure of variability in text generation quality and energy consumption using various decoding methods across different tasks. Intuitively, a lower RSD indicates greater stability and consistency, while a higher value reflects greater variability. We depicted the RSD of quality and energy consumption for each task in Figure 1 (based on the results from Table 1). It is clear that the selection of decoding strategies significantly affects the variability of energy consumption. Although in some cases, such as GSM8k, we do not observe much variation in output quality when using different decoding methods, we do see significant energy variation in this case. This highlights the importance of being more energy-conscious when choosing a decoding strategy for our task. Choosing an inappropriate strategy may not greatly reduce output quality, but it can lead to a significant increase in energy consumption.

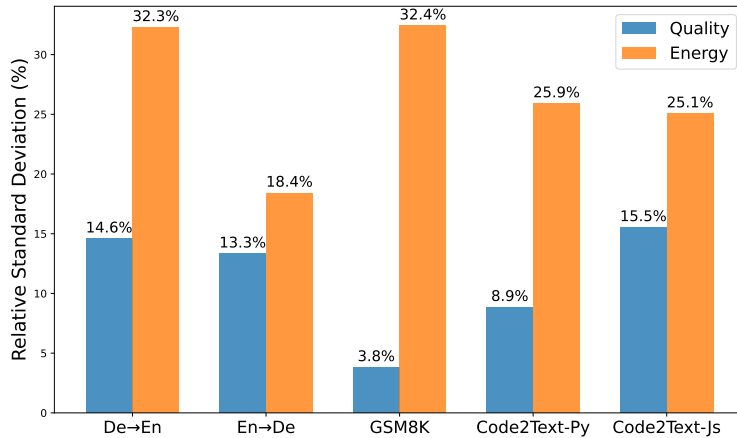


Figure 1: Relative Standard Deviation of Text Generation Quality and GPU Energy Usage for each task across all decoding strategies using Qwen2.5-7B-Instruct.

Table 2: Relative Standard Deviation (RSD) and Sharpe Ratio (SR) for each Decoding Strategy. RSD is calculated for text generation quality and average energy consumption across different hyperparameter values. SR takes into account the quality and energy consumption of all hyperparameter runs within a decoding method. The table uses color coding to highlight key metrics: blue indicates high RSD in quality, red signifies high RSD in energy consumption, and green represents a high SR.

Task	Metric	Deterministic Methods						Stochastic Methods					
		Beam	DBS	DoLa	CS(k=5)	CS(k=25)	AD	τ	Top-p	Top-k	Eps	Typical	Min-p
De→En	<i>BL (RSD%)</i>	0.31	0.46	25.96	68.62	94.99	0.49	51.21	9.22	12.30	2.99	5.32	6.83
	<i>Wh (RSD%)</i>	13.32	11.39	20.08	32.96	53.45	2.25	35.55	2.73	2.99	1.53	2.63	2.09
	<i>SR</i>	$7e^{-3}$	$8e^{-3}$	$8e^{-4}$	e^{-3}	$3e^{-4}$	$6e^{-2}$	e^{-3}	$3.6e^{-2}$	$2.8e^{-2}$	$5.1e^{-2}$	$3.3e^{-2}$	$4.5e^{-2}$
En→De	<i>BL (RSD%)</i>	1.30	2.16	28.86	79.02	104.95	5.41	51.50	13.69	19.64	2.18	4.22	9.11
	<i>Wh (RSD%)</i>	11.09	7.02	16.47	18.22	44.12	4.37	22.77	1.45	1.88	0.92	0.59	1.98
	<i>SR</i>	$4e^{-3}$	$6e^{-3}$	$9e^{-4}$	e^{-3}	$2e^{-4}$	$1.3e^{-2}$	e^{-3}	$3.1e^{-2}$	$1.9e^{-2}$	$3.5e^{-2}$	$7.3e^{-2}$	$2.2e^{-2}$
GSM8K	<i>EM (RSD%)</i>	1.85	1.42	3.26	64.70	92.36	24.21	41.12	3.07	3.05	1.43	2.11	2.02
	<i>Wh (RSD%)</i>	30.50	20.06	0.31	17.24	19.80	8.61	16.39	0.75	0.86	1.27	2.56	1.19
	<i>SR</i>	$3e^{-5}$	$4.5e^{-5}$	$2.3e^{-3}$	$3.2e^{-5}$	$8e^{-6}$	$2.04e^{-4}$	$7.7e^{-5}$	$1.9e^{-3}$	$1.7e^{-3}$	$1.1e^{-3}$	$6.3e^{-4}$	$1.3e^{-3}$
Code2Text-Py	<i>SBL (RSD%)</i>	4.67	6.99	0.48	6.77	12.35	1.44	11.03	3.18	3.30	3.16	2.66	4.88
	<i>Wh (RSD%)</i>	12.13	10.07	0.35	0.76	1.42	1.69	0.57	0.44	0.33	0.53	0.32	0.27
	<i>SR</i>	$8e^{-5}$	$8.4e^{-5}$	$1.7e^{-3}$	$1.2e^{-3}$	$5.2e^{-4}$	$9.1e^{-4}$	$1.9e^{-3}$	$2.5e^{-3}$	$3.3e^{-3}$	$2.2e^{-3}$	$3e^{-3}$	$3.6e^{-3}$
Code2Text-Js	<i>SBL (RSD%)</i>	3.63	3.27	2.12	1.26	21.19	1.08	7.20	4.57	3.44	2.39	2.70	1.53
	<i>Wh (RSD%)</i>	13.67	10.59	0.17	0.37	1.64	1.33	0.38	0.49	0.57	0.14	0.56	0.20
	<i>SR</i>	$6e^{-5}$	$6.7e^{-5}$	$2.6e^{-3}$	$2e^{-3}$	$4e^{-4}$	$9.7e^{-4}$	$2.3e^{-3}$	$1.9e^{-3}$	$1.7e^{-3}$	$3.9e^{-3}$	$1.7e^{-3}$	$3.1e^{-3}$

4.1.1 Key Findings:

Across all tasks, AD consistently delivers outstanding energy efficiency while demonstrating near-competitive text generation quality. In contrast, widely adopted beam-based deterministic methods offer strong generative quality but also consume disproportionately high amounts of energy, calling into question their default and unnecessary use for every application. Top-p, Top-k, and temperature-based sampling methods exhibit similar power consumption across tasks, resulting in very similar efficiency ratios. Within an acceptable margin, all stochastic methods—when tuned to their optimal hyperparameters—consume essentially the same amount of energy across all tasks. This consistent pattern suggests that, despite their different approaches to sampling, they impose comparable computational overhead when generating output, making them viable alternatives for each other in scenarios where a stable trade-off between energy efficiency and performance is desired across the selected tasks. Contrastive Search stands out in certain tasks, yet its significant energy draw negatively affect its overall energy efficiency. Except for GSM8k, DoLa consistently ranks among the worst in terms of efficiency ratio. Although this newly introduced method aims to reduce hallucinations and improve truthfulness in LLM outputs, it does not offer high generation quality in our chosen tasks and remains one of the highest energy-consuming approaches. Finally, the overall energy consumption pattern in each decoding strategy seems to remain consistent across benchmarks. This creates opportunity to optimize decoding approaches in light of both quality requirements and energy considerations.

4.2 Hyperparameter Sensitivity Analysis

To investigate the impact of hyperparameter choices on both text generation quality and energy consumption, it is crucial to determine their sensitivity across different configurations. To quantify this, we calculate the RSDs of both quality and energy to measure their variability and consistency across all hyperparameters for each decoding strategy. In this way, we can capture the degree of sensitivity of each method to hyperparameter changes, allowing for an interpretable comparison between decoding methods in each task. In this scenario, a lower RSD suggests robustness, where hyperparameter changes have minimal effect on the observed metrics.

We also employed the Sharpe Ratio [43], a classic statistical metric from finance, to incorporate the recorded energy variations observed in each run for a given hyperparameter within our analysis. Mathematically expressed as $\frac{\mu - r_f}{\sigma}$, Sharpe Ratio measures how well the average return of an investment compensates the volatility (risks) of returns. This reward-to-variability metric can be adapted in our analysis by treating the average of text generation qualities as the mean return of investments and the variability (standard deviation) of energy consumptions across all hyperparameter runs as the risks for each decoding strategy. This approach provides us a single metric to identify decoding strategies that are less sensitive to hyperparameter changes while simultaneously rewarding strong generative quality and penalizing

energy fluctuations. A higher SR ratio signifies that the in all of our experiment runs for a specific decoding method, it consistently delivers good quality while minimizing energy consumption variations. Since we are ranking all decoding strategies within each task, we consider the risk-free rate to be zero. Table 2 presents the RSD of text generation quality and average energy consumption across all hyperparameter values for each decoding strategy, along with the SR between quality mean and energy consumption variations across all hyperparameter runs.

Interestingly, beam-based methods exhibit relatively low RSD in BLEU scores, indicating stable generation quality across hyperparameter changes in both translation tasks. However, in both tasks, we observe a similar pattern where CS and DoLa methods show the highest variations in quality and energy, highlighting their strong sensitivity to hyperparameter tuning. Stochastic methods like Typical and Min-p, and Top-p sampling generally remain more stable in both quality and energy, resulting in competitive Sharpe Ratios. In contrast, we find that Temperature sampling has significantly higher RSD values for both quality and energy compared to other stochastic techniques.

In GSM8K, we observe a similar pattern with CS and Temperature sampling methods exhibiting the highest variations in both quality and energy across their hyperparameters. Interestingly, AD shows one of the highest RSD values for quality, while its energy consumption remains relatively stable. In contrast, beam-based methods display the opposite trend, with minimal variations in quality but the highest fluctuations in energy across their hyperparameters. Another notable observation is that DoLa maintains extremely low energy variation, resulting in the highest SR ratio among all methods. Similar to translation tasks, most stochastic methods achieve a good balance between performance and energy stability, leading to high SR ratios.

Across both Python and JavaScript code summarization tasks, we observe a similar pattern where CS and Temperature sampling exhibit the highest variation in generation quality across hyperparameters. In contrast, DoLa remains significantly more stable, leading to the highest SR ratio in Python summarization. Methods like Beam and DBS experience considerable energy fluctuations while maintaining moderate variability in generation quality. Similar to previous tasks, many stochastic approaches demonstrate relatively low RSD in energy consumption and moderate RSD in quality, resulting in high SR in code summarization tasks.

4.2.1 Key Findings

Across all tasks, we observe that, except for Temperature sampling, the other stochastic decoding methods achieve some of the highest SR ratios, maintaining good quality with minimal energy fluctuations across different hyperparameter choices. This suggests that these methods are less sensitive to hyperparameter tuning and are more energy-conscious relative to the quality they produce. The reason Temperature sampling exhibits significant variation in both energy consumption and quality is the inclusion of high-temperature values in our choices. Higher temperatures $\tau > 1$ increase randomness in token selection, reducing output fluency and coherence. This quality loss is further illustrated in Figure 2. Across all selected tasks, the model struggled to enhance diversity without sacrificing accuracy, leading to a noticeable drop in quality and increased energy consumption, particularly in translation and math problem-solving tasks. This is particularly interesting because, while Temperature sampling was among the methods with the highest efficiency ratio in Table 1, the RSD results in Table 2 reveals that it has the greatest variation in both quality and energy across different hyperparameters. This underscores the importance of hyperparameter optimization when using this method.

In some cases, such as beam-based methods in the math problem-solving task, we observe significant energy fluctuations despite minimal variation in quality. Conversely, in code summarization tasks, Temperature sampling exhibits the opposite trend, with substantial quality variation but stable energy usage. This proves that variations in quality and energy across hyperparameters do not always correlate.

Another notable finding is that, while in Section 4.1 we identified AD as the most energy-efficient method in its best hyperparameter configuration for each task, We observe that only in the German-English translation task does it rank among the best methods with the highest SR ratio. In other cases, it exhibits variations in both generation quality and energy consumption across its selected hyperparameters, implying that AD performs optimally only when properly tuned in some text generation tasks. Additionally, for beam-based methods, we observe considerable energy fluctuations when increasing the beam width in code summarization and math problem-solving tasks (Figure 3). However, in translation tasks, energy consumption remains relatively stable, and the quality does not vary significantly. Both of these findings highlight the importance of task-specific hyperparameter tuning for certain decoding strategies.

Contrastive Search stands out as the most sensitive to hyperparameter changes among all methods, with $k = 25$ exhibiting significantly greater energy fluctuations than k across different penalty α values. Larger k values can lead to substantial shifts in both performance and energy consumption. Additionally, the impact of the α parameter varies considerably depending on the task, contributing to its high RSD values in both quality (up to 104.95%) and energy consumption (up to 53.45%).

Lastly, we observe a unique pattern in the DoLA method. While Table 1 shows that it is among the methods with the highest energy consumption in its best hyperparameter setting, it also achieves some of the highest SR ratios in math problem-solving and translation tasks in Table 2. This indicates that, although DoLA may consume significant energy, its energy usage remains stable across different hyperparameters while still delivering acceptable (though not outstanding) generation quality in certain NLP tasks.

5 Limitations & Future Work

In this study, we confined our experiments to a relatively small-scale LLM, Qwen2.5 7B-Instruct, leaving the investigation of larger models and architectures for future work. While we carefully selected hyperparameters for our experiments, our approach was not exhaustive, leaving a broader range of parameter settings yet to be explored. Additionally, because LM-Evaluation-Harness framework did not offer benchmarking open-ended text generation tasks at the time of conducting this research, we focused on a subset of directed tasks that best suited our objectives. Recent decoding strategies research efforts significantly revolves around open-ended language generation, such as story creation and text continuation; thus, exploring how various decoding techniques influence energy consumption in such scenarios would be a valuable direction to pursue. We also did not combine different decoding strategies, suggesting another avenue for future research. Finally, our analysis focused on GPU energy consumption; however, future work could extend this scope to encompass other factors such as CPU power usage, memory and temperature, providing a more comprehensive understanding of how decoding strategies influence overall resource consumption.

6 Ethical Considerations and Societal Impact

- **Ethical Considerations:** This research does not involve any private or sensitive data, as all experiments are conducted using publicly available datasets. To ensure transparency and reproducibility, we rely on the LM-Evaluation-Harness framework, which provides a unified approach for benchmarking language models. However, the investigation of different text generation strategies must be accompanied by a careful assessment of potential ethical risks, including bias, misinformation, and harmful content generation.
- **Societal Impact:** This work aims to advance the field of Machine Learning while addressing the growing concerns about the energy consumption and environmental impact of large-scale AI models. Recently, there has been growing concern about the high energy consumption and sustainability challenges of AI models, emphasizing the need for efficient inference methods. Selecting decoding strategies that preserve model quality while reducing energy usage can help mitigate the environmental footprint of large-scale language models. Our research encourages the AI community to not only prioritize output quality but also adopt a more energy-conscious approach when using LLMs, contributing to greater sustainability in AI.

7 Conclusion

In this study, we investigated the impact of decoding strategies and hyperparameter choices on both generative quality and GPU energy consumption during LLM inference across various text generation tasks. Through a comprehensive evaluation, we found that, in all tasks, the choice of decoding strategy significantly affects GPU energy consumption during inference, even in cases where it has minimal impact on output quality. Additionally, we observed that different decoding methods present distinct trade-offs between text quality and energy efficiency. While deterministic methods generally achieve top-tier quality in most generation tasks, they also tend to consume more energy and exhibit higher variability across their hyperparameters. In contrast, stochastic approaches appear to be more energy-efficient, often providing a better quality-to-energy ratio and demonstrating lower sensitivity to hyperparameter changes relative to their output quality. Overall, no single decoding strategy outperforms all others across every metric. Instead, the optimal choice depends on the specific task and whether the priority is maximizing generation quality, minimizing energy consumption, or achieving a stable balance between both. Our findings highlight the importance of carefully selecting decoding strategies, taking into account not only output quality but also computational and energy costs.

References

- [1] OpenAI. Introducing chatgpt, 2022.
- [2] Google. Introducing gemini: our largest and most capable ai model, 2023.
- [3] Anthropic. Claude 3.5 sonnet, 2024.
- [4] Esteban Garces Arias, Meimingwei Li, Christian Heumann, and Matthias Aßenmacher. Decoding decoded: Understanding hyperparameter effects in open-ended text generation. *arXiv preprint arXiv:2410.06097*, 2024.
- [5] Chufan Shi, Haoran Yang, Deng Cai, Zhisong Zhang, Yifan Wang, Yujiu Yang, and Wai Lam. A thorough examination of decoding methods in the era of llms. *arXiv preprint arXiv:2402.06925*, 2024.
- [6] Gian Wiher, Clara Meister, and Ryan Cotterell. On decoding strategies for neural text generators. *Transactions of the Association for Computational Linguistics*, 10:997–1012, 2022.
- [7] Aakanksha Chowdhery, Sharan Narang, Jacob Devlin, Maarten Bosma, Gaurav Mishra, Adam Roberts, Paul Barham, Hyung Won Chung, Charles Sutton, Sebastian Gehrmann, et al. Palm: Scaling language modeling with pathways. *Journal of Machine Learning Research*, 24(240):1–113, 2023.
- [8] Siddharth Samsi, Dan Zhao, Joseph McDonald, Baolin Li, Adam Michaleas, Michael Jones, William Bergeron, Jeremy Kepner, Devesh Tiwari, and Vijay Gadepally. From words to watts: Benchmarking the energy costs of large language model inference. In *2023 IEEE High Performance Extreme Computing Conference (HPEC)*, pages 1–9. IEEE, 2023.
- [9] Dan Zhao, Siddharth Samsi, Joseph McDonald, Baolin Li, David Bestor, Michael Jones, Devesh Tiwari, and Vijay Gadepally. Sustainable supercomputing for ai: Gpu power capping at hpc scale. In *Proceedings of the 2023 ACM Symposium on Cloud Computing*, pages 588–596, 2023.
- [10] Roblex Nana, Claude Taddonki, Petr Dokládál, and Youssef Mesri. Energy concerns with hpc systems and applications. *arXiv preprint arXiv:2309.08615*, 2023.
- [11] Baolin Li, Rohan Basu Roy, Daniel Wang, Siddharth Samsi, Vijay Gadepally, and Devesh Tiwari. Toward sustainable hpc: Carbon footprint estimation and environmental implications of hpc systems. In *Proceedings of the International Conference for High Performance Computing, Networking, Storage and Analysis*, pages 1–15, 2023.
- [12] Emma Strubell, Ananya Ganesh, and Andrew McCallum. Energy and policy considerations for deep learning in nlp, 2019.
- [13] Deepak Narayanan, Mohammad Shoeybi, Jared Casper, Patrick LeGresley, Mostofa Patwary, Vijay Anand Korthikanti, Dmitri Vainbrand, Prethvi Kashinkunti, Julie Bernauer, Bryan Catanzaro, Amar Phanishayee, and Matei Zaharia. Efficient large-scale language model training on gpu clusters using megatron-lm, 2021.
- [14] Joseph McDonald, Baolin Li, Nathan Frey, Devesh Tiwari, Vijay Gadepally, and Siddharth Samsi. Great power, great responsibility: Recommendations for reducing energy for training language models. *arXiv preprint arXiv:2205.09646*, 2022.
- [15] Alexandra Sasha Luccioni, Sylvain Viguié, and Anne-Laure Ligozat. Estimating the carbon footprint of bloom, a 176b parameter language model. *Journal of Machine Learning Research*, 24(253):1–15, 2023.
- [16] Jovan Stojkovic, Chaojie Zhang, Íñigo Goiri, Josep Torrellas, and Esha Choukse. Dynamollm: Designing llm inference clusters for performance and energy efficiency. *arXiv preprint arXiv:2408.00741*, 2024.
- [17] Clara Meister, Tiago Pimentel, Gian Wiher, and Ryan Cotterell. Locally typical sampling. *Transactions of the Association for Computational Linguistics*, 11:102–121, 2023.
- [18] Xiang Lisa Li, Ari Holtzman, Daniel Fried, Percy Liang, Jason Eisner, Tatsunori Hashimoto, Luke Zettlemoyer, and Mike Lewis. Contrastive decoding: Open-ended text generation as optimization. *arXiv preprint arXiv:2210.15097*, 2022.
- [19] Yixuan Su, Tian Lan, Yan Wang, Dani Yogatama, Lingpeng Kong, and Nigel Collier. A contrastive framework for neural text generation. *Advances in Neural Information Processing Systems*, 35:21548–21561, 2022.
- [20] Yung-Sung Chuang, Yujia Xie, Hongyin Luo, Yoon Kim, James Glass, and Pengcheng He. Dola: Decoding by contrasting layers improves factuality in large language models. *arXiv preprint arXiv:2309.03883*, 2023.
- [21] Minh Nguyen, Andrew Baker, Andreas Kirsch, and Clement Neo. Min p sampling: Balancing creativity and coherence at high temperature. *arXiv e-prints*, pages arXiv–2407, 2024.
- [22] Sean Welleck, Ilya Kulikov, Jaedeok Kim, Richard Yuanzhe Pang, and Kyunghyun Cho. Consistency of a recurrent language model with respect to incomplete decoding. *arXiv preprint arXiv:2002.02492*, 2020.

- [23] Markus Freitag and Yaser Al-Onaizan. Beam search strategies for neural machine translation. *arXiv preprint arXiv:1702.01806*, 2017.
- [24] Ashwin K Vijayakumar, Michael Cogswell, Ramprasath R Selvaraju, Qing Sun, Stefan Lee, David Crandall, and Dhruv Batra. Diverse beam search: Decoding diverse solutions from neural sequence models. *arXiv preprint arXiv:1610.02424*, 2016.
- [25] Yaniv Leviathan, Matan Kalman, and Yossi Matias. Fast inference from transformers via speculative decoding. In *International Conference on Machine Learning*, pages 19274–19286. PMLR, 2023.
- [26] John Bridle. Training stochastic model recognition algorithms as networks can lead to maximum mutual information estimation of parameters. *Advances in neural information processing systems*, 2, 1989.
- [27] Angela Fan, Mike Lewis, and Yann Dauphin. Hierarchical neural story generation. *arXiv preprint arXiv:1805.04833*, 2018.
- [28] Ari Holtzman, Jan Buys, Li Du, Maxwell Forbes, and Yejin Choi. The curious case of neural text degeneration. *arXiv preprint arXiv:1904.09751*, 2019.
- [29] John Hewitt, Christopher D Manning, and Percy Liang. Truncation sampling as language model desmoothing. *arXiv preprint arXiv:2210.15191*, 2022.
- [30] Clara Meister, Tiago Pimentel, Gian Wiher, and Ryan Cotterell. Locally typical sampling. *Transactions of the Association for Computational Linguistics*, 11:102–121, 2023.
- [31] Slurm. Slurm workload manager, 2024.
- [32] Nvidia. Nvidia system management interface, 2024.
- [33] Leo Gao, Jonathan Tow, Baber Abbasi, Stella Biderman, Sid Black, Anthony DiPofi, Charles Foster, Laurence Golding, Jeffrey Hsu, Alain Le Noac’h, Haonan Li, Kyle McDonell, Niklas Muennighoff, Chris Ociepa, Jason Phang, Laria Reynolds, Hailey Schoelkopf, Aviya Skowron, Lintang Sutawika, Eric Tang, Anish Thite, Ben Wang, Kevin Wang, and Andy Zou. A framework for few-shot language model evaluation, 07 2024.
- [34] Ondrej Bojar, Rajen Chatterjee, Christian Federmann, Yvette Graham, Barry Haddow, Matthias Huck, Antonio Jimeno Yepes, Philipp Koehn, Varvara Logacheva, Christof Monz, Matteo Negri, Aurelie Neveol, Mariana Neves, Martin Popel, Matt Post, Raphael Rubino, Carolina Scarton, Lucia Specia, Marco Turchi, Karin Verspoor, and Marcos Zampieri. Findings of the 2016 conference on machine translation. In *Proceedings of the First Conference on Machine Translation*, pages 131–198, Berlin, Germany, August 2016. Association for Computational Linguistics.
- [35] Kishore Papineni, Salim Roukos, Todd Ward, and Wei-Jing Zhu. Bleu: a method for automatic evaluation of machine translation. In *Proceedings of the 40th annual meeting of the Association for Computational Linguistics*, pages 311–318, 2002.
- [36] Shuai Lu, Daya Guo, Shuo Ren, Junjie Huang, Alexey Svyatkovskiy, Ambrosio Blanco, Colin Clement, Dawn Drain, Daxin Jiang, Duyu Tang, et al. Codexglue: A machine learning benchmark dataset for code understanding and generation. *arXiv preprint arXiv:2102.04664*, 2021.
- [37] Hamel Husain, Ho-Hsiang Wu, Tiferet Gazit, Miltiadis Allamanis, and Marc Brockschmidt. Codesearchnet challenge: Evaluating the state of semantic code search. *arXiv preprint arXiv:1909.09436*, 2019.
- [38] Chin-Yew Lin and Franz Josef Och. Orange: a method for evaluating automatic evaluation metrics for machine translation. In *COLING 2004: Proceedings of the 20th International Conference on Computational Linguistics*, pages 501–507, 2004.
- [39] Karl Cobbe, Vineet Kosaraju, Mohammad Bavarian, Mark Chen, Heewoo Jun, Lukasz Kaiser, Matthias Plappert, Jerry Tworek, Jacob Hilton, Reiichiro Nakano, et al. Training verifiers to solve math word problems, 2021. URL <https://arxiv.org/abs/2110.14168>, 2021.
- [40] Stella Biderman, Hailey Schoelkopf, Lintang Sutawika, Leo Gao, Jonathan Tow, Baber Abbasi, Alham Fikri Aji, Pawan Sasanka Ammanamanchi, Sidney Black, Jordan Clive, et al. Lessons from the trenches on reproducible evaluation of language models. *arXiv preprint arXiv:2405.14782*, 2024.
- [41] An Yang, Baosong Yang, Beichen Zhang, Binyuan Hui, Bo Zheng, Bowen Yu, Chengyuan Li, Dayiheng Liu, Fei Huang, Haoran Wei, Huan Lin, Jian Yang, Jianhong Tu, Jianwei Zhang, Jianxin Yang, Jiaxi Yang, Jingren Zhou, Junyang Lin, Kai Dang, Keming Lu, Keqin Bao, Kexin Yang, Le Yu, Mei Li, Mingfeng Xue, Pei Zhang, Qin Zhu, Rui Men, Runji Lin, Tianhao Li, Tingyu Xia, Xingzhang Ren, Xuancheng Ren, Yang Fan, Yang Su, Yichang Zhang, Yu Wan, Yuqiong Liu, Zeyu Cui, Zhenru Zhang, and Zihan Qiu. Qwen2.5 technical report. *arXiv preprint arXiv:2412.15115*, 2024.

- [42] Thomas Wolf, Lysandre Debut, Victor Sanh, Julien Chaumond, Clement Delangue, Anthony Moi, Pierric Cistac, Tim Rault, Remi Louf, Morgan Funtowicz, Joe Davison, Sam Shleifer, Patrick von Platen, Clara Ma, Yacine Jernite, Julien Plu, Canwen Xu, Teven Le Scao, Sylvain Gugger, Mariama Drame, Quentin Lhoest, and Alexander Rush. Transformers: State-of-the-art natural language processing. In Qun Liu and David Schlangen, editors, *Proceedings of the 2020 Conference on Empirical Methods in Natural Language Processing: System Demonstrations*, pages 38–45. Association for Computational Linguistics, 2020.
- [43] William F Sharpe. The sharpe ratio. *Journal of portfolio management*, 21(1):49–58, 1994.

A Appendix

A.1 Detailed Results

A.1.1 energy across hyperparameters:

In this section, we present figures illustrating how average energy consumption changes with varying hyperparameters for each decoding strategy. Additionally, The marker sizes in each graph represent generation quality, with larger markers indicating higher quality and smaller markers indicating lower quality.

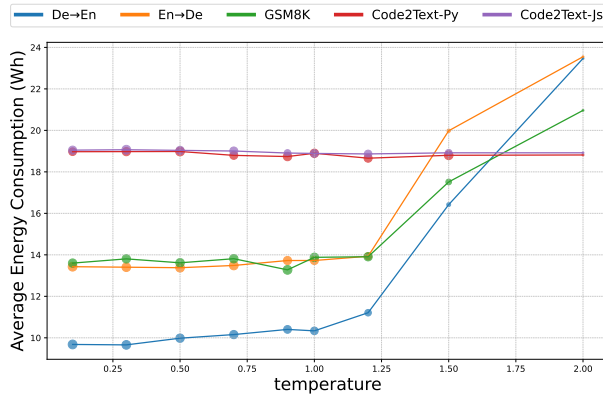


Figure 2: The average energy consumption across different temperature values in Temperature sampling

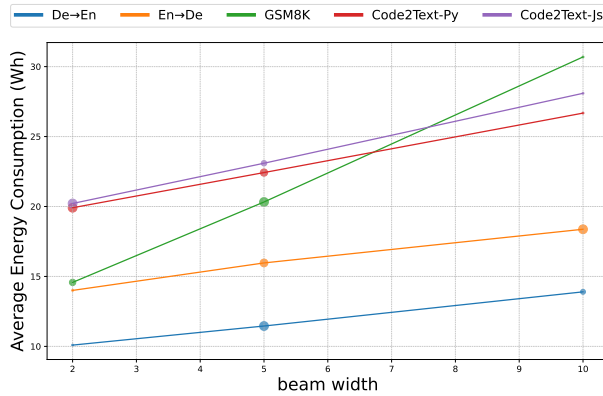


Figure 3: The average energy consumption across different beam widths in Beam Search

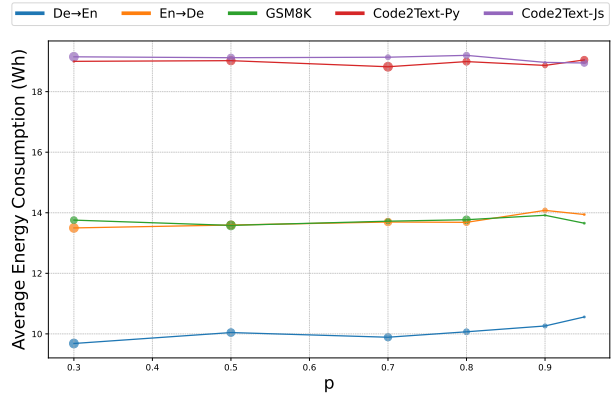


Figure 4: The average energy consumption across different probability p in Top-p Sampling

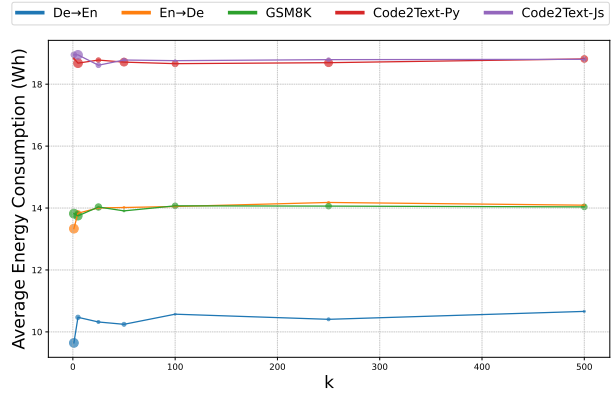


Figure 5: The average energy consumption across different k values in Top-k Sampling

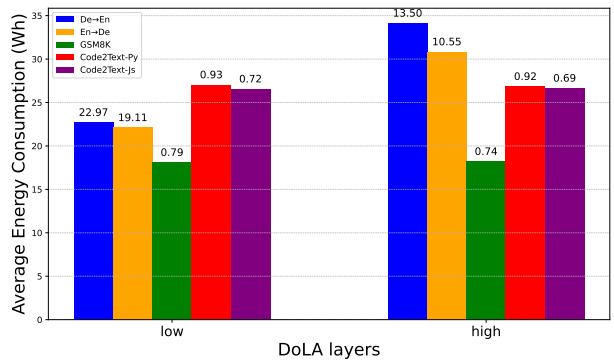


Figure 6: The average energy consumption across different DoLA layers. The numbers above each bar represent the corresponding generation quality

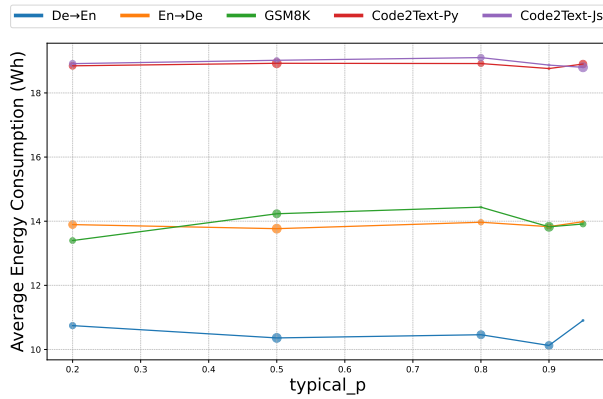


Figure 7: The average energy consumption across different typicality thresholds in Typical Sampling

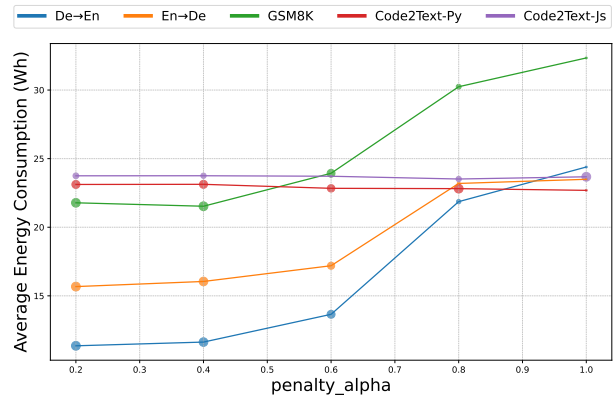


Figure 10: The average energy consumption across different α values in Contrastive Search ($k=5$)

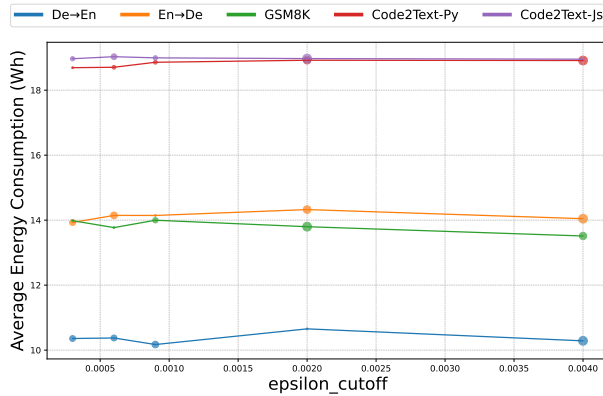


Figure 8: The average energy consumption across different ϵ thresholds in Epsilon Sampling

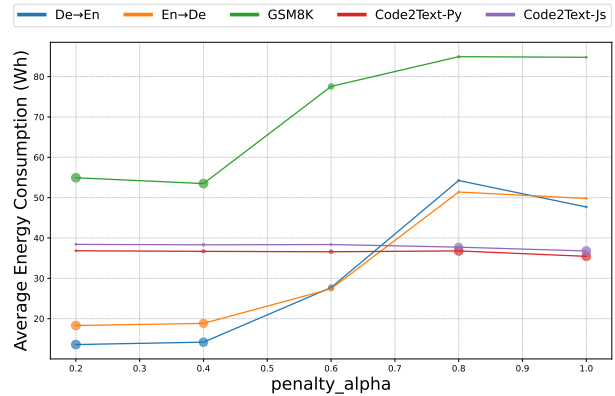


Figure 11: The average energy consumption across different α values in Contrastive Search ($k=25$)

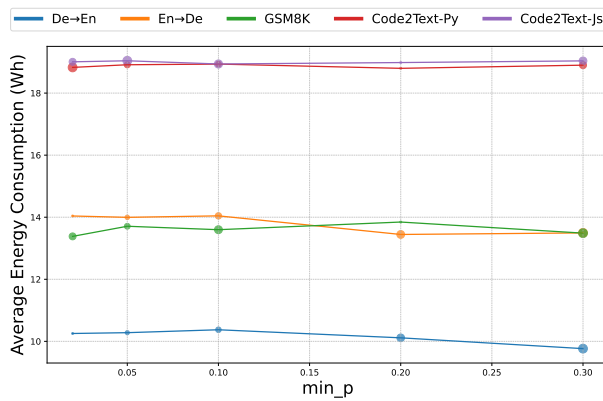


Figure 9: The average energy consumption across different base probabilities in Min-p Sampling

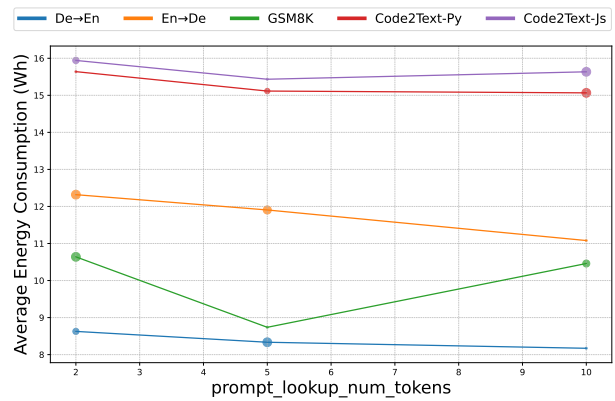


Figure 12: The average energy consumption across different number of prompt tokens in Assisted Decoding

Table 3: Strategies and Hyperparameters. Each parameter was run 5 times to account for inference variations

STRATEGIES	HYPERPARAMETER VALUE
TEMPERATURE	{0.1, 0.3, 0.5, 0.7, 0.9, 1.0, 1.2, 1.5, 2}
EPSILON	{0.0003, 0.0006, 0.0009, 0.002, 0.004}
CONTRASTIVE	{ α : {0.2, 0.4, 0.6, 0.8, 1.0} k : {5, 25}}
DIVERSE BEAM	{(4,2), (5,5), (10,2), (10,5)}
TOP_P	{0.3, 0.5, 0.7, 0.8, 0.9, 0.95}
TOP_K	{1, 5, 25, 50, 100, 250, 500}
MIN_P	{0.02, 0.05, 0.1, 0.2, 0.3}
TYPICAL	{0.2, 0.5, 0.8, 0.9, 0.95}
DOLA	{LOW, HIGH}
ASSISTED	{2, 5, 10}
BEAM SEARCH	{2, 5, 10}

Table 4: Optimal Hyperparameters for the Decoding Strategies used in the experiments. The Greedy decoding method does not require any hyperparameters, so we represented it with a dash (-) in the table.

Dataset	Deterministic Methods						Stochastic Methods					
	Greedy	Beam	DBS	DoLa	CS	AD	τ	Top-p	Top-k	Eps	Typical	Min-p
De→En	-	5	(10,2)	"low"	k=25, α =0.2	5	0.1	0.3	1	0.004	0.5	0.3
En→De	-	10	(10,2)	"low"	k=5, α =0.2	2	0.1	0.3	1	0.004	0.5	0.3
GSM8K	-	5	(10,2)	"low"	k=5, α =0.4	2	0.9	0.5	1	0.002	0.9	0.3
Code2Text-Py	-	2	(5,5)	"low"	k=25, α =0.8	10	0.5	0.7	5	0.004	0.5	0.02
Code2Text-Js	-	2	(4,2)	"low"	k=25, α =1.0	10	0.3	0.3	5	0.002	0.95	0.05