

Diversity-Oriented Data Augmentation with Large Language Models

Zaitian Wang^{1,2}, Jinghan Zhang³, Xinhao Zhang³,
Kunpeng Liu³, Pengfei Wang^{1,2}, Yuanchun Zhou^{1,2}

¹Computer Network Information Center, CAS,

²University of Chinese Academy of Sciences,

³Portland State University

wangzaitian23@mailsucas.ac.cn

Abstract

Data augmentation is an essential technique in natural language processing (NLP) for enriching training datasets by generating diverse samples. This process is crucial for improving the robustness and generalization capabilities of NLP models. However, a significant challenge remains: *Insufficient Attention to Sample Distribution Diversity*. Most existing methods focus on increasing the sample numbers while neglecting the sample distribution diversity, which can lead to model overfitting. In response, we explore data augmentation’s impact on dataset diversity and propose a **Diversity-oriented data Augmentation framework (DoAug)**. Specifically, we utilize a diversity-oriented fine-tuning approach to train an LLM as a diverse paraphraser, which is capable of augmenting textual datasets by generating diversified paraphrases. Then, we apply the LLM paraphraser to a selected core-set of highly informative samples and integrate the paraphrases with the original data to create a more diverse augmented dataset. Finally, we conduct extensive experiments on 12 real-world textual datasets. The results show that our fine-tuned LLM augments improves diversity while preserving label consistency, thereby enhancing the robustness and performance of downstream tasks. Specifically, it achieves an average performance gain of 10.52%, surpassing the runner-up baseline with more than three percentage points.

1 Introduction

AI methods have demonstrated immense capabilities, often surpassing human abilities and traditional techniques across various natural language processing (NLP) tasks. This success largely hinges on the availability of high-quality datasets, which enable AI models to uncover intrinsic patterns and drive their effectiveness in real-world applications. However, training on inferior datasets

can significantly degrade model performance, particularly when applied to test data or real-world scenarios (Wang et al., 2024b). As AI technology advances, especially with large language models (LLMs), the demand for high-quality datasets has become more pronounced. To effectively train NLP models, a high-quality dataset should be (1) *Large*: a sufficient number of samples is crucial to reflect the diversity and complexity of human language. Large datasets help prevent overfitting, ensuring the trained AI model generalizes well to unseen data. With more data points, the model can learn various patterns and relationships, which enhances its robustness and reliability; (2) *Coherent*: the mapping between data and labels must be accurate and consistent. Coherent datasets ensure that each data point is correctly labeled, providing the model with reliable information for learning. Incoherent datasets, with mislabeled or inconsistent data, can confuse the model and degrade its performance. Consistency in labeling also aids in the reproducibility of results and the interpretability of the model’s predictions; (3) *Diverse*: a diverse dataset ensures NLP models learn a broad spectrum of linguistic patterns, enhancing robustness across real-world conditions. This includes variations such as dialects, tones, formality, or domain-specific terms. Exposure to such diversity helps models generalize better, avoiding over-reliance on narrow language subsets. Additionally, it improves adaptability to unexpected inputs while reducing biases tied to certain language styles.

Data augmentation is an efficient technique for increasing the number of training samples by modifying existing dataset samples (Wang et al., 2024b). It allows for the rapid generation of large-scale datasets without the need for additional data collection and has been successfully applied in various domains, including textual data. Data augmentation for textual data often changes the wording or reshapes the structure of a sentence. Many early

and simple methods achieve this by randomly perturbing the textual samples at the word level (Wei and Zou, 2019; Karimi et al., 2021). While certain operations prove effective, some introduce noise that compromises label integrity (e.g. deleting a “not”) or generates almost redundant samples, ultimately failing to improve dataset quality or promote diversity. Recent advances in LLMs have demonstrated unprecedented power in text understanding and generation (Radford et al., 2018). The capacity of these state-of-the-art (SOTA) generative language models establishes a new and promising paradigm of textual data augmentation (Anaby-Tavor et al., 2020). Generative models enable large-scale acquisition of textual data while preserving the coherence of augmented datasets by generating texts with similar meanings to the original sentences (Dai et al., 2025). However, most existing generative methods focus primarily on enlarging dataset size, with limited consideration of how the augmentation process affects dataset diversity. Adequate attention to maintaining and enhancing dataset diversity is vital for developing AI-ready, high-quality datasets, making it a crucial challenge in textual data augmentation.

Along this line, we propose a **Diversity-oriented data Augmentation** approach (**DoAug**) using an LLM to paraphrase sentences. The LLM is first fine-tuned on a paraphrase dataset and taught to rewrite sentences. By instructing the LLM to function as a paraphraser, we can use it to alter sentence expressions while preserving their essential meaning. In this way, we ensure the affinity between the original and augmented samples, minimizing the influence of data augmentation on dataset coherence. To enhance the dataset diversity through data augmentation, we further proposed a diversity-oriented fine-tuning method. We construct a preference dataset that chooses the more diverse paraphrases while rejecting repetitive ones. Then the LLM paraphraser is fine-tuned on the preference dataset with the DPO algorithm (Rafailov et al., 2024) to encourage greater diversity in its generated samples. We also adopt a coreset selection method to focus on only the most important samples from the dataset to reduce the computational overhead and costs of running LLMs. Finally, we conduct extensive experiments on 12 textual benchmark datasets to verify the effectiveness of **DoAug**. Experimental results show that our proposed method can remarkably enhance the diversity of the augmented dataset on 5 measurements while maintaining high affinity

compared with the original dataset. We also investigate the implications of this increased diversity on model performance in downstream tasks and observe significant improvements in model performance when trained on the augmented datasets.

In summary, the contributions are as follows:

(1) We propose a data augmentation framework, **DoAug**, that incorporates and explicitly encourages diversity, an important yet often neglected factor in high-quality datasets;

(2) The framework trains and employs an LLM as a paraphraser to generate synthetic data with high affinity, ensuring the coherence of the augmented datasets;

(3) We introduce a diversity-oriented fine-tuning method that trains the LLM augments on a preference dataset with the DPO algorithm the boost generation diversity of the LLM;

(4) Extensive experiments conducted on 12 datasets demonstrate that **DoAug** significantly benefits learning performance by increasing dataset diversity while maintaining coherence.

2 Related Work

2.1 Textual Data Augmentation

Textual data augmentation revolves around perturbing the wording and syntax of existing sentences to create more modified samples. Some early and simple methods propose to randomly replace, remove, insert, and swap characters or words at certain ratios in a sentence (Belinkov and Bisk, 2018; Wei and Zou, 2019). Some more sophisticated methods modify sentences by using alternative syntax (Min et al., 2020). Language models can in turn act as effective tools for textual data augmentation. For example, Back-translation (Sennrich, 2015) first translates sentences from the source language (e.g. English) to an intermediary (e.g. Chinese) and then translates the intermediary sentence back to the source language. Substitute Word using BERT (Kumar et al., 2020) masks certain words in the original sentences and uses a BERT model to predict masked words. They utilize the subtle differences made by the translator or the unmasking process and perturb the wording or syntax while keeping the meanings untouched. The recent emergence of LLM has given birth to a series of new approaches (Anaby-Tavor et al., 2020; Cai et al., 2023; Ding et al., 2024; Wang et al., 2024a). AugGPT (Dai et al., 2025), for example, prompts the state-of-the-art ChatGPT model to rewrite sentences in the dataset and preserves dataset coher-

ence after data augmentation. Self-LLMDA (Li et al., 2024) automatically generates and selects the most suitable instruction to prompt the LLM to generate augmented samples. However, these aforementioned methods neglect the impact on dataset diversity, failing to ensure the diversity trait of producing high-quality datasets. The effect of LLM augmentation diversity is discussed in (Cegin et al., 2023, 2024), where three types of prompt-based diversity incentives are proposed.

2.2 Dataset Diversity Evaluation

The evaluation of dataset diversity is increasingly popular as the size of available training data stunningly explodes, which makes it vital to maintain a minimized redundancy in the dataset to avoid repetitive training, saving the cost and time consumption and avoiding overfitting. Though its definition is not yet unified, many metrics are used across research. (Tevet and Berant, 2021) systematically studies the evaluation of text data diversity, which includes token-level metrics, embedding-level metrics, and human evaluations. (Lai et al., 2020) proposes three dataset diversity metrics in the embedding space and investigates how these metrics change in different text datasets. (Yu et al., 2022) proposes another three diversity metrics and discusses how improving dataset diversity helps enhance learning generalization, even when the total size of the dataset is reduced. (Gontijo-Lopes et al., 2020) jointly investigates the role of data diversity and affinity in data augmentation, demonstrating that model performance benefits from improvements in both measures. Diversity has been considered in the design of several data augmentation methods (Malandrakis et al., 2019; Liu et al., 2021), however, it has not yet been integrated with coherence-ensured and LLM-based data augmentation methods such as AugGPT (Dai et al., 2025).

3 Methodology

3.1 Problem Formulation

Given a parameterized data augments f_θ , the data augmentation process is expressed as $f_\theta : \mathcal{S} = \{\mathbf{X}, \mathbf{t}\} \rightarrow \tilde{\mathcal{S}} = \{\tilde{\mathbf{X}}, \tilde{\mathbf{t}}\}$, where \mathcal{S} is the original dataset composed of the feature vectors \mathbf{X} and target labels \mathbf{t} , and $\tilde{\mathcal{S}}$ is the augmented dataset (Wang et al., 2024b). For a diversity metric D , the diversity values of the original and the augmented datasets are $D(\mathcal{S})$ and $D(\tilde{\mathcal{S}})$, respectively, and the diversity gain of that augmentation is defined as $\Delta D(\mathcal{S}; \theta) = D(\tilde{\mathcal{S}}) - D(\mathcal{S})$.

DoAug aims to optimize the parameter θ^* for the data augments to maximize the diversity gain after augmentation:

$$\theta^* = \arg \max_{\theta} \mathbb{E} \Delta D(\mathcal{S}; \theta) \quad (1)$$

When training models on the original and augmented datasets, their respective performances are evaluated by a performance metric P , resulting $P(\mathcal{S})$ for the original dataset and $P(\tilde{\mathcal{S}})$ for the augmented dataset. The performance gain is defined as $\Delta P(\mathcal{S}; \theta) = P(\tilde{\mathcal{S}}) - P(\mathcal{S})$. Moreover, by optimizing and employing the augments with maximum diversity gain, **DoAug** expects to achieve maximum performance gain under fixed conditions:

$$\Delta P(\mathcal{S}; \theta^*) = \max_{\theta} \Delta P(\mathcal{S}; \theta) \quad (2)$$

3.2 Framework Overview

DoAug trains and employs an LLM capable of generating diverse paraphrases for data augmentation to enlarge the size of textual datasets, maintain coherence, and enhance diversity. As Figure 1 shows, the framework is organized as follows:

- An LLM is first trained on a paraphrase dataset through supervised instruction fine-tuning, enabling it to function as a paraphraser that rewrites sentences while preserving the original semantics;
- The LLM paraphraser is then trained on a constructed preference dataset with the DPO (Direct Preference Optimization) algorithm that encourages diverse generation samples;
- For a given textual dataset, a coreset of samples is selected based on their importance, serving as the source sentences for paraphrase augmentation;
- Generated paraphrases are ranked and sampled according to their diversity, with the most diverse paraphrases integrated into the augmented dataset with original coreset samples.

3.3 Diverse Paraphraser Fine-tuning

The proposed data augmentation method is constructed upon a general-purpose LLM. Pre-trained on a vast amount of corpus, LLMs now boast human-level understanding and generation abilities (Ouyang et al., 2022; Dubey et al., 2024). We leverage these abilities of an LLM and use it as a tool for our data augmentation process. The LLM is fine-tuned as a paraphraser that can rewrite sentences with alternative expressions while maintaining the original semantics. The LLM paraphraser is further fine-tuned to produce more diverse generation results and cover more linguistic alternatives.

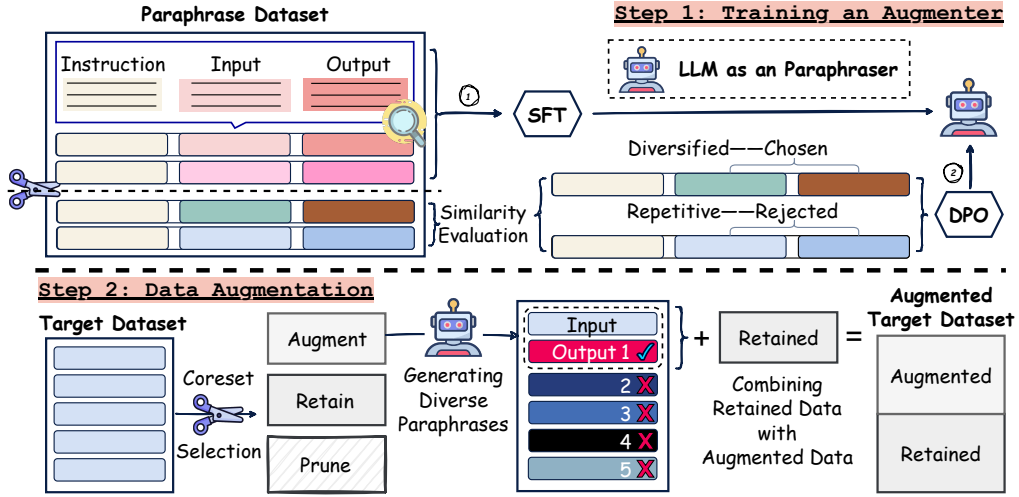


Figure 1: An overall framework of DoAug.

On the one hand, the change in sentence expressions can introduce diversity to the dataset. On the other hand, since the LLM is capable of capturing the semantics of the sentence and is prompted only to paraphrase the sentence, the coherence of the augmented data-label mapping is preserved.

3.3.1 LLM Paraphraser Training with PEFT

To fully leverage the understanding and generation abilities of the LLM, we use supervised fine-tuning (SFT) to train it to follow instructions to paraphrase existing sentences. Since the SFT phase of LLM training is heavily computation-consuming, we use the Parameter-Efficient Fine-Tuning (PEFT) technique to reduce the size of trainable parameters updated in the back-propagation pass to save the computation cost. Specifically, we adopt the Low-Rank Adaptation (LoRA) approach (Hu et al., 2021). Given a pre-trained LLM with weights $W_0 \in \mathbb{R}^{d \times k}$, LoRA represents its update ΔW with BA , where $B \in \mathbb{R}^{d \times r}$, $A \in \mathbb{R}^{r \times k}$, and the rank $r \ll \min(d, k)$. During training, W_0 is frozen and excluded from the gradient update, while A and B are updated instead. After training, W_0 and $\Delta W = BA$ are multiplied with the same input, and their outputs are summed, as in:

$$h = W_0x + \Delta Wx = W_0x + BAx \quad (3)$$

In the SFT phase, we sample a subset \mathcal{D}_{SFT} from ChatGPT Paraphrases dataset¹ to train the LLM.

3.3.2 LLM Generation Diversity Enhancement with DPO

To align LLM generations to human preferences, recent LLMs adopt RLHF in their training process, which involves the PPO algorithm and a reward

¹<https://huggingface.co/datasets/humarin/chatgpt-paraphrases>

model (Ouyang et al., 2022; Zhang et al., 2024). However, fitting a reward model brings extra computation costs, and the gap between its prediction and actual human preference also poses threats to the effect of PPO. As an alternative, the DPO algorithm directly optimizes the LLMs’ generation policy without training an additional reward model (Rafailov et al., 2024).

Preference Dataset Construction. To construct a dataset \mathcal{D}_{DPO} for DPO training, we sample another subset from the original paraphrase dataset. Each original sentence corresponds to 5 paraphrases, and we embed the original sentence x and paraphrased sentences $[y_1, \dots, y_5]$ and calculate the Euclidean distances in the embedding space \mathcal{E} :

$$\text{dist}(y_i, x) = \sqrt{(e_{y_i} - e_x)^2}, \quad (4)$$

where $e_x = \mathcal{E}(x)$. The paraphrase with maximum distances is considered the most diverse among possible generation results and used as the “chosen” (preferred) output. In contrast, the most similar is taken as the least varied generation and used as the “rejected” (dispreferred) one. This preference construction process is formulated in Eq. 5:

$$\begin{aligned} y_w &= \arg \max_{y_i} \text{dist}(y_i, x) \\ y_l &= \arg \min_{y_i} \text{dist}(y_i, x), \end{aligned} \quad (5)$$

where y_w is the preferred paraphrase out of the pair (y_w, y_l) .

Training Objective. The goal of DPO training is to maximize the probability of generating the preferred output and minimize the probability of generating the dispreferred output. Unlike the PPO algorithm which requires a reward model and a reinforcement learning phase, DPO derives its objective by solving the optimal solution of PPO’s optimization problem, as shown in Eq. 6:

$$\mathcal{L}_{\text{DPO}} = -\mathbb{E}_{(x, y_w, y_l) \sim \mathcal{D}_{\text{DPO}}} \left[\log \sigma \left(\beta \log \frac{\pi_\theta(y_w|x)}{\pi_{\text{ref}}(y_w|x)} - \beta \log \frac{\pi_\theta(y_l|x)}{\pi_{\text{ref}}(y_l|x)} \right) \right], \quad (6)$$

where π_θ denotes the generation probability of the current LLM, π_{ref} denotes that of the SFT model, and hyper-parameter β controls the deviation from the SFT model.

3.3.3 Diversity-oriented Sampling

For each input sentence, we use beam search to generate K sequences from the LLM’s output logits. We then rank these sequences based on their distances from the original sentences according to Eq. 4. Only the most distant sentences are retained to reduce redundancy and prevent overfitting.

Algorithm 1 Diversity-oriented and Coreset-focused Data Augmentation

Require: An LLM f_θ , a paraphrase dataset \mathcal{D}_{SFT} , a preference dataset \mathcal{D}_{DPO} , and a target textual dataset \mathcal{S}

- 1: Train the original LLM f_θ on the paraphrase dataset \mathcal{D}_{SFT} with SFT
- 2: Fine-tune the LLM on the preference dataset \mathcal{D}_{DPO} by optimizing the loss function in Eq. 6
- 3: Initialize empty \mathcal{S}'
- 4: **for all** $(x, t) \in \mathcal{S}$ **do**
- 5: Calculate importance score s for x
- 6: $\mathcal{S}'.$ append((x, t, s))
- 7: **end for**
- 8: Rank samples in \mathcal{S}' according to the score key s
- 9: Split \mathcal{S}' with ratio $r_{\text{augment}} : r_{\text{retain}} : r_{\text{prune}}$ to $\mathcal{S}_{\text{augment}}$, $\mathcal{S}_{\text{retain}}$, and $\mathcal{S}_{\text{prune}}$
- 10: Initialize empty $\tilde{\mathcal{S}}$
- 11: **for all** $(x, t, s) \in \mathcal{S}_{\text{augment}}$ **do**
- 12: $y = f_\theta(x)$
- 13: $\tilde{\mathcal{S}}.$ append((x, t))
- 14: $\tilde{\mathcal{S}}.$ append((y, t))
- 15: **end for**
- 16: $\tilde{\mathcal{S}} = \tilde{\mathcal{S}} \cup \mathcal{S}_{\text{select}}$
- 17: **return** Augmented dataset $\tilde{\mathcal{S}}$

3.4 Selective Coreset Data Augmentation

Given the time consumption and computation cost of LLM-based data augmentation methods, it is non-trivial to recognize the most important samples and constrain the target for data augmentation to these samples. First, we train the downstream task model on the dataset and collect training dynamics and post-training post-training metrics. Then we calculate the EL2N (Paul et al., 2021), entropy (Coleman et al., 2019), variance (Swayamdipta et al., 2020), and AUM (Pleiss et al., 2020) score to evaluate sample importance. We use score monotonic selection and coverage-centric selection (CCS) (Zheng et al., 2022) to derive the coresets. **DoAug** performs a hierarchical

coreset selection to prune some low-importance samples, retain the middle-importance samples, and augment the high-importance samples. Only samples of high importance are used as the seeds for data augmentation. The original sentences in the high-importance coreset and their paraphrases are combined with the middle-importance samples, composting the final results of our data augmentation process, as presented in Algorithm 1.

4 Experiments

4.1 Experiment Settings

Evaluation Criterion. We evaluate *diversity* and *affinity* for data distribution while measuring *performance* on downstream tasks for effectiveness.

Diversity. To comprehensively evaluate the effect of the proposed model **DoAug** on dataset diversity, we adopt several measures to evaluate the augmented dataset’s diversity:

- *Distance*: assesses the average distance between samples as follows:

$$\text{Distance}(\mathcal{S}) = \frac{1}{|\mathcal{S}|} \sum_{x_i, x_j \in \mathcal{S}} \sqrt{(e_{x_i} - e_{x_j})^2},$$

where $e_x = \mathcal{E}(x)$ is the embedding of sample x in the embedding space \mathcal{E} , and a larger distance indicates greater diversity.

- *Dispersion* (Yu et al., 2022): is similar to cosine similarity but adjusted to make larger dispersion indicate greater diversity: $\text{Dispersion}(\mathcal{S}) = \frac{1}{|\mathcal{S}|} \sum_{x_i, x_j \in \mathcal{S}} 1 - \frac{e_{x_i} \cdot e_{x_j}}{\|e_{x_i}\| \|e_{x_j}\|}$.

- *Isocontour Radius* (Lai et al., 2020): is the geometric mean of the radii, reflecting the spread of embeddings along each axis. Assuming sample embeddings follow a multivariate Gaussian distribution, the dataset can be taken as an ellipsoid-shaped cluster, formulated as: $\sum_{j=1}^H \frac{(e_j - \mu_j)^2}{\sigma_j^2} = c^2$, where μ_j is the embeddings’ mean along the j -th axis, and σ_j^2 is the variance of the j -th axis. Geometrically, the standard deviation σ_j is the radius r_j of the ellipsoid along the j -th axis. Thus, we have: $\text{Radius}(\mathcal{S}) = (\prod_{i=1}^H \sigma_i)^{1/H}$.

- *Homogeneity* (Lai et al., 2020): is a metric that reflects the uniformity of a cluster distribution, suggesting that distinct samples in a diverse dataset should ideally cover the embedding space uniformly. It begins by constructing a Markov chain model on the dataset embeddings. The edge weight between sample i and j is defined as $\text{weight}(i, j) = \left(\sqrt{(e_i - e_j) \cdot (e_i - e_j)} \right)^{\log H}$, and the transition probability from i to j is $p(i \rightarrow j) = \frac{\text{weight}(i, j)}{\sum_k \text{weight}(i, k)}$. The entropy of the Markov chain is calculated by $\text{entropy}(\mathcal{S}) = -\sum_{ij \in \mathcal{S}} v_i \cdot$

$p(i \rightarrow j) \log p(i \rightarrow j)$, where v_i is the stationary distribution, assumed to be uniform. Homogeneity is then defined as, $Homogeneity(\mathcal{S}) = \frac{entropy(\mathcal{S})}{\log(|\mathcal{S}|-1)}$, where $\log(|\mathcal{S}|-1)$ is the entropy upper bound normalizes homogeneity into $[0, 1]$ (Lai et al., 2020).

- **Vocabulary Size:** evaluates dataset diversity at the token level, complementing four embedding-level diversity metrics. Given the token set of the textual dataset \mathcal{T} , we count the number of unique tokens present: $Vocabulary(\mathcal{S}) = |\mathcal{T}|$.

Affinity. The affinity score reflects the coherence of an augmented dataset and is defined as the reciprocal of the average deviation of class centers from the original dataset: $Affinity(\tilde{S}, S) = \left(\frac{1}{|\mathcal{C}|} \sum_{c_i \in \mathcal{C}} \sqrt{(\tilde{\mu}_{c_i} - \mu_{c_i})^2}\right)^{-1}$, where $\mathcal{C} = c_i$ is the set of all classes, $\tilde{\mu}_{c_i}$ and μ_{c_i} are the augmented and original embedding centers respectively.

Performance on downstream task. Following the practice in existing research on textual data augmentation, we train a BERT_{base} model (Kenton and Toutanova, 2019) with a classification head on the original and augmented datasets to evaluate the effect of our proposed data augmentation approach. We report the prediction accuracy scores on each dataset to measure downstream task performance.

Datasets. We conduct extensive experiments on 12 NLP datasets to verify the effectiveness of **DoAug**. As specified in Appendix A, our selection of datasets covers a wide range of text classification tasks and includes datasets with different characteristics. Following the settings in (Yoo et al., 2021), we sample a subset (1.2K samples) from the full dataset to unify the evaluation settings, enable a fair comparison between methods, and simulate a low-resource condition where data augmentation is of significant necessity.

Baseline Methods. We compare **DoAug** with eleven representative data augmentation methods. (1) OCR and (2) Keyboard perform common OCR or typing errors at the character level. (3) EDA randomly inserts, deletes, replaces, or swaps words in the sentences to create more samples. (4) Back-translation (BT) involves translating the source sentences to an intermediary language. (5) Unmask randomly replaces words with [MASK] and predicts the masked words with the BERT model. (6) AugGPT directly prompts ChatGPT for paraphrases without further fine-tuning (Dai et al., 2025). (7) Grammar and (8) Spelling are two exemplar methods selected by Self-LLMDA (Li et al., 2024), which prompt the LLM to simulate common gram-

matical variation or spelling errors made by humans. (9) Chain, (10) Hint, and (11) Taboo generate paraphrases with three different diversity incentives (Cegin et al., 2024).

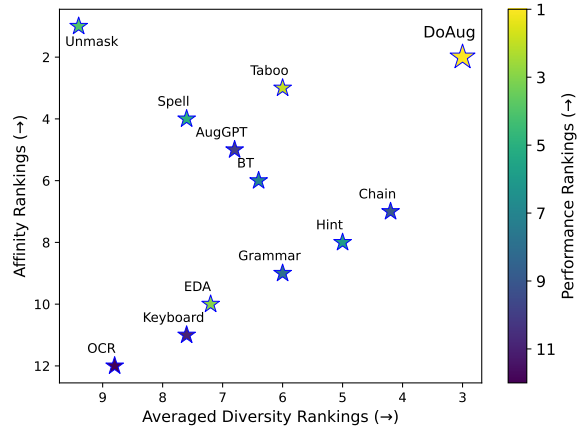


Figure 2: Diversity, affinity, and performance achieved by **DoAug** and baseline methods. Results are averaged on 12 datasets and the diversity rankings are further averaged on 5 metrics in this diagram. Smaller number for the rankings indicates better results.

4.2 Overall Results

To verify the effectiveness of **DoAug**, we evaluate downstream task accuracy alongside the diversity and affinity of the augmented dataset. We report the rankings of performance, diversity, and affinity averaged on 12 datasets achieved by **DoAug** and 11 baseline methods in Figure 2. From these results, we have the following observations: **(1) DoAug achieves the highest performance on downstream tasks** compared to other SOTA data augmentation methods, as indicated by the color bar in Figure 2. This demonstrates the high quality and superior adaptability of the datasets generated by our proposed method in real-world applications. **(2) DoAug achieves the highest diversity score and outperforms all other baseline methods.** This implies that **DoAug** effectively improves dataset diversity. **(3) DoAug achieves a considerably high position on the affinity rankings**, indicating that the sample semantics are preserved to the greatest extent possible. In sum, **DoAug** achieves the top position in the combined dataset diversity and affinity rankings. Additionally, it achieves the best downstream task performance, indicated by the lightest yellow.

4.3 Performance, Diversity, and Affinity

4.3.1 Performance Gains

The full results for BERT classification performance on original and augmented datasets are pre-

	ANLI	ChemProt	CoLA	MNLI	MPQA	MRPC	RCT	RTE	SST-2	SUBJ	Symptoms	Yelp	Avg. Gain
Original	35.75 _{1.68}	58.33 _{4.67}	74.56 _{1.11}	42.81 _{2.33}	89.17 _{0.47}	76.50 _{3.09}	71.62 _{2.49}	53.61 _{2.45}	86.97 _{1.00}	<u>95.75</u> _{0.23}	74.06 _{9.86}	51.48 _{6.81}	-
OCR	34.43 _{1.50}	63.84 _{3.14}	73.12 _{1.82}	53.94 _{8.10}	88.83 _{0.48}	75.49 _{4.48}	<u>79.66</u> _{1.02}	56.06 _{3.92}	86.91 _{0.74}	95.25 _{0.25}	86.12 _{2.72}	55.46 _{1.04}	4.73%
Keyboard	34.99 _{1.53}	65.78 _{2.28}	72.69 _{1.19}	52.88 _{4.44}	88.98 _{0.43}	77.99 _{2.74}	79.42 _{0.72}	57.58 _{4.23}	86.12 _{0.66}	95.25 _{0.37}	87.24 _{1.09}	55.44 _{0.62}	5.40%
EDA	34.91 _{2.52}	64.24 _{2.45}	73.07 _{0.95}	55.90 _{3.21}	89.12 _{0.60}	79.44 _{2.11}	77.17 _{1.28}	55.96 _{3.85}	87.48 _{1.07}	95.63 _{0.27}	89.11 _{1.45}	55.15 _{1.34}	6.68%
BT	34.39 _{0.78}	67.72 _{2.83}	70.42 _{2.03}	56.40 _{3.19}	89.73 _{0.38}	78.55 _{2.62}	76.36 _{1.09}	53.52 _{3.67}	85.89 _{1.42}	95.16 _{0.39}	89.43 _{0.59}	55.56 _{0.85}	6.26%
Unmask	36.04 _{1.19}	69.36 _{1.85}	74.11 _{1.10}	54.60 _{5.77}	88.87 _{0.45}	<u>80.15</u> _{1.27}	79.01 _{0.87}	55.85 _{3.97}	87.08 _{1.00}	95.22 _{0.21}	89.92 _{0.55}	55.10 _{0.69}	6.59%
AugGPT	<u>36.43</u> _{1.04}	65.73 _{2.80}	<u>75.17</u> _{1.35}	53.77 _{2.61}	89.67 _{0.34}	75.25 _{2.12}	78.90 _{0.70}	54.87 _{2.51}	<u>87.63</u> _{0.60}	95.44 _{0.31}	79.25 _{3.33}	55.47 _{0.64}	5.64%
Grammar	35.39 _{1.55}	68.64 _{2.47}	72.16 _{1.45}	56.53 _{1.30}	89.46 _{0.42}	78.90 _{1.83}	77.35 _{0.68}	54.40 _{3.58}	86.62 _{1.56}	94.98 _{0.25}	<u>89.98</u> _{0.43}	55.27 _{0.82}	5.88%
Spelling	35.98 _{1.35}	68.69 _{2.06}	72.09 _{1.66}	56.76 _{1.04}	88.96 _{0.52}	79.12 _{1.77}	78.95 _{0.66}	57.40 _{3.09}	86.42 _{0.89}	95.20 _{0.42}	89.48 _{0.92}	54.76 _{0.99}	6.49%
Chain	35.25 _{1.82}	68.75 _{2.66}	72.32 _{0.86}	56.23 _{1.64}	89.10 _{0.41}	75.88 _{2.85}	79.31 _{0.54}	54.98 _{5.42}	86.79 _{0.82}	95.14 _{0.36}	89.24 _{0.55}	55.50 _{0.66}	5.77%
Hint	36.19 _{1.24}	68.67 _{1.96}	72.25 _{1.47}	56.69 _{1.47}	89.13 _{0.67}	78.75 _{2.07}	78.44 _{0.41}	55.78 _{2.98}	86.80 _{0.74}	95.00 _{0.31}	89.58 _{1.35}	55.88 _{0.32}	6.43%
Taboo	35.83 _{1.75}	<u>69.66</u> _{1.79}	72.90 _{1.21}	<u>57.26</u> _{0.93}	89.34 _{0.29}	76.74 _{2.30}	78.48 _{0.41}	58.01 _{3.41}	86.74 _{1.43}	95.12 _{0.34}	89.40 _{0.64}	<u>56.30</u> _{0.71}	6.76%
DoAug	38.46 _{2.51}	70.22 _{1.76}	75.62 _{0.51}	59.76 _{1.02}	89.78 _{0.29}	80.97 _{3.45}	80.10 _{0.63}	<u>56.05</u> _{2.72}	88.64 _{0.80}	95.80 _{0.19}	90.74 _{1.85}	56.57 _{0.49}	10.52%

Table 1: Prediction accuracy of models trained on augmented datasets. The best results are highlighted with the **bold** font, and runner-ups are underlined. We report the mean performance and standard deviation and the results are averaged on ten random seeds.

	Distance ↑	Dispersion ↑	Radius ↑	Homogeneity ↑	Vocabulary ↑	Average Rankings ↓
Original	8.9458 (11)	.1911 (13)	.5352 (6)	.8834 (11)	4737 (8)	9.8
OCR	8.8516 (13)	.1963 (9)	.5198 (13)	.8947 (9)	5764 (2)	9.2
Keyboard	8.9439 (12)	.1978 (7)	.5233 (12)	.8990 (8)	5939 (1)	8.0
EDA	9.1927 (6)	.2090 (3)	.5247 (11)	.9010 (7)	4416 (11)	7.6
BT	9.2761 (4)	.2050 (4)	.5345 (7)	.8744 (12)	4782 (7)	6.8
Unmask	9.0021 (10)	.1932 (12)	.5344 (8)	.9041 (6)	4158 (13)	9.8
AugGPT	9.1522 (8)	.2005 (6)	.5340 (9)	.9094 (3)	4585 (10)	7.2
Grammar	9.5250 (2)	.2121 (2)	.5384 (3)	.8332 (13)	4316 (12)	6.4
Spelling	9.0346 (9)	.1951 (11)	.5315 (10)	.9080 (4)	4917 (5)	7.8
Chain	9.1946 (5)	.1964 (8)	.5385 (2)	.9099 (2)	4974 (4)	4.2
Hint	9.3608 (3)	.2037 (5)	.5388 (1)	.8946 (10)	4796 (6)	5.0
Taboo	9.1566 (7)	.1953 (10)	.5379 (4)	.9148 (1)	4690 (9)	6.2
DoAug	9.5308 (1)	.2154 (1)	.5355 (5)	.9054 (5)	5321 (3)	3.0

Table 2: 5 Diversity metrics averaged on 12 datasets.

sented in Table 1. The results show that **DoAug** surpasses all baseline methods on average. Specifically, it outperforms the baseline methods on 11 out of 12 datasets except on RTE. **DoAug** achieves performance gain of 10.52% on average, surpassing the runner-up method, namely Taboo, with 3.76 percentage points.

4.3.2 Diversity Gain

We demonstrate the diversity gains in terms of all 5 diversity metrics along with their rankings achieved by **DoAug** and baseline methods in Figure 2. **DoAug** ranks the top on the chart with an average ranking of 3.0. Specifically, it achieves the best for the Distance and Dispersion metrics. For the Vocabulary metric, OCR and Keyboard include large amounts of out-of-vocabulary tokens due to character level perturbation. The three baselines with diversity incentives, namely Chian, Hint, and Taboo, also achieve reasonably good diversity gain, in line with the results of (Cegin et al., 2024).

4.3.3 Affinity and Paraphrase Validity

We present the affinity of **DoAug** and baseline methods in Figure 3, where **DoAug** outperforms other methods except Unmask, whose affinity score is 1.95. The Unmask method generates augmentation by replacing randomly selected words with “[MASK]” and predicts the masked words with the BERT model. Since the augmented samples are

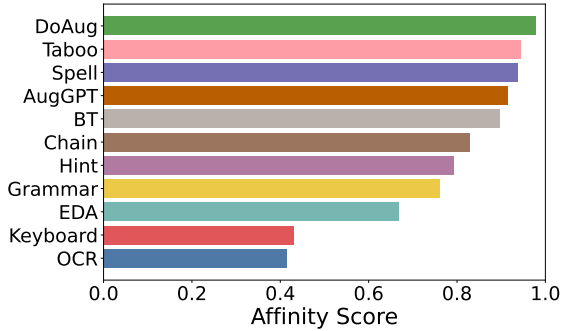


Figure 3: Affinity scores of **DoAug** and 10 baseline methods. The scores are averaged on 12 datasets.

recovered from the BERT embeddings of the corrupted original samples and we use the BERT embeddings to calculate affinity, it is reasonable to yield extremely high affinity scores. Following (Cegin et al., 2023, 2024), we also investigate paraphrase validity at the sample level. We prompt the DeepSeek-V3 model to check if the paraphrases are semantically similar to the original samples and adhere to the original labels. Results show that 97% paraphrases are valid, suggesting the data augementer introduces negligible noises to the dataset.

4.4 Ablation Studies

To verify the effectiveness of our proposed method, we conduct ablation studies to show that all components in the method framework contribute to the final performance gains, as shown in Table 3, where w/o Coreset refers to applying augmentation on a random subset of the dataset without deriving a coreset of importance samples, w/o Selective refers to augmenting samples in both $\mathcal{S}_{\text{retain}}$ and $\mathcal{S}_{\text{augment}}$ instead of only augmenting the latter, w/o Aug refers to using the coreset directly for training without data augmentation, w/o DPO refers to using the LLM paraphraser from the SFT stage for data augmentation, w/o DS refers to removing the diversity-based sampling module, and w/o

	ANLI	Ch.Pr.	CoLA	MNLI	MPQA	MRPC	RCT	RTE	SST-2	SUBJ	Sympt.	Yelp
w/o Coreset	35.32	64.24	71.94	54.51	89.32	73.10	77.23	53.52	87.42	95.19	87.58	55.87
w/o Selective	35.94	66.40	73.35	52.14	89.14	75.46	77.23	55.69	87.90	95.49	89.95	56.27
w/o Aug	37.82	64.86	72.82	43.89	89.43	78.65	76.74	55.69	86.75	95.70	86.06	53.74
w/o DPOIDS	37.64	70.18	75.52	59.04	89.72	79.90	78.42	54.87	87.99	95.47	90.08	56.50
w/o DPO	37.32	69.49	74.80	58.75	89.34	80.67	78.43	55.37	88.15	95.37	90.66	56.52
w/o DS	36.85	69.62	75.49	59.32	89.53	80.18	78.56	53.70	88.14	95.51	90.65	56.36
DoAug	38.46	70.22	75.62	59.76	89.78	80.97	80.10	56.05	88.64	95.80	90.74	59.67

Table 3: Ablation study on model performance gains.

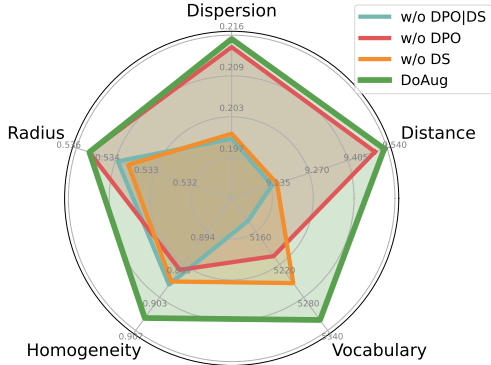


Figure 4: Ablation study on diversity gains

DPOIDS removes both steps. Thus, all components in our method framework contribute to the final performance gains. As Figure 4 shows, we also study the effect of diversity-oriented fine-tuning and diversity-based sampling on the dataset diversity, demonstrating that all proposed components are effective.

4.5 LLM Architectures Exploration

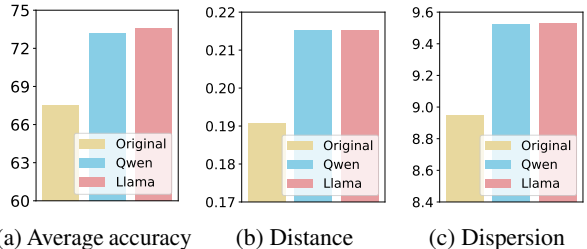
To exhibit the generalizability of our proposed methodology, we replace the LLM augments and downstream task model with other LLM architectures respectively. The results show that **DoAug** is agnostic to LLM architectures.

For the LLM augments, we replace the Llama-3.2-1B-Instruct model with the similar-sized Qwen2.5-1.5B-Instruct model (Team, 2024). As shown in Figure 5, datasets augmented by the Qwen model significantly outperform the original dataset and achieve comparable accuracy and diversity with those of the Llama model. Detailed results are given in Appendix F.

For the downstream task model, we replace BERT, an encoder-only model with the GPT-based and T5-based classification models. GPT is a decoder-only LLM and is especially adept at generating texts from a prompt. Based on an encoder-decoder transformer architecture, T5 is trained to perform all NLP tasks in a unified text-to-text format and is favorable in broad cases. Specifically, we use GPT-2 (Radford et al., 2019) and T5-large (Raffel et al., 2020) as the backbone of classification models, train these models on the MNLI,

	GPT-2 (137M)			T5-large (738M)		
	CoLA	MNLI	RCT	CoLA	MNLI	RCT
Original	67.64	50.03	76.53	78.94	50.06	78.98
OCR	65.51	54.42	77.70	77.79	56.35	81.77
Keyboard	65.23	54.51	77.37	77.06	56.40	81.65
EDA	66.60	54.13	76.89	78.59	51.58	80.79
BT	63.43	53.89	77.10	76.22	54.70	80.80
Unmask	66.87	55.75	78.01	77.84	61.88	81.41
AugGPT	66.08	54.80	78.28	77.79	60.18	79.18
Grammar	66.20	55.75	76.96	76.52	57.80	81.03
Spelling	66.24	55.53	78.16	77.57	62.93	81.99
Chain	65.85	54.83	78.04	77.98	59.88	81.50
Hint	66.41	55.75	77.52	78.06	61.13	81.38
Taboo	64.27	56.13	77.72	77.36	61.55	81.30
w/o Aug	67.85	52.79	79.47	79.74	53.18	81.63
w/o Coreset	65.24	50.89	76.98	77.92	51.85	81.01
w/o Selective	66.05	50.23	78.76	79.00	53.22	80.85
w/o DPOIDS	66.74	55.51	79.71	79.64	61.06	82.09
w/o DPO	67.05	54.97	79.72	79.51	61.79	81.83
w/o Sampling	67.50	55.93	79.79	78.97	62.03	82.18
DoAug	68.14	56.25	79.83	79.93	63.91	82.20

Table 4: Training the GPT-2 and T5-large models on CoLA, MNLI, and RCT dataset.



(a) Average accuracy (b) Distance (c) Dispersion

Figure 5: Performance and diversity comparison between Llama and Qwen.

CoLA, and RCT datasets, and collect their performances. Experimental results in Table 4 show that **DoAug** benefits both decoder-only models such as GPT and encoder-decoder models such as T5.

5 Conclusion

Diversity is an important factor in developing AI-ready, high-quality datasets but is often ignored in data augmentation methods. We propose a **Diversity-oriented data Augmentation** framework (**DoAug**) that trains an LLM paraphraser to enlarge and introduce diversity to textual datasets. The LLM paraphraser is fine-tuned to rewrite existing sentences in the original datasets, generating high-affinity samples and ensuring coherence of the dataset. We further construct a preference dataset and then fine-tune the LLM paraphraser with the DPO algorithm to encourage diversified generation. In this way, we maximize the diversity of the augmented dataset in our method. In extensive experiments, our proposed method exhibits a remarkable capability to boost dataset diversity, and the diversity gain significantly benefits the model’s learning performance of downstream tasks.

6 Limitations

This study has several limitations that should be acknowledged and addressed in future work.

Diversity Exploration: The evaluation of diversity lacks a universally accepted metric. In this study, we employed a subset of diversity-related evaluation methods, but other metrics, such as n-gram-based measures (e.g., assessing uniqueness or non-repetition), were not utilized. This limitation suggests that our assessment of diversity may not fully capture all aspects of the concept.

Augmentation Validation: Evaluating the correctness of generated data remains a challenging task. While both human evaluation and model-assisted evaluation are viable approaches, each comes with its own limitations. In this study, we relied on a sentiment-neutral large language model (LLM) for evaluation. However, this approach has inherent constraints, such as potential biases in the model and its inability to fully capture nuanced correctness in certain contexts.

Generation Factors: The quality and characteristics of generated samples are influenced by multiple factors, including the choice of prompts and the specific LLMs used. In this study, the prompts and LLMs were limited in number, and we did not exhaustively explore all possible configurations. This restriction may have impacted the diversity and quality of the generated samples.

Evaluation Benchmarks: Our evaluation was primarily focused on sentence classification tasks, and we did not extend our analysis to more general tasks, such as mathematical reasoning, instruction-following, creative writing, question-answering (QA), or chain-of-thought (CoT) reasoning. Additionally, we did not explore multimodality scenarios, which could provide a broader perspective on the applicability of our framework. Furthermore, the datasets used in this study were limited to English corpora, and we did not consider multilingual datasets, which could offer insights into cross-lingual or language-specific performance.

Potential Risks of Using LLM: Leveraging LLMs for data augmentation might suffer from demographic bias and factual inaccuracies. First, LLMs may amplify demographic biases from their training data. Second, generation hallucinations may produce plausible but factually incorrect content. When task models train on such flawed data, their reliability and accuracy degrade, especially in high-stakes domains like healthcare or finance. Mitigat-

ing these risks requires rigorous validation, bias-detection frameworks, and human oversight to ensure the generated datasets uphold fairness and factual integrity.

These limitations highlight areas for future work, including the adoption of more comprehensive diversity metrics, broader validation approaches, exploration of additional prompts and LLMs, and evaluation across diverse tasks, modalities, and languages.

References

- Ateret Anaby-Tavor, Boaz Carmeli, Esther Goldbraich, Amir Kantor, George Kour, Segev Shlomov, Naama Tepper, and Naama Zwerdling. 2020. Do not have enough data? deep learning to the rescue! In *Proceedings of the AAAI Conference on Artificial Intelligence*, volume 34, pages 7383–7390.
- Yonatan Belinkov and Yonatan Bisk. 2018. Synthetic and natural noise both break neural machine translation. In *International Conference on Learning Representations*.
- Xunxin Cai, Meng Xiao, Zhiyuan Ning, and Yuanchun Zhou. 2023. Resolving the imbalance issue in hierarchical disciplinary topic inference via llm-based data augmentation. In *2023 IEEE International Conference on Data Mining Workshops (ICDMW)*, pages 1424–1429. IEEE.
- Jan Cegin, Branislav Pecher, Jakub Simko, Ivan Srba, Maria Bielikova, and Peter Brusilovsky. 2024. Effects of diversity incentives on sample diversity and downstream model performance in llm-based text augmentation. *arXiv preprint arXiv:2401.06643*.
- Jan Cegin, Jakub Simko, and Peter Brusilovsky. 2023. Chatgpt to replace crowdsourcing of paraphrases for intent classification: Higher diversity and comparable model robustness. *arXiv preprint arXiv:2305.12947*.
- Cody Coleman, Christopher Yeh, Stephen Mussmann, Baharan Mirzasoleiman, Peter Bailis, Percy Liang, Jure Leskovec, and Matei Zaharia. 2019. Selection via proxy: Efficient data selection for deep learning. *arXiv preprint arXiv:1906.11829*.
- Haixing Dai, Zhengliang Liu, Wenxiong Liao, Xiaoke Huang, Yihan Cao, Zihao Wu, Lin Zhao, Shaochen Xu, Fang Zeng, Wei Liu, et al. 2025. Auggpt: Leveraging chatgpt for text data augmentation. *IEEE Transactions on Big Data*.
- Franck Dernoncourt and Ji Young Lee. 2017. Pubmed 200k rct: a dataset for sequential sentence classification in medical abstracts. *arXiv preprint arXiv:1710.06071*.
- Bosheng Ding, Chengwei Qin, Ruochen Zhao, Tianze Luo, Xinze Li, Guizhen Chen, Wenhan Xia, Junjie

- Hu, Luu Anh Tuan, and Shafiq Joty. 2024. Data augmentation using llms: Data perspectives, learning paradigms and challenges. In *Findings of the Association for Computational Linguistics ACL 2024*, pages 1679–1705.
- Abhimanyu Dubey, Abhinav Jauhri, Abhinav Pandey, Abhishek Kadian, Ahmad Al-Dahle, Aiesha Letman, Akhil Mathur, Alan Schelten, Amy Yang, Angela Fan, et al. 2024. The llama 3 herd of models. *arXiv preprint arXiv:2407.21783*.
- Raphael Gontijo-Lopes, Sylvia J Smullin, Ekin D Cubuk, and Ethan Dyer. 2020. Affinity and diversity: Quantifying mechanisms of data augmentation. *arXiv preprint arXiv:2002.08973*.
- Edward J Hu, Yelong Shen, Phillip Wallis, Zeyuan Allen-Zhu, Yuanzhi Li, Shean Wang, Lu Wang, and Weizhu Chen. 2021. Lora: Low-rank adaptation of large language models. *arXiv preprint arXiv:2106.09685*.
- Akbar Karimi, Leonardo Rossi, and Andrea Prati. 2021. Aeda: An easier data augmentation technique for text classification. *Findings of the Association for Computational Linguistics: EMNLP 2021*.
- Jacob Devlin Ming-Wei Chang Kenton and Lee Kristina Toutanova. 2019. Bert: Pre-training of deep bidirectional transformers for language understanding. In *Proceedings of NAACL-HLT*, pages 4171–4186.
- Jens Kringelum, Sonny Kim Kjaerulff, Søren Brunak, Ole Lund, Tudor I Oprea, and Olivier Taboureau. 2016. Chemprot-3.0: a global chemical biology diseases mapping. *Database*, 2016:bav123.
- Varun Kumar, Ashutosh Choudhary, and Eunah Cho. 2020. Data augmentation using pre-trained transformer models. *arXiv preprint arXiv:2003.02245*.
- Yi-An Lai, Xuan Zhu, Yi Zhang, and Mona Diab. 2020. Diversity, density, and homogeneity: Quantitative characteristic metrics for text collections. In *Proceedings of the Twelfth Language Resources and Evaluation Conference*, pages 1739–1746.
- Yichuan Li, Kaize Ding, Jianling Wang, and Kyumin Lee. 2024. **Empowering large language models for textual data augmentation**. In *Findings of the Association for Computational Linguistics: ACL 2024*, pages 12734–12751, Bangkok, Thailand. Association for Computational Linguistics.
- Zirui Liu, Haifeng Jin, Ting-Hsiang Wang, Kaixiong Zhou, and Xia Hu. 2021. Divaug: Plug-in automated data augmentation with explicit diversity maximization. In *Proceedings of the IEEE/CVF international conference on computer vision*, pages 4762–4770.
- Nikolaos Malandrakis, Minmin Shen, Anuj Goyal, Shuyang Gao, Abhishek Sethi, and Angeliki Metallinou. 2019. Controlled text generation for data augmentation in intelligent artificial agents. In *Proceedings of the 3rd Workshop on Neural Generation and Translation*, pages 90–98.
- Junghyun Min, R Thomas McCoy, Dipanjan Das, Emily Pitler, and Tal Linzen. 2020. Syntactic data augmentation increases robustness to inference heuristics. In *Proceedings of the 58th Annual Meeting of the Association for Computational Linguistics*, pages 2339–2352.
- Yixin Nie, Adina Williams, Emily Dinan, Mohit Bansal, Jason Weston, and Douwe Kiela. 2020. Adversarial nli: A new benchmark for natural language understanding. In *Proceedings of the 58th Annual Meeting of the Association for Computational Linguistics*, pages 4885–4901.
- Long Ouyang, Jeffrey Wu, Xu Jiang, Diogo Almeida, Carroll Wainwright, Pamela Mishkin, Chong Zhang, Sandhini Agarwal, Katarina Slama, Alex Ray, et al. 2022. Training language models to follow instructions with human feedback. *Advances in neural information processing systems*, 35:27730–27744.
- Bo Pang and Lillian Lee. 2004. A sentimental education: Sentiment analysis using subjectivity summarization based on minimum cuts. *arXiv preprint cs/0409058*.
- Mansheej Paul, Surya Ganguli, and Gintare Karolina Dziugaite. 2021. Deep learning on a data diet: Finding important examples early in training. *arXiv preprint arXiv:2107.07075*.
- Geoff Pleiss, Tianyi Zhang, Ethan R Elenberg, and Kilian Q Weinberger. 2020. Identifying mislabeled data using the area under the margin ranking. *arXiv preprint arXiv:2001.10528*.
- Alec Radford, Karthik Narasimhan, Tim Salimans, Ilya Sutskever, et al. 2018. Improving language understanding by generative pre-training.
- Alec Radford, Jeffrey Wu, Rewon Child, David Luan, Dario Amodei, Ilya Sutskever, et al. 2019. Language models are unsupervised multitask learners. *OpenAI blog*, 1(8):9.
- Rafael Rafailov, Archit Sharma, Eric Mitchell, Christopher D Manning, Stefano Ermon, and Chelsea Finn. 2024. Direct preference optimization: Your language model is secretly a reward model. *Advances in Neural Information Processing Systems*, 36.
- Colin Raffel, Noam Shazeer, Adam Roberts, Katherine Lee, Sharan Narang, Michael Matena, Yanqi Zhou, Wei Li, and Peter J Liu. 2020. Exploring the limits of transfer learning with a unified text-to-text transformer. *Journal of machine learning research*, 21(140):1–67.
- Rico Sennrich. 2015. Improving neural machine translation models with monolingual data. *arXiv preprint arXiv:1511.06709*.
- Swabha Swayamdipta, Roy Schwartz, Nicholas Lourie, Yizhong Wang, Hannaneh Hajishirzi, Noah A Smith, and Yejin Choi. 2020. Dataset cartography: Mapping and diagnosing datasets with training dynamics. *arXiv preprint arXiv:2009.10795*.

- Qwen Team. 2024. [Qwen2.5: A party of foundation models](#).
- Guy Tevet and Jonathan Berant. 2021. Evaluating the evaluation of diversity in natural language generation. In *Proceedings of the 16th Conference of the European Chapter of the Association for Computational Linguistics: Main Volume*, pages 326–346.
- Jörg Tiedemann and Santhosh Thottingal. 2020. OPUS-MT — Building open translation services for the World. In *Proceedings of the 22nd Annual Conference of the European Association for Machine Translation (EAMT)*, Lisbon, Portugal.
- Alex Wang, Amanpreet Singh, Julian Michael, Felix Hill, Omer Levy, and Samuel R Bowman. 2019. Glue: A multi-task benchmark and analysis platform for natural language understanding. In *7th International Conference on Learning Representations, ICLR 2019*.
- Ke Wang, Jiahui Zhu, Minjie Ren, Zeming Liu, Shiwei Li, Zongye Zhang, Chenkai Zhang, Xiaoyu Wu, Qiqi Zhan, Qingjie Liu, et al. 2024a. A survey on data synthesis and augmentation for large language models. *arXiv preprint arXiv:2410.12896*.
- Zaitian Wang, Pengfei Wang, Kunpeng Liu, Pengyang Wang, Yanjie Fu, Chang-Tien Lu, Charu C. Aggarwal, Jian Pei, and Yuanchun Zhou. 2024b. [A comprehensive survey on data augmentation](#). *arXiv preprint arXiv:2405.09591*.
- Jason Wei and Kai Zou. 2019. Eda: Easy data augmentation techniques for boosting performance on text classification tasks. In *Proceedings of the 2019 Conference on Empirical Methods in Natural Language Processing and the 9th International Joint Conference on Natural Language Processing (EMNLP-IJCNLP)*, pages 6382–6388.
- Janyce Wiebe, Theresa Wilson, and Claire Cardie. 2005. Annotating expressions of opinions and emotions in language. *Language resources and evaluation*, 39:165–210.
- Kang Min Yoo, Dongju Park, Jaewook Kang, Sang-Woo Lee, and Woomyoung Park. 2021. Gpt3mix: Leveraging large-scale language models for text augmentation. In *Findings of the Association for Computational Linguistics: EMNLP 2021*, pages 2225–2239.
- Yu Yu, Shahram Khadivi, and Jia Xu. 2022. Can data diversity enhance learning generalization? In *Proceedings of the 29th international conference on computational linguistics*, pages 4933–4945.
- Jinghan Zhang, Xiting Wang, Yiqiao Jin, Changyu Chen, Xinhao Zhang, and Kunpeng Liu. 2024. Prototypical reward network for data-efficient rlhf. *arXiv preprint arXiv:2406.06606*.
- Xiang Zhang, Junbo Zhao, and Yann LeCun. 2015. Character-level convolutional networks for text classification. *Advances in neural information processing systems*, 28.
- Haizhong Zheng, Rui Liu, Fan Lai, and Atul Prakash. 2022. Coverage-centric coreset selection for high pruning rates. *arXiv preprint arXiv:2210.15809*.
- Yaowei Zheng, Richong Zhang, Junhao Zhang, Yanhan Ye, Zheyang Luo, Zhangchi Feng, and Yongqiang Ma. 2024. Llamafactory: Unified efficient fine-tuning of 100+ language models. *arXiv preprint arXiv:2403.13372*.

A Dataset Specification

The details of the 12 NLP datasets used in our experiments, including the domain, application task, input scheme, and class number, are summarized in Table 5.

B Implementation Details

We use Llama-3.2-1B-Instruct with BF16 quantization as the LLM paraphraser. Llama-3.2 is one of the latest products of the Llama family. The Llama-3.2-1B model outperforms the Llama-3.2-3B and Llama-3.1-8B models on the rewriting task while requiring minimal memory and inference time². We fine-tune the Llama model with the LlamaFactory framework (Zheng et al., 2024). In the SFT stage, the learning rate is 10^{-4} . In the DPO stage, β in the loss function is set to 0.1 and the learning rate is 5^{-6} . The LLM is trained for 3 epochs with the AdamW optimizer, a cosine scheduler, and a warm-up ratio of 0.1 in each stage. The rank r for LoRA fine-tuning is 8. \mathcal{D}_{SFT} and \mathcal{D}_{DPO} contain 100,000 sentence pairs and 50,000 preference pairs, respectively. We use the embedding vector of the [CLS] token in the last layer of the BERT_{base} model as the embedding space \mathcal{E} for both preference dataset construction and dataset diversity evaluation. In the coreset selection step, the coreset ratio $r_{\text{augment}} : r_{\text{retain}} : r_{\text{prune}}$ is 1 : 1 : 1. For each original sentence, we generate $K = 5$ paraphrases and sample the most diversified output. For downstream task evaluation, we train the BERT model for 3 epochs. The model is updated with the AdamW optimizer. The learning rate is 5^{-5} with a linear scheduler and no warm-up. The LLM paraphraser and downstream task models are trained on two A100-40G GPUs with transformers 4.45.2, pytorch 2.5.1, and CUDA 12.4. It takes 32 and 36 minutes to train with SFT and DPO, respectively, and the LLM augmenter can paraphrase roughly 1 sentence per second.

C Baseline Methods Implementation

The error ratios for OCR and Keyboard are set to 0.15. The ratios for its EDA’s four operations in our experiments are set to 0.1, respectively. For BT, we use the en-zh and zh-en versions of the opus-mt model by Helsinki-NLP (Tiedemann and Thottin-gal, 2020) as the translator. The masking ratio for

²<https://huggingface.co/meta-llama/Llama-3.2-1B-Instruct>

Unmask is set to 0.15 and we sample the top-1 predictions of the BERT_{base} model. Considering the cost of calling ChatGPT APIs, when implementing AugGPT, Grammar, Spelling, Chain, Hint, and Taboo, we use the open-source Llama-3.1-8B-Instruct model (Dubey et al., 2024) as a replacement. Since it achieves competitive performance compared with the GPT 3.5 Turbo model (e.g. 69.4 v.s. 70.7 on MMLU 5-shot and 80.4 v.s. 69.9 on IFEval) (Dubey et al., 2024), replacing GPT with Llama hardly compromises the effectiveness of the baseline methods.

D Augmentation Examples

We include some augmentation examples of **DoAug** and baseline methods in Table 6. We can observe that **DoAug** introduces more details (have trouble moving) and some novel vocabularies (fondness, sophisticated).

E Parameter Sensitivity Study

Given the heavy time and computation cost of training LLMs, we follow most settings from existing research or default configurations from the library. Still, we conduct sensitivity studies on some key parameters unique to our method.

E.1 Number of Generated Sentences.

First, we study the effect of K , the number of total sentences generated by the LLM paraphraser when paraphrasing an original sentence. As Figure 6a shows, the best performances are achieved when K is between 5 to 8. Intuitively, too small K limits the possibility and diversity of generated sentences and therefore affects the dataset diversity and task performance; on the other hand, too large K is likely to allow the LLM paraphraser go too far from the original semantics, breaking label preservability.

E.2 Coreset Ratio.

We then use the MNLI dataset to study the effect of coreset ratio for data pruning and data augmentation. As presented in Figure 6b and Figure 6c, both data pruning and data augmentation favor a moderate ratio, where data pruning ratio is embodied by $r_{\text{prune}} / (r_{\text{prune}} + r_{\text{retain}} + r_{\text{augment}})$, and data augmentation is embodied by $r_{\text{augment}} / (r_{\text{retain}} + r_{\text{augment}})$.

E.3 Coreset Method.

The choice of coreset methods is another factor that influences the final performance. So, we also

	Domain	Application task	Input	#Classes
ANLI (Nie et al., 2020)	General	Entailment annotation	Sentence pair	3
ChemProt (Kringelum et al., 2016)	Medical	Chemical-protein relationship	Single sentence	13
CoLA (Wang et al., 2019)	General	Acceptability judgment	Single sentence	2
MNLI (Wang et al., 2019)	General	Entailment annotation	Sentence pair	3
MPQA (Wiebe et al., 2005)	General	Sentiment analysis	Single sentence	2
MRPC (Wang et al., 2019)	General	Semantically equivalence	Sentence pair	2
RCT (Dernoncourt and Lee, 2017)	Medical	Role of sentence	Single sentence	5
RTE (Wang et al., 2019)	General	Entailment annotation	Sentence pair	2
SST-2 (Wang et al., 2019)	General	Sentiment analysis	Single sentence	2
SUBJ (Pang and Lee, 2004)	General	Subjective v.s. objective	Single sentence	2
Symptoms (Dai et al., 2025)	Medical	Disease judgment	Single	25
Yelp (Zhang et al., 2015)	General	Review rating	Single	5

Table 5: A summary of 12 textual datasets.

	Symptoms	SST-2
Original	My joints ache whenever it is cold	I have always appreciated a smartly written motion picture
OCR	My joint5 aehē whēnēver it is cold	I hawo alwa9\$ appreciateol o smartly wri7tcn mo7ion pic+ure
Keyboard	My jobts axhe wjrnever it js cild	I have alwats apprecuated a smartly writren motion picthre
EDA	My joints ache whenever it is common cold	I have always liked a smartly written motion picture
BT	My joint hurts when it’s cold	I always admire smart writing action pictures
Unmask	My joints ache. it is cold	I have always appreciated a smartly written motion picture
AugGPT	I experience joint pain during cold weather	I’ve always been fond of motion pictures that showcase clever writing
Grammar	Whenever it is cold, my joints ache	A motion picture that has been always appreciated by me is smartly written
Spell	My joints ake whenever it is cold	I have allwas apreciated a smartly written motion picture
Chain	I have trouble with my joints in cold weather	I am a fan of movies that are skillfully made and have a captivating storyline
Hint	Cold weather often makes my joints feel stiff	I have a fondness for motion pictures that are well-written, well-crafted, and have a long-standing appreciation for them
Taboo	Whenever it gets chilly, my joints feel quite sore	I have a fondness for motion pictures that are well-crafted
DoAug	I have trouble moving my joints in cold weather, causing discomfort	I have a fondness for films that are well-crafted and have a sophisticated style

Table 6: Augmentation examples on the Symptoms and SST-2 datasets.

investigate how the performance changes when augmentation is applied to different coresets. Figure 7 shows that different datasets favor different coreset methods, however, in most cases, the suboptimal choices of coreset still outperform data augmentation without targeting coresets, and augmentation performance does not significantly degenerate on most suboptimal coresets. This result demonstrates

our coreset-focused selective data augmentation method can benefit from appropriate coresets but is robust against suboptimal coresets.

F Full Results of LLM Architecture Exploration

Detailed results of performance on all 12 datasets and diversity in terms of 5 metrics are given in Figure 8 and Figure 9.

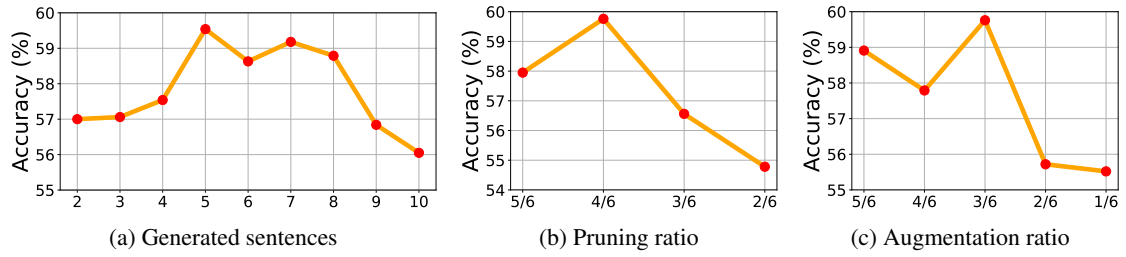


Figure 6: Parameter sensitivity study on generated sentence count, coreset ratio for data pruning and augmentation on MNLi dataset.

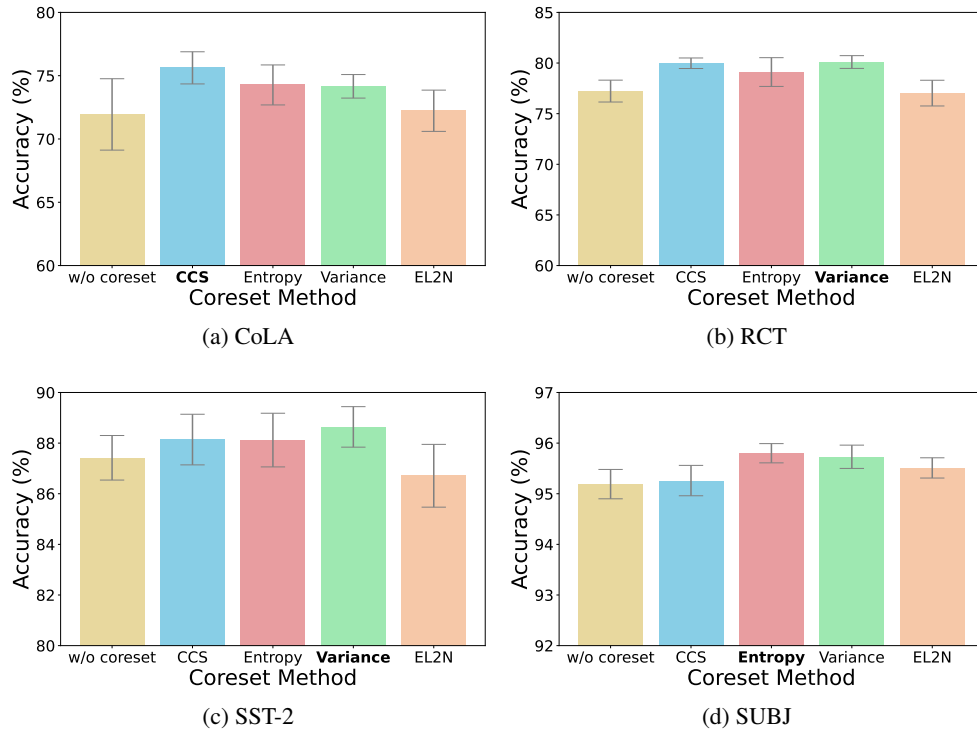


Figure 7: Sensitivity study on the choice of coreset method.

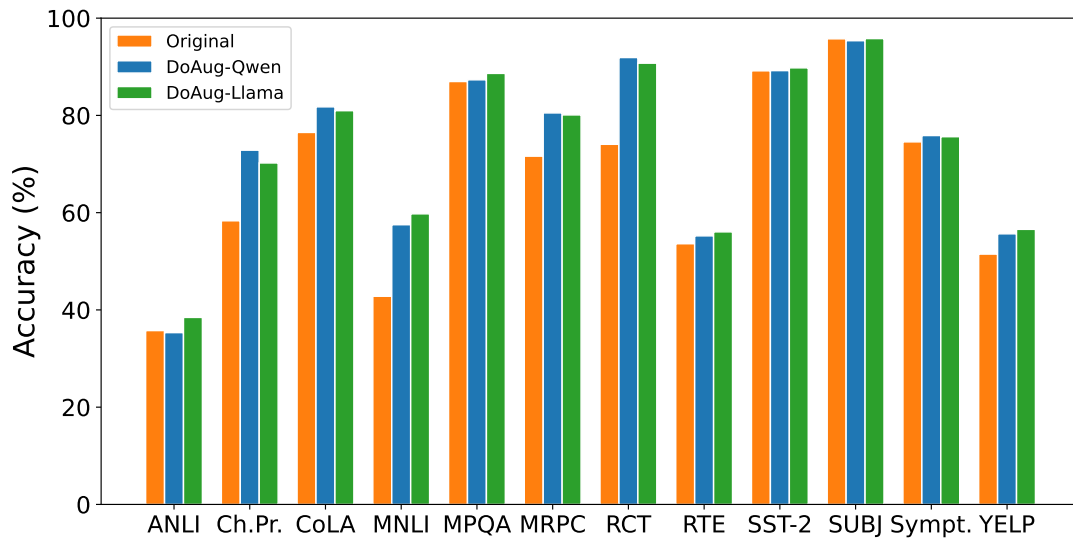


Figure 8: Qwen performance on 12 datasets

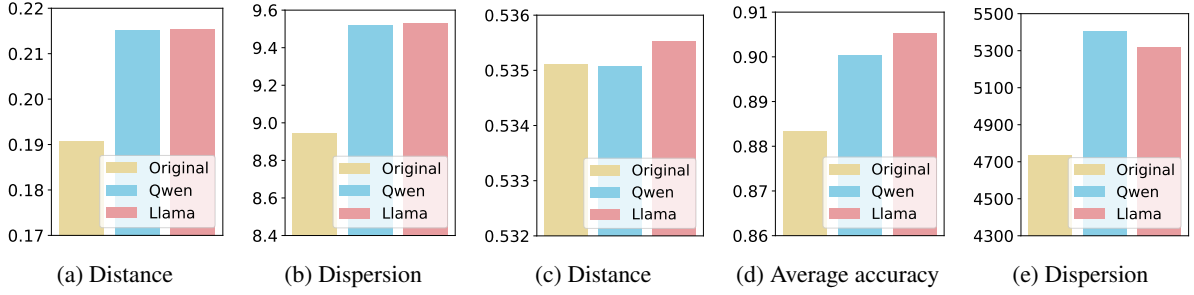


Figure 9: Diversity comparison between Llama and Qwen

	Ch.Pr.	CoLA	MNLI	RCT	SST-2	SUBJ	Sympt.	YELP
600 Original Samples	58.33	74.56	42.81	71.62	86.97	95.73	74.06	51.48
1.2 K Original Samples	71.12	77.61	61.63	78.96	88.56	95.77	92.45	56.48
DoAug	70.22	75.62	59.76	80.10	88.64	95.80	90.74	56.57

Table 7: Results on low-resource datasets (600), larger original subsets (1.2 K), and **DoAug** (600 Original + 600 Augmented Samples).

G Alleviating the Low-resource Problem

In our main experiments, we artificially create low-resource conditions by sampling a subset from the original dataset. In Table 7, we compare the results of **DoAug** against model performance on large subsets, which are two times the size of that used in our main experiments. The comparison shows that **DoAug** can alleviate the low-resource problem and even performs better than larger subsets in some cases.