

# Mind the Confidence Gap: Overconfidence, Calibration, and Distractor Effects in Large Language Models

Prateek Chhikara

University of Southern California, USA

pchhikar@usc.edu

## Abstract

Large Language Models (LLMs) demonstrate impressive performance across diverse tasks, yet confidence calibration remains a challenge. Miscalibration—where models are overconfident or underconfident—poses risks, particularly in high-stakes applications. This paper presents an empirical study on LLM calibration, examining how model size, distractors, and question types affect confidence alignment. We introduce an evaluation framework to measure overconfidence and investigate whether multiple-choice formats mitigate or worsen miscalibration. Our findings show that while larger models (e.g., GPT-4o) are better calibrated overall, they are more prone to distraction, whereas smaller models benefit more from answer choices but struggle with uncertainty estimation. Unlike prior work, which primarily reports miscalibration trends, we provide actionable insights into failure modes and conditions that worsen overconfidence. These findings highlight the need for calibration-aware interventions and improved uncertainty estimation methods. To ensure reproducibility, we provide our code and dataset<sup>1</sup>.

## 1 Introduction

Large Language Models (LLMs) have transformed natural language understanding, achieving state-of-the-art performance across diverse applications, from conversational AI (Skjuve et al., 2024; Zhang, 2024) to scientific discovery (Kumar, 2024). Their versatility has also facilitated advancements in multimodal learning, where language models integrate with vision-based systems to enhance tasks such as automated content generation and decision support (Zhang et al., 2023; Chhikara et al., 2024). However, as LLMs are increasingly deployed in high-stakes domains such as healthcare, finance,

<sup>1</sup><https://github.com/prateekchhikara/llms-calibration>

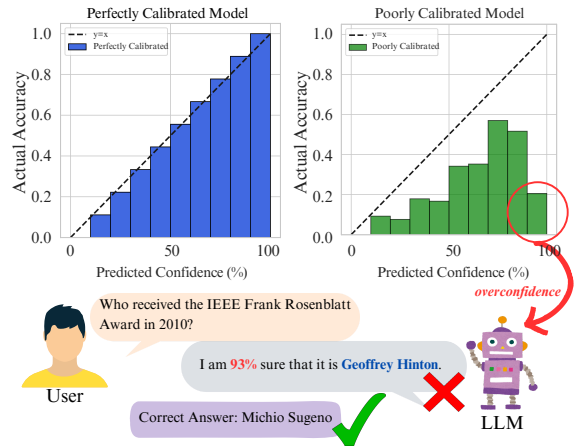


Figure 1: LLM generating an incorrect answer with high confidence.

and law, critical concerns arise regarding *calibration*—the alignment between model confidence and actual correctness (Dhuliawala et al., 2023). When LLMs express unwarranted confidence in incorrect predictions, they risk misleading users, spreading misinformation, and reducing trust and reliability in AI-driven systems (Chen et al., 2023; Zhang et al., 2024).

Figure 1 illustrates this issue: when asked “Who received the IEEE Frank Rosenblatt Award in 2010?”, an LLM incorrectly responds with “Geoffrey Hinton”, assigning a 93% confidence score, despite correct answer being “Michio Sugeno”. This overconfidence is especially problematic because users tend to equate high-confidence outputs with reliability (Liu et al., 2024). The right-hand side of Figure 1 further demonstrates the broader miscalibration problem: while a well-calibrated model should align confidence with accuracy, real-world LLMs frequently overestimate their correctness.

Although calibration errors in neural networks are well-documented (Guo et al., 2017), the calibration behavior of LLMs remains poorly understood, particularly in response to fine-tuning techniques

such as Reinforcement Learning from Human Feedback (RLHF) (Leng et al., 2024; Li et al., 2024). Prior work (Zhu et al., 2023; Geng et al., 2024) has noted that RLHF can *amplify* overconfidence, but the extent and specific conditions under which this occurs remain largely unexplored. Key open questions include: (i) *Do bigger models exhibit better calibration, or does scale introduce new sources of miscalibration?* and (ii) *Can structured input formats, such as multiple-choice answer choices, improve confidence alignment, or do they introduce additional biases?* Addressing these gaps is crucial for ensuring the reliable deployment of LLMs in decision-critical applications.

This paper presents an empirical study of LLM calibration, focusing on three key objectives: (i) **Quantifying Overconfidence:** We systematically measure miscalibration across multiple LLMs and analyze the extent of overconfidence. (ii) **Evaluating the Role of Answer Choices:** We assess whether providing structured answer options (e.g., multiple-choice format) improves or worsens accuracy and calibration. (iii) **Identifying Failure Modes:** We categorize question types where LLMs exhibit the highest miscalibration, revealing systematic weaknesses in uncertainty estimation.

Unlike prior work (Ulmer et al., 2024; Kapoor et al., 2024; Jiang et al., 2021) that broadly characterizes miscalibration, our study pinpoints specific conditions that worsen overconfidence, offering an actionable framework for improving LLM reliability. Our findings emphasize the need for task-specific confidence adjustments and structured uncertainty modeling to enhance trust in real-world deployments. Our study reveals that miscalibration is not a uniform problem; its severity varies based on model scale and input structure, with larger models gaining significant calibration improvements when provided with distractors, whereas smaller models struggle with meaningful uncertainty estimation.

## 2 Experimental Setup

**Evaluation Dataset:** We use the SimpleQA dataset (Wei et al., 2024), which provides a reliable benchmark for evaluating LLM factual accuracy and calibration. Comprising short, fact-seeking queries with clearly defined correct answers, SimpleQA enables precise measurement of model confidence and alignment with factual correctness. Its high-quality annotations, verified by multiple inde-

pendent AI trainers, ensure accuracy and unambiguity, making it well-suited for calibration assessment. The dataset contains 4326 question-answer pairs. For each pair, we used GPT-4o-mini to generate three distractors—factually incorrect yet contextually plausible answers that matched the answer type (e.g., dates for date-based questions), remained distinct, and maintained similar specificity. Additional details on the prompt are provided in Appendix A.

**Selected LLMs:** We select models from OpenAI<sup>2</sup> and GroqCloud<sup>3</sup>. From OpenAI, we include GPT-4o, GPT-4o-mini, and GPT-4-turbo (Hurst et al., 2024), all large-scale models with billions of parameters. From GroqCloud, we select smaller, efficiency-optimized models: LLaMA-3-8B-8192 (Dubey et al., 2024), LLaMA3.1-8B-instant, and Gemma2-9B-it (Team et al., 2024). More details about the selected models are in Appendix C.

**Evaluation Criteria** Following prior work, we use GPT-4o-mini as an LLM-based judge to classify responses as CORRECT, INCORRECT, or NOT\_ATTEMPTED (Packer et al., 2023; Wei et al., 2024). A response is CORRECT if it fully captures the gold target’s key information without contradiction, allowing minor variations in wording, order, or hedging. It is INCORRECT if it contains factual errors, contradictions, or misleading speculation, even if hedged. NOT\_ATTEMPTED applies when a response lacks essential information without introducing errors, including vague or evasive answers. We experiment with using the same LLM for both prediction and judgment, finding that smaller LLM judges often misclassify responses or hesitate to assign NOT\_ATTEMPTED when no valid answer is generated. Manual inspection confirms these issues, and further details are provided in the Appendix B.

**Evaluation Methods:** The standard LLM approach ( $\mathcal{N}$ ) generates answers based only on the given question and a predefined prompt, without external knowledge. We introduce an alternative distractor method ( $\mathcal{D}$ ), where the model receives the question along with the correct answer and three incorrect options (shuffled). This setup enables us to evaluate whether additional context enhances calibration, reinforces overconfidence, or simply encourages random guessing from the provided options. Details on prompts are in the Appendix A.

<sup>2</sup><https://openai.com>

<sup>3</sup><https://groq.com>

Table 1: Performance metrics of LLMs in the Normal ( $\mathcal{N}$ ) and Distractor ( $\mathcal{D}$ ) settings, including accuracy ( $correct$ ), NOT\_ATTEMPTED ( $na$ ), ECE, and the number of helped ( $\mathcal{D}_{helped}$ ) and harmed ( $\mathcal{D}_{harmed}$ ) instances.

LLMs	$\mathcal{N}_{correct}$	$\mathcal{N}_{na}$	$\mathcal{N}_{ECE}$	$\mathcal{D}_{correct}$	$\mathcal{D}_{na}$	$\mathcal{D}_{ECE}$	$\mathcal{D}_{helped}$	$\mathcal{D}_{harmed}$
GPT-4o-mini 🟢	8.46%	6.80%	0.750	47.43%	0.02%	0.320	1644 (93.78%)	109 (6.22%)
GPT-4-turbo 🟢	20.37%	6.17%	0.612	65.40%	0%	0.165	1877 (95.86%)	81 (4.14%)
GPT-4o 🟢	<b>35.14%</b>	7.88%	0.450	<b>73.42%</b>	0.02%	0.037	1569 (91.97%)	137 (8.03%)
LLaMA3.1-8b-instant ∞	5.58%	18.78%	0.799	44.64%	0.12%	0.367	1355 (95.29%)	67 (4.71%)
LLaMA 3-8B-8192 ∞	4.79%	21.20%	0.810	44.01%	0.55%	0.361	1382 (95.57%)	62 (4.43%)
Gemma2-9B-it 🌈	5.48%	33.29%	0.799	45.58%	1.78%	0.367	1143 (94.38%)	68 (5.62%)

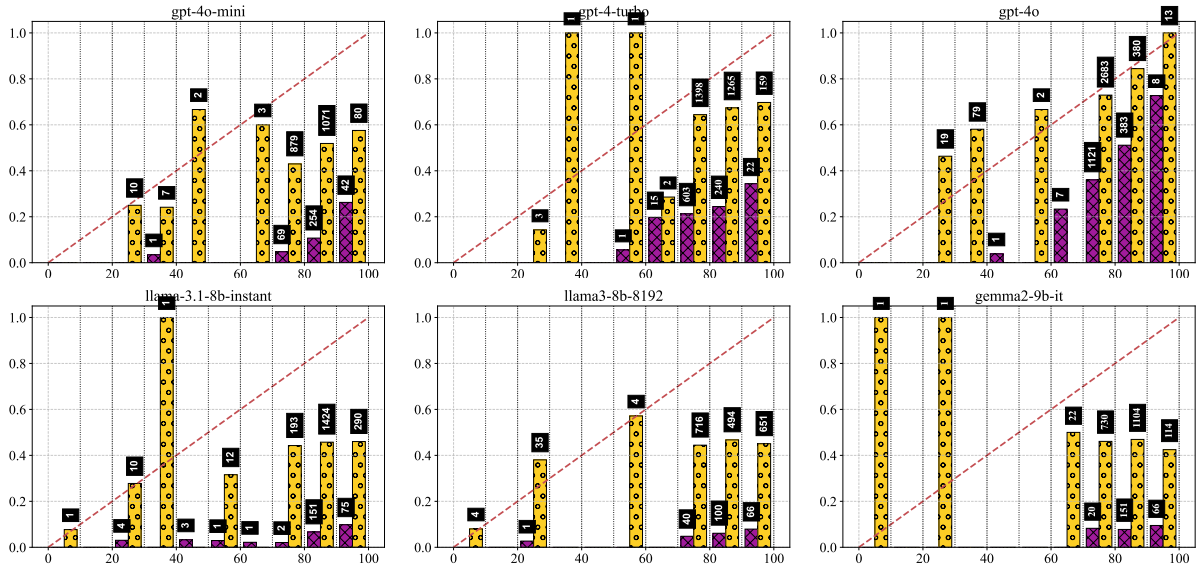


Figure 2: Reliability diagrams (RDs) showing calibration performance in  $\mathcal{N}$  (●) and  $\mathcal{D}$  (●) settings. The numbers on top of bars represent the number of correctly predicted instances. (y-axis: actual accuracy, x-axis: predicted confidence)

**Evaluation Metrics:** To evaluate performance, we measure correctly answered questions for both variations ( $\mathcal{N}$  and  $\mathcal{D}$ ). For calibration assessment, we use Expected Calibration Error (ECE) to quantify the misalignment between a model’s predicted confidence and actual accuracy. A well-calibrated model produces confidence estimates that closely match its true correctness, with an ECE of zero indicating perfect calibration. Following (Naeini et al., 2015), we compute ECE using empirical binning (bin size 0.1) to ensure a robust measurement of miscalibration. Additionally, we introduce two metrics,  $\mathcal{D}_{helped}$  and  $\mathcal{D}_{harmed}$ , which measure the number of instances where adding options either improved or worsened the model’s performance.

### 3 Results Analysis and Discussion

**Performance across LLMs** Results indicate a clear performance gap between bigger and smaller LLMs, with bigger models (e.g., GPT-4o) significantly outperforming smaller ones in open-ended question answering (Table 1). However, when

provided with structured answer choices, smaller models exhibit disproportionately higher gains, while bigger models experience relative increase in distractor-induced errors ( $\mathcal{D}_{harmed}$ ). This suggests that bigger models rely more heavily on associative recall and self-generated confidence heuristics, which can be misleading when plausible but incorrect distractors are introduced.

For instance, GPT-4o’s accuracy jumps from 35.14% ( $\mathcal{N}$ ) to 73.42% ( $\mathcal{D}$ ), while LLaMA3-8B exhibits an even more dramatic improvement from 4.79% to 44.01%. The fact that smaller models show a greater relative benefit from answer choices suggests that their decision-making relies more on structured elimination strategies rather than independent fact retrieval. This finding highlights a key consideration for practical deployment: while bigger models can be more self-reliant, their confidence in unaided settings does not necessarily translate into robustness when faced with misleading choices.

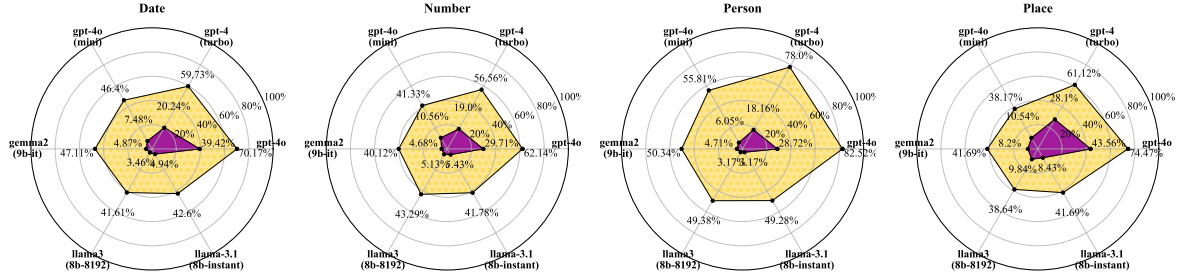


Figure 3: Performance (correct) of LLMs across different question types in both  $\mathcal{N}$  (●) and  $\mathcal{D}$  (●) settings.

**Calibration and Confidence Patterns** A well-calibrated model should align its confidence scores with actual accuracy—meaning that if a model expresses 80% confidence in an answer, it should be correct roughly 80% of the time. Our study reveals that bigger models, while better calibrated overall, still exhibit systematic overconfidence in open-ended tasks. The ECE for GPT-4o decreases significantly in the  $\mathcal{D}$  setting, demonstrating that answer choices improve confidence alignment by providing external constraints. However, smaller models, while benefiting from options, still fail to estimate their uncertainty meaningfully, as evidenced by consistently high ECE values.

Figure 2 shows that calibration behavior varies significantly across models. While GPT-4o is relatively well-calibrated at higher confidence levels (70–100%), minor overconfidence remains. In contrast, smaller models frequently overestimate their accuracy, assigning high confidence to incorrect answers, particularly in the 80–100% range. Additionally, all LLMs at lower confidence levels (20–40%) show inconsistencies in uncertainty estimation, sometimes underestimating correctness but not necessarily engaging in random guessing. This distinction has significant implications in real-world applications: in AI-driven tutoring or medical diagnosis, overconfidence in incorrect answers can lead to misleading recommendations. Calibration-aware interventions—such as confidence regularization or explicit uncertainty weighting—are necessary to mitigate these risks.

**Performance Across Question Types** To analyze calibration weaknesses, we evaluate performance across different question types (Figure 3). **Person**-based queries are most challenging, likely due to name ambiguities and inherent variability in names, overlapping roles, and contextual dependencies that require deeper reasoning beyond surface-

Table 2: ECE comparison across question types.

	Date		Number		Person		Place	
	$\mathcal{N}$	$\mathcal{D}$	$\mathcal{N}$	$\mathcal{D}$	$\mathcal{N}$	$\mathcal{D}$	$\mathcal{N}$	$\mathcal{D}$
4o-mini	0.77	0.32	0.73	0.35	0.76	0.25	0.73	0.42
4-turbo	0.62	0.23	0.65	0.26	0.62	0.03	0.52	0.19
4o	0.41	0.05	0.53	0.13	0.51	0.07	0.35	0.04
LLaMA3.1	0.84	0.37	0.82	0.38	0.80	0.31	0.73	0.40
LLaMA3	0.85	0.35	0.82	0.36	0.81	0.33	0.73	0.45
Gemma2	0.80	0.33	0.78	0.42	0.84	0.33	0.76	0.41
mean	0.72	0.28	0.72	0.32	0.72	0.22	0.64	0.32

level pattern matching. LLMs frequently confuse historical figures with similar names, but providing structured answer choices significantly improves accuracy, suggesting that explicit disambiguation helps mitigate uncertainty in this category. In contrast, **place**-based queries exhibit relatively strong performance across both settings, indicating that geographic knowledge is well-represented in pre-training. However, calibration improvements vary (Table 2): the **person** category sees highest relative ECE drop (69%), while **place** category shows the lowest (50%). This suggests that structured choices help correct overconfidence in ambiguous queries but offer limited calibration gains when models already retrieve knowledge with high confidence. These results demonstrate that miscalibration depends on both task framing and knowledge representation, not just model scale. While structured reasoning improves confidence alignment in **person**-based queries, factual retrieval tasks like **place**-based questions may require alternative calibration strategies to prevent persistent overconfidence.

**Implications for Model Deployment** Our findings indicate that calibration errors are not uniform and vary based on both model size and input structure. The susceptibility of bigger models to distractors suggests that prompt engineering strategies should include explicit calibration constraints—for example, by encouraging models to justify their

confidence levels rather than relying on raw probability scores. For smaller models, answer ranking or re-scoring techniques may provide more robust confidence adjustments, ensuring that they do not simply default to high-confidence selections when uncertain. Future research should explore task-specific calibration techniques rather than applying one-size-fits-all solutions, particularly for applications where overconfidence poses significant risks (e.g., legal and medical AI systems).

## 4 Conclusion

This study provides an investigation of calibration in LLMs, revealing key trade-offs between model size, answer format, and confidence alignment. While bigger models exhibit better calibration, they remain susceptible to distraction, whereas smaller models show dramatic performance improvements with structured answer choices but fail to meaningfully estimate uncertainty. Unlike prior work that broadly characterizes LLM miscalibration, our study pinpoints conditions under which calibration errors arise, offering a framework for mitigating overconfidence in real-world applications. Future work should explore calibration-aware fine-tuning strategies and uncertainty-aware response generation to enhance LLM reliability, particularly in high-stakes domains.

## 5 Limitations

Our study is limited by its focus on a small set of LLMs, excluding domain-specific or fine-tuned variants, which may affect generalizability. Additionally, the use of LLMs to pick from multiple-choice options introduces potential selection bias, as highlighted by recent work (Zheng et al., 2023). While we mitigate this by randomizing option order, it may not fully eliminate bias, impacting generation reliability.

Furthermore, our reliance on GPT-4o-mini as the primary evaluation judge could be questioned, as automated LLM-based scoring may introduce biases. Although we conducted a small-scale human evaluation to validate its reliability, finding substantial agreement with human annotators (Cohen’s kappa = 0.82), minor inconsistencies were observed in ambiguous cases (see Appendix B for details).

## References

- Yangyi Chen, Lifan Yuan, Ganqu Cui, Zhiyuan Liu, and Heng Ji. 2023. A close look into the calibration of pre-trained language models. In *Proceedings of the 61st Annual Meeting of the Association for Computational Linguistics (Volume 1: Long Papers)*, pages 1343–1367.
- Prateek Chhikara, Dhiraj Chaurasia, Yifan Jiang, Omkar Masur, and Filip Ilievski. 2024. Fire: Food image to recipe generation. In *Proceedings of the IEEE/CVF Winter Conference on Applications of Computer Vision*, pages 8184–8194.
- Shehzaad Dhuliawala, Vilém Zouhar, Mennatallah El-Assady, and Mrinmaya Sachan. 2023. A diachronic perspective on user trust in ai under uncertainty. In *Proceedings of the 2023 Conference on Empirical Methods in Natural Language Processing*, pages 5567–5580.
- Abhimanyu Dubey, Abhinav Jauhri, Abhinav Pandey, Abhishek Kadian, Ahmad Al-Dahle, Aiesha Letman, Akhil Mathur, Alan Schelten, Amy Yang, Angela Fan, et al. 2024. The llama 3 herd of models. *arXiv preprint arXiv:2407.21783*.
- Jiahui Geng, Fengyu Cai, Yuxia Wang, Heinz Koepl, Preslav Nakov, and Iryna Gurevych. 2024. A survey of confidence estimation and calibration in large language models. In *Proceedings of the 2024 Conference of the North American Chapter of the Association for Computational Linguistics: Human Language Technologies (Volume 1: Long Papers)*, pages 6577–6595.
- Chuan Guo, Geoff Pleiss, Yu Sun, and Kilian Q Weinberger. 2017. On calibration of modern neural networks. In *International conference on machine learning*, pages 1321–1330. PMLR.
- Aaron Hurst, Adam Lerer, Adam P Goucher, Adam Perelman, Aditya Ramesh, Aidan Clark, AJ Ostrow, Akila Welihinda, Alan Hayes, Alec Radford, et al. 2024. Gpt-4o system card. *arXiv preprint arXiv:2410.21276*.
- Zhengbao Jiang, Jun Araki, Haibo Ding, and Graham Neubig. 2021. How can we know when language models know? on the calibration of language models for question answering. *Transactions of the Association for Computational Linguistics*, 9:962–977.
- Sanyam Kapoor, Nate Gruver, Manley Roberts, Arka Pal, Samuel Dooley, Micah Goldblum, and Andrew Wilson. 2024. Calibration-tuning: Teaching large language models to know what they don’t know. In *Proceedings of the 1st Workshop on Uncertainty-Aware NLP (UncertainNLP 2024)*, pages 1–14.
- Pranjal Kumar. 2024. Large language models (llms): survey, technical frameworks, and future challenges. *Artificial Intelligence Review*, 57(10):260.

- Jixuan Leng, Chengsong Huang, Banghua Zhu, and Jiaxin Huang. 2024. Taming overconfidence in llms: Reward calibration in rlhf. *arXiv preprint arXiv:2410.09724*.
- Chengzu Li, Han Zhou, Goran Glavaš, Anna Korhonen, and Ivan Vulić. 2024. Can large language models achieve calibration with in-context learning? In *ICLR 2024 Workshop on Reliable and Responsible Foundation Models*.
- Xin Liu, Muhammad Khalifa, and Lu Wang. 2024. Litcab: Lightweight language model calibration over short-and long-form responses. In *The Twelfth International Conference on Learning Representations*.
- Mahdi Pakdaman Naeni, Gregory Cooper, and Milos Hauskrecht. 2015. Obtaining well calibrated probabilities using bayesian binning. In *Proceedings of the AAAI conference on artificial intelligence*, volume 29.
- Charles Packer, Sarah Wooders, Kevin Lin, Vivian Fang, Shishir G Patil, Ion Stoica, and Joseph E Gonzalez. 2023. Memgpt: Towards llms as operating systems. *arXiv preprint arXiv:2310.08560*.
- Marita Skjuve, Petter Bae Brandtzaeg, and Asbjørn Følstad. 2024. Why do people use chatgpt? exploring user motivations for generative conversational ai. *First Monday*.
- Gemma Team, Morgane Riviere, Shreya Pathak, Pier Giuseppe Sessa, Cassidy Hardin, Surya Bhupatiraju, Léonard Hussenot, Thomas Mesnard, Bobak Shahriari, Alexandre Ramé, et al. 2024. Gemma 2: Improving open language models at a practical size. *arXiv preprint arXiv:2408.00118*.
- Dennis Ulmer, Martin Gubri, Hwaran Lee, Sangdoon Yun, and Seong Oh. 2024. [Calibrating large language models using their generations only](#). In *Proceedings of the 62nd Annual Meeting of the Association for Computational Linguistics (Volume 1: Long Papers)*, pages 15440–15459, Bangkok, Thailand. Association for Computational Linguistics.
- Jason Wei, Nguyen Karina, Hyung Won Chung, Yunxin Joy Jiao, Spencer Papay, Amelia Glaese, John Schulman, and William Fedus. 2024. Measuring short-form factuality in large language models. *arXiv preprint arXiv:2411.04368*.
- Hanlin Zhang, Yifan Zhang, Yaodong Yu, Dhruv Madeka, Dean Foster, Eric Xing, Himabindu Lakkaraju, and Sham Kakade. 2024. A study on the calibration of in-context learning. In *Proceedings of the 2024 Conference of the North American Chapter of the Association for Computational Linguistics: Human Language Technologies (Volume 1: Long Papers)*, pages 6118–6136.
- Jiarui Zhang. 2024. [Guided profile generation improves personalization with large language models](#). In *Findings of the Association for Computational Linguistics: EMNLP 2024*, pages 4005–4016, Miami, Florida, USA. Association for Computational Linguistics.
- Jiarui Zhang, Mahyar Khayatkhoei, Prateek Chhikara, and Filip Ilievski. 2023. Visual cropping improves zero-shot question answering of multimodal large language models. In *R0-FoMo: Robustness of Few-shot and Zero-shot Learning in Large Foundation Models*.
- Chujie Zheng, Hao Zhou, Fandong Meng, Jie Zhou, and Minlie Huang. 2023. Large language models are not robust multiple choice selectors. In *The Twelfth International Conference on Learning Representations*.
- Chiwei Zhu, Benfeng Xu, Quan Wang, Yongdong Zhang, and Zhendong Mao. 2023. [On the calibration of large language models and alignment](#). In *Findings of the Association for Computational Linguistics: EMNLP 2023*, pages 9778–9795, Singapore. Association for Computational Linguistics.

## A Custom Prompts

We generate the answers for  $\mathcal{N}$  setting using the following prompt. The prompt outputs the answer and confidence for the answer in a json format.

```
1 LLM_RESPONSE_PROMPT = """
2 You are an intelligent assistant who is given a question. Your role is to provide
   accurate, helpful, and well-reasoned responses based on your knowledge and
   capabilities.
3
4 Along with the question, you need to provide a confidence score for your answer. The
   confidence score should be a number between 0 and 100, where:
5 - 0-25 indicates low confidence
6 - 26-75 indicates moderate confidence
7 - 76-100 indicates high confidence
8
9 Guidelines for providing answers:
10 1. Be direct and concise in your answer while ensuring completeness. Avoid
   unnecessary words or tangents.
11 2. If you are uncertain, provide a lower confidence score.
12 3. Base your confidence score on:
13    - The reliability and recency of available information
14    - Your knowledge of the specific domain
15
16 Here are some examples:
17
18 Example 1:
19 Question: What is the capital of France?
20 Answer: Paris
21 Confidence score: 91
22 (High confidence as this is a well-established fact)
23
24 Example 2:
25 Question: Which country has the best healthcare system?
26 Answer: It depends on the criteria used. Some rankings favor Switzerland, while
   others favor Sweden or Singapore.
27 Confidence score: 25
28 (There is no definitive answer, and the confidence is low due to the lack of a clear
   consensus.)
29
30 Example 3:
31 Question: Which state is between Washington and California?
32 Answer: Oregon
33 Confidence score: 87
34 (Maximum confidence as this is a clear geographic fact)
35
36 Example 4:
37 Question: What was Albert Einstein's favorite food?
38 Answer: There is no definitive record of his favorite food, but he reportedly liked
   pasta.
39 Confidence score: 25
40 (There are anecdotal mentions, but no verified records.)
41
42 Example 5:
43 Question: Is Irvine a city in California?
44 Answer: Yes
45 Confidence score: 81
46 (High confidence as this is a verifiable fact)
47
48 Example 6:
49 Question: What is the most popular programming language for AI development?
50 Answer: Python
51 Confidence score: 66
52 (Moderate-high confidence based on current trends, but this can change over time)
53
54 Here is a new example. Simply reply with your answer and confidence score.
55
56 Question: {{question}}
57
58 Provide your response in the following JSON format:
```

```

59 {
60     "answer": "Your answer here",
61     "confidence_score": number between 0-100
62 }
63 ""

```

We generate the answers for  $\mathcal{D}$  setting using the following prompt. The prompt outputs the answer and confidence for the answer in a json format.

```

1 LLM_RESPONSE_PROMPT_DISTRACTORS = ""
2 You are an intelligent assistant who is given a question and a list of options. Your
  role is to provide accurate, helpful, and well-reasoned answer based on your
  knowledge and capabilities and the options provided.
3
4 Along with the answer, you need to provide a confidence score for your answer. The
  confidence score should be a number between 0 and 100, where:
5 - 0-25 indicates low confidence
6 - 26-75 indicates moderate confidence
7 - 76-100 indicates high confidence
8
9 Guidelines for providing answers:
10 1. Return the answer from the list of options provided only. It is guaranteed that
   the answer will be one of the options provided.
11 2. If you are uncertain, provide a lower confidence score.
12 3. Base your confidence score on:
13     - The reliability and recency of available information
14     - Your knowledge of the specific domain
15
16 Here are some examples:
17
18 Example 1:
19 Question: What is the capital of France?
20 Options:
21 - Paris
22 - London
23 - Rome
24 - Madrid
25 Answer: Paris
26 Confidence score: 91
27 (High confidence as this is a well-established fact)
28
29 Example 2:
30 Question: Which country has the best healthcare system?
31 Options:
32 - Switzerland
33 - Sweden
34 - Singapore
35 - United States
36 Answer: It depends on the criteria used. Some rankings favor Switzerland, while
   others favor Sweden or Singapore.
37 Confidence score: 25
38 (There is no definitive answer, and the confidence is low due to the lack of a clear
   consensus.)
39
40 Example 3:
41 Question: Which state is between Washington and California?
42 Options:
43 - Oregon
44 - Washington
45 - California
46 - Idaho
47 Answer: Oregon
48 Confidence score: 87
49 (Maximum confidence as this is a clear geographic fact)
50
51 Example 4:
52 Question: What was Albert Einstein's favorite food?
53 Options:
54 - Pizza
55 - Pasta

```



```

56 - Sushi
57 - Tacos
58 Answer: There is no definitive record of his favorite food, but he reportedly liked
    pasta.
59 Confidence score: 25
60 (There are anecdotal mentions, but no verified records.)
61
62 Example 5:
63 Question: Is Irvine a city in California?
64 Options:
65 - Yes
66 - No
67 Answer: Yes
68 Confidence score: 81
69 (High confidence as this is a verifiable fact)
70
71 Example 6:
72 Question: What is the most popular programming language for AI development?
73 Options:
74 - Python
75 - Java
76 - C++
77 - JavaScript
78 Answer: Python
79 Confidence score: 66
80 (Moderate-high confidence based on current trends, but this can change over time)
81
82 Here is a new example. Simply reply with your answer and confidence score.
83
84 Question: {{question}}
85 Options: {{options}}
86
87 Provide your response in the following JSON format:
88 {
89     "answer": "Your answer here",
90     "confidence_score": number between 0-100
91 }
92 """

```

To generate the 3 distractors for each question-answer pair, we use the following prompt with few shot examples.

```

1 DISTRACTORS_GENERATION_PROMPT = """You are an expert synthetic data generator. Your
    task is to generate three plausible but incorrect answers to a given question.
2
3 Guidelines for generating wrong answers:
4 1. Each answer should be factually incorrect but plausible within the context
5 2. Match the answer type (e.g. if asking for a date, provide wrong dates)
6 3. The wrong answers should be clearly distinct from the correct answer and from
    each other
7 4. Maintain a similar level of specificity as the original answer
8 5. The answers should be realistic and not obviously wrong
9
10 Example 1:
11 Question: What is the capital of France?
12 Answer: Paris
13 Wrong Answers:
14 - Lyon
15 - Marseille
16 - Bordeaux
17 Reason: All are major French cities, but incorrect as capital
18
19 Example 2:
20 Question: Who was the first president of the United States?
21 Answer: George Washington
22 Wrong Answers:
23 - John Adams
24 - Thomas Jefferson
25 - Benjamin Franklin
26 Reason: All are founding fathers but not the first president

```

```

27
28 Example 3:
29 Question: In what year did World War II end?
30 Answer: 1945
31 Wrong Answers:
32 - 1943
33 - 1944
34 - 1946
35 Reason: All are plausible years during or near WWII but not when it ended
36
37 Example 4:
38 Question: Who wrote Romeo and Juliet?
39 Answer: William Shakespeare
40 Wrong Answers:
41 - Christopher Marlowe
42 - Ben Jonson
43 - John Webster
44 Reason: All are prominent Elizabethan playwrights
45
46 Example 5:
47 Question: What is the largest planet in our solar system?
48 Answer: Jupiter
49 Wrong Answers:
50 - Saturn
51 - Neptune
52 - Uranus
53 Reason: All are gas giant planets, but smaller than Jupiter
54
55 Please generate three wrong answers that follow these guidelines for the given
56 question.
57 The answers should be:
58 - Factually incorrect but plausible
59 - Match the same answer type (e.g. date, person, number)
60 - Clearly distinct from the correct answer and each other
61 - Similar in specificity/detail level
62 - Realistic and not obviously wrong
63
64 Return only three wrong answers as a list in JSON format with the following
65 requirements:
66 - Each wrong answer should be a string
67 - The output should be a single JSON object with key "wrong_answers"
68 - The value should be an array of exactly 3 wrong answers
69 - No explanations or additional text should be included
70 - The answers should maintain consistent formatting with the correct answer
71
72 Example format:
73 {{
74   "wrong_answers": ["opt1", "opt2", "opt3"]
75 }}
76
77 Question: {question}
78 Correct Answer: {answer}
79 Generate three wrong answers:
80 ""

```

Table 3: Performance metrics of LLMs in the Normal ( $\mathcal{N}$ ) and Distractor ( $\mathcal{D}$ ) settings, including accuracy ( $\text{correct}$ ), non-attempt ( $\text{na}$ ), ECE, and the number of helped ( $\mathcal{D}_{\text{helped}}$ ) and harmed ( $\mathcal{D}_{\text{harmed}}$ ) instances.

LLMs	$\mathcal{N}_{\text{correct}}$	$\mathcal{N}_{\text{none}}$	$\mathcal{N}_{\text{ECE}}$	$\mathcal{D}_{\text{correct}}$	$\mathcal{D}_{\text{none}}$	$\mathcal{D}_{\text{ECE}}$	$\mathcal{D}_{\text{helped}}$	$\mathcal{D}_{\text{harmed}}$
GPT-4o-mini 🟢	8.46%	6.80%	0.750	47.43%	0.02%	0.320	1644 (93.78%)	109
GPT-4-turbo 🟢	20.99%	7.14%	0.616	65.33%	0.02%	0.165	1821 (95.44%)	87
GPT-4o 🟢	36.75%	8.16%	0.437	73.48%	0%	0.037	1507 (91.22%)	145
LLaMA3.1-8b-instant ∞	8.24%	19.58%	0.780	44.94%	0.21%	0.367	1294 (91.45%)	121
LLaMA 3-8B-8192 ∞	9.27%	24.99%	0.790	45.56%	2.45%	0.355	1251 (90.46%)	132
Gemma2-9B-it 🌈	9.52%	34.49%	0.771	46.58%	1.87%	0.359	1060 (88.70%)	135

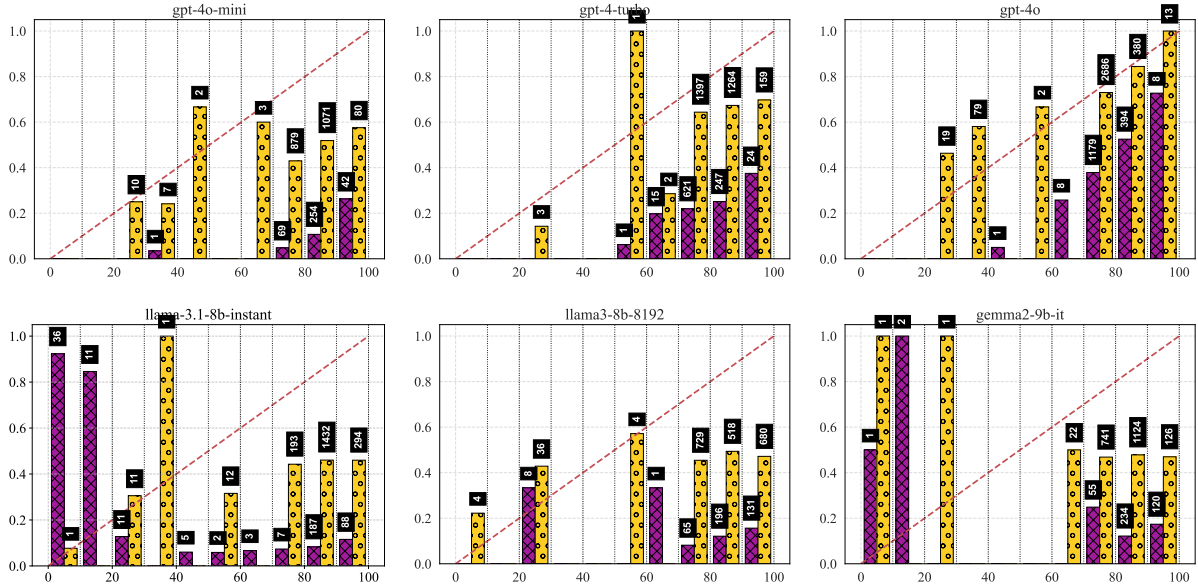


Figure 4: Reliability diagrams (RDs) showing calibration performance in  $\mathcal{N}$  (●) and  $\mathcal{D}$  (●) settings. The numbers on top of bars represent the number of correctly predicted instances. (y-axis: actual accuracy, x-axis: predicted confidence)

## B Same LLM judge as Prediction LLM

We employ the same LLM as both the judge and the base model responsible for predicting answers to the questions. The performance metrics are presented in Table 3. Upon manually inspecting instances from smaller LLMs, we observe that the LLM judge occasionally misclassifies responses and refrains from assigning NOT\_ATTEMPTED to certain data points. This can be seen by comparing  $\mathcal{N}_{none}$  in Table 1 and 3. To address this issue and ensure consistency, we use gpt-4o-mini as the LLM judge across all models. We also create reliability diagrams of pipeline where LLM-judge was different and the graphs are shown in Figure 4.

To validate the reliability of GPT-4o-mini as an LLM judge, we conducted a small-scale human evaluation. We sampled 100 responses and had three human annotators independently classify them as CORRECT, INCORRECT, or NOT\_ATTEMPTED. The inter-annotator agreement, measured using Cohen’s kappa, was 0.82 for GPT-4o-mini, indicating substantial agreement. This comparison allowed us to measure the extent of biases introduced by automated evaluation and confirm that LLM judges generally aligned with human judgments, though minor inconsistencies were observed in ambiguous cases.

## C LLMs details

In our study, we utilize six distinct LLMs representing a diverse range of capabilities and architectures. The GPT models (GPT-4o-mini, GPT-4-turbo, and GPT-4o) are state-of-the-art LLMs provided via OpenAI’s API. These models are known for their advanced reasoning, contextual understanding, and robust performance across a variety of tasks. The larger models, such as GPT-4o, excel in handling complex queries and demonstrate superior accuracy, while the smaller variant, GPT-4o-mini, serves as a lightweight alternative with reduced computational overhead. We use GroqCloud for the LLaMA3.1-8B-instant and LLaMA3-8B-8192 models. These models are smaller in scale but are effective in tasks requiring efficient knowledge retrieval and basic reasoning. Finally, Gemma2-9B-it, also from GroqCloud, offers a balance between size and capability, though its performance is limited by its relatively smaller model size and less extensive pretraining. Together, these models provide a comprehensive landscape for evaluating calibration, accuracy, and decision-making across diverse architectures and computational setups.