

Video Soundtrack Generation by Aligning Emotions and Temporal Boundaries

Serkan Sulun¹, Paula Viana^{1,2} and Matthew E. P. Davies

¹INESC TEC

²ISEP, Polytechnic of Porto

{serkan.sulun, paula.viana}@inesctec.pt

Abstract

We introduce EMSYNC, a video-based symbolic music generation model that aligns music with a video’s emotional content and temporal boundaries. It follows a two-stage framework, where a pretrained video emotion classifier extracts emotional features, and a conditional music generator produces MIDI sequences guided by both emotional and temporal cues. We introduce boundary offsets, a novel temporal conditioning mechanism that enables the model to anticipate and align musical chords with scene cuts. Unlike existing models, our approach retains event-based encoding, ensuring fine-grained timing control and expressive musical nuances. We also propose a mapping scheme to bridge the video emotion classifier, which produces discrete emotion categories, with the emotion-conditioned MIDI generator, which operates on continuous-valued valence-arousal inputs. In subjective listening tests, EMSYNC outperforms state-of-the-art models across all subjective metrics, for music theory-aware participants as well as the general listeners.

1 Introduction

The online distribution of user-generated multimedia content is expanding at an exponential rate thanks to affordable, high-quality recording equipment and video editing software [Falkowski-Gilski and Uhl, 2020]. A key challenge in content creation is providing suitable soundtracks to enhance viewer engagement [Buhler, 2018]. However, unauthorized use of commercially published music infringes copyright, preventing monetization for creators on platforms like YouTube. Alternatives such as purchasing music, hiring composers, or searching for royalty-free tracks are often costly, time-consuming, or fail to ensure proper synchronization with video content. Automatic video-based music generation offers a promising solution to this problem [Di *et al.*, 2021; Kang *et al.*, 2024; Zhuo *et al.*, 2023].

Existing approaches that generate music as audio waveforms lack editability [Lam *et al.*, 2024; Copet *et al.*, 2024]. This method compresses all stages of music production—composition, performance, editing, mixing, and mas-

tering—into a single process, limiting creative control for professionals. By contrast, generating music in a symbolic format like MIDI (Musical Instrument Digital Interface) offers greater flexibility. MIDI functions as a digital music score, encoding instrument names, note pitches, durations, and velocities. Professionals can edit compositions, synthesize audio using digital audio workstations (DAWs), or record and refine performances.

This work focuses on generating music in MIDI format from arbitrary videos using deep neural networks (DNNs). We use “MIDI” and “music” interchangeably, as MIDI is our exclusive format. A major challenge in training video-to-MIDI DNNs is the absence of large-scale paired video-MIDI datasets. Existing datasets are either domain-specific, such as pianist hand videos [Koepeke *et al.*, 2020], or contain limited samples, around 1k [Di *et al.*, 2021; Zhuo *et al.*, 2023]. To address this, we develop a model that generates music for any video type, leveraging the Lakh MIDI Dataset—the largest available MIDI dataset with 176,581 samples—ensuring diverse and high-quality outputs [Raffel, 2016].

Since the Lakh MIDI dataset lacks corresponding videos, we adopt a two-stage approach: extracting video features relevant to music generation and using them as conditioning inputs. We name our model *EMSYNC*, as it aligns music with video by matching their **emotions**, and **synchronizing** their temporal boundaries. While our method is applicable to any selection of temporal boundary and emotion representation, we define musical boundaries using long-duration chords, video boundaries using scene cuts, and represent emotions with the valence-arousal model [Russell, 1980]. Specifically, we extract scene cut locations from the input video and guide the music generator to produce long-duration chords near those locations that are rhythmically and harmonically compatible with the rest of the generated music. We also use a pretrained video emotion classifier to estimate discrete emotion probabilities [Sulun *et al.*, 2024a], map them to valence-arousal values, and condition our music generator accordingly.

Temporal conditioning in MIDI-generating models presents unique challenges. While deep transformer models can handle time-based data, such as videos, their sequence dimension correlates linearly with time due to a fixed frame rate [Liu *et al.*, 2022; Arnab *et al.*, 2021]. In contrast, MIDI is typically processed

using an event-based representation, where sequence and time dimensions are not linearly correlated [Oore *et al.*, 2020]. In event-based MIDI encoding, two primary token types exist: “note” and “time shift”. Note tokens represent pitch, while time shift tokens advance the time axis, capturing both note durations and silences. Each time shift token specifies a time increment, forming a one-dimensional sequence where the position in the sequence does not directly correspond to the position in time. The key advantage of event-based encoding is the absence of a fixed time grid, allowing for subtle, expressive timing variations that reflect human musicianship. Unlike state-of-the-art video-based music generators that rely on fixed, coarse time grids [Di *et al.*, 2021; Kang *et al.*, 2024], we introduce a novel temporal conditioning method that preserves event-based encoding, enabling fine-grained temporal control.

We also tackle the challenge of using emotions as an intermediary to link music generation to video. Sulun *et al.* [2022] previously assigned valence-arousal emotion labels to samples in the Lakh MIDI dataset [Raffel, 2016], creating a training dataset two orders of magnitude larger than existing emotion-labeled MIDI datasets [Panda *et al.*, 2013; Ferreira and Whitehead, 2019; Hung *et al.*, 2021]. However, the largest emotion-labeled video datasets primarily provide categorical labels [Xu *et al.*, 2016; Sun *et al.*, 2020]. To bridge this gap, we employ the VEMOCLAP model (Video Emotion Classifier using Pretrained features) [Sulun *et al.*, 2024a], trained on the Ekman-6 dataset [Xu *et al.*, 2016]. Since VEMOCLAP outputs probabilities of categorical emotions, we map these to valence-arousal values using prior user study results on emotion [Russell and Mehrabian, 1977].

We compare our method to state-of-the-art video-based MIDI generators through subjective listening tests, where it outperforms all competing methods across all metrics for both music theory-aware participants and general listeners while also being the fastest. Our key contributions include the following:

- We develop a video-based MIDI generator that surpasses state-of-the-art models across all subjective metrics and participant demographics.
- We introduce boundary offsets for temporal conditioning in transformers, ensuring precise alignment between the input video and the output MIDI.
- We leverage insights from psychological studies to map discrete emotion categories to continuous valence-arousal values, enabling an emotional connection between the input video and the generated music.
- We design our model architecture to modify only the inputs to the transformer body, allowing future users to fine-tune it for other tasks and data structures seamlessly.

2 Related work

In this section, we introduce the video emotion classifier and the emotion-based MIDI generator used in our work. We then review existing video-based MIDI generation methods and discuss their evaluation approaches.

2.1 Video emotion classification

The VEMOCLAP model exploits publicly available pre-trained models for a multimodal video analysis and uses the resulting pretrained features to classify the emotions of arbitrary videos [Sulun *et al.*, 2024a; Sulun *et al.*, 2024b]. It employs pretrained models for automatic speech recognition (ASR), optical character recognition (OCR), facial expression classification, audio classification, and image understanding. Textual features obtained from ASR and OCR are further processed using a text sentiment classifier. Cross-attention layers [Vaswani *et al.*, 2017] integrate and process these multimodal features, and a linear layer produces the final emotion probabilities. The model is trained on the Ekman-6 dataset [Xu *et al.*, 2016], consisting of 1637 videos labeled with the six basic emotions derived from the original work of Ekman: anger, disgust, fear, joy, sadness, and surprise [1971].

2.2 Emotion-based MIDI generation

Sulun *et al.* [2022] collected valence and arousal values for songs in the Lakh Pianoroll Dataset [Dong *et al.*, 2018] and trained a conditional transformer using the resulting labeled dataset. To integrate continuous-valued valence and arousal features with discrete musical note tokens, they project valence and arousal into a vector space using separate linear layers. Musical input tokens are projected into vectors of the same dimensionality using an embedding layer. These vectors are then concatenated with the projected valence and arousal vectors along the sequence dimension and fed into the transformer body with relative global attention [Huang *et al.*, 2018].

2.3 Video-based MIDI generation

While our method applies to arbitrary videos, several works focus on generating symbolic music for specific types of videos, such as those featuring human movements like dancing or instrumental performances. The Foley Music model [Gan *et al.*, 2020] generates MIDI from videos of musicians by processing body keypoint movements using a Graph Convolutional Network [Kipf and Welling, 2017] and a Transformer [Vaswani *et al.*, 2017]. Similarly, Koepke *et al.* [2020] and Su *et al.* [2020] utilize deep neural networks with residual connections to generate symbolic music from videos of finger movements on piano keyboards. Due to their specialized nature, these approaches rely on datasets containing video-MIDI pairs, though these datasets typically contain fewer than 1k samples [Zhao *et al.*, 2018; Li *et al.*, 2018; Koepke *et al.*, 2020; Su *et al.*, 2020]. The RhythmicNet model employs a multi-stage process to generate music from dance videos by predicting beats and style, generating a drum track, and subsequently creating multitrack music [Su *et al.*, 2021].

Some studies explore the more general task of generating symbolic music for arbitrary videos. The most similar to our approach, the Controllable Music Transformer (CMT), generates music based on video features such as motion speed, motion saliency, and timing [Di *et al.*, 2021]. CMT employs the Lakh Pianoroll Dataset [Dong *et al.*, 2018], the same dataset we use, and processes music using an extended Compound Word representation, where each token encodes type, beat/bar

marking, note strength, note density, instrument, pitch, and duration [Hsiao *et al.*, 2021]. While this representation reduces sequence length, it significantly increases input dimensionality. Consequently, CMT uses a low temporal resolution of four ticks per beat, translating to a time resolution of 125 milliseconds for a song at 120 beats per minute. Furthermore, note events align precisely with beat subdivisions, whereas human musicians introduce expressive timing deviations. In contrast, our model utilizes an event-based representation with independent time shift tokens at an 8-millisecond resolution. This resolution is sufficiently fine to capture musical nuance while maintaining absolute time rather than rigid beat subdivisions [Oore *et al.*, 2020]. Additionally, unlike CMT, our model integrates high-level emotional conditioning alongside low-level temporal features.

In a follow-up to CMT, Zhuo *et al.* introduced the Symbolic Music Videos dataset, containing video-MIDI pairs [2023]. They sourced MIDI data from piano tutorial videos, automatically transcribing audio using the Onsets and Frames model, resulting in 1140 samples [Hawthorne *et al.*, 2018]. Video features such as color histograms, RGB frame differences for motion, and high-level CLIP features [Radford *et al.*, 2021] were extracted to train three models sequentially: one generating chord sequences, another generating the melody, and a third generating the accompaniment.

The Video2Music model shares similarities with our approach by utilizing both low-level video features and high-level emotional conditioning but differs in application [Kang *et al.*, 2024]. The authors compiled the MuVi-Sync dataset, consisting of 748 music videos labeled with musical attributes like note density, loudness, chords, and key. Their encoder-decoder transformer takes low- and high-level video features, along with user-provided primer chord and key, to generate chord sequences. These sequences are then arpeggiated using fixed patterns to create the final MIDI output. However, this method’s reliance on a fixed time grid omits the subtle expressive timing found in human performances. Additionally, its use of fixed arpeggiation patterns limits musical diversity, and requiring user-defined chord and key inputs restricts accessibility for non-musicians.

Evaluation methods

Evaluation of video-based music generators is non-trivial. For objective evaluation, most works measure the difference between generated and ground-truth samples using metrics such as Pitch Class Histogram Entropy, Grooving Pattern Similarity, and Structureness Indicator [Wu and Yang, 2020]. When the dataset contains paired video and MIDI samples, this method is straightforward [Gan *et al.*, 2020; Zhuo *et al.*, 2023]. For unpaired video and MIDI samples, objectively evaluating a model that generates MIDI from arbitrary videos is not feasible.

The authors of the Controllable Music Transformer, using unpaired datasets, evaluate output MIDI generated unconditionally, without input video [Di *et al.*, 2021]. They empirically show that unconditionally generated MIDI samples exhibit metrics closer to the unpaired MIDI dataset compared to video-conditioned output samples. This occurs because constraining the model with video structure causes deviations

from intrinsic MIDI structures, and the best way to match a specific MIDI dataset’s metrics is to train exclusively on that dataset. Subjective evaluation through user studies remains the most common, and often the only, viable method for assessing video-based MIDI generators [Di *et al.*, 2021; Kang *et al.*, 2024; Zhuo *et al.*, 2023; Gan *et al.*, 2020; Su *et al.*, 2021].

3 Methodology

In this section, we present our video-based symbolic music generator. We match the output music to the input video based on emotions and temporal boundaries. Since there are no datasets where videos are paired with symbolic music, we employ a two-stage approach, i.e., use independent modules for video analysis and conditional music generation, and then combine them. Our pipeline is shown in Figure 1. We first highlight our music generator and how it is conditioned on emotions and temporal boundaries. We then describe how we incorporate temporal and emotional video features into our conditional music generator.

3.1 Conditional music generator

Our music generator is conditioned on emotions as valence-arousal values and temporal boundaries. Figure 2 illustrates the model, with the emotion-conditioning mechanism in the upper part and the boundary-conditioning mechanism in the lower part.

Training dataset and preprocessing

We train our music generator on the Lakh Pianoroll Dataset (LPD) [Dong *et al.*, 2018], which contains 174,154 pianorolls derived from the Lakh MIDI Dataset [Raffel, 2016]. We tokenize the pianorolls using an event-based symbolic music representation [Oore *et al.*, 2020]. Specifically, an ON (note on) token marks the start of a note, and an OFF (note off) token marks its end. These tokens also encode pitch and instrument information. For example, a piano note with a MIDI pitch of 60 (C4) is denoted as PIANO_ON_60. Since a larger number of instruments increases vocabulary size, we use the Lakh Pianoroll Dataset-5 variant, where all instrument tracks are merged into five predefined categories: bass, drums, guitar, piano, and strings [Dong *et al.*, 2018]. However, our method is adaptable to datasets with different instrument groupings.

TIMESHIFT tokens are used to move along the time axis, representing both note durations and the silences between them. Each token specifies a time increment in milliseconds. For example, an 800-millisecond shift is encoded as TIMESHIFT_800. We use a temporal resolution of 8 milliseconds with a maximum shift of 1000 milliseconds. Longer durations are represented using multiple consecutive TIMESHIFT tokens. We also use the START tokens to mark the beginning of the songs, the BAR tokens to indicate the musical bars, and the PAD tokens to standardize input sequence lengths in minibatches. We use the CHORD token to mark long-duration chords as temporal boundaries, as they often serve as anchor points in musical compositions [Bharucha and Krumhansl, 1983]. However, this is a design choice, and our method can accommodate any selection of temporal boundaries.

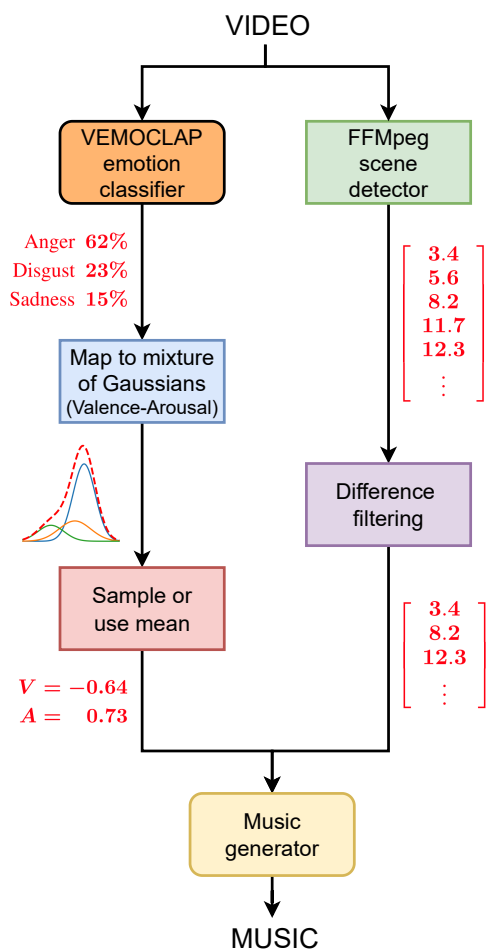


Figure 1: Video-based music generation pipeline. The text and the image next to the arrows demonstrate sample values.

For emotion-conditioned generation, we use the model architecture and valence-arousal labeled dataset of Sulun et al., detailed in Section 2.2, which includes 23,661 samples [2022]. To utilize the remaining unlabeled samples, we further modify the model to accept NaN (Not A Number) values for valence or arousal, enabling both conditional and unconditional generation. If valence or arousal is unspecified, we assign it a NaN value and use a learned vector in place of its projection vector.

Temporal boundary matching

In addition to matching emotions, we also temporally synchronize the input video and output music by aligning their temporal boundaries. We define temporal boundaries as scene cut locations in video and chord locations in music. Since we employ a hybrid approach, we first train a music generator capable of incorporating boundary locations as input and producing music with chords near these boundaries. To achieve this, we label the chords in the Lakh Pianoroll Dataset. During training, we consider only guitar and piano chords with at least three simultaneous notes that last for a minimum of two beats. These chords are labeled by inserting a CHORD token before the first ON token of each chord. To allow the model to

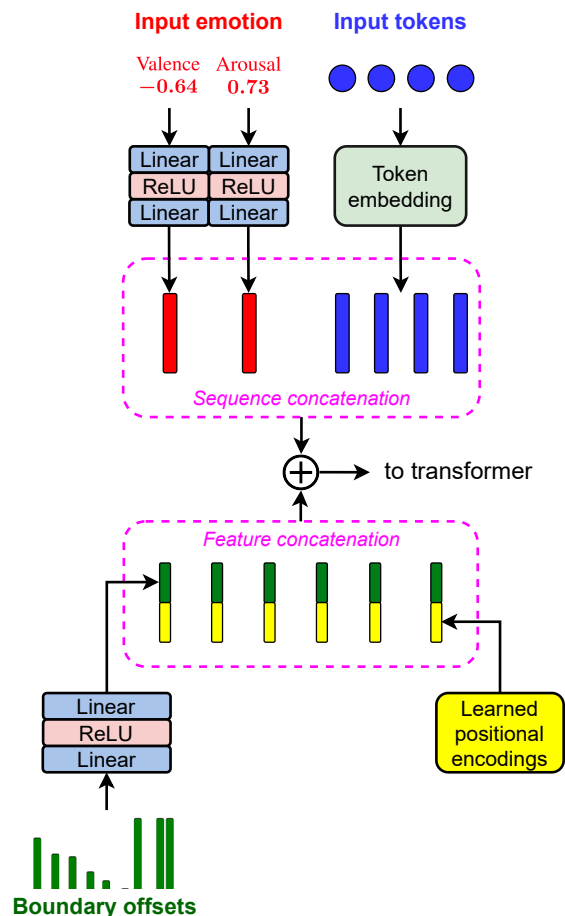


Figure 2: Our music generator. Numbers underneath valence and arousal are sample values.

generate chords not only at video scene cut locations but also independently where musically appropriate, we randomly remove 20% of CHORD tokens during training. An example of a labeled chord is shown in the top row of Figure 3. In training, the temporal locations of chords from the ground-truth MIDI serve as input boundaries, whereas during video-based inference, we replace these boundaries with video scene cut locations.

Chords are integral to a melody, providing harmonic and rhythmic support to surrounding notes, both preceding and following [Bharucha and Krumhansl, 1983]. During inference, forcing a CHORD token into the sequence at a specific location may cause the chord to sound off-beat or overly abrupt. This occurs because the model, having no prior knowledge of the upcoming chord, may generate preceding notes that do not align naturally with it. To address this, we develop a method that enables the model to “anticipate” upcoming chords and generate preceding notes and time shifts accordingly. Additionally, we train the model to generate the CHORD token itself, ensuring rhythmic consistency in the generated music. To achieve this, we define *boundary offsets* for each input token, representing the remaining time until the next boundary. These offsets are capped at a maximum

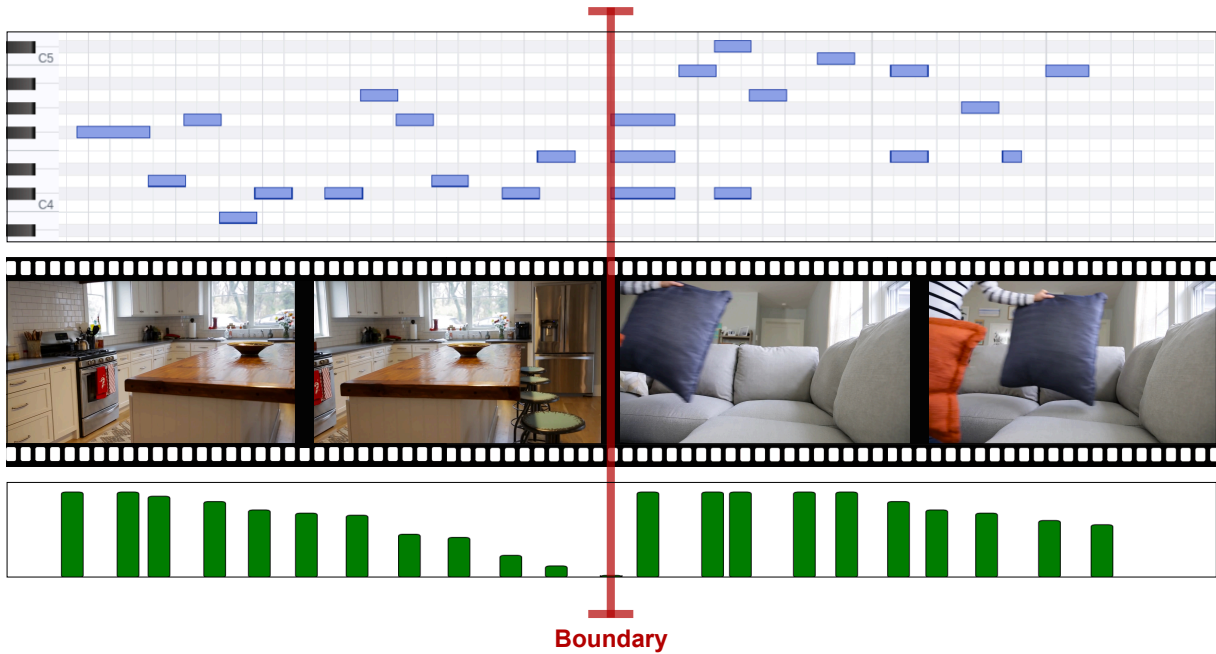


Figure 3: Graphical illustration of boundaries. Top: In symbolic music, a chord with three or more simultaneous notes and a duration exceeding a set threshold defines a musical boundary and is used during training. Middle: In video, scene cuts serve as video boundaries and are used during inference. Bottom: Boundary offset represents the temporal distance to the next boundary. These figures are illustrative; offsets do not perfectly align with the music except at the boundary.

value and, since our music generator is autoregressive, they are computed based on future chords rather than past ones. Furthermore, we amplify the loss of the CHORD token by a factor of 10, as it influences multiple preceding chord notes and plays a critical role in structuring the generated music. Sample offsets are illustrated in the bottom row of Figure 3.

We process boundary offsets through a feed-forward network, generating boundary offset encodings, which are then concatenated with learned positional encodings [Wang *et al.*, 2020] along the feature dimension, as shown in the lower part of Figure 2. This architectural choice is motivated by several key factors. First, similar to the emotion-conditioning mechanism, we inject boundary offset encodings at the input level rather than within the transformer body, ensuring that the core model remains unchanged. This allows the model to process inputs with or without boundary offsets, enabling seamless fine-tuning by repeating the learned positional encodings along the feature dimension when boundary offsets are absent. Second, we avoid adding boundary offset encodings directly to learned positional encodings to maintain a distinction between the two. Finally, recent studies suggest that decoder-only transformers can implicitly learn positional encodings through their internal weights, even without explicitly adding them [Haviv *et al.*, 2022; Kazemnejad *et al.*, 2024]. Based on this insight, we halve the feature length of learned positional encodings and allocate the remaining feature space to boundary offset encodings. The resulting vector sequence consists of positional encodings augmented with boundary offset encodings. Following the standard transformer model, we add this sequence to

the token embeddings [Vaswani *et al.*, 2017] before passing it to the transformer body with relative global attention [Huang *et al.*, 2018]. The transformer’s input is represented as:

$$\mathbf{X}_{\text{trans}} = \text{Concat}_s(\text{FFN}_v(x_v), \text{FFN}_a(x_a), \text{Embedding}(\mathbf{x}_t)) + \text{Concat}_f(\text{FFN}_b(\mathbf{b}) + \mathbf{W}_{\text{pe}})$$

where x_v and x_a are the valence and arousal inputs, \mathbf{x}_t is the input token sequence, \mathbf{b} represents the input boundary offsets, and \mathbf{W}_{pe} is the learned positional encoding. The feed-forward networks FFN_v , FFN_a , and FFN_b process the valence, arousal, and boundary offset inputs, respectively. The operations Concat_s and Concat_f denote concatenation along the sequence and feature dimensions, respectively. Our music generator architecture is illustrated in Figure 2.

Algorithm 1 outlines the process of computing boundary offsets during inference, i.e., music generation. The model generates music autoregressively, producing one token per forward pass. By tracking the generated TIMESHIFT tokens, we maintain a time cursor and compute the boundary offset, i.e., the time remaining until the next boundary, for each generated token. If the model generates a CHORD token, we calculate the absolute difference between the time cursor and each input boundary. The boundary with a difference smaller than the predefined sensitivity threshold of 1 second is considered successfully generated. We then remove these boundaries from future offset calculations by replacing them with infinity. Next, we compute the boundary offset for the generated token, regardless of its type. This offset is determined as the distance to the next closest boundary, capped by a maximum offset value. For simplicity, Algorithm 1 is

Algorithm 1 Creating boundary offsets during music generation in inference.

Input: List of input boundaries (in seconds), \mathbf{b} ; video duration, d ; valence, x_v ; arousal x_a

Parameter: Sensitivity, ξ ; maximum offset, δ_{max} ; generated boundary mask, \mathbf{m}_b ; token type t_t ; token value, t_v ; time cursor, c ; generation function including forward-pass and sampling, g

Output: List of generated tokens \mathbf{t} ; list of boundary offsets, δ

```

Let  $c = 0$ ;  $\delta = []$ ;  $\mathbf{t} = []$ .
while  $c < d$  do
  # generate token as (type, value):
   $(t_t, t_v) = g(\mathbf{t}, \delta, x_v, x_a)$ 
  if  $t_t == \text{TIMESHIFT}$  then
     $c = c + t_v$ 
  else if  $t_t == \text{CHORD}$  then
     $\mathbf{m}_b = |t - \mathbf{b}| < \xi$ .
     $\mathbf{b}[\mathbf{m}_b] = +\infty$ .
  end if
   $\delta.append(\max(\min(\mathbf{b} - c), \delta_{max}))$ 
   $\mathbf{t}.append((t_t, t_v))$ 
end while

```

presented for a single sample, but in practice, this operation is performed in minibatches. During training, we preprocess the entire input sequence at once by constructing a time grid instead of a time cursor, allowing us to calculate boundary offsets for all tokens simultaneously. For clarity, the initial list of generated tokens is shown as empty; however, in practice, we begin with a START token.

The ON tokens that appear after a CHORD token and before the next TIMESHIFT token are considered notes of the generated chord. To make the generated chord more distinctive, we increase the velocity of these notes. Music generation continues until the time cursor reaches the duration of the video. After synthesizing the generated MIDI into an audio waveform, we apply a 3-second fade-out effect to prevent an abrupt ending and ensure the music matches the duration of the input video.

3.2 Scene detection

During video-based inference, we first extract the video’s temporal boundaries, specifically its scene cut locations, using the FFmpeg software¹. We then apply a difference filter to the extracted scene cuts and remove those occurring less than 4 seconds apart. The remaining timestamps serve as the input boundaries for the music generator.

3.3 Emotion matching

We use the VEMOCLAP emotion classifier to extract emotions from input videos as probability distributions over discrete emotion categories [Sulun *et al.*, 2024a]. The music generator is conditioned on emotions represented as valence and arousal values ranging from -1 to 1, rather than discrete

¹<https://www.ffmpeg.org/>

Emotion	Valence		Arousal	
	Mean	SD	Mean	SD
anger	-0.51	0.20	0.59	0.29
disgust	-0.60	0.20	0.35	0.41
fear	-0.64	0.20	0.60	0.32
joy	0.76	0.22	0.48	0.26
sadness	-0.63	0.23	-0.27	0.34
surprise	0.40	0.30	0.67	0.27

Table 1: Means and standard deviations of valence and arousal values corresponding to Ekman’s categorical emotions [Ekman, 1971], obtained from the user studies of Russell and Mehrabian [1977].

categories [Sulun *et al.*, 2022]. Since the VEMOCLAP emotion classifier outputs discrete emotion categories, we first map them to the valence-arousal plane [Russell, 1980] before feeding them into our music generator.

Russell and Mehrabian conducted user studies to find the corresponding valence and arousal values of discrete emotion categories [1977]. They presented their findings in a table that contains the mean and standard deviation values of valence and arousal for each categorical emotion. We extracted and used the values corresponding to Ekman’s six basic emotions, which are presented in Table 1 [Ekman, 1971].

Using the output probabilities of the video classifier along with the means and standard deviations of each emotion, we construct a mixture of Gaussian distributions. Users can either sample from the mixture—first selecting an emotion category based on the output probabilities and then sampling from the corresponding Gaussian distribution—or use the mean of the mixture, which is computed as the weighted average of the emotion category means, with weights determined by the output probabilities. Additionally, we introduce a parameter that represents the maximum absolute value of means across all emotion categories. Using this parameter, we compute a single scaling coefficient applied to all valence-arousal distributions. This approach allows users to adjust the conditioning of the music generator, choosing between a wider or narrower range of emotions.

4 Experimental setup

As discussed in Section 2.3, conducting an objective evaluation is challenging when using unmatched video and MIDI datasets. We therefore focus on the subjective evaluation of our overall model. We conduct a user study to compare our results with two open-source state-of-the-art models that generate MIDI from arbitrary videos: Video2Music [Kang *et al.*, 2024] and CMT [Di *et al.*, 2021].

4.1 Dataset

We train our music generator on the Lakh Pianoroll-5 dataset [Dong *et al.*, 2018] with valence-arousal labels [Sulun *et al.*, 2022]. For evaluation, we perform inference on videos from the Pittsburgh Advertisements Dataset (Ads) [Hussain *et al.*, 2017]. We select this dataset because advertisements often rely on music to maximize viewer engagement [Zander, 2006]. Additionally, since none of the compared methods

	Group 1					Group 2					
	MR	MQ	EM	TM	OM	MR	MQ	EM	TM	OM	RT
Video2Music	2.521	1.854	2.125	1.958	2.167	2.708	1.771	1.854	1.979	2.083	1.607
CMT	1.854	2.438	2.000	2.125	2.083	1.792	2.562	2.458	2.312	2.354	3.554
EMSYNC (Ours)	1.625	1.708	1.875	1.917	1.750	1.500	1.667	1.688	1.708	1.562	1.417

Table 2: Group 1 consists of participants with a self-reported understanding of music theory, while Group 2 includes those without it. We use the following abbreviations: MR (music richness), MQ (music quality), EM (emotion match), TM (timing match), OM (overall match), and RT (runtime). Runtime measures the minutes required to generate music for a one-minute video. All other metrics represent average rankings, where 1 is the best possible and 3 is the worst possible ranking. Across all metrics, lower is better.

have used this dataset, it ensures a fair comparison. Finally, the Ads dataset includes sentiment labels, allowing us to construct a well-balanced test set in terms of emotion.

We first filter the dataset by selecting videos associated with the four basic emotions commonly used in music emotion classification: *cheerful*, *calm*, *angry*, and *sad* [Yang *et al.*, 2008]. We then remove videos shorter than 1 minute. To ensure an unbiased selection, we use YouTube IDs, which are generated randomly by YouTube. We sort these IDs alphabetically and select the first six videos from each emotion category, resulting in a total of 24 test videos. Finally, we trim all videos to a uniform duration of 1 minute.

4.2 Implementation details

We use the Music Transformer model with relative global attention in our music generator [Huang *et al.*, 2018]. The model consists of 11 layers, 8 attention heads, and a dimensionality of 512. We train it with a context length of 1216 and a batch size of 64. Training is performed using cross-entropy loss with a learning rate of $2e-4$ for the first 300k steps, followed by $5e-5$ for the next 300k steps. We use the Adam optimizer with gradient clipping to a norm of 1 [Kingma and Ba, 2015]. We do not apply any regularization methods and did not observe overfitting, as the model is trained on large-scale, densely labeled data where it predicts each token of its input sequence [Sulun, 2018].

For data augmentation, we transpose the pitches of all instruments, except drums, by a randomly chosen integer between -3 and 3, inclusive. We set our model size to be comparable to the baseline methods, with our model containing 37M parameters, compared to 39M in CMT [Di *et al.*, 2021] and 33M in Video2Music [Kang *et al.*, 2024]. We set the maximum absolute value of means across all emotion categories to 0.8. For all models, we synthesize MIDI files into audio waveforms using Fluidsynth² and apply peak audio normalization up to -3 dB.

4.3 Subjective evaluation

Using the 24 test videos, we generate accompanying music with the three models and create 12 survey pages, each containing two videos. For each video, the three music versions, generated by the compared models, are presented side by side with anonymized model names, with each model’s output appearing equally in the left, center, and right positions. We en-

roll 36 participants: 12 with self-reported knowledge of music theory, forming Group 1, and 24 without, forming Group 2. Each survey page and each video are viewed by one participant from Group 1 and two participants from Group 2.

We ask participants to rank the three models based on the standard criteria used in previous works [Di *et al.*, 2021; Kang *et al.*, 2024]: *Music richness (MR)*: The richness and diversity of the music, independent of the video content. *Music quality (MQ)*: The overall quality of the music, independent of the video content. *Emotion match (EM)*: How well the music matches the video in terms of emotion. *Timing match (TM)*: How well the music synchronizes with the video in terms of rhythm and timing. *Overall match (OM)*: How well the music matches the video as a whole. Each model is assigned a unique ranking of 1 (best), 2, or 3 (worst), ensuring no ties. Finally, we report *runtimes (RT)* as the average time (in minutes) required to generate music for a one-minute video, including model initialization.

5 Results and conclusion

Table 2 compares EMSYNC, Video2Music [Kang *et al.*, 2024], and CMT [Di *et al.*, 2021] across all subjective criteria based on average rankings. A lower score represents a better ranking, with 1 being the best and 3 the worst possible.

EMSYNC consistently outperforms both baselines across all metrics for both Group 1 (music theory-aware) and Group 2. Group 2 rated EMSYNC even higher, particularly in music richness and emotion match, indicating that its strengths are even more apparent to general listeners. EMSYNC is also the fastest, with a runtime of 1.417 minutes, compared to 1.607 minutes for Video2Music and 3.554 minutes for CMT.

These results confirm that EMSYNC produces the most diverse and high-quality music with the best emotional alignment, rhythmic synchronization, and overall video compatibility while also being the most computationally efficient model.

By automatically generating soundtracks for user-provided videos, our work has the potential to streamline video production and enhance viewer engagement while offering a valuable framework for both machine learning researchers and multimedia content creators.

²<https://www.fluidsynth.com>

References

- [Arnab *et al.*, 2021] Anurag Arnab, Mostafa Dehghani, Georg Heigold, Chen Sun, Mario Lučić, and Cordelia Schmid. Vivit: A video vision transformer. In *IEEE/CVF international conference on computer vision, CVPR 2021*, pages 6836–6846, 2021.
- [Bharucha and Krumhansl, 1983] Jamshed Bharucha and Carol L. Krumhansl. The representation of harmonic structure in music: Hierarchies of stability as a function of context. *Cognition*, 13(1):63–102, 1983.
- [Buhler, 2018] James Buhler. *Theories of the Soundtrack*. Oxford University Press, 2018.
- [Copet *et al.*, 2024] Jade Copet, Felix Kreuk, Itai Gat, Tal Remez, David Kant, Gabriel Synnaeve, Yossi Adi, and Alexandre Défossez. Simple and controllable music generation. *Advances in Neural Information Processing Systems*, 36, 2024.
- [Di *et al.*, 2021] Shangzhe Di, Zeren Jiang, Si Liu, Zhaokai Wang, Leyan Zhu, Zexin He, Hongming Liu, and Shuicheng Yan. Video background music generation with controllable music transformer. In *Proceedings of the 29th ACM International Conference on Multimedia*, pages 2037–2045, 2021.
- [Dong *et al.*, 2018] Hao-Wen Dong, Wen-Yi Hsiao, Li-Chia Yang, and Yi-Hsuan Yang. Musegan: Multi-track sequential generative adversarial networks for symbolic music generation and accompaniment. In *Proceedings of the AAAI Conference on Artificial Intelligence*, volume 32, 2018.
- [Ekman, 1971] Paul Ekman. Universals and cultural differences in facial expressions of emotion. *Nebraska Symposium on Motivation*, 19:207–283, 1971.
- [Falkowski-Gilski and Uhl, 2020] Przemysław Falkowski-Gilski and Tadeus Uhl. Current trends in consumption of multimedia content using online streaming platforms: A user-centric survey. *Computer Science Review*, 37:100268, 2020.
- [Ferreira and Whitehead, 2019] Lucas Ferreira and Jim Whitehead. Learning to generate music with sentiment. In *Proceedings of the 20th International Society for Music Information Retrieval Conference*, pages 384–390, 2019.
- [Gan *et al.*, 2020] Chuang Gan, Deng Huang, Peihao Chen, Joshua B. Tenenbaum, and Antonio Torralba. Foley music: Learning to generate music from videos. In *Computer Vision - ECCV 2020 - 16th European Conference*, volume 12356, pages 758–775. Springer, 2020.
- [Haviv *et al.*, 2022] Adi Haviv, Ori Ram, Ofir Press, Peter Izsak, and Omer Levy. Transformer language models without positional encodings still learn positional information. In *Findings of the Association for Computational Linguistics: EMNLP 2022*, pages 1382–1390. Association for Computational Linguistics, 2022.
- [Hawthorne *et al.*, 2018] Curtis Hawthorne, Erich Elsen, Jialin Song, Adam Roberts, Ian Simon, Colin Raffel, Jesse H. Engel, Sageev Oore, and Douglas Eck. Onsets and frames: Dual-objective piano transcription. In *Proceedings of the 19th International Society for Music Information Retrieval Conference*, pages 50–57, 2018.
- [Hsiao *et al.*, 2021] Wen-Yi Hsiao, Jen-Yu Liu, Yin-Cheng Yeh, and Yi-Hsuan Yang. Compound word transformer: Learning to compose full-song music over dynamic directed hypergraphs. In *Proceedings of the AAAI Conference on Artificial Intelligence*, pages 178–186, 2021.
- [Huang *et al.*, 2018] Cheng-Zhi Anna Huang, Ashish Vaswani, Jakob Uszkoreit, Ian Simon, Curtis Hawthorne, Noam Shazeer, Andrew M. Dai, Matthew D. Hoffman, Monica Dinulescu, and Douglas Eck. Music transformer: Generating music with long-term structure. In *6th International Conference on Learning Representations, ICLR 2018*, 2018.
- [Hung *et al.*, 2021] Hsiao-Tzu Hung, Joann Ching, Seungheon Doh, Nabin Kim, Juhan Nam, and Yi-Hsuan Yang. EMOPIA: A multi-modal pop piano dataset for emotion recognition and emotion-based music generation. In *Proceedings of the 22nd International Society for Music Information Retrieval Conference, ISMIR 2021*, pages 318–325, 2021.
- [Hussain *et al.*, 2017] Zaeem Hussain, Mingda Zhang, Xiaozhong Zhang, Keren Ye, Christopher Thomas, Zuha Agha, Nathan Ong, and Adriana Kovashka. Automatic understanding of image and video advertisements. In *IEEE/CVF Conference on Computer Vision and Pattern Recognition, CVPR 2017*, pages 1705–1715, 2017.
- [Kang *et al.*, 2024] Jaeyong Kang, Soujanya Poria, and Dorien Herremans. Video2music: Suitable music generation from videos using an affective multimodal transformer model. *Expert Systems with Applications*, 249:123640, September 2024.
- [Kazemnejad *et al.*, 2024] Amirhossein Kazemnejad, Inkit Padhi, Karthikeyan Natesan Ramamurthy, Payel Das, and Siva Reddy. The impact of positional encoding on length generalization in transformers. *Advances in Neural Information Processing Systems*, 36, 2024.
- [Kingma and Ba, 2015] Diederik P. Kingma and Jimmy Ba. Adam: A method for stochastic optimization. In *3rd International Conference on Learning Representations, ICLR 2015*, 2015.
- [Kipf and Welling, 2017] Thomas N. Kipf and Max Welling. Semi-supervised classification with graph convolutional networks. In *5th International Conference on Learning Representations, ICLR 2017*, 2017.
- [Koepke *et al.*, 2020] A. Sophia Koepke, Olivia Wiles, Yael Moses, and Andrew Zisserman. Sight to sound: An end-to-end approach for visual piano transcription. In *IEEE International Conference on Acoustics, Speech and Signal Processing, ICASSP 2020*, pages 1838–1842. IEEE, 2020.
- [Lam *et al.*, 2024] Max WY Lam, Qiao Tian, Tang Li, Zongyu Yin, Siyuan Feng, Ming Tu, Yuliang Ji, Rui Xia, Mingbo Ma, and Xuchen Song. Efficient neural music generation. *Advances in Neural Information Processing Systems*, 36, 2024.

- [Li *et al.*, 2018] Bochen Li, Xinzhao Liu, Karthik Dinesh, Zhiyao Duan, and Gaurav Sharma. Creating a multitrack classical music performance dataset for multimodal music analysis: Challenges, insights, and applications. *IEEE Transactions on Multimedia*, 21(2):522–535, 2018.
- [Liu *et al.*, 2022] Ze Liu, Jia Ning, Yue Cao, Yixuan Wei, Zheng Zhang, Stephen Lin, and Han Hu. Video swin transformer. In *IEEE/CVF Conference on Computer Vision and Pattern Recognition, CVPR 2022*, pages 3192–3201. IEEE, 2022.
- [Oore *et al.*, 2020] Sageev Oore, Ian Simon, Sander Dieleman, Douglas Eck, and Karen Simonyan. This time with feeling: Learning expressive musical performance. *Neural Computing and Applications*, 32(4):955–967, 2020.
- [Panda *et al.*, 2013] Renato Panda, Ricardo Malheiro, Bruno Rocha, Antônio Oliveira, and Rui Pedro Paiva. Multimodal music emotion recognition: A new dataset, methodology and comparative analysis. In *International Symposium on Computer Music Multidisciplinary Research*, 2013.
- [Radford *et al.*, 2021] Alec Radford, Jong Wook Kim, Chris Hallacy, Aditya Ramesh, Gabriel Goh, Sandhini Agarwal, Girish Sastry, Amanda Askell, Pamela Mishkin, Jack Clark, et al. Learning transferable visual models from natural language supervision. In *Proceedings of the 38th International Conference on Machine Learning, ICML 2021*, pages 8748–8763. PMLR, 2021.
- [Raffel, 2016] Colin Raffel. *Learning-Based Methods for Comparing Sequences, with Applications to Audio-to-Midi Alignment and Matching*. Ph.D. dissertation, Dept. Graduate School Arts Sci., Columbia Univ., New York, NY, USA, 2016.
- [Russell and Mehrabian, 1977] James A. Russell and Albert Mehrabian. Evidence for a three-factor theory of emotions. *Journal of research in Personality*, 11(3):273–294, 1977.
- [Russell, 1980] James A. Russell. A circumplex model of affect. *Journal of personality and social psychology*, 39(6):1161, 1980.
- [Su *et al.*, 2020] Kun Su, Xiulong Liu, and Eli Shlizerman. Audeo: Audio generation for a silent performance video. In *Advances in Neural Information Processing Systems*, volume 33, pages 3325–3337, 2020.
- [Su *et al.*, 2021] Kun Su, Xiulong Liu, and Eli Shlizerman. How does it sound? In *Advances in Neural Information Processing Systems*, volume 34, pages 29258–29273, 2021.
- [Sulun *et al.*, 2022] Serkan Sulun, Matthew E. P. Davies, and Paula Viana. Symbolic music generation conditioned on continuous-valued emotions. *IEEE Access*, 10:44617–44626, 2022.
- [Sulun *et al.*, 2024a] Serkan Sulun, Paula Viana, and Matthew E. P. Davies. VEMOCLAP: A video emotion classification web application. *arXiv preprint arXiv:2410.21303*, 2024.
- [Sulun *et al.*, 2024b] Serkan Sulun, Paula Viana, and Matthew E.P. Davies. Movie trailer genre classification using multimodal pretrained features. *Expert Systems with Applications*, 258:125209, 2024.
- [Sulun, 2018] Serkan Sulun. Deep learned frame prediction for video compression. *arXiv preprint arXiv:1811.10946*, 2018.
- [Sun *et al.*, 2020] Jennifer J. Sun, Ting Liu, Alan S. Cowen, Florian Schroff, Hartwig Adam, and Gautam Prasad. Eev: A large-scale dataset for studying evoked expressions from video. *arXiv preprint arXiv:2001.05488*, 2020.
- [Vaswani *et al.*, 2017] Ashish Vaswani, Noam Shazeer, Niki Parmar, Jakob Uszkoreit, Llion Jones, Aidan N. Gomez, Lukasz Kaiser, and Illia Polosukhin. Attention is all you need. In *Advances in Neural Information Processing Systems*, pages 5998–6008, 2017.
- [Wang *et al.*, 2020] Benyou Wang, Donghao Zhao, Christina Lioma, Qiuchi Li, Peng Zhang, and Jakob Grue Simonsen. Encoding word order in complex embeddings. In *8th International Conference on Learning Representations, ICLR 2020*, 2020.
- [Wu and Yang, 2020] Shih-Lun Wu and Yi-Hsuan Yang. The jazz transformer on the front line: Exploring the shortcomings of ai-composed music through quantitative measures. In *Proceedings of the 21th International Society for Music Information Retrieval Conference, ISMIR 2020*, pages 142–149, 2020.
- [Xu *et al.*, 2016] Baohan Xu, Yanwei Fu, Yu-Gang Jiang, Boyang Li, and Leonid Sigal. Heterogeneous knowledge transfer in video emotion recognition, attribution and summarization. *IEEE Transactions on Affective Computing*, 9(2):255–270, 2016.
- [Yang *et al.*, 2008] Yi-Hsuan Yang, Yu-Ching Lin, Heng Tze Cheng, I-Bin Liao, Yeh-Chin Ho, and Homer H. Chen. Toward multi-modal music emotion classification. In *Advances in Multimedia Information Processing - PCM 2008*, volume 5353 of *Lecture Notes in Computer Science*, pages 70–79. Springer, 2008.
- [Zander, 2006] Mark F. Zander. Musical influences in advertising: How music modifies first impressions of product endorsers and brands. *Psychology of Music*, 34(4):465–480, October 2006.
- [Zhao *et al.*, 2018] Hang Zhao, Chuang Gan, Andrew Rouditchenko, Carl Vondrick, Josh McDermott, and Antonio Torralba. The sound of pixels. In *Computer Vision - ECCV 2018 - 14th European Conference*, pages 570–586, 2018.
- [Zhuo *et al.*, 2023] Le Zhuo, Zhaokai Wang, Baisen Wang, Yue Liao, Chenxi Bao, Stanley Peng, Songhao Han, Aixi Zhang, Fei Fang, and Si Liu. Video background music generation: Dataset, method and evaluation. In *IEEE/CVF International Conference on Computer Vision, ICCV 2023*, pages 15591–15601. IEEE, 2023.