

Beyond the Lens: Quantifying the Impact of Scientific Documentaries through Amazon Reviews

Jill Naiman, Aria Pessianzadeh, Hanyu Zhao, AJ Christensen, Alistair Nunn, Shriya Srikanth, Anushka Gami, Emma Maxwell, Louisa Zhang, Sri Nithya Yeragorla and Rezvaneh Rezapour

ABSTRACT

Engaging the public with science is critical for a well-informed population. A popular method of scientific communication is documentaries. Once released, it can be difficult to assess the impact of such works on a large scale, due to the overhead required for in-depth audience feedback studies. In what follows, we overview our complementary approach to qualitative studies through quantitative impact and sentiment analysis of Amazon reviews for several scientific documentaries. In addition to developing a novel impact category taxonomy for this analysis, we release a dataset containing 1296 human-annotated sentences from 1043 Amazon reviews for six movies created in whole or part by a team of visualization designers who focus on cinematic presentations of scientific data. Using this data, we train and evaluate several machine learning and large language models, discussing their effectiveness and possible generalizability for documentaries beyond those focused on for this work. Themes are also extracted from our annotated dataset which, along with our large language model analysis, demonstrate a measure of the ability of scientific documentaries to engage with the public.

CCS CONCEPTS

• **Computing methodologies** → **Natural language processing**; • **Applied computing** → **Media arts**; • **Human-centered computing**;

KEYWORDS

Impact analysis, scientific films, natural language processing, review analysis, large language models

ACM Reference Format:

Jill Naiman, Aria Pessianzadeh, Hanyu Zhao, AJ Christensen, Alistair Nunn, Shriya Srikanth, Anushka Gami, Emma Maxwell, Louisa Zhang, Sri Nithya Yeragorla and Rezvaneh Rezapour . 2018. Beyond the Lens: Quantifying the Impact of Scientific Documentaries through Amazon Reviews. In *Proceedings of Make sure to enter the correct conference title from your rights confirmation emai (Conference acronym 'XX)*. ACM, New York, NY, USA, 10 pages. <https://doi.org/XXXXXXXX.XXXXXXX>

Permission to make digital or hard copies of all or part of this work for personal or classroom use is granted without fee provided that copies are not made or distributed for profit or commercial advantage and that copies bear this notice and the full citation on the first page. Copyrights for components of this work owned by others than the author(s) must be honored. Abstracting with credit is permitted. To copy otherwise, or republish, to post on servers or to redistribute to lists, requires prior specific permission and/or a fee. Request permissions from permissions@acm.org.

Conference acronym 'XX, June 03–05, 2018, Woodstock, NY

© 2018 Copyright held by the owner/author(s). Publication rights licensed to ACM.

ACM ISBN 978-1-4503-XXXX-X/18/06... \$15.00

<https://doi.org/XXXXXXXX.XXXXXXX>

1 INTRODUCTION

Communicating science is an important goal of many societies and institutions [e.g., 63]. Scientific documentaries have long served as an important communication medium for disseminating scientific knowledge to the general public. They bridge the gap between complex scientific concepts and public understanding, often influencing public opinion and policy on critical issues such as climate change, public health, and technology [12, 16, 17, 67, 78]. Cinematic treatments of data visualization in the field of “Cinematic Scientific Visualization” (CSV) [15] such as documentaries and IMAX films can be especially effective in engaging the general public [8, 29, 31, 48]. From a media studies perspective, the narrative techniques and cinematographic strategies employed in documentaries can significantly enhance viewer engagement and retention of information [13, 73, 85]. Research shows that the storytelling aspect of documentaries can lead to greater empathetic understanding and cognitive retention of scientific facts [33, 35]. The emotional responses elicited by documentaries are seen as key drivers for behavioral change and advocacy, influencing how individuals and communities respond to scientific challenges like environmental conservation or disease prevention [14].

The impact of media was studied from the perspective of sociology, examining how documentaries reinforce or challenge cultural norms and societal structures [71]. The results show that documentaries can act as catalysts for social change by highlighting underrepresented issues and providing a platform for marginalized voices, thus fostering a more inclusive public dialogue around scientific and technological advancements [18, 23]. These impacts extend beyond individual viewers to influence societal norms and values. By presenting scientific issues within relatable contexts, documentaries can alter public discourse, catalyze community actions, and even shift policy directions [9]. Moreover, the reach and accessibility of documentaries have been vastly expanded by advances in digital technology and online streaming platforms, which allow for unprecedented dissemination and engagement across diverse global audiences.

Measuring the “impact” of scientific documentaries requires multimodal efforts. There are many decisions that designers of cinematic treatments must contend with in order to make an effective CSV presentation [15, 43, 81] and gauging audience attitudes and cognition can be difficult to do with precision, requiring one-on-one interviews and qualitative analysis [19–21, 32, 42, 43, 74, 75]. Thus, quantitative approaches can be used to complement in-depth qualitative analyses in order to better understand the impact of scientific media. With the emergence of digital platforms, viewers share their immediate reactions and detailed thoughts through online reviews, providing a rich dataset for analyzing public engagement and understanding [e.g., 4]. The interactivity provided by online platforms enhances the dissemination process, as viewers can discuss and

share content, thereby amplifying the documentary’s reach and impact. This engagement is measurable through the analysis of online reviews and social media commentary, which serve as a feedback loop for content creators and scientists alike, indicating which aspects of their presentation meet the audience’s needs and which do not [18, 71].

Previous work showed that while online engagements offer insights into viewer reception, they often lack a systematic approach to quantify the depth and spectrum of influence exerted by documentaries on scientific understanding and behavioral change [71]. An additional shortcoming to prior work is that it often primarily relied on manual qualitative analysis, which is not only labor-intensive but also subject to bias and scalability issues [9, 13, 14]. We address this gap by computationally analyzing the impact of such scientific films using reviews and measuring the impact using a novel taxonomy of change and engagement in conjunction with a systematic approach to manual annotations. This approach employs natural language processing (NLP) techniques to systematically categorize and quantify viewer responses, thus providing a more scalable and objective measure of the documentaries’ effectiveness in enhancing scientific literacy and influencing viewers’ behavior. More specifically, we answer the following questions:

- **RQ1:** What are the most prevalent impacts of scientific documentaries on viewer cognition, attitudes, and interests?
- **RQ2:** What, if any, are some common themes in viewer cognition, attitude, and interests surrounding scientific documentaries?

To answer these questions, we extract reviews from Amazon for six prominent scientific documentaries. We apply text mining and sentiment analysis techniques to evaluate the tone, content, and thematic elements of viewer feedback. This data is further analyzed using our developed taxonomy, which categorizes impacts into “Shift in Cognition (C)”, “Attitudes Toward the Film (A)”, “Interest with Science Topic (S)”, “Impersonal report (I)”, and “Not applicable (N)”. Our data analysis shows that expressing different “Attitudes Toward the Film” is the most common *Impact* type reported in the reviews. The classification results suggest that large language model (LLM)-based classifiers, especially when the full context of the review is added to the prompt, are capable of successfully identifying *Impact* categories and their performance is generalizable to other datasets. Additionally, our thematic analysis of *Impact* groups demonstrates a diverse range of themes in the reviews. Viewers express positive, negative, or mixed feedback as a way of showing their attitude toward the film, while expressing environmental concerns or celebrating cosmic science are some of the themes related to shifts in cognition.

Our paper contributes to the field by (1) providing annotated data on impact, offering a dataset that has been carefully categorized and labeled to reflect the various types of influence that scientific documentaries have on public perception and interest; (2) introducing a novel taxonomy of engagement, which enables a structured analysis of how documentaries affect cognitive, affective, and interest dimensions of their audiences; and (3) employing advanced computational techniques, such as natural language processing and machine learning, to analyze viewer responses in a scalable and unbiased manner. These contributions not only enhance our

understanding of the educational and societal impacts of scientific documentaries but also provide a framework for future research to build upon, improving the effectiveness and reach of science communication through visual media.

2 RELATED WORK

Social media platforms are invaluable resources for understanding public sentiment and behavior, offering real-time access to users’ expressed opinions and emotions. By analyzing vast amounts of social media data, researchers can uncover trends, gauge audience reactions, and explore complex phenomena like consumer behavior and societal attitudes [25, 30]. Platforms like Twitter, Reddit, and YouTube provide large-scale datasets that enable studies to capture real-time feedback and public sentiment at an unprecedented scale in domains such as politics [3, 83], healthcare [6, 40], and education [53, 79]. For instance, sentiment analysis of tweets related to significant global events or media productions, such as the Netflix documentary *Our Planet*, reveals insights into public sentiment and media impact. This analysis helps creators and researchers understand audience engagement and the potential societal influence of content [69]. Similarly, Reddit’s discourse, known for its depth and variety, serves as a valuable source for exploring nuanced discussions and opinions [27, 37, 50].

Sentiment analysis has been central to leveraging social media data for understanding public opinion [68, 70]. Advances in NLP and machine learning have significantly improved sentiment classification tasks. Traditional approaches like Support Vector Machines (SVM) and K-Nearest Neighbors (KNN) have given way to deep learning methods, which excel in handling large, complex datasets [11]. Models such as Long Short-Term Memory (LSTM), Bidirectional LSTM (BiLSTM), and transformers like BERT and RoBERTa have achieved state-of-the-art performance in sentiment analysis [45, 46, 84]. Recent comparisons of machine learning models for social media sentiment analysis reveal that deep learning approaches consistently outperform traditional algorithms. RoBERTa-LSTM hybrids, for instance, demonstrate exceptional accuracy and robustness in Twitter sentiment classification [7]. These models’ ability to understand context and handle large datasets has made them indispensable for analyzing public opinion across diverse media platforms [54, 61, 69].

With the emergence of Large Language Models (LLMs) such as GPT and BERT-based architectures, sentiment analysis has evolved further, leveraging pre-trained models to understand complex linguistic patterns and contextual subtleties. These models enable transfer learning, allowing fine-tuning on specific domains to achieve superior performance compared to traditional and earlier deep learning methods [27, 61]. Studies emphasize the importance of domain-specific tuning of NLP models. For example, the application of sentiment analysis to social media reviews of environmental documentaries or films not only provides feedback on content reception but also sheds light on broader societal attitudes towards environmental issues [1].

Opinion mining goes a step further than sentiment analysis by focusing on specific aspects of text that inform user perspectives. This fine-grained analysis has been applied to social media and online discourse, uncovering detailed insights into user opinions on

products, services, or cultural phenomena [34, 45, 50]. For instance, [45] employed BiLSTM combined with a random forest classifier to identify sentiments across multiple platforms, achieving high accuracy.

Film reviews provide a specifically rich ground for sentiment analysis and opinion mining. They are rich in emotion, context, and critique, making them ideal for studying user opinions and their motivations. Existing research has predominantly focused on sentiment polarity, identifying whether reviews are positive, negative, or (occasionally) neutral. While effective, this binary/ternary classification often misses the granular details of user opinions [60, 66]. Researchers have called for extending these efforts to include opinion mining, which examines the thematic and contextual dimensions of reviews. For instance, [71] introduced “Impact” categories alongside traditional sentiment categories to analyze how specific aspects of films influence their public reception. This nuanced approach revealed critical factors driving engagement, such as emotional resonance and storytelling quality. In addition, [86] emphasizes the importance of incorporating fine-grained sentiment analysis to move beyond simple polarity classification. This involves analyzing not only whether reviews are positive or negative but also understanding the rich contextual and emotional dimensions that shape user opinions. By capturing these subtleties, researchers can uncover deeper insights into audience preferences and motivations, ultimately enabling more tailored and effective content strategies.

Building on this body of work, our research aims to advance the application of NLP and machine learning techniques to film reviews, emphasizing both sentiment and impact analysis. By adopting a fine-grained approach, we seek to identify not only the overall sentiment but also the specific aspects of scientific films that shape public emotions and opinions. This holistic understanding will contribute to a deeper comprehension of user feedback, guiding content creators and industry stakeholders in optimizing their offerings.

3 DATA

3.1 Data Collection

A dataset of 1296 sentences was collected from a total of 1043 Amazon reviews of the six movies produced by a team of visualization designers who focus on cinematic presentations of scientific data (CSVT). Movies include: SuperTornado: Anatomy of a MegaDisaster [56], Birth of Planet Earth [59], Solar Superstorms [55, 77], Seeing the Beginning of Time [57], Space Junk [72], and The Jupiter Enigma [58]. In addition to the 1296 collected for annotation and model training, 400 sentences were collected from Amazon reviews of the the Hubble documentary [76] for final model evaluation. Movies were chosen in collaboration with the [anonymous collaborators] of the CSVT as this team of visual designers expressed interest in quantifying the impact of their works.

Full reviews are downloaded using the selectorlib software package¹ and sentences are generated from full comments using spaCY’s [39] sentence tokenizer². In addition to the full text, the date and rating of the review is also collected.

¹<https://pypi.org/project/selectorlib/>

²<https://spacy.io/api/sentencizer>

3.2 Data Annotation

3.2.1 Taxonomy of Scientific Documentary Impact. In seeking evidence for constructivist learning [e.g., 10], we aim to track written language that indicates a statement about cognition or a statement about engagement. As such, our impact categories are modeled off those used in the analysis of issue-focused documentaries [71] with several updates for our set of scientific documentaries, namely any change or affirmation categories for behavior cognition or emotion [in Table 1, 71] have been replaced with the categories of “Shift in Cognition”, “Attitudes Toward the Film”, and “Interest with Science Topic”. More specifically, while internet comments are collected in too uncontrolled an environment to make any definitive conclusions about learning [e.g., 41], we can identify trends among contributors in their comments associated with learning. Our impact category “Shift in Cognition” represents audiences’ relative ability to identify terms, features, and concepts, up to and including metacognitive discussion of their own cognitive processes.

In our impact categories scheme, we identify engagement through interest and attitudes (impact categories “Attitudes Toward the Film” and “Interest with Science Topic”). Some measures of interest in films can be measured from collected comments. Although they are not conclusive proof of the existence of, or the strength of, a viewer’s interest, patterns across large numbers of viewers can provide useful evidence. We use the category “Interest with Science Topic” when viewers make statements that evaluate the documentary content in its immediate context. The impact category “Impersonal report” is used when a viewer describes events in the film, and “Not Applicable”; is the category used for sentences that do not have a specific relationship to the film or science topic.

Sentiment categories follow the typical three classes of “Positive”, “Neutral” and “Negative” [e.g., 51]. See Table 1 for an overview of these definitions and examples of the combination of sentiment and impact categories used in this work.

3.3 Annotation Procedure

After reviewing the comments, we noticed that individual sentences within a comment can address different impacts and may express opposite sentiments. As a result, we opted to perform annotations at the sentence level. We used the Zooniverse³ citizen science platform, one of the largest platforms for non-professionals to participate in the scientific process, for the annotation process.

Using Zooniverse’s default interface for textual data, we display a single sentence from a comment followed by the sentence within the full comment for context. This display and the first stage of the annotation process is depicted in Figure 1 in which the user is asked to select their first choice for the sentiment category (Positive, Negative, or Neutral). Here, “first choice” is defined as the strongest sentiment expressed in the statement. If there are two equally strong sentiments expressed, then the sentiment that appears first is selected as the “first choice” (the analysis of “second-choice” selections are relegated to a future paper). Once the user has made their selection, they can select “Done” to move to the next stage of the annotation (green button in Figure 1) or “Done & Talk” to ask questions in the main forum (blue button in Figure 1). The annotator is then prompted to repeat the process with their first

³<https://www.zooniverse.org/>

choice for impact category (categories listed in the first column of Table 1).

Annotation of each of the 1296 sentences occur in batches of ≈ 200 sentences, with each sentence in a batch “retired” once three users have completed annotations on the sentence. The breakdown of the number of annotated sentences per movie is shown in Table 2.

3.4 Data Cleaning and Analysis

After completing the annotation on *Sentiment* and *Impact*, we used Cohen’s Kappa [22] to measure the degree of reliability and agreement between the annotators. For sentiment categories, the kappa score is relatively consistent across each category with 0.66 for “Positive” sentiments, 0.67 for “Neutral” sentiments, and 0.68 for “Negative” sentiments. For impact categories, the lowest Kappa measurement is for “Impersonal Report” (0.61) with higher measurements for “Interest in Science Topic”, “Shift in Cognition” and “Not applicable” (0.67) along with “Attitudes Toward the Film” (0.68).

Final sentiment and impact categories were decided by a majority vote. In $\approx 10\%$ of the sentences, where no majority consensus was possible, all annotators discussed each sentence in a group and either a majority-consensus was reached, or the sentence was marked as “no agreement”. This resulted in eight “no agreement” sentences, which we exclude from our analysis. Finally, we excluded sentences that were only emojis or consisted of solely punctuation marks (e.g., “:D”). The composition of the remaining 1286 sentences in sentiment and impact categories is shown as a percentages heatmap in Figure 2 with the per-media breakdown in raw numbers of sentiments of sentiment and impact category per film shown in Table 2.

4 METHODOLOGY

4.1 Classification Models

We leverage three types of classifiers for sentiment and impact classification: (1) three traditional machine learning algorithms, (2) two transformer-based models, and (3) five large language models. To create a train and test set, we split the data into 70% training and 30% test sets. For transformer-based models, we use 20% of the training data for validation. Stratified data split was used based on *Impact* labels to split the data due to an imbalance in the number of each group. We measured the classification performance on the test set after training each model using precision, recall, and F1-scores.

Baseline model: We apply three baseline models, i.e., Support Vector Machine (SVM), Logistic Regression, and Decision Tree Classifier. We used Term Frequency-Inverse Document Frequency (TF-IDF) to vectorize the sentences.

Transformer-based models: We leverage two transformer-based models, i.e., BERT [28] and RoBERTa [52], to classify sentences. Models were fine-tuned using pre-trained weights from bert-base-uncased and roberta-base, respectively. The sentences were tokenized using the corresponding tokenizers (BertTokenizer or RobertaTokenizer). Each tokenized input was truncated or padded to a maximum sequence length of 512 tokens. Fine-tuning was performed using the Hugging Face API ⁴, with training arguments set to three epochs, a batch size of 8, a learning rate scheduler with

500 warmup steps, and a weight decay of 0.01. Model evaluation occurred at the end of each epoch using the validation set.

LLMs: We use GPT3.5 [64] ⁵, GPT4 [65] ⁶, GPT4o ⁷, llama3*8b [2] ⁸ and Mixtral 8*7B [44] ⁹ for classification in two different ways: with and without the full review as the textual context for the target sentence. In the first method (“w/o context”), the model is instructed to predict the correct label for the target sentence based on the definitions provided for each class. This is akin to having the model classify on only the top sentence (without the “Full review”) depicted in Figure 1. In the second approach (with context), the full review is included in the prompt to guide the model in predicting the correct label for the target sentence. This is similar to providing the “Full review” shown in Figure 1 and indicating the target sentence.

For these LLM-based classifiers, we do not use the training data. Instead, we use these models to predict the correct class for the test set using one of the mentioned prompting methods. This is possible due to the in-context learning abilities of advanced LLMs in understanding natural language and performing various linguistic tasks without the need for further training. Temperature is set to 0 for all LLM-models experiments for maximum consistency.

Fine-tuned LLMs: To explore the helpfulness of additional fine-tuning for the classification purpose, we use the training set to fine-tune the models. Once the model is fine-tuned, we calculate the performance metrics on the test set again to assess whether fine-tuning has improved the classification performance.

4.2 Thematic Analysis

To develop a richer understanding of the contextual nuances related to each impact, we employed thematic analysis to extract themes and patterns associated with each impact category. For this purpose, we conducted an in-depth analysis of sentences tagged with each impact category using LLoM [47], an advanced framework for concept induction powered by LLMs.

5 RESULTS

5.1 Classification

Table 3 shows the performance of different classifiers on our dataset. Transformer- and LLM-based classifiers outperformed baseline models. GPT4 and GPT4o with context embedded in the prompts are performing the best compared to similar models, with F1 scores of 0.71 (GPT4o) for *Impact* and 0.85 (GPT4) for *Sentiment*, respectively. Our fine-tuned model of GPT4o resulted in the highest performance for both tasks, 0.76 and 0.88. This confirms the usefulness of fine-tuning LLMs with additional data. We also observe that while using full reviews as context is improving the performance of Sentiment classifiers, its helpfulness for Impact classification seems less significant.

⁵gpt-3.5-turbo-0125

⁶gpt-4-turbo-2024-04-09

⁷gpt-4o-2024-08-06

⁸llama3-8b-8192

⁹mixtral-8x7b-32768

⁴<https://huggingface.co/>

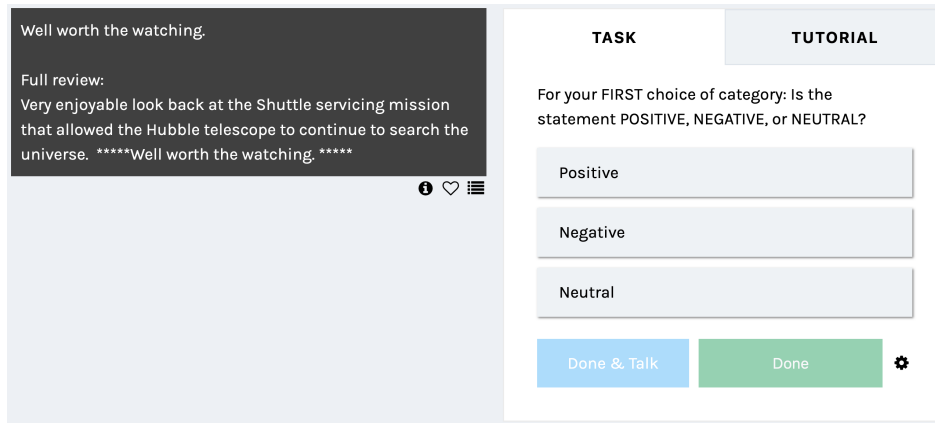


Figure 1: First stage of annotation process in which users are instructed to select their first choice for the sentiment category for each sentence. Each sentence (top) is shown with the context of the full review (bottom). Annotator moves to next stage of annotation with the green “Done” button (or blue “Done & Talk” button to post comments in the project forum). More information (comment URL and film title) are accessed with the circled “i” Info button, and annotation can be saved in the user’s personal collection for later reference with the heart Favorite button.

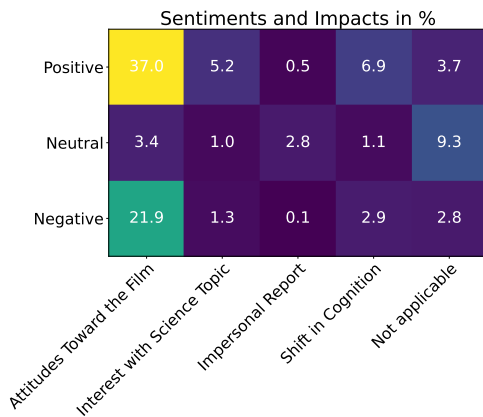


Figure 2: Breakdown of full 1286 sentences in the annotated dataset as described in the “Data” section. Numbers are percentages of the total sentences in the dataset within each Sentiment and Impact combination.

5.2 Error Analysis

To enhance our understanding of our top-performing models, we conducted a detailed analysis of the fine-tuned GPT4o model based on the *Impact* class, which is the central focus of our study. Table 4 shows the F1 score per impact class. “Attitudes Toward the Film” has the highest classification performance of 0.86 while the F1 score for “Impersonal Report” is lowest at 0.42. This disparity may be linked to the imbalance of impact categories in the dataset (as seen across the entire dataset in Figure 2 and Table 2) during fine-tuning process or the more challenging nature of identifying this category.

Figure 3 demonstrates the normalized confusion matrix of *Impact* classes, where we can see the most common type of misclassifications produced by the model. It is evident that “Attitudes Toward the Film” and “Impersonal Report” are most often misclassified as “Shift in Cognition”, while “Interest with Science Topic”, “Not applicable”, and “Shift in Cognition” are mostly misclassified as “Attitudes Toward the Film”.

5.3 Generalizability Test

To evaluate the generalizability of our models in successfully capturing the impact of movies, we apply the best model, defined as having the highest classification performance (“GPT4o Fine-tuned” in Table 3) to the Hubble dataset and predict the labels for both *Impact* and *Sentiment*.

Table 6 shows the distribution of predicted classes for this dataset. While the majority of reviews show “Positive” sentiment toward the Hubble documentary, “Attitudes Toward the Film” is the most frequent type of impact predicted by our model in the movie review. This aligns with the prevalence of the “Attitudes Toward the Film” impact category among the other movies in Figure 1 and Table 2.

To assess the model’s performance, we tasked two annotators with evaluating the accuracy of the predicted labels for both the *Impact* and *Sentiment* categories. The mean agreement for *Impact* is approximately 85.3%. For *Sentiment* agreement is ~87.6%, demonstrating a substantial level of alignment between the annotators and the classification model.

5.4 Thematic Analysis

Table 5 shows the themes of discussions in sentences, labeled with each impact category using LLoM. We exclude “Not applicable” from Table 5 as this category covers a wide variety of comments which are not relevant to the overall analysis of the movies’ impacts.

Impact Category	Sentiment Category		
	Positive (+)	Neutral (0)	Negative (-)
Shift in Cognition (C)	Person encountered a new idea or way of thinking "very informative about the development of tornados and the research behind their formation"	No change in way of thinking "We need to reign in the junk orbiting our planet before e loose something more important than the satellite Iridium 23, like a human life!"	Person expressed disagreement with scientific concepts presented in film "Unfortunately,HUGE lack of actual facts."
Attitudes Toward the Film (A)	Person indicates positive attributes about film attributes "Way cool illustrations of our solar friend and how she can be a bad girl."	Person simply acknowledges film attributes "More technical than I thought it would be."	Person expresses dislike of film attributes "How could something so AWE-SOME and real life be made to be so boring?"
Interest with Science Topic (S)	Person expresses positive interest in science topic presented in film "Space intrigues me greatly, and this was an amazing program. "	Person expresses a connection with the science topic "I've followed supercomputing since inception (and currently run some of their software)."	Person expresses disinterest in science topic "used to intrigue me as a child, but knowing reality and lies are now to be believed over actual evidence leaves me wanting real answers."
Impersonal report (I)	Person describes events in the film with positive connotations "This video reveals the cutting edge science gathered by the Juno Mission to Jupiter."	Person describes events in the film "There's not much footage of the Joplin Tornado itself, most of this is footage of the wreckage."	Person describes events in the film with negative connotations "When there were other scenes to show a specific class of Space Junk then what you saw was simply a different geometric shape and that is it."
Not Applicable (N)	Positive comment, but no specific relation to film or topic "Interesting"	Comment has no specific relation to film or topic "This has never happened before."	Negative comment, but no specific relation to film or topic "Documentaries have tried to be too interesting lately."

Table 1: Sentiment and impact categories with definitions and examples.

Media	Year	# Sentences	Sentiment [%]			Impact [%]				
			+	0	-	A	S	C	I	N
Space Junk	2012	137	53.28	13.14	33.58	73.72	2.92	5.84	5.84	11.68
Solar Superstorms [†]	2013(15)	107	60.75	17.76	21.5	60.75	3.74	11.21	5.61	18.69
SuperTornado	2015	555	54.41	17.12	28.47	60.72	7.03	12.43	3.42	16.4
Seeing the Beginning of Time	2017	233	55.36	14.59	30.04	68.67	10.73	7.73	0.0	12.88
The Jupiter Enigma	2018	219	45.66	25.57	28.77	51.6	10.96	12.79	5.02	19.63
Birth of Planet Earth	2019	35	51.43	14.29	34.29	71.43	2.86	14.29	0.0	11.43

[†] Solar Superstorms sentences come from two media presentations: Solar Superstorms - a TV Episode from "Cosmic Journeys" [77] and a full-length documentary Solar Superstorms: Journey to the Center of the Sun [55].

Table 2: Total number of annotated sentences per media. Single character sentiment and impact codes are defined in Table 1.

Each *Impact* contains several related themes based on how reviewers have described the movie. While sentences labeled as "Attitudes Toward the Film" discuss various positive, negative, or mixed feedback on the movie, reviews tagged with "Shift in Cognition" cover themes such as space science, weather, and environmental

concerns or information quality. Context around "Interest with Science Topic" includes mentions of science and technical aspects, emotional and experiential reactions, content quality, and learning; while "Impersonal Report" often consists of safety issues or historical and informational aspects of the movies. These themes

		Impact			Sentiment		
		P	R	F1	P	R	F1
SVM		0.57	0.61	0.58	0.68	0.65	0.6
Logistic Regression		0.56	0.62	0.57	0.63	0.64	0.63
Decision Tree		0.47	0.61	0.51	0.49	0.55	0.49
BERT		0.56	0.67	0.59	0.75	0.77	0.75
RoBERTa		0.62	0.72	0.66	0.76	0.76	0.76
w/o context	GPT3.5	0.73	0.65	0.67	0.76	0.77	0.76
	GPT4	0.75	0.68	0.69	0.82	0.73	0.75
	GPT4o	0.76	0.68	0.7	0.82	0.7	0.72
	LLama	0.68	0.45	0.47	0.79	0.71	0.73
	Mixtral	0.73	0.52	0.57	0.81	0.74	0.76
with context	GPT3.5	0.68	0.64	0.61	0.77	0.8	0.77
	GPT4	0.73	0.68	0.69	0.86	0.84	0.85
	GPT4o	0.74	0.71	0.71	0.84	0.78	0.8
	LLama	0.67	0.57	0.6	0.8	0.8	0.8
	Mixtral	0.73	0.63	0.62	0.82	0.8	0.81
GPT4o Fine-tuned		0.77	0.77	0.76	0.89	0.87	0.88

Table 3: Classification results for sentiment and impact categories (P: Precision, R: Recall, F1: F1-Score)

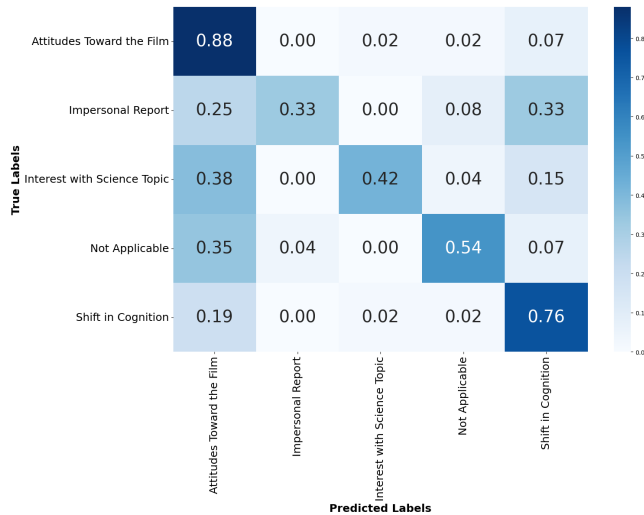


Figure 3: Confusion Matrix of predicted labels for Impact classes using GPT4o finetuned model

collectively show how the viewers have interacted with scientific documentaries and how these movies engaged with their cognition, attitudes, and interests.

6 DISCUSSION

In conversation with the CSVT several of the interests the group emphasized were (1) a desire to see a breakdown between positive and negative views of their documentaries, (2) an understanding of what film attributes might drive a viewer’s opinion of the film,

Attitudes Toward the Film	0.86
Impersonal Report	0.42
Interest with Science Topic	0.52
Not applicable	0.65
Shift in Cognition	0.62

Table 4: F1 score per class for Impact

and (3) that, as often engagement in and of itself is a goal, what measurements of audience engagement might be evident in comments. These interests align with our research questions (“RQ1” and “RQ2”).

RQ1: The most prevalent impacts of scientific documentaries. Our findings highlight the substantial role that scientific documentaries play in shaping audience engagement and attitudes. The predominance of positive sentiments, particularly those linked to “Attitudes Toward the Film” (37% of all sentences), suggests that these films successfully resonate with their audiences, likely due to the compelling storytelling and production quality typical of impactful documentaries. This supports existing literature on the ability of documentary films to evoke emotional responses and create a sense of connection between viewers and experts [24, 62].

The disparity between “Positive”/“Attitudes Toward the Film” (37%) and “Negative”/“Attitudes Toward the Film” (21.9%) further underscores a general trend of audience favorability. This aligns with findings that highlight how carefully crafted documentaries can frame scientific content in ways that promote optimism, curiosity, and a sense of wonder about the natural or scientific world [36]. The approximately ~1.7 greater prevalence of positive over negative sentiments reflects the potential of documentaries to act as persuasive and motivational tools, aligning with interests (1) and (3) of the CSVT, focusing on emotional resonance and knowledge dissemination. “Interest with Science Topic” (5.2%) and “Shift in Cognition” (6.9%) prevalence, as significant secondary impacts, indicate that these films go beyond entertainment, fostering intellectual engagement and engaging with viewer perspectives. This mirrors findings from studies on science communication that emphasize the dual purpose of documentaries: sparking curiosity and promoting critical thinking [26]. The fact that these impact types, although not the most prevalent, still contribute to a notable portion of the dataset shows that documentaries can serve as informal educational tools, stimulating deeper engagement with scientific topics and potentially influencing public understanding of science.

RQ2: Common themes and discourse in viewers’ feedback. As indicated in Table 5, there are several themes that align with each impact category. For example, attitudes toward the film which lean negative often mention poor narration or production quality or a lack of excitement, while positive attitudes mention a desire for similar content and that the content is engaging and informative. These thematic trends align with interest (2) of the CSVT.

Additionally, many themes listed in Table 5 involve engagement as well as the visualization/technical aspects of the films, aligning with interest (3) of the CSVT. Not only is engagement talk more evidence of learning, but it is also a building block that can lead to

Impact class	Themes	Examples
Attitudes Toward the Film	Positive Engagement and Impact e.g. Positive feedback, Desire for more similar content, Describing the movie as engaging & informative	Very interesting and informative, liked it a lot.
	Negative Feedback and Criticism e.g. Poor narrative, lack of excitement, poor production or unengaging experience	Kind of boring bearly any action
	Content Features e.g. Visuals and graphics, Technical and scientific features, Historical or factual aspects of the movie	The graphics are... OUT OF THIS WORLD.
	Mixed Opinions or Doubt e.g. Skepticism or criticism	The quality of this film is very good, but someone should have checked for misinformation in the script.
Shift in Cognition	Space and Cosmic Science e.g. Orbital Mechanics, Cosmic Learning	Jupiter is a stunningly gorgeous planet, and it's amazing to finally learn some of its secrets.
	Weather and Environmental Concerns e.g. Structural Safety, Weather Knowledge, Environmental Impact	It's about a terrible disaster to a community, but also how they came back together.
	Criticism and Information Quality e.g. Misleading or Incorrect, Lack of Clarity or New Insights	I gave this 2 stars because they had some facts wrong.
Interest with Science Topic	Science and Technical Aspects e.g. Technical Expertise, Weather Science, Science Exploration, Space Interest	If observing and learning of the universe is your thing, you will love this.
	Emotional and Experiential Reactions e.g. Uncertainty or Suspense, Emotional Experience, Relaxation or Fatigue	The first documentary leaves us hanging, will Juno be able to do what its designers want it to do
	Content Quality and Presentation e.g. Media Coverage, Storytelling, Interesting Content, Critical Perspective	Best of all, it is based upon a true story.
	Learning and Engagement e.g. Informative Enjoyment, Progress and Improvement	It's an interesting movie subject wise but if it had better 3D, I be drawn to see it again.
Impersonal Report	Tornado and Safety e.g. Building Safety, Tornado Consequences	This documentary describes positive building code changes to help avert total demolition in a tornado like this.
	Space and Astronomy e.g. Space Debris, Solar Phenomena, Planetary Systems	An hour of video images of solar observatory and computer simulations of solar process and flares.
	Historical and Informational Content e.g. Historical Events, Interviews and Reports	An 1859 type event will occur again and cause 1 to 2 Trillion dollars in damage

Table 5: Themes related to each Impact category

Impact	Sentiment	
Attitudes Toward the Film	307	Positive 250
Not applicable	50	Neutral 94
Interest with Science Topic	17	Negative 56
Shift in Cognition	15	
Impersonal Report	11	

Table 6: Distribution of predicted classes for Hubble dataset

behaviors with prosocial impact, like de-stigmatizing and sharing science information with community in informal environments, improving personal science identity which can lead to the growth of future science professionals, and advocating for more research funding, political support, and science-motivated decision making [e.g., 49].

The themes identified further highlight the dual role of media and documentary films: as both educational tools and catalysts for societal discourse. Research has shown that media content with high production quality and strong narrative elements fosters emotional engagement, which can enhance message retention and stimulate critical thinking among viewers [8, 16, 31, 48]. This underscores the importance of persuasive storytelling and high-quality visuals, as they play a critical role in bridging the gap between scientific content and public understanding. Moreover, the recurring themes

of engagement and learning reflect the capacity of documentaries to create shared cultural moments that go beyond individual experiences. Studies suggest that collaborative viewing and subsequent discussions can amplify the influence of documentaries, encouraging viewers to reflect on social norms and consider alternative perspectives [38, 80].

Finally, the themes show the potential for documentaries to reinforce or challenge preconceived notions about science. For instance, when technical visualization aspects are well-executed, they not only enhance comprehension but also demystify complex scientific processes, making science appear more accessible and inclusive [82]. These findings align with the broader literature emphasizing that media's impact is mediated not just by content but also by how that content resonates with and activates viewers' values, beliefs, and aspirations [71].

7 CONCLUSION AND FUTURE WORK

Beyond the immediate goals of the CSVT the results of our best model as outlined in Table 3 and Section 5.1 indicate it is likely the model could be utilized on future productions by the CSVT and other teams in order to estimate the impact of their produced works. Additionally, the results of our generalizability analysis presented in Table 6 and Section 5.3 indicate the model should be applicable to a wide range of scientific CSV-style documentaries.

While our model was trained and tested on Amazon comments, our collaboration also has access to YouTube comments for a subset of the analyzed films. Future work will include an analysis of these comments – there is evidence of a bias toward more negative reviews on YouTube [e.g. 5], making such a comparison a test of the inter-platform generalizability of our model.

The CSVT expressed interest in tying specific learning goals to sentiment and impact categories and/or impact themes. As learning goals are often developed to guide the creation of these scientific documentaries and are integral to grant funding, our large-scale quantitative analysis of the impact of these scientific documentaries would be a useful complement to the smaller-scale audience-based feedback the CSVT currently collects. While beyond the scope of the present work, future research with a larger dataset of cross-platform and multilingual input could benefit from this more detailed analysis.

Overall, our results underscore the multifaceted impact of scientific documentaries. They engage audiences emotionally, provoke intellectual curiosity, and influence perceptions, making them a powerful medium for science communication. Our findings contribute to a growing body of evidence on the effectiveness of media in bridging the gap between science and the public, emphasizing the value of leveraging documentaries to achieve broader educational and societal goals. Future research could explore the long-term impacts of such engagement, particularly in terms of sustained interest in science and changes in behavior or policy advocacy.

REFERENCES

- [1] Alberto Acerbi, Josh Burns, Umut Cabuk, Jakub Kryczka, Bettina Trapp, John J. Valletta, and Alex Mesoudi. 2023. Sentiment analysis of the Twitter response to Netflix's Our Planet documentary. *Conservation Biology: The Journal of the Society for Conservation Biology* 37, 4 (2023), e14060. <https://doi.org/10.1111/cobi.14060>
- [2] AI@Meta. 2024. Llama 3 Model Card. (2024). https://github.com/meta-llama/llama3/blob/main/MODEL_CARD.md
- [3] Dimosthenis Antypas, Alun Preece, and Jose Camacho-Collados. 2023. Negativity spreads faster: A large-scale multilingual twitter analysis on the role of sentiment in political communication. *Online Social Networks and Media* 33 (2023), 100242. <https://doi.org/10.1016/j.osnem.2023.100242>
- [4] Orestes Appel, Francisco Chiclana, Jenny Carter, and Hamido Fujita. 2016. A hybrid approach to the sentiment analysis problem at the sentence level. *Knowledge-Based Systems* 108 (2016), 110–124. <https://doi.org/10.1016/j.knsys.2016.05.040> New Avenues in Knowledge Bases for Natural Language Processing.
- [5] Fatemeh Ardestani. 2024. YouTube emotions and ratings on Amazon: An in-depth analysis. (2024).
- [6] Fernando Arias, Mayté Zambrano Núñez, Ariel Guerra-Adames, Nathalia Tejedor-Flores, and Miguel Vargas-Lombardo. 2022. Sentiment Analysis of Public Social Media as a Tool for Health-Related Topics. *IEEE Access* 10 (2022), 74850–74872. <https://doi.org/10.1109/ACCESS.2022.3187406>
- [7] et. al Arif Ridho Lubis. 2023. Comparison of Transformer Based and Traditional Models on Sentiment Analysis on Social Media Datasets. *IEEE Explore* (2023). <https://ieeexplore.ieee.org/document/10331232>
- [8] Agnaldo Arroio. 2010. Context based learning: A role for cinema in science education. *Science Education International* 21 (09 2010).
- [9] Eylem Atakav. 2024. The impact of documentary filmmaking. *Academic Quarter/ Akademisk kvarter* (2024).
- [10] Steve Olusegun Bada and Steve Olusegun. 2015. Constructivism learning theory: A paradigm for teaching and learning. *Journal of Research & Method in Education* 5, 6 (2015), 66–70.
- [11] Malti Bansal, Apoorva Goyal, and Apoorva Choudhary. 2022. A comparative analysis of K-Nearest Neighbor, Genetic, Support Vector Machine, Decision Tree, and Long Short Term Memory algorithms in machine learning. *Decision Analytics Journal* 3 (2022), 100071. <https://doi.org/10.1016/j.dajour.2022.100071>
- [12] David G. Barnes and Christopher J. Fluke. 2008. Incorporating interactive three-dimensional graphics in astronomy research papers. *NA* 13, 8 (Nov. 2008), 599–605. <https://doi.org/10.1016/j.newast.2008.03.008> arXiv:0709.2734 [astro-ph]
- [13] Diana Barrett and Sheila Leddy. 2008. *Assessing creative media's social impact*. Fledgling Fund Wilmington, DE, USA.
- [14] Ashley Bieniek-Tobasco, Sabrina McCormick, Rajiv N Rimal, Cherise B Harrington, Madelyn Shafer, and Hina Shaikh. 2019. Communicating climate change through documentary film: Imagery, emotion, and efficacy. *Climatic Change* 154 (2019), 1–18.
- [15] Kalina Borkiewicz, Eric Jensen, Stuart Levy, and Jill P Naiman. 2022. Introducing cinematic scientific visualization: a new frontier in science communication. *Impact of Social Sciences Blog* (2022).
- [16] Kalina Borkiewicz, Jill P Naiman, and Haoming Lai. 2019. Cinematic visualization of multiresolution data: Ytini for adaptive mesh refinement in houdini. *The Astronomical Journal* 158, 1 (2019), 10.
- [17] Kalina Borkiewicz, J. P. Naiman, and Haoming Lai. 2019. Cinematic Visualization of Multiresolution Data: Ytini for Adaptive Mesh Refinement in Houdini. *Astron. J.* 158, 1, Article 10 (July 2019), 10 pages. <https://doi.org/10.3847/1538-3881/ab1f6f> arXiv:1808.02860 [cs.GR]
- [18] Layla Bouzoubaa and Rezvaneh Rezapour. 2024. Euphoria's Hidden Voices: Examining Emotional Resonance and Shared Substance Use Experience of Viewers on Reddit.
- [19] Zoë Buck. 2013. The effect of color choice on learner interpretation of a cosmology visualization. *Astronomy Education Review* 12, 1 (2013).
- [20] Nick Cawthon and Andrew Vande Moere. 2007. The effect of aesthetic on the usability of data visualization. In *2007 11th International Conference Information Visualization (IV'07)*. IEEE, 637–648.
- [21] Chaomei Chen. 2005. Top 10 unsolved information visualization problems. *IEEE computer graphics and applications* 25, 4 (2005), 12–16.
- [22] Jacob Cohen. 1960. A coefficient of agreement for nominal scales. *Educational and psychological measurement* 20, 1 (1960), 37–46.
- [23] David Conrad-Pérez, Caty Borum, Jacqueline Olive, Lisa Flick Wilson, Vanessa Jackson, and Shakita Brooks Jones. 2022. Breaking cultures of silence: Learnings from a participatory community-centred approach to leveraging and researching documentaries for social change. *Journal of Alternative & Community Media* 7, 1 (2022), 3–22.
- [24] John Corner. 2002. Performing the real: Documentary diversions. *Television & new media* 3, 3 (2002), 255–269.
- [25] Katsiaryna Cortis and Brian Davis. 2021. Over a decade of social opinion mining: a systematic review. *Artificial Intelligence Review* 54 (2021), 4873–4965. <https://doi.org/10.1007/s10462-021-10030-2>
- [26] Michael F Dahlstrom. 2014. Using narratives and storytelling to communicate science with nonexpert audiences. *Proceedings of the national academy of sciences* 111, supplement_4 (2014), 13614–13620.
- [27] Xiang Deng, Vasilisa Bashlovkina, Feng Han, Simon Baumgartner, and Michael Bendersky. 2023. What do LLMs Know about Financial Markets? A Case Study on Reddit Market Sentiment Analysis. In *Companion Proceedings of the ACM Web Conference 2023* (Austin, TX, USA) (*WWW '23 Companion*). Association for Computing Machinery, New York, NY, USA, 107–110. <https://doi.org/10.1145/3543873.3587324>
- [28] Jacob Devlin, Ming-Wei Chang, Kenton Lee, and Kristina Toutanova. 2018. BERT: Pre-training of Deep Bidirectional Transformers for Language Understanding. *CoRR* abs/1810.04805 (2018). arXiv:1810.04805 <http://arxiv.org/abs/1810.04805>
- [29] Leroy W Dubeck, Suzanne E Moshier, and Judith E Boss. 2004. *Fantastic voyages: Learning science through science fiction films*. Springer Science & Business Media.
- [30] Imane El Alaoui, Younès Gahi, Rachid Messoussi, Youssef Chaabi, Annick Todskoff, and Abdelilah Kobi. 2018. A novel adaptable approach for sentiment analysis on big social data. *Journal of Big Data* 5, 1 (2018), 12. <https://doi.org/10.1186/s40537-018-0120-0>
- [31] Steven L Franconeri, Lacey M Padilla, Priti Shah, Jeffrey M Zacks, and Jessica Hullman. 2021. The science of visual data communication: What works. *Psychological Science in the public interest* 22, 3 (2021), 110–161.
- [32] John Fraser, Joe E Heimlich, John Jacobsen, Victor Yocco, Jessica Sickler, Jim Kisiel, Mary Nucci, Lance Ford Jones, and Jeanie Stahl. 2012. Giant screen film and science learning in museums. *Museum Management and Curatorship* 27, 2 (2012), 179–195.
- [33] Sunanda Prabhu Gaunkar, Ellen Askey, Meira Chasman, Kosuke Takaira, Calahan Smith, Amanda Murphy, and Nancy Kawalek. 2022. Exploring the effectiveness of documentary film for science communication. In *2022 IEEE International Conference on Quantum Computing and Engineering (QCE)*. IEEE, 697–700.
- [34] Patrick Gerard, Nicholas Botzter, and Tim Weninger. 2023. Truth Social Dataset. *Proceedings of the International AAAI Conference on Web and Social Media* 1 (Jun. 2023), 1034–1040.
- [35] Daniel Ginting, Ross M Woods, Yusawinur Barella, Liem Satya Limanta, Ahmad Madkur, and Heng Ee How. 2024. The Effects of Digital Storytelling on the Retention and Transferability of Student Knowledge. *SAGE Open* 14, 3 (2024), 21582440241271267.
- [36] Jane Gregory and Steve Miller. 1998. *Science in public: Communication, culture, and credibility*. Plenum Press.
- [37] Alessio Guerra and Oktay Karakuş. 2023. Sentiment analysis for measuring hope and fear from Reddit posts during the 2022 Russo-Ukrainian conflict. *Frontiers in Artificial Intelligence* 6 (2023). <https://doi.org/10.3389/frai.2023.1163577>

- [38] Karen Hirsch and Matt Nisbet. 2007. Documentaries on a Mission: How nonprofits are making movies for public engagement. *Future of Public Media Project Report*. Available online: [\(https://cmsimpact.org/resource/documentaries-on-a-mission-how-nonprofitsare-making-movies-for-public-engagement/\(accessed on 3 November 2020\)\)](https://cmsimpact.org/resource/documentaries-on-a-mission-how-nonprofitsare-making-movies-for-public-engagement/(accessed%20on%203%20November%202020)) (2007).
- [39] Matthew Honnibal and Ines Montani. 2017. spaCy 2: Natural language understanding with Bloom embeddings, convolutional neural networks and incremental parsing. (2017). To appear.
- [40] Shaik Asif Hussain and Sana Al Ghawi. 2023. Sentiment Analysis of Real-Time Health Care Twitter Data Using Hadoop Ecosystem. In *Hybrid Intelligent Systems*, Ajith Abraham, Tzung-Pei Hong, Ketan Kotecha, Kun Ma, Pooja Manghir-malani Mishra, and Niketa Gandhi (Eds.). Springer Nature Switzerland, Cham, 453–463.
- [41] Eric Allen Jensen. 2017. Putting the methodological brakes on claims to measure national happiness through Twitter: Methodological limitations in social media analytics. *PLOS ONE* 12, 9 (Sept. 2017), e0180080. <https://doi.org/10.1371/journal.pone.0180080> Publisher: Public Library of Science.
- [42] Eric A. Jensen, Kalina Borkiewicz, Jeff Carpenter, Stuart Levy, and Jill P. Naiman. 2024. Transforming Science Narratives? The Impact of Explanatory Labels of 3D Data Visualization on Public Understanding of Space Science. (2024).
- [43] Eric A Jensen, Kalina Borkiewicz, Jill P Naiman, Stuart Levy, and Jeff Carpenter. 2023. Evidence-Based Methods of Communicating Science to the Public through Data Visualization. *Sustainability* 15, 8 (2023), 6845.
- [44] Albert Q Jiang, Alexandre Sablayrolles, Antoine Roux, Arthur Mensch, Blanche Savary, Chris Bamford, Devendra Singh Chaplot, Diego de las Casas, Emma Bou Hanna, Florian Bressand, et al. 2024. Mixtral of experts. *arXiv preprint arXiv:2401.04088* (2024).
- [45] Keshav Kapur and Rajitha Harikrishnan. 2022. Comparative Study of Sentiment Analysis for Multi-Sourced Social Media Platforms. *arXiv:2212.04688 [cs.CL]* <https://arxiv.org/abs/2212.04688>
- [46] et. al Kian Long Tan, Chin Poo Lee. 2022. RoBERTa-LSTM: A Hybrid Model for Sentiment Analysis With Transformer and Recurrent Neural Network. *IEEE Xplore* (2022). <https://ieeexplore.ieee.org/document/9716923>
- [47] Michelle S Lam, Janice Teoh, James A Landay, Jeffrey Heer, and Michael S Bernstein. 2024. Concept Induction: Analyzing Unstructured Text with High-Level Concepts Using LLoM. In *Proceedings of the CHI Conference on Human Factors in Computing Systems*. 1–28.
- [48] Elsie Lee-Robbins and Eytan Adar. 2022. Affective learning objectives for communicative visualizations. *IEEE Transactions on Visualization and Computer Graphics* 29, 1 (2022), 1–11.
- [49] Elsie Lee-Robbins and Eytan Adar. 2022. Affective Learning Objectives for Communicative Visualizations. <http://arxiv.org/abs/2208.04078> arXiv:2208.04078 [cs].
- [50] Bing Liu and Lei Zhang. 2012. *A Survey of Opinion Mining and Sentiment Analysis*. Springer US, 415–463. https://doi.org/10.1007/978-1-4614-3223-4_13
- [51] Bing Liu and Lei Zhang. 2012. *A Survey of Opinion Mining and Sentiment Analysis*. Springer US, Boston, MA, 415–463. https://doi.org/10.1007/978-1-4614-3223-4_13
- [52] Yinhan Liu, Myle Ott, Naman Goyal, Jingfei Du, Mandar Joshi, Danqi Chen, Omer Levy, Mike Lewis, Luke Zettlemoyer, and Veselin Stoyanov. 2019. RoBERTa: A Robustly Optimized BERT Pretraining Approach. *CoRR* abs/1907.11692 (2019). <http://arxiv.org/abs/1907.11692>
- [53] Tianhua Luo, Christopher Freeman, and Jillian Stefaniak. 2020. "Like, comment, and share"—professional development through social media in higher education: A systematic review. *Education Tech Research Dev* 68 (2020), 1659–1683. <https://doi.org/10.1007/s11423-020-09790-5>
- [54] Arvin R. De La Cruz Lyberius Ennio F. Taruc. 2024. Quantifying the Effectiveness of Student Organization Activities using Natural Language Processing. *arXiv preprint arXiv:2408.08694* (2024). <https://arxiv.org/abs/2408.08694>
- [55] [Anonymized]MagellanTV. 2015. Solar Superstorms: Journey to the Center of the Sun.
- [56] [Anonymized]MagellanTV. 2015. SuperTornado: Anatomy of a MegaDisaster.
- [57] [Anonymized]MagellanTV. 2017. Seeing the Beginning of Time.
- [58] [Anonymized]MagellanTV. 2018. Space Junk.
- [59] [Anonymized]MagellanTV. 2019. Birth of Planet Earth.
- [60] Soufiane El Mrabti, Jaouad El-Mekkaoui, Adil Hachmoud, and Mohamed Lazaar. 2024. An explainable machine learning model for sentiment analysis of online reviews. *Knowledge-Based Systems* (2024). <https://api.semanticscholar.org/CorpusID:271804152>
- [61] Junichiro Niimi. 2024. Dynamic Sentiment Analysis with Local Large Language Models using Majority Voting: A Study on Factors Affecting Restaurant Evaluation. *arXiv preprint arXiv:2407.13069* (2024). <https://arxiv.org/abs/2407.13069>
- [62] Matthew C Nisbet and Patricia Aufderheide. 2009. Documentary film: Towards a research agenda on forms, functions, and impacts. *Mass Communication and Society* 12, 4 (2009), 450–456.
- [63] National Academies of Sciences Engineering and Medicine. 2017. *Communicating Science Effectively: A Research Agenda*. The National Academies Press, Washington, DC. <https://doi.org/10.17226/23674>
- [64] OpenAI. 2023. ChatGPT: Optimizing Language Models for Dialogue. <https://openai.com/chatgpt>. Accessed: 2024-11-26.
- [65] OpenAI. 2023. GPT-4 Technical Report. <https://openai.com/research/gpt-4>. Accessed: 2024-11-26.
- [66] Neelam Chaplot Palak Baid, Apoorva Gupta. 2017. Sentiment Analysis of Movie Reviews using Machine Learning Techniques. *International Journal of Computer Applications* 179, 7 (Dec 2017), 45–49. <https://doi.org/10.5120/ijca2017916005>
- [67] D. Punzo, J. M. van der Hulst, J. B. T. M. Roerdink, T. A. Oosterloo, M. Ramatsoku, and M. A. W. Verheijen. 2015. The role of 3-D interactive visualization in blind surveys of H I in galaxies. *Astronomy and Computing* 12 (Sept. 2015), 86–99. <https://doi.org/10.1016/j.ascom.2015.05.004> arXiv:1505.06976 [astro-ph.IM]
- [68] Cheng Qian, Nitya Mathur, Nor Hidayati Zakaria, Rameshwar Arora, Vedika Gupta, and Mazlan Ali. 2022. Understanding public opinions on social media for financial sentiment analysis using AI-based techniques. *Information Processing & Management* 59, 6 (2022), 103098. <https://doi.org/10.1016/j.ipm.2022.103098>
- [69] et. al Ravita Chahar. 2023. Machine Learning-based Sentiment Analysis: A Comprehensive Review. *IEEE Xplore* (2023). <https://ieeexplore.ieee.org/document/10533989>
- [70] Ana Reyes-Menendez, José Ramón Saura, and Cesar Alvarez-Alonso. 2018. Understanding #WorldEnvironmentDay User Opinions in Twitter: A Topic-Based Sentiment Analysis Approach. *International Journal of Environmental Research and Public Health* 15, 11 (2018). <https://doi.org/10.3390/ijerph15112537>
- [71] Rezvaneh Rezapour and Jana Diesner. 2017. Classification and detection of micro-level impact of issue-focused documentary films based on reviews. In *Proceedings of the 2017 ACM Conference on Computer Supported Cooperative Work and Social Computing*. 1419–1431.
- [72] [Anonymized]RLJ Entertainment. 2012. Space Junk.
- [73] Ellen Agustine Saputra. 2022. Impactful Storytelling and Social Advocacy in Documentary Filmmaking: Studies of Documentary Impact Methods. In *International Conference on Sustainability in Creative Industries*. Springer, 165–173.
- [74] Lisa Smith, Kimberly Arcand, Randall Smith, Jay Bookbinder, and Jeffrey Smith. 2017. Capturing the many faces of an exploded star: communicating complex and evolving astronomical data. *Journal of Science Communication* 16, 5 (2017), A02.
- [75] Lisa F Smith, Jeffrey K Smith, Kimberly K Arcand, Randall K Smith, and Jay A Bookbinder. 2015. Aesthetics and Astronomy: How Museum Labels Affect the Understanding and Appreciation of Deep-Space Images. *Curator: The Museum Journal* 58, 3 (2015), 282–297.
- [76] [Anonymized]Toni Myers. 2010. Hubble.
- [77] [Anonymized]TVF International. 2013. Solar Superstorms.
- [78] Frédéric P. A. Vogt, Chris I. Owen, Lourdes Verdes-Montenegro, and Sanchayeeta Borthakur. 2016. Advanced Data Visualization in Astrophysics: The X3D Pathway. *ApJ* 818, 2, Article 115 (Feb. 2016), 115 pages. <https://doi.org/10.3847/0004-637X/818/2/115> arXiv:1510.02796 [astro-ph.IM]
- [79] Samer Abdulateef Waheeb, Naseer Ahmed Khan, and Xuequn Shang. 2022. Topic Modeling and Sentiment Analysis of Online Education in the COVID-19 Era Using Social Networks Based Datasets. *Electronics* 11, 5 (2022). <https://doi.org/10.3390/electronics11050715>
- [80] David Whiteman. 2009. Documentary film as policy analysis: The impact of yes, in my backyard on activists, agendas, and policy. *Mass Communication and Society* 12, 4 (2009), 457–477.
- [81] Keith Woodward, John Paul Jones III, Linda Vigdor, Sallie A Marston, Harriet Hawkins, and Deborah P Dixon. 2015. One sinister hurricane: Simondon and collaborative visualization. *Annals of the Association of American Geographers* 105, 3 (2015), 496–511.
- [82] Yang Yang and Jill E Hobbs. 2020. The power of stories: Narratives and information framing effects in science communication. *American Journal of Agricultural Economics* 102, 4 (2020), 1271–1296.
- [83] Moran Yarchi, Christian Baden, and Neta Kligler-Vilenchik. 2021. Political Polarization on the Digital Sphere: A Cross-platform, Over-time Analysis of Interactional, Positional, and Affective Polarization on Social Media. *Political Communication* 38, 1–2 (2021), 98–139. <https://doi.org/10.1080/10584609.2020.1785067>
- [84] et. al Yasir Ali Solangi. 2019. Review on Natural Language Processing (NLP) and Its Toolkits for Opinion Mining and Sentiment Analysis. *IEEE Xplore* (2019). <https://ieeexplore.ieee.org/abstract/document/8629198>
- [85] Sara K Yeo, Andrew R Binder, Michael F Dahlstrom, and Dominique Brossard. 2018. An inconvenient source? Attributes of science documentaries and their effects on information-related behavioral intentions. *Journal of Science Communication* 17, 2 (2018), A07.
- [86] Liang Yue, Wen Chen, Xiaoyu Li, Weiliang Zuo, and Minghao Yin. 2019. A survey of sentiment analysis in social media. *Knowledge and Information Systems* 60 (2019), 617–663. <https://doi.org/10.1007/s10115-018-1236-4>