

# RANDOM QUOTIENTS OF FREE PRODUCTS

EDUARD EINSTEIN, SURAJ KRISHNA M S, MURPHYKATE MONTEE, THOMAS NG,  
AND MARKUS STEENBOCK

**ABSTRACT.** We introduce a density model for random quotients of a free product of finitely generated groups. We prove that a random quotient in this model has the following properties with overwhelming probability: if the density is below  $1/2$ , the free factors embed into the random quotient and the random quotient is hyperbolic relative to the free factors. Further, there is a phase transition at  $1/2$ , with the random quotient being a finite group above this density. If the density is below  $1/6$ , the random quotient is cubulated relative to the free factors. Moreover, if the free factors are cubulated, then so is the random quotient.

## 1. INTRODUCTION

Gromov’s density model of random groups is an oft-used tool for studying ‘generic’ properties of groups. The model is defined as follows: Let  $n \geq 2, \ell > 0, 0 < d < 1$ . A *Gromov random group* (see [Gro93]) is given by a presentation  $\langle S | \mathcal{R} \rangle$ , where  $|S| = n$  and  $\mathcal{R}$  is a collection of  $(2n - 1)^{d\ell}$  cyclically reduced words on the alphabet  $S$  of length  $\ell$ , chosen uniformly at random with replacement. The value  $d$  is called the *density*. Traditionally, we fix a density  $d$  and a number of generators  $n$ , and say that a property  $P$  holds *with overwhelming probability* if the probability of a random group satisfying  $P$  tends to 1 as  $\ell \rightarrow \infty$ .

When  $d < 1/2$ , with overwhelming probability a Gromov random group is torsion-free non-elementary hyperbolic; on the other hand, when  $d > 1/2$ , with overwhelming probability a random group is either trivial or  $\mathbb{Z}/2\mathbb{Z}$  [Gro93; OW11]. Other properties of random groups also exhibit a phase transition phenomenon, that is, there is a threshold density  $d_0$  above and below which some property is either satisfied or not satisfied with overwhelming probability. These properties include small cancellation conditions [Oll04b; Tsa22], satisfying Greendlinger’s lemma [Oll04b], a Freiheitssatz-type property [Tsa23], and Property (T) (folklore). For the last property, the threshold density is currently unknown, though it is known to be at most  $1/3$  [Žuk03; KK13] and no less than  $1/4$  [Ash22]. It is unknown if there is a threshold density for cubulation (that is, acting geometrically on a CAT(0) cube complex). Ollivier–Wise showed in [OW11] that for  $d < 1/6$ , Gromov random groups are, with overwhelming probability, cubulated, and Mackay–Przytycki and Montee [MP15; Mon23] extended these results to cocompact, but not necessarily proper, actions on CAT(0) cube complexes for  $d < 3/14$ .

**1.1. The free product density model.** In this paper, we initiate the study of random quotients of free products of groups and obtain a few analogous results. We do so by defining a density model for random quotients that uses the action of a

free product on a suitable Bass–Serre tree  $T$ . This is directly inspired by Gromov’s model: words of length  $\ell$  in a free group correspond to the finite set of elements that have translation length  $\ell$  on its Cayley graph. Note that, in our case,  $T$  is not locally finite whenever one of the free factors is infinite, so the set of all loxodromic elements of a fixed translation length is infinite. For this reason, we choose a density  $d$  random set of relators from a natural finite subset of loxodromic elements of fixed translation length.

**Definition 1.1.** Let  $n \geq 2, m \geq 1, \ell > 0, 0 < d < 1$ . Let  $\mathcal{G} = (G_1, \dots, G_n)$  be an  $n$ -tuple of nontrivial finitely generated groups. Moreover, we suppose that if  $n = 2$ , then  $G_1$  or  $G_2$  is not isomorphic to  $\mathbb{Z}/2\mathbb{Z}$ , so that  $G_1 * G_2$  is not virtually cyclic. Let  $S_i$  denote a finite generating set for  $G_i$ . Let  $B_i(m) \subseteq G_i$  be the set of non-trivial elements in the ball of radius  $m$  in the word metric with respect to  $S_i$ . Let  $\mathcal{S}_\ell$  be the set of cyclically reduced words of free-product length  $\ell$  on the alphabet  $\bigcup B_i(m)$ , and let  $\mathcal{R} \subset \mathcal{S}_\ell$  be a subset chosen by selecting  $|\mathcal{S}_\ell|^d$  words from  $\mathcal{S}_\ell$  uniformly at random, with replacement. Then the group  $G = G_1 * \dots * G_n / \langle\langle \mathcal{R} \rangle\rangle$  is a random group in the *free product density model* of random groups on  $G_1, \dots, G_n$ . We write  $G \sim \mathcal{FPD}(\mathcal{G}; d, m, \ell)$  to indicate that  $G$  is a random group in this model. We say that a group in  $\mathcal{FPD}(\mathcal{G}; d, m, \ell)$  satisfies a property  $P$  with *overwhelming probability* if  $\lim_{\ell \rightarrow \infty} \mathbb{P}(P) = 1$ .

For readers familiar with the notion of *angle* in this context, note that the set  $\mathcal{S}_\ell$  consists of the elements of translation length  $\ell$  in the Bass–Serre tree  $T$  that subtend an angle at most  $m$  at each turn. We note that the model depends on the choice of a finite generating set for each group  $G_i$ .

As the hyperbolic geometry of a free group is reflected by its action on its Cayley graph, so too is the relative hyperbolic geometry of a free product reflected by its action on the Bass–Serre tree. From this point of view, our model is a natural generalization of the Gromov model to quotients of free products. The use of the Bass–Serre tree allows us to push many of the methods that have been used to study Gromov random groups to this setting.

Our first theorem below shows that there is a threshold density ( $\frac{1}{2}$ ) below which the factor groups of the free product embed into  $G$ , and  $G$  itself is non-elementary relatively hyperbolic with respect to the factor groups.

**Theorem 1.2.** *Let  $G \sim \mathcal{FPD}(\mathcal{G}; d, m, \ell)$ .*

- (1) *If  $d < \frac{1}{2}$ , then, with overwhelming probability, the groups  $G_1, G_2, \dots, G_n$  embed into  $G$  and  $G$  is hyperbolic relative to  $\{G_1, \dots, G_n\}$ .*
- (2) *If  $d > \frac{1}{2}$ , then, with overwhelming probability,  $G$  is a finite dihedral group.*

When each free factor is a free group, our model gives a random quotient of a free group. However, our quotients behave differently than Gromov random quotients.

*Example 1.3.* Let us consider the free product  $G_k = \mathbb{F}_k * \mathbb{Z}$  of a non-abelian free group on  $k$  generators and an infinite cyclic group. We may consider  $G_k \cong F_{k+1}$  and ask how random quotients of  $G_k$  taken in the free product density model relate to random quotients in the Gromov density model. By [Theorem 1.2](#),  $F_k$  embeds in the random free product quotient of  $G_k$  for all values of  $k$ , whenever  $d < 1/2$ . In the Gromov density model, however, Tsai shows in [[Tsa23](#), Theorem 1] that there exists a function  $\varepsilon : \mathbb{N} \rightarrow (0, \frac{1}{2}]$  which tends quickly to 0 as  $k \rightarrow \infty$  so that: if  $d > \varepsilon(k)$  then the factor group  $\mathbb{F}_k$  does not embed into a random quotient, and if

$d < \varepsilon(k)$  then  $\mathbb{F}_k$  embeds. Nevertheless, Gromov random groups at density  $d < 1/2$  are hyperbolic (see [Gro93; Oll04b]), and thus hyperbolic relative to the image of  $\mathbb{F}_k$ .

**1.2. Actions on CAT(0) cube complexes.** We also extend the cubulation result of [OW11] for Gromov random groups to the free product density model. A group is *cubulated* if it acts properly and cocompactly on a CAT(0) cube complex. In a similar vein, a group is *relatively cubulated* if it admits a relatively geometric action on a CAT(0) cube complex (see Definition 5.1).

**Theorem 1.4.** *Let  $G \sim \mathcal{FPD}(\mathcal{G}; d, m, \ell)$ . If  $d < \frac{1}{6}$ , then  $G$  is, with overwhelming probability, cubulated relative to  $\{G_1, \dots, G_n\}$ . If moreover each  $G_i$  is a cubulated group, then, with overwhelming probability,  $G$  is cubulated.*

We actually prove a generalization of Theorem 1.4, see Theorem 6.5. This theorem applies to a free product of relatively cubulated groups, and asserts a relative cubulation for the random quotient relative to the collection of the parabolics of the factor groups. The first part of Theorem 1.4 follows from this, and the second part is proven in Section 7.

In the case of  $d < 1/12$ , Theorem 3.29 implies that the random quotient  $G$  satisfies, with overwhelming probability, the  $C'(1/6)$ -condition over the free product. In this case Theorem 1.4 follows from [MS17], see also [JW22] in the case that  $d < 1/40$ , and [EN21]. The idea of the proof is to extend these papers and [OW11] to the setting of the free product density model.

*Remark 1.5.* If a group  $G$  is cubulated relative to parabolic subgroups  $G_1, \dots, G_n$ , this can have powerful consequences even if the parabolics are not themselves cubulated. For instance, if all the parabolic subgroups  $G_i$  are residually finite, then  $G$  itself is residually finite and all its full relatively quasiconvex subgroups are separable [EG22, Corollary 1.7], see also [GM22, Theorem 4.7].

*Remark 1.6.* As a consequence of Theorem 1.4, we obtain a partial answer to [FW24, Problem 7.2]. Let  $G_1$  and  $G_2$  act properly and cocompactly on CAT(0) cube complexes  $X_1, X_2$ , respectively. In this case, let us view the free product  $G = G_1 * G_2$  as the fundamental group of the space  $X_*$ , which is composed of  $X_1, X_2$  and a segment  $s$  whose endpoints are glued to  $X_1$  and  $X_2$ , respectively. Then  $G$  is cubulated by Theorem 1.4, and the density of cubulation given by Theorem 1.4 does not depend on the length of  $s$ . Note, however, that [FW24, Problem 7.2] does not specify a model of a random quotient of a free product. It also remains open whether the density of Theorem 1.4 is optimal. In fact, to our knowledge the only model for random groups with a known sharp optimal upper bound for cubulation is the 6-gonal model for random groups [Odr].

We leave open the following questions.

*Question 1.7.* Let  $G \sim \mathcal{FPD}(\mathcal{G}; d, m, \ell)$ . If  $d < \frac{3}{14}$ , with overwhelming probability, does  $G$  act cocompactly on a CAT(0) cube complex? If  $d < 1/4$ , does it act with unbounded orbits on a CAT(0) cube complex?

Having unbounded orbits on a CAT(0) cube complex and Property (T) are mutually exclusive group properties. In the free product density model the following is also open.

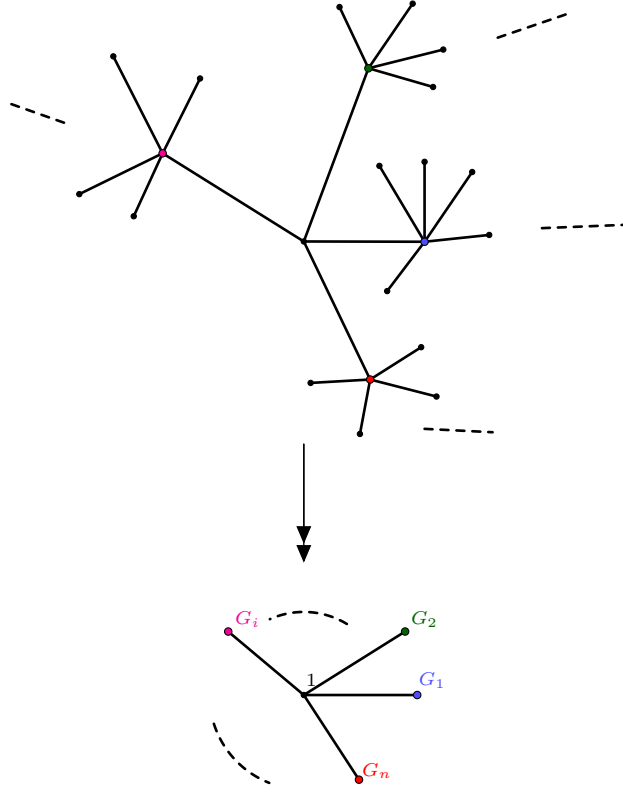
*Question 1.8.* Let  $G \sim \mathcal{FPD}(\mathcal{G}; d, m, \ell)$ . If  $d > \frac{1}{3}$ , does the random group  $G$  have Property (T) with overwhelming probability?

A strategy to answer [Question 1.8](#) in the affirmative is the following. Let  $G_1 = \langle X_1, R_1 \rangle$  and  $G_2 = \langle X_2, R_2 \rangle$ , and let  $G = \langle X_1 \cup X_2, R_1 \cup R_2 \cup R \rangle$ . Note that  $G' = \langle X_1 \cup X_2, R \rangle$  is a random quotient in the free product density model of two free groups. Moreover, if  $G' = \langle X_1 \cup X_2, R \rangle$  has Property (T), then so does  $G$ . Thus, [Question 1.8](#) can be reduced to whether the group  $G'$  has Property (T).

**1.3. Outline.** In [Section 2](#), we provide constructions of model spaces  $X_{\mathcal{R}}$  and  $X_{\mathcal{R}}(\mathcal{Z})$  for random quotients of free products that we use throughout the paper. The first space,  $X_{\mathcal{R}}$ , witnesses the geometry relative to the free factors while  $X_{\mathcal{R}}(\mathcal{Z})$  is often quasi-isometric to the group itself. The main results of [Section 3](#) are [Theorem 3.29](#), a local isoperimetric inequality for  $X_{\mathcal{R}}$ , and [Lemma 3.31](#), a non-planar version of Greendlinger’s Lemma. In [Section 4](#), we use [Theorem 3.29](#) to prove a global isoperimetric inequality, [Theorem 4.1](#). We then examine how the geometry of  $X_{\mathcal{R}}$  reflects the relative hyperbolicity of a random quotient relative to the factors when  $d < \frac{1}{2}$ , and prove [Theorem 1.2](#). In [Section 5](#), we establish results for density  $d < \frac{1}{6}$  about the geometry of codimension–1 subspaces of our model spaces called hyperstructures.

These results are used in [Section 6](#) and [Section 7](#) to prove [Theorem 1.4](#). [Theorem 6.5](#) is the main result of [Section 6](#), where we prove that random quotients are relatively geometric cubulated with overwhelming probability at  $d < \frac{1}{6}$  when the factors are (possibly trivially) relatively geometrically cubulated. In addition to the results from [Section 5](#), the proof of [Theorem 6.5](#) uses a relative cubulation criterion from [\[EN21\]](#). Finally, in [Section 7](#), we prove that if the factor groups are properly and cocompactly cubulated, then a random quotient at density  $d < \frac{1}{6}$  will be properly and cocompactly cubulated with overwhelming probability. For this, we use a boundary criterion of Bergeron–Wise [\[BW12, Theorem 5.1\]](#) for properness of the action, and a result of Hruska–Wise [\[HW14, Theorem 7.12\]](#) to prove cocompactness.

**1.4. Acknowledgments.** This research was funded in whole or in part by the Austrian Science Fund (FWF) [\[10.55776/P35079\]](#) and NSF grant number DMS-2317001. For open access purposes, the authors have applied a CC BY public copyright license to any author-accepted manuscript version arising from this submission. Montee and Steenbock acknowledge support by the Erwin Schrödinger International Institute for Mathematics and Physics in the framework of its Research in Teams Program in 2024. Suraj was supported by an annual research grant of Ashoka University, and ISF grant 1226/19 at the Technion, and gratefully acknowledges the hospitality of Carleton College, Institut Henri Poincaré, Institut des Hautes Études Scientifiques, the University of Vienna, and the International Centre for Theoretical Sciences (Code: ICTS/GIG2024/07) for visits during various stages of this work. Ng was partially supported by ISF grant 660/20 and at the Technion by a Zuckerman Fellowship and gratefully acknowledges the hospitality of Carleton College. Finally, the authors acknowledge support by LabEx CARMIN, ANR-10-LABX-59-01 of the Institut Henri Poincaré (UAR 839 CNRS-Sorbonne Université) during the program *Groups Acting on Fractals, Hyperbolicity and Self-Similarity*. The authors thank Xingyi Zhang for assistance in creating figures.

FIGURE 1. The Bass-Serre tree  $T$  and the graph of groups  $\Sigma$ .

## 2. MODEL SPACES FOR QUOTIENTS OF FREE PRODUCTS

Let  $G_1, G_2, \dots, G_n$  be groups. Let  $(Z_1, p_1), (Z_2, p_2), \dots, (Z_n, p_n)$  be based geodesic metric spaces such that each  $G_i$  acts on  $Z_i$  by isometries. We suppress base-points except when explicitly needed. Denote the free product by  $G_* = G_1 * \dots * G_n$  and let  $\mathcal{Z} = \{Z_1, \dots, Z_n\}$ . In this section we construct a space  $X_{\mathcal{R}}(\mathcal{Z})$  on which certain quotients of  $G_*$  act properly and cocompactly.

The free product  $G_*$  is the fundamental group of a graph of groups  $\Sigma$  whose underlying graph is a star with  $n$  leaves: each of the free factors  $G_i$  is the vertex group for exactly one of the leaf vertices, the vertex group of the central vertex is trivial, and all edge groups are trivial. Let  $T$  denote the Bass-Serre tree for the graph of groups  $\Sigma$  (see Figure 1).

We now construct a space  $T(\mathcal{Z})$ . For each vertex  $gG_i$  of  $T$  we take a copy of  $(Z_i, p_i)$  that we denote by  $(Z_i^g, p_i^g)$  and for each vertex  $g\{1\}$  we take a singleton  $\{\star^g\}$ . The space  $T(\mathcal{Z})$  is obtained from the disjoint union of the  $(Z_i^g, p_i^g)$  and  $\{\star^g\}$  by adding, for each edge  $(gG_i, gg_i\{1\})$  of  $T$ , an edge  $(gip_i^g, \star^{gg_i})$ .

*Remark 2.1.* The space  $T(\mathcal{R})$  is a realization of a tree of spaces with underlying tree  $T$ , in which the spaces for each  $G_i$  are copies of  $(Z_i, p_i)$  and all other spaces are single points. See [SW79].

$$\begin{array}{ccc}
T(\mathcal{Z}) & \longrightarrow & X_{\mathcal{R}}(\mathcal{Z}) \\
\downarrow \pi_T & & \downarrow \pi_X \\
T & \longrightarrow & X_{\mathcal{R}}
\end{array}$$

FIGURE 2. The actions of  $G_*$  on  $T(\mathcal{Z})$  and  $T$ , respectively, induces actions of  $G$  on  $X_{\mathcal{R}}(\mathcal{Z})$  and  $X_{\mathcal{R}}$ , respectively.

There is an induced action of  $G_*$  on  $T(\mathcal{Z})$  and a natural  $G_*$ -equivariant projection  $\pi_T : T(\mathcal{Z}) \rightarrow T$ . We call the pre-image of a vertex of  $T$  a *vertex space*.

Let  $\mathcal{R}$  be a finite subset of  $G_*$  consisting of loxodromic elements for the action of  $G_*$  on  $T$ . We construct model spaces  $X_{\mathcal{R}}(\mathcal{Z})$ , and  $X_{\mathcal{R}}$  for  $G = G_*/\langle\langle \mathcal{R} \rangle\rangle$ .

Let  $w$  be a conjugate of an element in  $\mathcal{R}$  or its inverse. We construct a line  $L(w) \subseteq T(\mathcal{Z})$  which is stabilized by  $w$  in such a way that  $L(w)$  projects to the unique bi-infinite geodesic axis  $\bar{L}(w) \subseteq T$  on which  $w$  acts by translations:

For each  $g \in G_i$  fix a geodesic path  $\alpha_g \subseteq Z_i$  joining the basepoint  $p_i$  to  $g \cdot p_i$ . Then, for each length 2 subpath  $(g1, gG_i) \cup (gG_i, gg_11)$  of  $\bar{L}(w) \subset T$ , we choose the lift  $(\star^g, p_i^g) \cup \alpha_{g_i}^g \cup (g_i p_i^g, \star^{gg_i})$  in  $T(\mathcal{Z})$ . This defines a unique lift  $L(w)$  in  $T(\mathcal{Z})$  of  $\bar{L}(w)$  by taking the union of the pre-images of its subpaths of length at most 2. Note that  $\pi(L(w)) = \bar{L}(w)$ .

Denote by  $X'(\mathcal{Z}) = \langle\langle \mathcal{R} \rangle\rangle \backslash T(\mathcal{Z})$  and  $q : T(\mathcal{Z}) \rightarrow X'(\mathcal{Z})$ . Note that  $G$  acts on  $X'$ . For any  $x \in L(w)$  we have  $q(x) = q(w \cdot x)$ . Let  $w$  be a conjugate or an inverse of an element in  $\mathcal{R}$  and let  $x \in L(w)$ . Since the infinite cyclic subgroup  $\langle w \rangle$  acts cocompactly on  $L(w)$ , the finite subsegment of  $L(w)$  joining  $x$  and  $w \cdot x$  determines a cycle  $\sigma_w : S^1 \rightarrow X'(\mathcal{Z})$  that maps surjectively onto  $q(L(w))$ . We take  $\sigma_w$  to be the boundary attaching map of a 2-cell  $D_w$  to  $X'(\mathcal{R})$ . The resulting complex is

$$X_{\mathcal{R}}(Z_1, \dots, Z_n) = X_{\mathcal{R}}(\mathcal{Z}) := X'(\mathcal{Z}) \sqcup (\bigsqcup_w D_w) / (\partial D_w \sim \sigma_w),$$

and we refer to the 2-cells  $D_w$  as *relator cells*. An analogous construction produces a 2-complex  $X_{\mathcal{R}}$  with 1-skeleton  $\langle\langle \mathcal{R} \rangle\rangle \backslash T$ . There is a natural projection map  $\pi_X : X_{\mathcal{R}}(\mathcal{Z}) \rightarrow X_{\mathcal{R}}$  such that the diagram in Figure 2 commutes.

The following is an immediate consequence of the construction.

**Lemma 2.2.** *The action of  $G_*$  on the tree of spaces  $T(\mathcal{Z})$  (respectively  $T$ ) induces an action of the quotient group  $G = G_*/\langle\langle \mathcal{R} \rangle\rangle$  on the space  $X_{\mathcal{R}}(\mathcal{Z})$  (respectively  $X_{\mathcal{R}}$ ). Since  $\pi_T$  is  $G_*$ -equivariant,  $\pi_X$  is  $G$ -equivariant.  $\square$*

Observe that any embedded cycle  $c$  in  $X_{\mathcal{R}}^1$  bounds a disc diagram in  $X_{\mathcal{R}}$ . Indeed, this follows because  $c$  lifts to a segment  $\tilde{c}$  in  $T$  whose endpoints are translates of each other by an element of  $\langle\langle \mathcal{R} \rangle\rangle$ . This proves the following lemma.

**Lemma 2.3.** *The complex  $X_{\mathcal{R}}$  is simply connected.  $\square$*

We note that, in general, the vertex spaces  $Z_i$  need not embed in  $X_{\mathcal{R}}(\mathcal{Z})$ . However, in the spaces considered in this paper the factor groups  $G_i$  embed in the quotient  $G$  and the vertex spaces  $Z_i$  embed in  $X_{\mathcal{R}}(\mathcal{Z})$  (see Corollary 4.7).

*Example 2.4.* Assume that  $\mathcal{R}$  satisfies the  $C'(1/6)$  small cancellation condition over the free product. Then the space  $X_{\mathcal{R}}$  is the development of the complex of groups described in [MS17]. If, furthermore, the groups  $G_i$  act properly and cocompactly

on CAT(0) cube complexes  $Q_i$ , then  $X_{\mathcal{R}}(Q_1, \dots, Q_n)$  coincides with the “blown-up space” used in [MS17] to build walls.

**Lemma 2.5.** *The quotient  $G = G_*/\langle\langle \mathcal{R} \rangle\rangle$  acts on the complex  $X_{\mathcal{R}}$  with trivial edge stabilizers. Moreover, the stabilizer of a vertex of  $X_{\mathcal{R}}$  is trivial or conjugate to the image of one of the groups  $G_i$  in  $G$ .*

*Proof.* Let  $\bar{x}$  be an edge or a vertex of  $X_{\mathcal{R}}$  and let  $\bar{g} \in G_*/\langle\langle \mathcal{R} \rangle\rangle$  be the image of an element  $g \neq 1$  in  $G_*$  such that  $\bar{g}\bar{x} = \bar{x}$ . Let  $x$  be a pre-image of  $\bar{x}$ . If  $gx \neq x$ , then  $g \in \langle\langle \mathcal{R} \rangle\rangle$  and  $\bar{g} = 1$  in  $G$ . This settles the case where  $x$  is an edge. Otherwise,  $x$  and  $\bar{x}$  are vertices, and  $g$  is in the stabilizer of  $x$ . Then  $\bar{g}$  is in the stabilizer of  $\bar{x}$ . As the stabilizer of  $x$  is conjugate to one of the groups  $G_i$ , this yields the lemma.  $\square$

### 3. (RELATIVE) ISOPERIMETRIC INEQUALITIES

The main goal of this section is to prove [Theorem 3.29](#), which gives a linear isoperimetric inequality for disc diagrams in  $X_{\mathcal{R}}$  and an analogous bound for certain non-planar diagrams. The following definition gives a way to bound the amount of internal gluing that exists in a (possibly non-planar) diagram.

**Definition 3.1** ([Odr21]). Let  $Y$  be a 2-complex. The *area* of  $Y$ , denoted  $\text{Area}(Y)$ , is the number of 2-cells in  $Y$ . The *cancellation* of  $Y$  is

$$\text{Cancel}(Y) = \sum_{e \in Y^{(1)}} (\deg(e) - 1),$$

where  $\deg(e)$  is the number of 2-cells that contain the edge  $e$  with multiplicity.

*Remark 3.2.* If  $Y$  is planar and every 2-cell in  $Y$  is an  $\ell$ -gon, then  $\text{Cancel}(Y) = \frac{1}{2}(\ell \text{Area}(Y) - |\partial Y|)$ . This relates cancellation to isoperimetric inequalities of  $Y$ .

In order to use the combinatorial properties of  $X_{\mathcal{R}}$  we adapt the technical notions of abstract diagrams and cancellation to our setting. We use these to prove [Theorem 3.15](#), which is the main technical result of this section.

**3.1. Local Relative Isoperimetry.** From now on, let  $\mathcal{G} = (G_1, \dots, G_n)$  be an  $n$ -tuple of finitely generated non-trivial groups and let  $G \sim \mathcal{FPD}(\mathcal{G}; d, m, \ell)$ .

Note that vertices of  $T$  are either cosets of  $\{1\}$ , in which case we call them *central vertices*, or they are cosets of some  $G_i$ , in which case they are called *factor vertices*.

**Definition 3.3.** An *edge triple* in  $T$ , respectively  $X_{\mathcal{R}}$ , is an ordered triple  $(e_1, v, e_2)$  so that  $e_1, e_2$  are distinct edges in  $T$  (resp.  $X_{\mathcal{R}}$ ) containing a factor vertex  $v$ . We assign a label to each edge triple in  $T$ , named a *rotation element*, as follows: Given an edge triple  $(e_1, v, e_2)$ , where  $e_1 = (w_1\{1\}, w_2G_i)$ ,  $e_2 = (w_2G_i, w_3\{1\})$ , the (oriented) *rotation element* from  $e_1$  to  $e_2$  is  $w_1^{-1}w_3$ .

*Remark 3.4.* Observe that the set of rotation elements of the edge triples in  $T$  is invariant under the action of  $\langle\langle \mathcal{R} \rangle\rangle$ . As a result, the rotation elements descend to  $X_{\mathcal{R}}$  in a well-defined way.

**Definition 3.5.** For every edge triple  $(\bar{e}_1, \bar{v}, \bar{e}_2)$  in  $X_{\mathcal{R}}$  the corresponding rotation element is given by the rotation element of any connected pre-image  $(e_1, v, e_2)$  in  $T$ .

The notion of “decorated abstract diagram” has been proved useful to study random groups in Gromov’s density model [Oll04a]. We are interested in abstract diagrams that can be immersed in  $X_{\mathcal{R}}$ .

**Definition 3.6.** An *abstract diagram* (of  $G \sim \mathcal{FPD}(\mathcal{G}; d, m, \ell)$ ) is a 2-complex with bipartite 1-skeleton in which every 2-cell is a  $2\ell$ -gon, along with the following data:

- (1) a distinguished vertex on the boundary of each 2-cell such that all distinguished vertices lie in the same part of the bipartition of the 0-cells,
- (2) an orientation in each 2-cell, and
- (3) a partition of the faces of the 2-complex.

We refer to the elements of the part containing the distinguished vertices as *factor vertices*. All other vertices are referred to as *central vertices*. A triple  $(e_1, v, e_2)$  in an abstract diagram is an *edge triple* if  $e_1$  and  $e_2$  are distinct edges containing a factor vertex  $v$ .

The *area* of an abstract diagram  $D$ , denoted  $\text{Area}(D)$ , is the number of 2-cells in  $D$ .

A *decoration* of an abstract diagram consists of an assignment of a relator in  $\mathcal{R}$  for each face such that the assignment respects the partition of faces and an assignment of elements of the balls  $B_i(m)$  in the factor groups to the edge triples in a face. We call these elements rotation elements. In addition, we assume that reading the inverse of the rotation elements in order from the distinguished vertex, in the direction of the given orientation, gives the assigned relator. In this case we say that the face *bears* the relator assigned to it.

*Remark 3.7.* Let  $Y$  be a subcomplex of  $X_{\mathcal{R}}$ . Then there are natural choices of distinguished vertices and orientations such that  $Y$  is a decorated abstract diagram of  $G$ . More precisely, (1) the distinguished vertex on each 2-cell is the factor vertex  $v$  chosen such that the triple  $(e_1, v, e_2)$  is labeled by the initial letter of the relator, (2) the orientation on the 2-cell matches the orientation given by the relator label, and (3) the 2-cells are partitioned so that two 2-cells are in the same equivalence class if and only if they are labeled by the same relator.

We can detect whether a given abstract diagram can be realized as a subcomplex of  $X_{\mathcal{R}}$  by assigning a rotation element to each edge triple on the boundary of each face so that the boundary of the face bears a relator in  $\mathcal{R}$ , and then checking if the decorated diagram so obtained appears as a subcomplex of  $X_{\mathcal{R}}$ . We will compute the probability that such a decoration is possible inductively.

**Definition 3.8.** An abstract diagram is *fulfillable* in  $G$  if there is a way to decorate the diagram so that for any factor vertex  $v$  which lies in multiple faces, the rotation elements assigned to each edge triple centered on  $v$  are all contained in the same factor group  $G_i$ , and so that the following holds: Let  $v$  be an internal factor vertex in any planar subdiagram and let  $(e_1, v, e_2), (e_2, v, e_3), \dots, (e_m, v, e_1)$  be all the edge triples in the subdiagram at  $v$  with rotation elements  $s_1, s_2, \dots, s_m$ , respectively. Then the product of the rotation elements is  $s_1 s_2 \cdots s_m = 1$  with equality in  $G_*$ .

The second condition guarantees, in particular, that the two rotation elements assigned to vertices with degree 2 must be inverses.

**Definition 3.9.** An abstract diagram is *corner labeled* if for every factor vertex  $v$  of degree  $\geq 3$  all the rotation elements centered at  $v$  have been assigned.

**Definition 3.10.** A *reduction pair* in an abstract diagram is a pair of adjacent 2-cells with opposite orientations that are in the same part of the partition of the



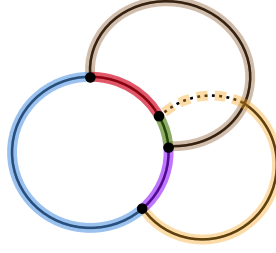


FIGURE 3. A non-planar diagram with three 2-cells and six connectors, each indicated in a different color. Note that the intersection of two 2-cells need not be a connector.

2-cells and for which the first vertex in the overlap occurs at the same (oriented) distance from the distinguished vertex in each face.

An abstract diagram is *reduced* if it contains no reduction pairs.

Note that if an abstract diagram contains a reduction pair, we can reduce it by identifying the 2-cells in the pair. In this way, the requirement that abstract diagrams be reduced can be interpreted as a condition that abstract diagrams do not contain extraneous 2-cells which carry the same data.

We also need a notion of bounded complexity for our abstract diagrams. In particular, we need a bound on the area and on the amount of gluing required to create the diagram.

**Definition 3.11.** A *connector* in an abstract diagram  $D$  is either a maximal segment of  $D^{(1)}$  such that all internal vertices have degree 2, or a cycle in  $D^{(1)}$  in which at most one vertex has degree greater than 2.

**Definition 3.12.** A diagram  $D$  is  $(K, M)$ -bounded if  $\text{Area}(Y) \leq K$  and  $D^{(1)}$  is a union of at most  $M$  connectors.

This definition varies from the definition of a  $(K, M)$ -bounded diagram in [MP15, Section 2]. In their definition,  $M$  bounds the number of gluings needed to construct a diagram. However, the two definitions are roughly equivalent in the situations explored in this paper, and our definition makes some calculations easier.

We now define a relative version of cancellation for abstract diagrams of  $G$ , which relies on counting edge triples rather than edges. Roughly speaking, the relative cancellation of a diagram measures constraints on internal edge triples.

We say a 2-cell *fully contains* an edge triple if it contains both the edges of the triple, while a 2-cell *partially contains* an edge triple if it contains exactly one of the edges of the triple.

**Definition 3.13.** The *relative degree* of an edge triple is defined as follows (see Figure 4):

$$\deg_*(e_1, v, e_2) := \# \left\{ \begin{array}{l} \text{2-cells that fully} \\ \text{contain } (e_1, v, e_2) \end{array} \right\} + \begin{cases} 1 & \text{if there is a 2-cell partially} \\ & \text{containing } (e_1, v, e_2) \\ 0 & \text{otherwise} \end{cases}.$$

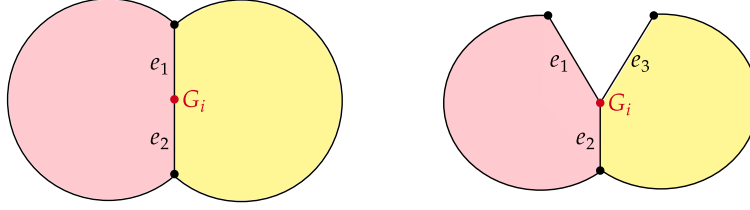


FIGURE 4. Two possible arrangements of adjacent faces. On the left, the edge triple  $(e_1, v, e_2)$  is fully contained in both adjacent faces, and  $\deg_*(e_1, v, e_2) = 2$ . On the right  $(e_1, v, e_2)$  is partially contained in one face and fully contained in the other, and  $\deg_*(e_1, v, e_2) = 2$ .

**Definition 3.14.** The *relative cancellation* of  $Y$  is

$$\text{Cancel}_*(Y) = \frac{1}{2} \sum_{(e_1, v, e_2) \in Y} (\deg_*(e_1, v, e_2) - 1).$$

Note that if an edge triple is not fully contained in a 2-cell of  $Y$ , then it does not contribute to  $\text{Cancel}_*(Y)$ . We are now ready to state the main technical result of this section.

**Theorem 3.15.** *For each  $K, M, \varepsilon > 0$ , with overwhelming probability there is no reduced 2-complex  $Y$  that fulfills  $\mathcal{R}$ , is  $(K, M)$ -bounded, and satisfies*

$$\text{Cancel}_*(Y) > (d + \varepsilon) \text{Area}(Y) \ell.$$

To prove this theorem we adapt the arguments of [Oll04a; Odr21] to our setting.

Let  $Y$  be a corner labeled abstract diagram. Let  $N$  be the number of equivalence classes of the partition of the 2-cells of  $Y$ . We think of this number as of the number of distinct relators in  $Y$ . For  $1 \leq i \leq N$  let  $m_i$  be the cardinality of the  $i$ -th equivalence class, that is, the number of times a relator  $r_i$  appears in  $Y$ . Up to reordering, we may assume that  $m_1 \geq m_2 \geq \dots \geq m_N$ .

Consider a factor vertex  $v$  in  $Y$ . If  $\deg v \geq 3$ , then every rotation element centered on  $v$  is already determined because  $Y$  is corner labeled. On the other hand, suppose that  $v$  is adjacent to at most two edges, so that it is contained in at most two edge triples. Suppose these edge triples are fully contained in faces  $f_1, \dots, f_s$  bearing relators  $i_1, \dots, i_s$ , and suppose that  $v$  is the  $k_j$ -th vertex of face  $f_j$ . Since  $Y$  is reduced, for every  $1 \leq j < j' \leq s$ ,  $(i_j, k_j) \neq (i_{j'}, k_{j'})$ . So we can define a strict lexicographic order on pairs  $(i_j, k_j)$ , and this gives a unique minimal index  $j_{\min}$  for each such edge triple. For the face  $f_{j_{\min}}$  there are no constraints on the rotation element at vertex  $v$ , however for every other  $f_j$  containing  $v$  the rotation element at  $v$  is determined by the choice of rotation element in  $f_{j_{\min}}$ .

**Definition 3.16.** Let  $Y$  be a corner labeled diagram. Let  $v$  be a factor vertex in  $Y$  and let  $f$  be a face of  $Y$  containing  $v$ . Then  $v$  *constrains*  $f$  if either  $\deg(v) \geq 3$  or if  $f \neq f_{j_{\min}}$ .

Let  $\delta(f)$  be the number of edge triples constraining a face  $f$ , let  $F(Y)$  be the set of faces of  $Y$ , and let  $F_i$  be the set of faces bearing relator  $r_i$ . For  $1 \leq i \leq N$ , let  $\kappa_i = \max_{F_i} \delta(f)$ .

**Lemma 3.17.** *Let  $Y$  be a reduced corner labeled abstract diagram of  $G$ . Then*

$$\text{Cancel}_*(Y) \leq \sum_{f \in F(Y)} \delta(f) \leq \sum_{i=1}^N m_i \kappa_i.$$

*Proof.* If an edge triple  $(e, v, e')$  is partially contained in some face, then  $\deg(v) \geq 3$ , hence  $v$  constraints any adjacent face. In this case,  $(e, v, e')$  contributes 1 to  $\text{Cancel}_*(Y)$  for all faces that fully contain  $(e, v, e')$ . Otherwise,  $(e, v, e')$  is fully contained in every face that contains either of its edges, and therefore  $(e, v, e')$  contributes 1 to  $\text{Cancel}_*(Y)$  for all but one adjacent face. By definition there is at most one face that is not constrained by  $v$ . This yields the first inequality. The second inequality follows from the definitions.  $\square$

We decorate the abstract diagram  $Y$  inductively, picking a relator for each equivalence class of 2-cells in  $Y$  in order. Note that at each step, when we fill in a face  $f_j$  some of the edge triples may already be determined either by the corner labeling of  $Y$  or by a labeling of an edge triple in a previous step. These edge triples are precisely the edge triples that constrain face  $f_j$ . We compute the probability that at each step, a randomly chosen relator agrees with all of the constraints on a given face. We first formalize this agreement condition.

**Definition 3.18.** Let  $Y$  be an abstract diagram of  $G$  along with an ordering of the equivalence classes of faces of  $Y$ , and let  $\{w_1, \dots, w_q\}$  be an ordered set of words. We can *partially decorate*  $Y$  by assigning word  $w_j$  to each of the faces in the  $j$ -th equivalence class of 2-cells in  $Y$  so that each such face bears  $w_j$ . We say that  $\{w_1, \dots, w_q\}$  *partially fulfills*  $Y$  in  $G$  if for each vertex  $v$  at the center of at least one labeled edge triple the rotation elements assigned to each edge triple centered on  $v$  are all contained in the same factor group  $G_i$ , and so that the following holds: Let  $v$  be an internal factor vertex in any planar subdiagram with all edge triples adjacent to  $v$  defined, and let  $(e_1, v, e_2), (e_2, v, e_3), \dots, (e_m, v, e_1)$  be all the edge triples in the subdiagram at  $v$  with rotation elements  $u_1, u_2, \dots, u_m$ , respectively. Then the product of the rotation elements is  $u_1 u_2 \dots u_m = 1$ .

We describe a process for producing normal forms of the cyclically reduced words of syllable length  $\ell$  on  $\bigcup_{i=1}^n B_i(m)$  in such a way that the probability of producing any given such word  $w$  is uniform.

**Process 3.19.** We will choose a word  $w = u_1 \dots u_\ell$  of syllable length  $\ell$  syllable-by-syllable as follows: Pick any syllable  $u_1 \in \bigcup_{i=1}^n B_i(m)$ . Let  $i_1 \in \{1, \dots, n\}$  so that  $u_1 \in B_{i_1}(m)$ . For  $1 < k < \ell$ , set  $i_{k-1} \in \{1, \dots, n\}$  so that  $u_{k-1} \in B_{i_{k-1}}(m)$ . Pick  $u_k$  uniformly at random from  $\bigcup_{i \neq i_{k-1}} B_i(m)$ . To ensure that  $w$  is cyclically reduced,  $u_\ell$  is chosen uniformly at random from  $\bigcup_{i \neq i_1, i_{\ell-1}} B_i(m)$ .

We first want to compute the probability that it is possible to fulfill a diagram given a fixed relator set. To do so, we consider an inductive process of decorating the diagram and compute the probability that a randomly chosen word can partially fulfill the diagram at each step of the process. We then use that our relator sets are chosen uniformly at random to compute our desired probability in [Proposition 3.21](#).

To this end, define  $b_i = |B_i(m)|$ , and assume that  $b_1 \leq b_2 \leq \dots \leq b_n$ . Let  $B = \sum_i b_i$ . Recall that  $\kappa_q$  was defined to be the maximal number of constraints for a face in the  $q$ -th equivalence class, see [Definition 3.16](#).

The following is a version of [Odr21, Lemma 1.10] in our setting, and its proof is informed by the proof in [Odr21].

**Lemma 3.20.** *Let  $Y$  be a reduced corner labeled diagram of  $G$ . For  $1 \leq q \leq N$ , let  $p_q$  be the probability that  $q$  words  $w_1, w_2, \dots, w_q$  of syllable length  $\ell$  chosen at random according to [Process 3.19](#) partially fulfill  $Y$  and let  $p_0 = 1$ . Then*

$$\frac{p_q}{p_{q-1}} \leq B^{-\kappa_q}.$$

*Proof.* Let  $w$  be a cyclically reduced word of syllable length  $\ell$  over the alphabet  $\bigcup_{i=1}^n B_i(m)$ , with normal form  $w = u_1 \dots u_\ell$ . We claim that the probability that any  $u_j$  matches a given syllable  $x$  is at most  $\frac{1}{B}$ . If  $j = 1$  this is clear.

We induct on  $j$ . Suppose  $1 < j < \ell$  and suppose that  $i_j \in \{1, \dots, n\}$  so that  $u_{j-1} \in B_{i_{j-1}}(m)$ . Note that

$$\begin{aligned} \mathbb{P}(x = u_{j-1}) &= \mathbb{P}(x = u_{j-1} \text{ and } x \in B_{i_{j-1}}(m)) \\ &= \mathbb{P}(x = u_{j-1} \mid x \in B_{i_{j-1}}(m)) \mathbb{P}(x \in B_{i_{j-1}}(m)) \\ &= \frac{1}{|B_{i_{j-1}}(m)|} \mathbb{P}(x \in B_{i_{j-1}}(m)), \end{aligned}$$

so by the inductive hypothesis we have

$$\begin{aligned} \mathbb{P}(x \notin B_{i_{j-1}}(m)) &= 1 - \mathbb{P}(x \in B_{i_{j-1}}(m)) \\ &= 1 - |B_{i_{j-1}}(m)| \mathbb{P}(x = u_{j-1}) \leq \frac{B - |B_{i_{j-1}}(m)|}{B}. \end{aligned}$$

Thus

$$\begin{aligned} \mathbb{P}(u_j = x) &= \mathbb{P}(x \in B_{i_{j-1}}(m) \text{ and } x = u_j) + \mathbb{P}(x \notin B_{i_{j-1}}(m) \text{ and } x = u_j) \\ &= \mathbb{P}(x \in B_{i_{j-1}}(m)) \mathbb{P}(u_j = x \mid x \in B_{i_{j-1}}(m)) \\ &\quad + \mathbb{P}(x \notin B_{i_{j-1}}(m)) \mathbb{P}(u_j = x \mid x \notin B_{i_{j-1}}(m)) \\ &\leq \frac{|B_{i_{j-1}}(m)|}{B} \cdot 0 + \frac{B - |B_{i_{j-1}}(m)|}{B} \cdot \frac{1}{B - |B_{i_{j-1}}(m)|} \\ &= \frac{1}{B}. \end{aligned}$$

If  $q = \ell$  then an analogous argument shows that the probability of  $u_\ell$  matching  $x$  is at most  $\frac{1}{B}$ . The cases of whether  $b_{i_1}$  and  $b_{i_{\ell-1}}$  are distinct or not can be computed separately, and will not increase the probability.

Now suppose that the first  $q-1$  words  $w_1, \dots, w_{q-1}$  partially fulfilling  $Y$  are given. Let  $f$  be the most constrained face in the  $q$ -th equivalence class of faces, that is,  $\delta(f) = \kappa_q$ . This implies that in  $\kappa_q$  many edge triples  $(e, v, e')$  of  $f$  the rotation element at  $v$  is already determined, and so at each such edge triple the corresponding syllable of  $w_q$  is already determined. Recall that this can be done with a probability of at most  $1/B$  for each such triple. Since there are  $\kappa_q$  such restrictions, we see that  $p_q \leq p_{q-1}/B^{\kappa_q}$ .  $\square$

An immediate consequence of [Lemma 3.20](#) is that  $\kappa_q \leq \log_B(p_{q-1}) - \log_B(p_q)$ .

**Proposition 3.21.** *Let  $G \sim \mathcal{FPD}(\mathcal{G}; d, m, \ell)$ , and let  $Y$  be an abstract corner labeled diagram of  $G$ . Let  $\varepsilon > 0$ . Then either  $\text{Cancel}_*(Y) < (d + \varepsilon) \text{Area}(Y)\ell$ , or the probability that  $Y$  is fulfillable in  $G$  is less than  $B^{-\varepsilon\ell}$ .*

[Proposition 3.21](#) brings [[Odr21](#), Proposition 1.8] to our setting. Up to notation, the proof that we give below is the same as the proof in [[Odr21](#)].

*Proof.* For  $1 \leq q \leq N$ , let  $P_q$  be the probability that there exists a  $q$ -tuple of words partially fulfilling  $Y$  in  $G$ . Then

$$P_q \leq |\mathcal{R}|^q p_q = \mathcal{S}_\ell^{dq} p_q \leq B^{qdl} p_q,$$

where  $\mathcal{S}_\ell$  denotes the number of cyclically reduced words of syllable length  $\ell$  on  $\bigcup_{i=1}^n B_i(m)$ .

By [Lemma 3.17](#) and [Lemma 3.20](#), we have

$$\begin{aligned} \text{Cancel}_*(Y) &\leq \sum_{q=1}^N m_q (\log_B p_{q-1} - \log_B p_q) \\ &= \sum_{q=1}^{N-1} ((m_{q+1} - m_q) \log_B p_q) - m_N \log_B p_N + m_1 \log_B p_0. \end{aligned}$$

Since  $p_0 = 1$  and  $m_{q+1} - m_q \leq 0$ , we have

$$\text{Cancel}_*(Y) \leq \sum_{q=1}^{N-1} (m_{q+1} - m_q) (\log_B P_q - qdl) - m_N (\log_B P_N - Ndl).$$

Since  $\sum_{q=1}^{N-1} (m_q - m_{q+1}) qdl + m_N Ndl = dl \sum_{q=1}^N m_q = dl \text{Area}(Y)$ , we have

$$\text{Cancel}_*(Y) \leq dl \text{Area}(Y) + \sum_{q=1}^{N-1} (m_{q+1} - m_q) \log_B P_q - m_N \log_B P_N.$$

Let  $P = \min P_q$ . Since  $(m_{q+1} - m_q) \leq 0$  and  $m_1 \leq \text{Area}(Y)$  we get

$$\begin{aligned} \text{Cancel}_*(Y) &\leq dl \text{Area}(Y) + \log_B P \left( \sum_{q=1}^{N-1} (m_{q+1} - m_q) - m_N \right) \\ &= dl \text{Area}(Y) - m_1 \log_B P \\ &\leq \text{Area}(Y) (dl - \log_B P). \end{aligned}$$

Note that a complex  $Y$  is fulfillable only if it is partially fulfillable for any  $q \leq N$ . So

$$\mathbb{P}(Y \text{ is fulfillable}) \leq P \leq B^{\frac{\text{Area}(Y)dl - \text{Cancel}_*(Y)}{\text{Area}(Y)}}.$$

Therefore, if  $\text{Cancel}_*(Y) \geq (d + \varepsilon) \text{Area}(Y) \ell$  we have

$$\mathbb{P}(Y \text{ is fulfillable}) \leq B^{-\varepsilon \ell}. \quad \square$$

To complete the proof of [Theorem 3.15](#) we would like to say that the number of diagrams grows at a sub-exponential rate; however, this is only true if we bound the complexity of the diagrams. We prove the following result in [Section 3.2](#).

**Proposition 3.22.** *The number of  $(K, M)$ -bounded reduced abstract corner-labeled diagrams is  $O(\ell^{M+K})$ .*

At this point we are ready to prove [Theorem 3.15](#).

*Proof of Theorem 3.15.* Let  $D(K, M, \ell)$  be the number of reduced abstract corner labeled diagrams that are  $(K, M)$ -bounded. By [Proposition 3.22](#),  $D(K, M, \ell)$  is polynomial in  $\ell$ . Therefore by [Proposition 3.21](#) the probability that there exists such a diagram and that the diagram violates the inequality is at most  $D(K, M, \ell) B^{-\varepsilon \ell}$ , which converges to 0 as  $\ell \rightarrow \infty$ .  $\square$

**3.2. Counting Abstract Diagrams.** In this section we count the number of corner labeled diagrams which are  $(K, M)$ -bounded by encoding them as *weighted decorated dual graphs* and counting the number of such graphs. This clarifies a technical point in [Odr21; MP15].

We begin by constructing a dual graph of an abstract diagram.

**Definition 3.23.** Let  $D$  be an abstract diagram. Let  $\mathcal{F} = \{2\text{-cells in } D\}$  and  $\mathcal{C} = \{\text{connectors in } D\}$ . Recall that the 2-cells in  $D$  are oriented. The *(undecorated) dual graph to  $D$* ,  $\Gamma_D$ , is defined as follows:

$$\begin{aligned} V(\Gamma_D) &= \mathcal{F} \cup \mathcal{C}, \\ E = E(\Gamma_D) &= \{(f, c) \mid f \in \mathcal{F}, c \in \mathcal{C}, c \subseteq \partial f\}. \end{aligned}$$

We assign a cyclic ordering  $\mathcal{O}(E)$  to the edges around each vertex in  $\mathcal{F}$  according to the order of the connectors around the corresponding 2-cell in  $D$ , in the direction of the orientation on the 2-cell. We also assign an orientation  $\mathcal{O}(\mathcal{C})$  to the connectors, which induces a sign in  $\{+, -\}$  to each edge in  $\Gamma_D$  according to the following rule: an edge  $e = (f, c)$  is labeled with a '+' if the orientation on the 2-cell  $f$  matches the orientation on connector  $c$ , and a '-' otherwise. The *decorated dual graph to  $D$*  is defined to be the triple  $(\Gamma_D, \mathcal{O}(E), \mathcal{O}(\mathcal{C}))$ .

We say that  $\Gamma_D$  is  $(K, M)$ -bounded if  $D$  is; equivalently, we say that  $\Gamma_D$  is  $(K, M)$ -bounded if  $|\mathcal{F}| \leq K, |\mathcal{C}| \leq M$ .

Note that, since any two connectors in a diagram are either disjoint or meet at a vertex,  $\Gamma_D$  is bipartite and (partially) ribbon in the sense of [EM13; GT87].

*Example 3.24.* Consider the two diagrams in Figure 5 and Figure 6. The corresponding dual decorated graphs are distinct, but the underlying undecorated graphs are isomorphic.

**Definition 3.25.** Let  $D$  be an abstract diagram and let  $(\Gamma_D, \mathcal{O}(E), \mathcal{O}(\mathcal{C}))$  be its decorated dual graph. Assign weights  $\mu : V(\Gamma_D) \rightarrow \{0, 1, \dots, 2\ell\}$  so that  $\mu(c)$  is the length of the connector  $c$  in  $D^{(1)}$ , and  $\mu(f) = 0$  for all  $f \in \mathcal{F}$ . We call a decorated graph with such weights *weighted*.

We say that two abstract diagrams are *geometrically equivalent* if they are equal as cell complexes (in particular, they may have a different partition of faces and/or different distinguished vertices). Putting all of this together, we obtain the following.

**Lemma 3.26.** *Let  $K, M > 0$ . There is an injection from the set of geometric equivalence classes of  $(K, M)$ -bounded abstract diagrams to the set of  $(K, M)$ -bounded weighted decorated dual graphs.*

We now count the number of  $(K, M)$ -bounded weighted decorated dual graphs to obtain a bound on the number of  $(K, M)$ -bounded diagrams.

**Proposition 3.22.** *The number of  $(K, M)$ -bounded reduced abstract corner-labeled diagrams is  $O(\ell^{M+K})$ .*

*Proof.* Let  $BP_{K,M}$  be the number of bipartite graphs with vertex sets  $\mathcal{F}, \mathcal{C}$  of size  $K, M$ , respectively. It is clear that  $BP_{K,M}$  is finite and does not depend on  $\ell$ . Each vertex in  $\mathcal{F}$  has degree at most  $M$ , so there are at most  $(M!)^K$  possible cyclic orderings. There are  $2^{MK}$  possible assignments of  $\{+, -\}$  to the edges, so

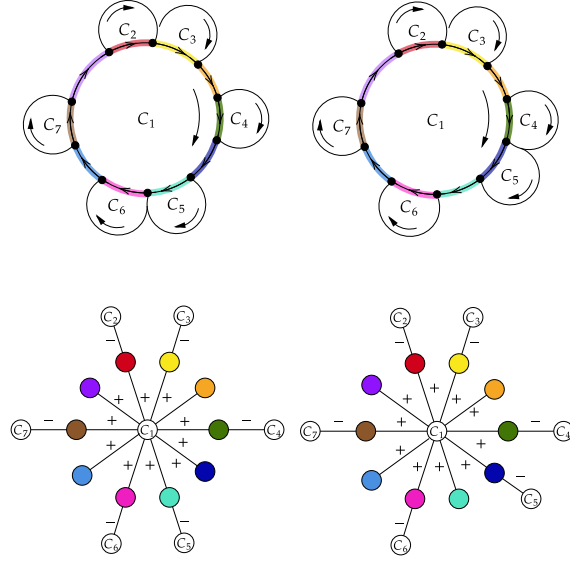


FIGURE 5. Two diagrams and dual graphs are shown. The two diagrams are distinct, but their undecorated dual graphs are isomorphic.

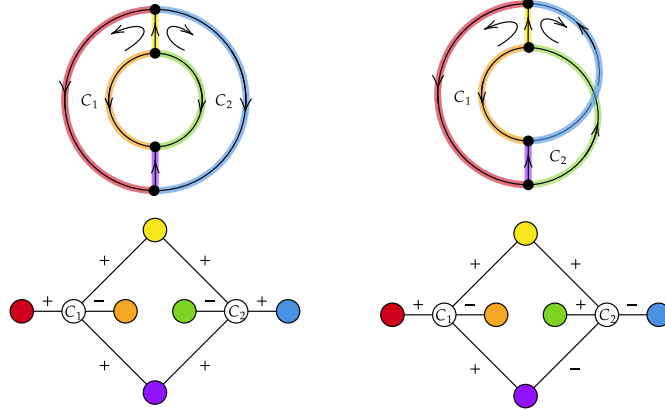


FIGURE 6. Two diagrams and dual graphs are shown. The two diagrams are distinct, but their undecorated dual graphs are isomorphic.

$$\# \left\{ \begin{array}{l} (K, M)\text{-bounded} \\ \text{decorated dual graphs} \end{array} \right\} \leq BP_{K,M}(M!)^K (2^{MK}) =: C_{K,M}.$$

Since the length of any connector is at most  $2\ell$ , there are at most  $(2\ell)^M$  ways to assign weights to the vertices  $\mathcal{C}$ . Therefore we have

$$\# \left\{ \begin{array}{c} \text{geometric classes of} \\ (K, M)\text{-bounded} \\ \text{abstract diagrams} \end{array} \right\} \leq \# \left\{ \begin{array}{c} (K, M)\text{-bounded} \\ \text{weighted decorated} \\ \text{dual graphs} \end{array} \right\} \leq C_{K,M}(2\ell)^M.$$

Finally, we bound the number of abstract diagrams in a fixed geometric class. There are at most  $(2\ell)^K$  possible choices of distinguished vertices. The number of partitions of a set of size  $K$ ,  $Par(K)$ , is certainly independent of  $\ell$  so we have

$$\# \left\{ \begin{array}{c} (K, M)\text{-bounded} \\ \text{abstract diagrams} \end{array} \right\} \leq C_{K,M}(2\ell)^M Par(K)(2\ell)^K. \quad \square$$

**3.3. A Return to Planar Isoperimetry.** The main goal of this subsection is to relate relative cancellation to standard cancellation and isoperimetry of disc diagrams.

**Lemma 3.27.** *Let  $Y$  an abstract diagram of  $G$ . Then*

$$\text{Cancel}(Y) \leq 2 \text{Cancel}_*(Y).$$

*Proof.* Let  $\bar{Y}$  be the complex obtained from  $Y$  by subdividing each edge of  $Y^{(1)}$ . Note that  $V(Y) \subset V(\bar{Y})$ . Then

$$\text{Cancel}(Y) = \frac{1}{2} \text{Cancel}(\bar{Y}) = \frac{1}{2} \sum_{\bar{e} \in \bar{Y}^{(1)}} (\deg(\bar{e}) - 1).$$

Let  $\mathcal{E}_2$  denote all of the edges in  $\bar{Y}$  that are not adjacent to a vertex of degree  $\geq 3$ , and let  $\mathcal{E}_3$  denote the set of edges in  $\bar{Y}$  which are adjacent to such a vertex. Note that each edge in  $\mathcal{E}_3$  is adjacent to at most one such vertex. Let  $V(\mathcal{E}_2)$  be the vertices in  $V(Y)$  which are adjacent to  $\bar{Y}$ -edges in  $\mathcal{E}_2$ , and similarly for  $V(\mathcal{E}_3)$  (see Figure 7).

We calculate  $\text{Cancel}(Y)$  and  $\text{Cancel}_*(Y)$  by summing over our disjoint sets. Note that

$$\sum_{\bar{e} \in \mathcal{E}_2} (\deg(\bar{e}) - 1) = 2 \sum_{v \in V(\mathcal{E}_2)} (\deg_*(e, v, e') - 1),$$

and

$$\sum_{\bar{e} \in \mathcal{E}_3} (\deg(\bar{e}) - 1) \leq 2 \sum_{v \in V(\mathcal{E}_3)} (\deg_*(e, v, e') - 1).$$

Therefore

$$\begin{aligned} \text{Cancel}(Y) &= \frac{1}{2} \left( \sum_{\bar{e} \in \mathcal{E}_2} (\deg(\bar{e}) - 1) + \sum_{\bar{e} \in \mathcal{E}_3} (\deg(\bar{e}) - 1) \right) \\ &\leq \frac{1}{2} \left( 2 \sum_{v \in V(\mathcal{E}_2)} (\deg_*(e, v, e') - 1) + 2 \sum_{v \in V(\mathcal{E}_3)} (\deg_*(e, v, e') - 1) \right) \\ &= 2 \text{Cancel}_*(Y). \quad \square \end{aligned}$$

Note any disc diagram of bounded size must also have a bounded number of connectors (see Definition 3.11). A disc diagram  $D$  is *spurless* if there is no leaf in  $D^{(1)}$ .

**Lemma 3.28.** *If  $Y$  is a spurless disc diagram with at most  $K$  2-cells, then  $Y$  is  $(K, \frac{1}{2}K(K-1)^2 + K^2)$  bounded.*



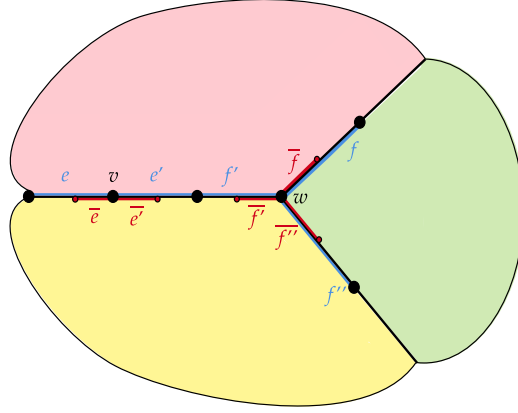


FIGURE 7. Part of a complex  $Y$  showing three faces. Vertices in  $V(Y)$  are denoted in black and vertices in  $V(\bar{Y}) - V(Y)$  are denoted in red. We have  $v \in V(\mathcal{E}_2)$  and  $w \in V(\mathcal{E}_3)$ . Note that all edges triples containing vertex  $v$  contribute 1 to  $\text{Cancel}_*(Y)$ , while the edges  $\bar{e}, \bar{e}'$  contribute 2 to  $\text{Cancel}(\bar{Y})$ . Similarly, the edge triples containing  $w$  contribute 3 to  $\text{Cancel}_*(Y)$ , while the adjacent edges in  $\bar{Y}$  contribute 3 to  $\text{Cancel}(\bar{Y})$ .

*Proof.* Suppose that two 2-cells  $C_1$  and  $C_2$  in  $Y$  have non-empty intersection. If  $C_1 \cap C_2$  is disconnected it must be a union of disjoint connectors. Indeed, the only way that two connectors in  $C_1 \cap C_2$  could share an endpoint is if there is some edge of degree 3 in  $Y^{(1)}$ . Suppose that  $C_1 \cap C_2$  is composed of  $m$  connectors. Then there are at least  $m - 1$  disjoint cycles in  $\partial C_1 \cup \partial C_2$ . Since  $Y$  is simply connected, each of these cycles is filled with a sub-disc diagram containing at least one 2-cell. In particular, the number of connectors in any intersection of 2-cells in  $Y$  is at most  $K - 1$ . Therefore the total number of connectors in the interior of  $Y$  is at most  $\binom{K}{2}(K - 1)$ . Since  $Y$  is simply connected, every 2-cell of  $Y$  has at most  $K$  connectors on  $\partial Y$ , so the total number of connectors in  $Y$  is at most  $\binom{K}{2}(K - 1) + K^2$ .  $\square$

By applying [Theorem 3.15](#) we get bounds on (standard) cancellation and isoperimetric inequalities with high probability. Note that although our words have (syllable) length  $\ell$ , the 2-cells in  $X_{\mathcal{R}}$  have boundary length  $2\ell$ .

**Theorem 3.29.** *Let  $G \sim \mathcal{FPD}(\mathcal{G}; d, m, \ell)$ . For any reduced  $(K, M)$ -bounded abstract diagram  $Y$  of  $G$ , with overwhelming probability*

$$\text{Cancel}(Y) \leq d \text{Area}(Y) 2\ell. \quad (1)$$

*Furthermore, for a reduced and spurless disc diagram  $D$  of area at most  $K$ , with overwhelming probability we have*

$$|\partial D| \geq (1 - 2d) 2\ell \text{Area}(D).$$

*Proof.* The first claim of the theorem follows from [Theorem 3.15](#) and [Lemma 3.27](#).

For the second part of the theorem, let  $D$  be a reduced disc diagram of area at most  $K$ . Note first that  $2\text{Cancel}(D) + |\partial D| = 2\ell \text{Area}(D)$ . Further, by [Lemma 3.28](#), there exists  $M$  such that  $D$  is  $(K, M)$ -bounded, and therefore by the first part

of this theorem  $\text{Cancel}(D) \leq 2d\text{Area}(D)$ . Putting these together, we get  $|\partial D| \geq (1 - 2d)2\ell\text{Area}(D)$ .  $\square$

**3.4. A Non-Planar Greendlinger's Lemma.** We prove a non-planar version of Greendlinger's Lemma which we use in [Section 5.3](#). The proof follows the same argument as the planar case, as proved in [\[Oll04b\]](#), together with the following remark.

Let  $Y$  be a 2 complex. An edge  $e$  of  $Y$  is *external* if  $\deg(e) \leq 1$ . All other edges are *internal*. For any 2-cell  $h$  in  $Y$ , let  $I_h$  denote the set of internal edges in  $h$ .

*Remark 3.30.* For every 2-complex  $Y$ , we have

$$\text{Cancel}(Y) = \sum_{h \in Y^{(2)}} \sum_{e \in h^{(1)}} \frac{\deg(e) - 1}{\deg(e)} \geq \frac{1}{2} \left( \sum_{h \in Y^{(2)}} |I_h| \right),$$

with equality exactly when every internal edge has degree 2. In particular, in every disc diagram equality holds.

**Lemma 3.31.** *Let  $L > 0$ . Let  $Y$  be a 2-complex with at least two 2-cells, such that each of its subcomplexes  $Y'$  satisfies  $\text{Cancel}(Y') < dL\text{Area}(Y')$  and all 2-cells of  $Y$  have boundary length  $L$ . Then there are at least two 2-cells of  $Y$  each with at least  $L(1 - 5d/2)$  external edges.*

*Proof.* Let  $f$  be a 2-cell of  $Y$  with the maximal number of external edges, and let  $\alpha L$  be the number of external edges in  $f$ . Then  $\alpha' L = L - \alpha L$  is the number of internal edges in  $f$ . Suppose that for all 2-cells  $g$  in  $Y$  with  $g \neq f$ , the number of external edges in  $g$  is at most  $\beta L$ , so the number of internal edges in  $g$  is at least  $\beta' L = L - \beta L$ .

We want to prove that  $\beta \geq 1 - 5d/2$ , so assume for contradiction that  $\beta < 1 - 5d/2$ , or, equivalently, that  $\beta' > 5d/2$ .

By [Remark 3.30](#),

$$\begin{aligned} \text{Cancel}(Y) &\geq \frac{1}{2} \left( \sum_{h \in Y^{(2)}} |I_h| \right) \\ &\geq \frac{1}{2} \left( \alpha' L + \sum_{g \in Y^{(2)}, g \neq f} \beta' L \right) \\ &\geq \frac{1}{2} (\alpha' L + \beta' L (\text{Area}(Y) - 1)). \end{aligned} \tag{2}$$

Consider the 2-complex  $Y'$  obtained by removing the face  $f$  from  $Y$ , so  $\text{Area}(Y) = \text{Area}(Y') + 1$ . Then  $\text{Cancel}(Y) = \text{Cancel}(Y') + |Y' \cap f| = \text{Cancel}(Y') + \alpha' L$ , so

$$\begin{aligned} \text{Cancel}(Y') &= \text{Cancel}(Y) - \alpha' L \\ &\geq \frac{1}{2} (-\alpha' L + \beta' L (\text{Area}(Y) - 1)) \\ &= \frac{1}{2} (-\alpha' L + \beta' L \text{Area}(Y')). \end{aligned} \tag{3}$$

There are two cases. First suppose that  $\alpha' \geq d$ . Since  $dL\text{Area}(Y) \geq \text{Cancel}(Y)$ , [\(2\)](#) gives us

$$2d(\text{Area}(Y') + 1) = 2d\text{Area}(Y) \geq \alpha' + \beta' \text{Area}(Y').$$

Since  $\beta' > 5d/2$ , we know that  $\beta' - 2d > d/2 > 0$ . So we get

$$\text{Area}(Y') \leq \frac{2d - \alpha'}{\beta' - 2d} \leq \frac{2(2d - \alpha')}{d}.$$

Therefore  $\text{Area}(Y') < 2$ , so  $\text{Area}(Y) \leq 2$ .

Now suppose that  $\alpha' < d$ . Since  $dL\text{Area}(Y') > \text{Cancel}(Y')$ , (3) gives us  $2d\text{Area}(Y') \geq -\alpha' + \beta'\text{Area}(Y')$ . Since  $\beta' - 2d > d/2$  we get

$$\text{Area}(Y') \leq \frac{\alpha'}{\beta' - 2d} < \frac{2\alpha'}{d}.$$

Therefore  $\text{Area}(Y) \leq 2$ .

We have assumed that  $\text{Area}(Y) \geq 2$ . Therefore in either case, we can conclude that  $\text{Area}(Y) = 2$ . Let  $f, g$  the 2-cells of  $Y$ . Then  $\text{Cancel}(Y) = |f \cap g| \leq 2dL$ , so both  $f$  and  $g$  have at least  $L - 2dL > L - 5dL/2$  external edges, as desired.  $\square$

#### 4. GLOBAL ISOPERIMETRY AND (RELATIVE) HYPERBOLICITY

The main goal of this section is to prove that random quotients are relatively hyperbolic.

**4.1. Global Isoperimetry.** In this subsection we show that the local linear isoperimetric inequality of Theorem 3.29 implies a global isoperimetric inequality. In particular, we prove the following (compare to [Oll04b, Theorem 8]). In this section, by a *disc diagram* in a 2-complex  $X$ , we mean a combinatorial map  $D \rightarrow X$ , where  $D$  is a 2-complex that is homeomorphic to a topological disc.

**Theorem 4.1.** *Let  $X$  be a 2-complex that is simply connected such that every 2-cell in  $X$  has boundary length equal to  $L$ . Let  $C > 0$ . Choose  $\varepsilon > 0$ . Let  $P$  be a property of disc diagrams that is preserved by taking subdiagrams. Suppose that for some  $K \geq 10^{50}\varepsilon^{-2}C^{-3}$  any disc diagram  $D$  with property  $P$  of area at most  $K$  satisfies*

$$|\partial D| \geq CL\text{Area}(D).$$

*Then any disc diagram  $D$  with property  $P$  in  $X$  satisfies*

$$|\partial D| \geq (C - \varepsilon)L\text{Area}(D).$$

An important example of a property of disc diagrams that is preserved by taking subdiagrams is that of being reduced in a van Kampen diagram, or in the complex  $X_{\mathcal{R}}$  of this paper.

Together with the local isoperimetric inequality Theorem 3.29, Theorem 4.1 implies the following.

**Corollary 4.2.** *Let  $d < \frac{1}{2}$  and  $\varepsilon > 0$ . Let  $L = 2\ell$ . With overwhelming probability, any reduced disc diagram in the complex  $X_{\mathcal{R}}$  of  $G \sim \mathcal{FPD}(\mathcal{G}; d, m, \ell)$  satisfies*

$$|\partial D| \geq (1 - 2d - \varepsilon)L\text{Area}(D). \tag{4}$$

*Proof.* By Theorem 3.29, for  $d < \frac{1}{2}$  and  $K \geq 10^{50}\varepsilon^{-2}(1 - 2d)^{-3}$ , with overwhelming probability, the complex  $X_{\mathcal{R}}$  satisfies a linear isoperimetric inequality for disc diagrams of area at most  $K$ . The result now follows from Theorem 4.1.  $\square$

To prove [Theorem 4.1](#) we closely follow the strategy of [\[Oll04b\]](#), and we encourage the careful reader to refer to that paper. In fact, the statement of [\[Oll04b, Theorem 8\]](#) is identical to the statement [Theorem 4.1](#) if we replace the space  $X$  with the Cayley complex of a finitely presented group in which every relator has length equal to  $L$ . We argue that although the results of Ollivier are stated for the Cayley complex of finitely presented groups, they also apply to any simply connected 2-dimensional polygonal complex  $X$  all of whose 2-cells have the same boundary length.

*Remark 4.3.* The results of Ollivier are written with different notation than we use in this paper. For clarity within this paper, we translate Ollivier's notation into our own. We record here the relevant dictionary for those who wish to check the Ollivier results:  $A_c(D) = L^2 \text{Area}(D)$ ,  $L_c(D) = |\partial D|$ ,  $\mathcal{A}(D) = L \text{Area}(D)$ .

The following is an adaptation of a result of Papasoglu's [\[Pap96\]](#) for simplicial complexes.

**Proposition 4.4** ([\[Oll04a, Proposition 42\]](#)). *Let  $X$  be a simply connected 2-complex such that each face of  $X$  has exactly  $L$  edges. Let  $P$  be a property of disc diagrams that is preserved by taking subdiagrams.*

*Suppose that for some integer  $K \geq 10^{10}$ , any disc diagram  $D$  in  $X$  with property  $P$  and area between  $\frac{K^2}{4}$  and  $480K^2$  satisfies*

$$|\partial D|^2 \geq 2 \cdot 10^{14} L^2 \text{Area}(D).$$

*Then any disc diagram  $D$  with property  $P$  in  $X$  with area at least  $K^2$  satisfies*

$$|\partial D| \geq \frac{\text{Area}(D)L}{10^4 K}.$$

We now apply a double induction argument, as in [\[Oll04b\]](#). Note that the statements in [\[Oll04b\]](#) are written in terms of van Kampen diagrams for finitely presented groups; however, they apply equally well to abstract diagrams of 2-dimensional simplicial complexes in which there are at most finitely many possible boundary lengths of 2-cells. In particular, they apply in the setting of  $X_{\mathcal{R}}$ . We sketch the argument here, with references to [\[Oll04b\]](#) for details.

For the base case, note that [Proposition 4.4](#) implies that if  $|\partial D| \geq C_1 \text{Area}(D)L$  for any diagram  $D$  satisfying  $P$  with  $\text{Area}(D) \geq 10^{23} C_1^{-2}$ , then any diagram satisfying  $P$  must satisfy  $|\partial D| \geq C_2 \text{Area}(D)L$ , where  $C_2 = C/10^{15}$  (see [\[Oll04b, Proposition 10\]](#) for details).

The following immediately implies [Theorem 4.1](#).

**Proposition 4.5** ([\[Oll04b, Proposition 13\]](#)). *Suppose that  $X$  is a simply connected 2-complex so that every 2-cell has boundary length equal to  $L$ . Let  $P$  be a property of disc diagrams that is preserved by taking subdiagrams. Fix  $\varepsilon > 0$ . Let  $C, C' > 0$ . Suppose that all disc diagrams  $D$  in  $X$  with property  $P$  satisfy*

$$|\partial D| \geq C' \text{Area}(D)L,$$

*and for some  $K \geq 50/\varepsilon^2 C'^3$ , every diagram  $D$  with property  $P$  satisfying  $\text{Area}(D) \leq K$  also satisfies*

$$|\partial D| \geq C \text{Area}(D)L.$$

*Then any diagram  $D$  with property  $P$  satisfies*

$$|\partial D| \geq (C - 14\varepsilon) \text{Area}(D)L.$$

*Proof Sketch.* Let  $C, C', \varepsilon > 0$ . Suppose that any disc diagram  $D$  with  $P$  satisfies  $|\partial D| \geq C' \text{Area}(D)L$ , and that for some  $A \geq 50/(\varepsilon C')^2$  if  $|\partial D| \leq A$  then  $|\partial D| \geq C \text{Area}(D)L$ . By [Oll04b, Lemma 11] there exists a decomposition  $D = D_1 \cup D_2$  so that  $D_1, D_2$  have no 2-cells in common,  $D_1, D_2$  both contain at least a quarter of  $\partial D$ , and  $D_1 \cap D_2$  has length at most  $L + \frac{2L}{C'} \log(\text{Area}(D))$ . We can use this to show that for any diagram with  $|\partial D| \leq \frac{7}{6}AL$ , we have  $|\partial D| \geq (C - \varepsilon) \text{Area}(D)L$  (see [Oll04b, Proposition 12]). Proposition 4.5 follows inductively (see [Oll04b, Proposition 13].  $\square$

**4.2. Relative Hyperbolicity.** We use the linear isoperimetric inequality in Corollary 4.2 and the fact that  $\mathcal{R}$  is finite to prove that  $X_{\mathcal{R}}$  is hyperbolic and  $G$  is relatively hyperbolic.

**Corollary 4.6.** *Let  $d < 1/4$ . With overwhelming probability there is no embedded closed path in  $X_{\mathcal{R}}^{(1)}$  of length  $< 2\ell$ . In particular, the boundary path of each 2-cell is embedded.*

*Proof.* Suppose that there is an embedded closed path of length  $< 2\ell$ . It bounds a disc diagram  $D$ , and  $D$  must have at least two 2-cells. Then by Corollary 4.2, for all  $\varepsilon > 0$  we have

$$2\ell > |\partial D| \geq (1 - 2d - \varepsilon)2\ell \text{Area}(D) \geq 2(1 - 2d - \varepsilon)2\ell.$$

Since  $d < 1/4$  this is a contradiction.  $\square$

**Corollary 4.7.** *When  $d < \frac{1}{2}$ , with overwhelming probability, the complex  $X_{\mathcal{R}}$  is aspherical and the factor groups  $G_1, \dots, G_n$  embed in  $G$ .*

*Proof.* Since  $X_{\mathcal{R}}$  is 2-dimensional and simply connected, it suffices to show that  $X_{\mathcal{R}}$  does not contain an immersed 2-sphere. Suppose for contradiction that there exists some sphere in  $X_{\mathcal{R}}$ . Cutting along a single edge gives a disc diagram with boundary length 2 and area at least 1. Applying this to Corollary 4.2 we have

$$2 \geq (1 - 2d - \varepsilon)2\ell$$

for all  $\varepsilon > 0$ . Pick  $\varepsilon = \frac{1}{2}(1 - 2d)$ . Since  $d < 1/2$ , for sufficiently large  $\ell$  this is a contradiction.

Suppose there exists  $g \in G_i - \{1\}$  so that  $\bar{g} \in G$  is trivial. The action of  $G_*$  on  $T$  is free, so  $\{1\}, G_i, g\{1\}$  is a path in  $T$  of length 2. Since  $\bar{g}$  is trivial in  $G$  this path maps to a cycle  $\lambda$  of length 2 in  $X_{\mathcal{R}}$ . By Lemma 2.3  $X_{\mathcal{R}}$  is simply connected, so there exists a disc diagram  $D$  with  $\partial D = \lambda$ . By the above argument this is impossible.  $\square$

Fineness is an important tool in Bowditch's characterization of relative hyperbolicity. There are several equivalent formulations, see [Bow12, Proposition 2.1]. We use the following definition.

**Definition 4.8.** Let  $\Gamma$  be a graph. A *circuit* in  $\Gamma$  is the image of a continuous injective mapping  $S_1 \rightarrow \Gamma$ . The graph  $\Gamma$  is *fine* if for any edge  $e$  of  $\Gamma$  and any  $n \in \mathbb{Z}^{>0}$ , there are finitely many circuits of length  $n$  that contain  $e$ .

**Proposition 4.9.** *Let  $d < 1/2$ . With overwhelming probability  $X_{\mathcal{R}}^{(1)}$  is a fine hyperbolic graph.*

*Proof.* By [Corollary 4.2](#)  $X_{\mathcal{R}}$  satisfies a linear isoperimetric inequality, hence  $X_{\mathcal{R}}$  is hyperbolic. Consider a natural number  $N$  and an edge  $e$  in  $X_{\mathcal{R}}$ . Since  $X_{\mathcal{R}}$  is simply connected, any embedded loop  $\gamma$  containing  $e$  of length  $|\gamma| \leq N$  is the boundary of a disc diagram  $D$  whose 2-cells are labelled by elements of  $\mathcal{R}$ .

By [Corollary 4.2](#), there is a uniform bound on the area of such a disc diagram, and since  $\mathcal{R}$  is finite there are only finitely many such disc diagrams with boundary length at most  $N$ .  $\square$

Finally, we obtain the main result of this section.

**Corollary 4.10** ([Theorem 1.2\(1\)](#)). *When  $d < \frac{1}{2}$ , with overwhelming probability  $G \sim \mathcal{FPD}(\mathcal{G}; d, m, \ell)$  is hyperbolic relative to  $\{G_i\}_{i=1}^n$ . Moreover, the stabilizers of vertices in  $X_{\mathcal{R}}$  are exactly the conjugates of the  $G_i$  factors.*

*Proof.* This follows from [Proposition 4.9](#), [Corollary 4.7](#), [Lemma 2.5](#), and Bowditch's characterization of relative hyperbolicity [[Hru10](#), Definition 3.4 (RH-4)]. The more-over statement is immediate from [Lemma 2.5](#).  $\square$

**4.3. Density more than  $1/2$ .** When  $d > 1/2$  we show that  $G$  is, with overwhelming probability, finite. Recall that the Probabilistic Pigeonhole Principle states that when sorting  $f(N) < N$  balls into  $N$  bins, if  $f(N)$  is asymptotically larger than  $\sqrt{N}$  then as  $N \rightarrow \infty$  the probability that one bin receives at least 2 balls goes to 1.

*Proof of [Theorem 1.2\(2\)](#).* Let  $n \geq 3$ . Pick  $b, b' \in \bigcup B_i(m)$ . Let  $\mathcal{R}_{b,b'}$  be the set of words in  $\mathcal{R}$  ending in either  $b$  or  $b'$ . Sort elements of  $\mathcal{R}_{b,b'}$  by the initial prefix of syllable length  $\ell - 1$ . By the Probabilistic Pigeonhole Principle, for  $d > 1/2$  and  $\ell \rightarrow \infty$  the probability that there exist words in  $\mathcal{R}_{b,b'}$  of the form  $r_1 = wb$  and  $r_2 = wb'$  approaches 1. Hence  $\bar{b} =_G \bar{b}'$ . Since there finitely many such pairs, the probability that this occurs for every pair of elements  $b \in B_j(m), b' \in \bigcup_{i \neq j} B_i(m)$ , and for every  $j \in \{1, \dots, n\}$  also approaches 1. Since each  $B_i(m)$  is a generating set of  $G_i$ ,  $G$  is either trivial or has cardinality 2.

When  $n = 2$ , if  $b \in B_1(m)$  and  $b' \in B_2(m)$  then by construction there is no  $w$  so that  $wb, wb' \in \mathcal{R}$ . However the above argument shows that for all  $b, b' \in B_i(m)$  we have  $\bar{b} = \bar{b}'$ . Hence, with overwhelming probability,  $G$  is a quotient of  $\mathbb{Z}/2\mathbb{Z} * \mathbb{Z}/2\mathbb{Z}$ . In particular,  $G \cong \langle a, b \mid a^2, b^2, (ab)^i \rangle$  for some  $i$ , so  $G$  is a dihedral group.  $\square$

## 5. PREPARING TO CUBULATE AT $d < \frac{1}{6}$

The following type of action of a relatively hyperbolic group on a CAT(0) cube complex was introduced by Einstein and Groves [[EG20](#), Definition 2.1].

**Definition 5.1.** Let  $(K, \mathcal{D})$  be a relatively hyperbolic pair where  $K$  acts by isometries on a CAT(0) cube complex  $\tilde{X}$ . The action of  $(K, \mathcal{D})$  is *relatively geometric* (with respect to  $\mathcal{D}$ ) if:

- (1) the action of  $K$  on  $\tilde{X}$  is cocompact,
- (2) every peripheral subgroup  $D \in \mathcal{D}$  acts elliptically, and
- (3) cell stabilizers are either finite or conjugate to a finite index subgroup of some  $D \in \mathcal{D}$ .

Groups that admit a relatively geometric action with respect to some collection of peripheral subgroups are called *relatively cubulated*.

It is possible to give a wallspace construction adapted from [OW11] to  $X_{\mathcal{R}}$  to show that our groups  $G = (G_1 * \dots * G_n) / \langle\langle \mathcal{R} \rangle\rangle$  act on a CAT(0) cube complex. When  $d < \frac{1}{6}$ , to show that the action is, with overwhelming probability, relatively geometric with respect to  $\{G_1, \dots, G_n\}$ , we use a criterion from [EN21]. This approach allows us to simultaneously show that, in the case that each  $G_i$  is relatively cubulated,  $G$  is also cubulated relative to a finer peripheral structure whose elements are the peripherals of the  $G_i$ . To do this we use the space  $X_{\mathcal{R}}(Q_1, \dots, Q_n)$  introduced in Section 2.

**5.1. Hyperstructures in Mixed Polygonal-Cubical Complexes.** Let  $\mathcal{Q} = (Q_1, \dots, Q_n)$  be an  $n$ -tuple of CAT(0) cube complexes such that  $G_i$  acts cellularly on  $Q_i$  without inversions. Recall that the space  $X_{\mathcal{R}}(Q_1, \dots, Q_n) = X_{\mathcal{R}}(\mathcal{Q})$ , defined in Section 2, is a complex composed of polygons and cube complexes. We generalize such a space in the following.

**Definition 5.2.** A complex  $\Omega$  is a *mixed polygonal-cubical complex* if  $X$  is a cell complex whose cells are either  $n$ -cubes (not necessarily all of the same dimension) or polygons.

We say  $\Omega$  is a *mixed even polygonal-cubical complex* if every polygon has an even number of sides.

For the following, let  $\Omega$  be a mixed even polygonal-cubical complex. We now define  $\Omega$ -hyperstructures, which generalize hyperplanes in the case that  $\Omega$  is a cube complex. Similar notions have been used to construct walls before in [Wis04; MS17; EN21], for example. Let  $C$  be a cell of  $\Omega$ , and let  $e_1, e_2$  be edges of  $C$ .

- (1) If  $C$  is an  $n$ -cube, we say that  $e_1 \sim_{opp} e_2$  if and only if  $e_1, e_2$  are dual to the same midcube.
- (2) If  $C$  is a polygon, we say that  $e_1 \sim_{opp} e_2$  if and only if they are the same edge or are diametrically opposed in  $C$  (recall that  $C$  must have an even number of edges).

Then  $\sim_{opp}$  extends to an equivalence relation on the edges of  $C$  by taking the transitive closure.

*Example 5.3.* If  $\Omega$  is a cube complex, then each  $\sim_{opp}$  equivalence class is the collection of edges dual to a hyperplane of  $\Omega$ .

**Definition 5.4.** Let  $\Omega$  be a mixed even polygonal-cubical complex. The  $\Omega$ -hyperstructure associated to an edge  $e$  of  $\Omega$  is the subspace  $W_e^\Omega$  of  $\Omega$  constructed as follows:

- (1) for each polygon  $C$  and each pair  $e_1, e_2$  of diametrically opposed edges with  $e_1, e_2 \in [e]_{\sim_{opp}}$ , add a geodesic segment from the midpoint of  $e_1$  to the midpoint of  $e_2$  via the center of  $C$ , and
- (2) for each cube  $C$ , include any midcube that is dual to an edge of  $[e]_{\sim_{opp}}$ .

The carrier of  $W_e^\Omega$  is the union (in  $\Omega$ ) of all cells whose interior intersects  $W_e^\Omega$  non-trivially.

*Example 5.5.* If  $\Omega$  is a cube complex, then an  $\Omega$ -hyperstructure is a hyperplane.

If  $X$  is a polygonal complex, the  $X$ -hyperstructures will be called *edge hypergraphs*.

Given a hyperstructure  $W_e^\Omega$ , the *abstract hyperstructure corresponding to  $W$*  is a complex whose vertices are in one-to-one correspondence with the edges in  $[e]_{\sim_{opp}}$ .

For each geodesic segment joining midpoints of edges  $e_1, e_2$  as in Definition 5.4(1) the abstract carrier has an edge between the vertices corresponding to  $e_1, e_2$ . Similarly, for each midcube  $C_{mid}$  dual to edges  $\mathcal{E}$  as in Definition 5.4(2), the abstract hyperstructure corresponding to  $W$  has a copy of  $C_{mid}$  whose vertices are  $\mathcal{E}$ . Then  $W_e^\Omega$  is naturally the image of an immersion of its abstract hyperstructure into  $\Omega$ .

Every hyperstructure  $W$  carries a combinatorial metric on the 0-skeleton of its corresponding abstract hyperstructure. If  $W$  is an edge hypergraph, this is the path metric on the abstract graph representing  $W$ . We call this the *hyperstructure metric of  $W$* , and denote it  $d_W$ . Note that if  $x, x' \in W$  then  $d_X(x, x')$  need not be equal to (the combinatorial distance)  $d_W(x, x')$ .

We will also be interested in the following.

**Definition 5.6.** Let  $X$  be a polygonal complex where every polygon has an even number of sides, and let  $\mathcal{E}X$  be a mixed even polygonal-cubical complex so that there is a surjective combinatorial map:

$$p : \mathcal{E}X \rightarrow X$$

that takes cubes to points and nontrivial polygons to nontrivial polygons, in such a way that each open edge of  $X$  has a unique open edge as preimage. We call  $p$  the *projection map* from  $\mathcal{E}X$  to  $X$ .

**Definition 5.7.** Let  $X$  be an even polygonal complex,  $\mathcal{E}X$  a mixed even polygonal-cubical complex and  $p : \mathcal{E}X \rightarrow X$  the projection map. A *(p)-projected hypergraph* is the image of an  $\mathcal{E}X$ -hyperstructure.

The *abstract hypergraph corresponding to  $p(W)$*  can be constructed by taking the abstract hypergraph corresponding to  $W$  and collapsing the cells whose images in  $\mathcal{E}X$  are collapsed by  $p$ . A projected hypergraph  $p(W)$  may not be an edge hypergraph of  $X$ , since midcubes in  $W$  are projected to vertices of  $X$ , and thus antipodality is also not preserved. However, in the following subsection, we show that there is a subdivision of  $X_{\mathcal{R}}$  and  $X_{\mathcal{R}}(\mathcal{Q})$  so that projected hypergraphs are close to being edge hypergraphs in the following sense.

**Definition 5.8.** Let  $X, \mathcal{E}X, p : \mathcal{E}X \rightarrow X$  as in Definition 5.6. Let  $0 \leq \varepsilon < \frac{1}{2}$ , and suppose that every polygon of  $X$  is an  $L$ -gon. We say that a projected hypergraph  $Z$  is  $\varepsilon$ -antipodal if  $d_X^{(1)}(x, x') \geq L(\frac{1}{2} - \varepsilon)$  for all adjacent vertices  $x, x'$  of  $Z$ .

All edge hypergraphs are  $\varepsilon$ -antipodal (for all possible  $\varepsilon$ ).

We will henceforth use *hypergraphs* to refer to both edge hypergraphs and projected hypergraphs.

**5.2. Subdividing.** From now on, we fix  $\mathcal{E}X$  to be the mixed polygonal-cubical complex  $X_{\mathcal{R}}(\mathcal{Q})$  as defined in Section 2, where the spaces  $Q_i \in \mathcal{Q}$  are CAT(0) cube complexes on which the factor groups  $G_i$  act (relatively) geometrically. We also fix  $X$  to be the polygonal complex  $X_{\mathcal{R}}$ .

The next result, Proposition 5.9, follows from [Mar14, Theorem 2.4]. In [Mar14, Theorem 2.4], properness is a hypothesis, but properness is not required for statements about simple connectedness and cocompactness.

**Proposition 5.9.**  *$\mathcal{E}X$  is simply connected. Moreover, the cocompactness of the action of the  $Q \in \mathcal{Q}$  implies that  $\mathcal{E}X$  is  $G$ -cocompact.*



As in [MS17], to ensure that projected hypergraphs are  $\varepsilon$ -antipodal, we subdivide the edges of the model space  $\mathcal{E}X = X_{\mathcal{R}}(\mathcal{Q})$  whose image lies in  $X$ .

Recall the map  $p : \mathcal{E}X \rightarrow X$  from Definition 5.6. By definition, each open edge in  $X$  has a unique preimage in  $\mathcal{E}X$ . We call every such closed edge of  $\mathcal{E}X$  a *polygonal edge*, and every other edge of  $\mathcal{E}X$  a *cubical edge*. We make note of this information with the following.

**Observation 5.10.** *Polygonal edges and cubical edges decompose the edges of  $\mathcal{E}X$  into a  $G$ -invariant partition.*

Let  $\mathcal{E}X[k]$  be obtained from  $\mathcal{E}X$  by cubically subdividing each  $Q_i \in \mathcal{Q}$  such that every cubical edge becomes a segment of length two, subdividing every polygonal edge into a segment of  $2k$  edges, and updating the attaching maps on polygons accordingly.

The projection map  $p : \mathcal{E}X \rightarrow X$  induces a natural quotient map

$$p_k : \mathcal{E}X[k] \rightarrow X[k],$$

where the space  $X[k]$  is obtained by subdividing each edge of  $X$  into a segment of  $2k$  edges. When there is no confusion, we will denote the map  $p_k$  by  $p$ .

From the construction in Section 2 and the choice of a finite set  $\bigcup B_i(m)$ , there exists a maximal translation length  $\tau$  for elements of  $B_i(m)$  on  $Q_i$ .

*Remark 5.11.* For each polygon  $D$  in  $\mathcal{E}X$  (respectively  $\mathcal{E}X[k]$ ) a *cubical segment*, i.e., a subsegment of  $\partial D$  that is contained in a single cube complex (a copy of a (subdivided)  $Q_i$ ), has length at least zero, and at most a uniform constant  $\tau \geq 0$  (respectively  $2\tau$ ). On the other hand, a maximal *polygonal segment*, i.e., a path consisting of (subdivided) polygonal edges, has length exactly  $2(2k)$ .

Let  $0 < d < \frac{1}{5}$  and  $\ell > 0$ . Let

$$\varepsilon_{d,\ell} := \frac{1}{2} \min\{1/5 - d, 1/\ell\}$$

and let

$$k_{d,\ell} := \left\lceil \frac{\tau}{4\varepsilon_{d,\ell}} \right\rceil + 1.$$

**Definition 5.12.** The *balanced polygonal-cubical complex*  $\mathcal{E}X_{\text{bal}}$  is the subdivision  $\mathcal{E}X[k]$  of  $\mathcal{E}X$  for  $k = k_{d,\ell}$ , while the *balanced polygonal complex*  $X_{\text{bal}}$  is the subdivision  $X[k]$  of  $X$  for  $k = k_{d,\ell}$ .

**Proposition 5.13.** *The subdivisions  $\mathcal{E}X_{\text{bal}}$  and  $X_{\text{bal}}$  have the following properties:*

- (1)  $\mathcal{E}X_{\text{bal}}$  is a mixed even polygonal-cubical complex,
- (2)  $p$  can be viewed as a combinatorial map  $p : \mathcal{E}X_{\text{bal}} \rightarrow X_{\text{bal}}$ ,
- (3) every polygon of  $X_{\text{bal}}$  has the same number of sides, which we denote by  $L$ , and
- (4) if  $W$  is an  $\mathcal{E}X_{\text{bal}}$ -hyperstructure, its image  $p(W)$  is an  $\varepsilon_{d,\ell}$ -antipodal hypergraph in  $X_{\text{bal}}$ .

*Proof.* Item (1) is immediate from the construction of the subdivision. Item (2) follows by applying Lemma 2.5 since subdivisions are  $G$ -equivariant. Item (3) follows from the construction of  $X[k]$ .

To show Item (4), we need only consider polygons  $D \subset \mathcal{E}X_{\text{bal}}$  whose interiors have non-trivial intersection with a given hyperstructure  $W$ . Let  $x, y$  denote the

two points of  $W \cap \partial D$ . We first note that for a sufficiently large value of  $k$ , the uniform bound on the length of a cubical segment implies that the number of cubical segments along the two paths in  $\partial D$  from  $x$  to  $y$  are approximately equal. In particular, for  $k = k_{d,\ell}$  each path contains between  $\ell/2 - 1$  and  $\ell/2 + 1$  such segments. Then  $d(p(x), p(y))$  is minimized when the cubical segments on one path all have maximal length, and the cubical segments on the other path all have minimal length. In particular, we see that

$$d_{X_{bal}^{(1)}}(p(x), p(y)) \geq \frac{4k\ell + \tau\ell}{2} - \frac{2\tau\ell}{2} = 2k\ell(1 - \frac{\tau}{4k}) > 2k\ell(1 - \varepsilon_{d,\ell}) > 4k\ell(\frac{1}{2} - \varepsilon_{d,\ell}).$$

This proves the claim.  $\square$

*Notation 5.14.* For the remainder of the paper,  $L = 4k\ell$  will be the length of the boundary of a polygon in  $X_{bal}$ .

If  $e$  is an edge of  $X_{bal}$ , let  $Z_e^X$  denote the hypergraph of  $X_{bal}$  dual to  $e$ . If  $e$  is an edge of  $\mathcal{E}X_{bal}$ , we let  $W_e^{\mathcal{E}X}$  denote the  $\mathcal{E}X_{bal}$ -hyperstructure dual to  $e$ .

**Definition 5.15.** Let  $v$  be a vertex of  $X_{bal}$ . A *fiber complex*  $\mathcal{E}X_v$  is the preimage of  $v$  under the projection  $p : \mathcal{E}X_{bal} \rightarrow X_{bal}$ .

The metric on  $X_{bal}^{(1)}$  is the standard edge metric; thus an edge path of length  $r$  in  $X_{\mathcal{R}}$  corresponds to an edge path of length at most  $2kr$  in  $X_{bal}$ .

*Remark 5.16.* The inequality [Theorem 3.29\(1\)](#), which holds in  $X$ , continues to hold for  $(K, M)$ -bounded abstract diagrams in  $X_{bal}$ . Thus we can apply [Lemma 3.31](#) in  $X_{bal}$ . Similarly, the conclusion of [Corollary 4.2](#) will continue to hold for  $X_{bal}$ .

**5.3. Properties of Projected Hypergraphs in  $X_{bal}$ .** In this subsection we show that hypergraphs of  $X_{bal}$  are embedded with overwhelming probability whenever  $d < 1/5$ . Furthermore, the map from the abstract hypergraph with the hypergraph metric to  $X_{bal}$  is a quasi-isometry.

In order to do so, we analyze diagrams induced by self-intersections of hypergraphs. We use the terminology developed in [\[OW11, Section 3\]](#), and we refer the reader there for further details.

For every loop  $\alpha$  in  $X_{bal}^{(1)}$  there is a disc diagram whose boundary is  $\alpha$ . We say this disc diagram is *bounded by*  $\alpha$ . Similarly, loops in hypergraphs also bound disc diagrams.

**Definition 5.17.** Let  $\gamma$  be a hypergraph segment of length  $N$  passing through 2-cells  $C_1, \dots, C_N$ , such that the image in  $X_{bal}$  of  $\gamma$  is either a loop, or has a self-intersection at the center of  $C_1 = C_N$ . For each edge  $e_i$  in  $\gamma$  we pick a path  $\alpha_i \subset \partial C_i$  connecting the endpoints of  $e_i$ . If the image of  $\gamma$  is a loop of length  $N$ , let  $\alpha = \alpha_1 \dots \alpha_N$  in  $X^{(1)}$ . Similarly, if  $\gamma$  induces a self-intersection in  $e_1, e_N$ , let  $\alpha'$  be an edgepath in  $C_1 = C_N$  connecting the endpoints of  $\gamma$ , and let  $\alpha = \alpha_1 \dots \alpha_N \cdot \alpha'$ . In either case, a disc diagram  $D$  bounded by  $\alpha$  is referred to as disc diagram *bounded by*  $\gamma$ . The diagram  $D \cup \{C_1, \dots, C_N\}$  is called a *quasi-collared diagram* associated to  $\gamma$ , and the 2-cell  $C_1$  is a *corner* of  $D$ . The subdiagram  $\bigcup_{i=1}^N C_i$  is the *collar*.

Given a loop of hypergraph segments  $\gamma_1, \dots, \gamma_n$ , we may similarly define an  $n$ -*quasi-collared diagram*, with *corners* occurring in the 2-cells which contain points in  $\gamma_i \cap \gamma_{i+1}$ .

**Lemma 5.18.** *Let  $N > 0$ ,  $d < 1/5$ . There exist  $K, M > 0$  depending only on  $N, d$  such that for every hypergraph segment  $\gamma$  in  $X_{bal}$  of length  $\leq N$ , with an associated quasi-collared diagram  $Y$ ,  $Y$  is  $(K, M)$ -bounded with overwhelming probability.*

*Proof.* If  $\gamma$  has an associated quasi-collared diagram  $Y = D \cup \{C_1, \dots, C_N\}$  then  $\gamma$  contains a loop or self-intersection. Recall that hypergraph segments of  $X_{bal}$  are  $\varepsilon$ -antipodal where  $\varepsilon = \varepsilon_{d,\ell} < 1/5 - d$ . Since  $|\partial D| \leq NL(\frac{1}{2} + \varepsilon)$ , there is a uniform bound on the area of  $D$  by Remark 5.16. Thus, with overwhelming probability, there is a uniform bound  $K$  on the area of  $Y$ .

Let  $C = \overline{Y - D}$ . By construction the number of connectors in  $C$  is bounded above by  $4N$ . By Lemma 3.28,  $D$  is  $(K, \frac{1}{2}K(K-1)^2 + K^2)$ -bounded. The number of connectors in  $Y$  is bounded above by the sum of the number of connectors in  $D$  and  $C$  and the number of connectors in  $Y$  that lie on  $D \cap C$ . Therefore the number of connectors in  $Y$  is at most  $(1 + 4N)(\frac{1}{2}K(K-1)^2 + K^2) + 4N$ .  $\square$

**Lemma 5.19.** *Let  $N > 0$ ,  $d < 1/5$ . With overwhelming probability any hypergraph segment of length  $\leq N$  is embedded in  $X_{bal}$ .*

*Proof.* Suppose there is some segment  $\gamma$  of length  $k \leq N$  which is either a loop or has a self-crossing. We may assume that  $\gamma$  is minimal; i.e., there is no self-intersection except at the endpoints of  $\gamma$ . Let  $Y = D \cup \{C_i\}$  be the quasi-collared diagram of  $\gamma$ . By Lemma 5.18,  $Y$  is  $(K, M)$ -bounded for some  $K, M$ , so Remark 5.16 allows us to apply Lemma 3.31.

Up to swapping a choice of  $\alpha_i$  for its opposite path in the boundary of  $C_i$ , we may assume  $D \cup \{C_i\}$  is reduced. Note that the 2-cells in  $D$  have entirely internal edges or they are contained in  $\{C_i\}$ . For  $i \neq 1, k$ , the cells  $C_i$  contribute at most  $L(1/2 + \varepsilon_{d,\ell}) < L(1/2 + (1/5 - d)) < L(1 - 5d/2)$  to the boundary. Similarly, if  $C_1 \neq C_k$  then  $C_1$  and  $C_k$  contribute at most  $L(1/2 + \varepsilon_{d,\ell}) < L(1/2 + (1/5 - d)) < L(1 - 5d/2)$  to the boundary. Otherwise  $C_1 = C_k$ .

By Lemma 3.31  $D \cup \{C_i\}$  must have at least two 2-cells which contribute at least  $L(1 - 5d/2)$  edges to the boundary, a contradiction.  $\square$

**Theorem 5.20** (compare to [MP15, Theorem 6.1]). *Let  $d < 1/5$  and let  $W$  be an abstract hypergraph of  $X_{bal}$ . There exist  $\Lambda \geq 1$  and  $c > 1$  such that with overwhelming probability, the natural immersion  $W \rightarrow X_{bal}$  restricts to a  $(\Lambda L, cL)$ -quasi-isometric embedding from  $(W, d_W)$  to  $(X_{bal}, d_{X_{bal}}^{(1)})$ .*

*Proof.* Let us rescale the metric of  $X_{bal}^{(1)}$  by  $1/L$  so that the circumference of each 2-cell is 1. Note that with overwhelming probability disc diagrams in this metric satisfy  $|\partial D| \geq (1 - 2d)Area(D)$ ; in particular we see that  $X_{bal}$  is  $\delta$ -hyperbolic where  $\delta$  does not depend on  $L$ .

Note that for every  $\lambda \geq 1$ , there is some  $\kappa > 0$  such that every  $\kappa$ -local  $(\lambda, 1)$ -quasigeodesic in  $X_{bal}^{(1)}$  is a global quasi-geodesic. Note that  $\kappa$  depends only on  $\delta$  and  $\lambda$ , and, hence, not on  $L$ .

We claim that there is  $\lambda \geq 1$  with the following property: For any  $N > 0$  the immersion map on every hypergraph segment of length  $\leq N$  is a  $(\lambda, 1)$ -quasi-isometry with overwhelming probability when  $L \rightarrow \infty$ . As  $\kappa$  does not depend on  $L$ , the assertion of the lemma thus follows.

We now prove the claim. Let  $\gamma$  be a hypergraph segment with  $n \leq N$  edges. In particular,  $\gamma$  passes through at most  $N$  2-cells  $C_i$ . By Lemma 5.19, we assume

that  $\gamma$  is embedded, so that the 2-cells  $C_i$  are distinct. Let  $\alpha$  be a geodesic in  $X_{bal}$  joining the endpoints of  $\gamma$ . Let  $\gamma_i$  be the segment of  $\gamma$  contained in  $C_i$ . Let  $\alpha_i$  be an edge path in the boundary of  $C_i$  connecting the endpoints of  $\gamma_i$ . There is a disc diagram  $D$  bounded by  $\alpha \cdot \alpha_1 \dots \alpha_i$ . Up to taking a subdiagram of  $D$  we may assume that no 2-cell of  $D$  maps to any of the  $C_i$ .

Let  $Y = D \cup \{C_i\}$ . Note that since the definition of  $\text{Cancel}(Y)$  does not depend on the metric, rescaling the metric on  $X_{bal}$  does not change the computation of  $\text{Cancel}(Y)$ . The  $\alpha_i$  are internal in  $Y$  unless they lie on  $\alpha$ , so we can estimate  $\text{Cancel}(Y)$  as follows:

$$\begin{aligned} \text{Cancel}(Y) &\geq \frac{1}{2} \left( \sum_{i=1}^n |\alpha_i|_X L + \text{Area}(D)L - |\alpha|_X L \right) \\ &\geq \frac{1}{2} \left( L \left( \frac{1}{2} - \varepsilon_{d,\ell} \right) n + \text{Area}(D)L - |\alpha|_X L \right) \\ &\geq \frac{L}{4} \text{Area}(Y) - \frac{L}{2} |\alpha|_X + \frac{L}{4} (\text{Area}(D) - 2\varepsilon_{d,\ell}). \end{aligned}$$

Note that  $N$  gives a uniform bound on  $|\gamma|_W$ , and hence a uniform bound on  $|\alpha|_X$ . By [Remark 5.16](#) we have a uniform bound on the size of  $D$ , so we have a uniform bound on the size of  $Y$ . Therefore by [Remark 5.16](#) we get  $\text{Cancel}(Y) \leq dL \text{Area}(Y)$ . Putting this together and multiplying by  $2/L$  we have

$$2 \left( \frac{1}{4} - d \right) \text{Area}(Y) + \frac{1}{2} (\text{Area}(D) - 2\varepsilon_{d,\ell}) \leq |\alpha|_X.$$

We know that  $|\gamma|_W \leq \text{Area}(Y)$ , so we get

$$2(1 - 4d)|\gamma|_W - 1 \leq 2(1 - 4d)|\gamma|_W + \frac{1}{2} (\text{Area}(D) - 2\varepsilon_{d,\ell}) \leq |\alpha|_X.$$

On the other hand, consecutive points in  $\gamma$  are at a distance in  $X_{bal}^{(1)}$  of at most  $\frac{1}{2} + \varepsilon_{d,\ell}$ , so

$$|\alpha|_X \leq \left( \frac{1}{2} + \varepsilon_{d,\ell} \right) |\gamma|_W \leq |\gamma|_W.$$

In particular, the image of  $W$  (under the rescaled metric) is an  $N$ -local  $(\lambda, 1)$ -quasi-isometric embedding where  $\lambda = \max(1, \frac{1}{2-8d})$ . Hence the immersion map is a  $(\Lambda, c)$ -quasi-isometric map, for some  $\Lambda, c \geq 1$ .

Composing this with the rescaling map, the immersion of  $W$  into  $X_{bal}$  under the standard metric is a  $(\Lambda L, cL)$ -quasi-isometric embedding.  $\square$

The following is a corollary of [Theorem 5.20](#).

**Theorem 5.21.** *Let  $d < 1/5$ . With overwhelming probability hypergraphs are embedded trees.*

*Proof.* We once again scale the metric on  $X_{bal}$  by  $1/L$ . By [Theorem 5.20](#) there are  $\Lambda > 0$  and  $c > 1$  such that for any hypergraph  $W$ , with overwhelming probability the immersion map  $W \rightarrow X_{bal}$  restricts to a  $(\Lambda, c)$ -quasi-isometric embedding from  $(W, d_W)$  to  $(X_{bal}^{(1)}, \frac{1}{L} d_X)$ . In particular, the quasi-isometry constants  $\Lambda$ ,  $c$  and  $\delta$  do not depend on  $L$ . Thus there is a distance  $N$ , that does not depend on  $L$ , such that the images of two points of distance  $> N$  in  $\Gamma$  are distinct in  $X$ . By [Lemma 5.19](#) we may assume that geodesic paths of length  $\leq N$  in  $\Gamma$  embed in  $X$ . This yields the claim.  $\square$

**Corollary 5.22.** *Let  $d < 1/5$ . With overwhelming probability, all edge hypergraphs separate  $X_{bal}$  into two components.*

*Proof.* Let  $N(W)$  be a small neighborhood of a hypergraph  $W$ . Note that  $N(W) - W$  has two components. Furthermore, note that  $X_{bal}$  is simply connected so  $H_1(X_{bal}) = 0$ . By applying a Mayer–Vietoris argument to  $N(W)$  and  $X_{bal} - W$  we see that the number of components of  $X_{bal} - W$  is the same as the number of components of  $N(W) - W$ .  $\square$

More generally, we obtain a similar result for hyperstructures.

**Proposition 5.23.** *Let  $d < 1/5$ . With overwhelming probability, The hyperstructure  $W_e^{\mathcal{E}X}$  associated to an edge  $e$  is contractible and separates  $\mathcal{E}X_{bal}$  into two components.*

*Proof.* The proof is the same as [MS17, Lemmas 3.34 and 3.35] except that we rely on Theorem 5.21 to show that projected hypergraphs are embedded trees in  $X_{bal}$  rather than [MS17, Lemma 3.32].  $\square$

**5.4. Controlling intersections of hypergraph and vertex stabilizers.** The main result of this subsection is Proposition 5.24, which ensures that hypergraph stabilizers have controlled intersections with the peripheral subgroups in our preferred relatively hyperbolic structure for  $G$ . We use Proposition 5.24 to satisfy one of the hypotheses of a relative cubulation criterion from [EN21].

**Proposition 5.24.** *Let  $Z$  be a hypergraph in  $X_{bal}$ , let  $H = \text{Stab}_G(Z)$ , and let  $v$  be a vertex of  $X_{bal}$  with stabilizer  $G_v$ . With overwhelming probability, if  $v$  does not lie in  $Z$ , then  $G_v \cap \text{Stab}_G(Z)$  is finite.*

We use the fact that  $X_{bal}$  is a fine graph to show that the set of edges and vertices minimizing the distance from  $v$  to  $Z$  is finite. We then show that some finite index subgroup of  $G_v \cap \text{Stab}_G(Z)$  must act trivially on this finite set. The fineness of  $X_{bal}^{(1)}$  implies that we can pass to a further finite index subgroup of  $G_v \cap \text{Stab}_G(Z)$  that stabilizes an edge of  $X_{bal}$ .

We first prove the following lemma, which follows from the fact that projected hypergraphs are quasi-isometrically embedded.

**Lemma 5.25.** *Let  $Z$  be a hypergraph or projected hypergraph in  $X_{bal}$ , let  $Y$  be the carrier of  $Z$ , let  $Z^-$  be a component of  $X_{bal}^{(1)} \setminus Z$ , and let  $0 \leq \varepsilon < \frac{1}{5} - d$ . Suppose that for every polygon  $C$  of  $Y$ , the two points in  $\partial C \cap Z$  are at least  $(\frac{1}{2} - \varepsilon)|\partial C|$  apart in  $C$ . There is an affine function  $\lambda : \mathbb{R} \rightarrow \mathbb{R}$  so that for any  $x_1, x_2 \in Z \cap X_{bal}^{(1)}$  there is an arc of length at most  $\lambda(d(x_1, x_2))$  from  $x_1$  to  $x_2$  that does not intersect  $Z^-$ .*

*Proof.* Theorem 5.20 implies that a geodesic path in  $X_{bal}^{(1)}$  from  $x_1$  to  $x_2$  has length linearly related to the hypergraph distance  $d_Z(x_1, x_2)$ . In any polygon  $C$  so that  $Z$  passes through the interior of  $C$ , there are two paths between  $Z \cap \partial C$  in  $\partial C$  that have length at most  $(\frac{1}{2} + \varepsilon)|\partial C|$ . One of these two paths must avoid  $Z^-$ . Therefore, there exists a path  $\sigma$  from  $x_1$  to  $x_2$  whose length is at most  $(\frac{1}{2} + \varepsilon)d_Z(x_1, x_2)S$ , where  $S$  is the maximum number of sides of any polygon of  $X_{bal}$ , so that  $\sigma$  avoids  $Z^-$ . If  $\sigma$  is not an arc, it can be made an arc by eliminating any loops, which strictly shortens the path.  $\square$

For the following two propositions, fix a projected hypergraph  $Z$  and a vertex  $v$  in  $X_{bal}$ . Let  $D_v$  be the collection of edges dual to  $Z$  or vertices on  $Z$  that realize the minimum distance to  $v$ . That is, if  $e \in D_v$  and  $f$  is an edge dual to  $Z$  or a vertex in  $Z$  not in  $D_v$ , then  $d_{X_{bal}^{(1)}}(v, e) < d(v, f)$ .

**Proposition 5.26.** *The collection  $D_v$  is finite.*

*Proof.* Suppose toward a contradiction that there is an infinite collection  $e_0, e_1, e_2, \dots$  so that each  $e_i \in D_v$ . Let  $\gamma_0, \gamma_1, \gamma_2, \dots$  be paths of minimal length from  $v$  to  $e_i \cap Z$  respectively. The paths  $\gamma_i$  are geodesic, so if  $\gamma_i, \gamma_0$  have common vertices  $v, w$ , we may reroute  $\gamma_i$  so that  $\gamma_i$  agrees with  $\gamma_0$  between  $v, w$ . Thus we assume that if  $\gamma_i$  and  $\gamma_0$  have a vertex  $w$  in common other than  $v$ , then the subpath of  $\gamma_i$  from  $v$  to  $w$  agrees with the subpath of  $\gamma_0$ .

We show that there exists an infinite  $I \subseteq \{0, 1, 2, \dots\}$  and a vertex  $v_0$  on  $\gamma_0$  so that  $0 \in I$  and for all  $i \in I$ ,  $\gamma_i \cap \gamma_0$  is exactly the subsegment of  $\gamma_0$  from  $v$  to  $v_0$ . Our proof is by induction on the length of  $\gamma_0$ . If the length of  $\gamma_0$  is 1, then the  $\gamma_i \cap \gamma_0 = \{v\}$  are pairwise disjoint because the  $e_i$  are distinct.

Now suppose that the length of  $\gamma_0$  is  $m$  and  $f_0, f_1, f_2, \dots$  are edges such that  $f_i$  is the first edge of  $\gamma_i$  issuing from  $v$ . We chose  $\gamma_i$  so that if  $\gamma_i \cap \gamma_0 \neq \{v\}$ , then  $\gamma_i$  and  $\gamma_0$  must contain a common initial subsegment issuing from  $v$ . Therefore, if  $f_i \neq f_0$  for infinitely many  $i$ , then there are infinitely many  $i$  so that  $\gamma_i \cap \gamma_0 = \{v\}$  so we can take  $v_0 = v$ . Otherwise, there is an infinite  $J \subseteq \{0, 1, 2, \dots\}$  so that  $0 \in J$  and  $i \in J$  implies  $f_i = f_0$ . Then we can obtain  $v_0$  by applying the inductive hypothesis to the collection  $\{\gamma_i \setminus f_i : i \in J\}$ . This completes the proof of the claim.

Thus there exists a vertex  $v_0$ , some infinite  $I \subseteq \{0, 1, \dots\}$  with  $0 \in I$ , and a collection of geodesic arcs  $\{\rho_i : i \in I\}$  so that for all  $i \in I$ ,  $\rho_i$  issues from vertex  $v_0$ ,  $\rho_i$  is a subpath of  $\gamma_i$ ,  $|\rho_i| \leq |\gamma_i|$ , and  $\rho_i \cap \rho_0 = \{v_0\}$ .

By Lemma 5.25 there are arcs  $\sigma_1, \sigma_2, \dots$  in  $X^{(1)}$  so that  $\sigma_i$  connects  $e_i \cap Z$  to  $e_0 \cap Z$ . Furthermore, since each  $\gamma_i$  is geodesic, we have  $|\sigma_i| \leq 2|\gamma_i| = \lambda(d_{X_{bal}^{(1)}}(v, Z))$ .

Consider the paths  $\mu_i = \rho_0 \cdot \sigma_i \cdot \rho_i$ . These have length  $|\mu_i| \leq 4\lambda(d_{X_{bal}^{(1)}}(v, Z))$ . Furthermore each  $\mu_i$  is distinct because each path  $\rho_i$  has distinct endpoints. Since  $\rho_i \setminus \{e_i \cap Z\}$  lies in  $Z^-$ ,  $\sigma_i$  does not intersect  $Z^-$ , and  $\rho_i \cap \rho_0 = \{v_0\}$ , each  $\mu_i$  is an embedded loop containing the initial edge of  $\rho_0$  issuing from  $v_0$ . However, there can only be finitely many  $\mu_i$  because  $X_{bal}^{(1)}$  is a fine graph by Proposition 4.9. This contradicts the fact that  $I$  is infinite.  $\square$

**Proposition 5.27.** *Let  $H_v = G_v \cap \text{Stab}_G(Z)$ . If  $v$  does not lie in  $Z$ , then  $H_v$  contains a finite index subgroup that stabilizes an edge of  $X_{bal}$ .*

*Proof.* Observe that  $H_v$  fixes  $v$  and  $H_v$  fixes  $Z$  setwise, so the action of  $H_v$  takes points in  $D_v$  to points in  $Z$ . Since points in  $D_v$  realize the minimum distance from  $v$  to  $Z$ , and since  $H_v$  acts on  $X_{bal}^{(1)}$  by isometries, the action of  $H_v$  permutes the elements of  $D_v$ . Since  $D_v$  is finite by Proposition 5.26, there is a finite index  $H_0 \leq H_v$  that fixes  $D_v$  pointwise.

If  $e_0 \cap Z$  is a midpoint of an edge,  $H_0$  must fix  $e_0$  and we are done. If  $e_0$  is a vertex, there are finitely many geodesic paths from  $v$  to  $e_0$  because  $X_{bal}$  is a fine hyperbolic graph by Remark 5.16. Since  $H_0$  acts by isometries and fixes  $e_0$ ,  $H_0$  permutes the geodesic paths from  $v$  to  $e_0$ . Thus some finite index subgroup  $H_1 \leq H_0$  fixes some geodesic from  $v$  to  $e_0$  pointwise and therefore fixes an edge.  $\square$

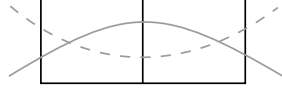


FIGURE 8. The unique minimal diagram collared by two hypergraphs.

*Proof of Proposition 5.24.* By Lemma 2.5 the edge stabilizers for the action of  $G$  on  $X_{\mathcal{R}}$  are trivial and after subdividing, the edge stabilizers of  $X_{bal}^{(1)}$  are trivial. If  $v$  is not in  $Z$ , then there is a finite index subgroup of  $H_v = G_v \cap \text{Stab}_G(Z)$  that fixes an edge of  $X_{bal}^{(1)}$  by Proposition 5.27. Hence  $H_v$  is finite because a finite index subgroup is trivial.  $\square$

**5.5. Cutting geodesics with hypergraphs.** The main result of this subsection is the following proposition.

**Proposition 5.28.** *Let  $d < \frac{1}{6}$  and let  $\gamma$  be a geodesic in  $X_{bal}^{(1)}$  containing at least two vertices. With overwhelming probability, there exists an edge hypergraph  $H$  so that  $|H \cap \gamma| = 1$ . Furthermore, if  $\gamma$  is infinite then with overwhelming probability there exists an  $N > 0$  so that every subpath of length  $N$  contains such an edge hypergraph.*

Both cases will follow from results of Ollivier and Wise in [OW11]. They consider a Gromov random group and a collection of antipodal hypergraphs in its Cayley complex and establish several results about the behavior of hypergraphs and their carriers. Analogous results for  $X_{bal}$  are listed in the following theorem.

**Theorem 5.29.** *Let  $0 < d < 1/6$ . The following hold with overwhelming probability in  $X_{bal}$ .*

- (1) *Every reduced disc diagram  $D$  with  $\text{Area}(D) \geq 3$  contains at least three 2-cells that contribute strictly more than half their edges to  $\partial D$ . (See [OW11, Theorem 5.1].)*
- (2) *If  $H, H'$  are (projected or edge) hypergraph rays intersecting in a 2-cell  $C$ , they either intersect in a 2-cell adjacent to  $C$  as in Figure 8, or they do not intersect anywhere else. (See [OW11, Corollary 5.2].)*
- (3) *The carrier of a (projected or edge) hypergraph  $H$  is a convex subcomplex of  $X_{bal}$ . (See [OW11, Theorem 8.1].)*
- (4) *For all  $p, q \in X_{bal}^{(0)}$  and for all  $\varepsilon > 0$  we have*

$$\#(p, q) \geq \frac{1}{2} \left( \frac{1}{6} - d - \varepsilon \right) (d(p, q) - 6L),$$

*where  $\#(p, q)$  denotes the number of edge hypergraphs separating points  $p, q$ . (See [OW11, Theorem 9.1].)*

The proofs of these claims for edge hypergraphs follow exactly the arguments in [OW11]. Indeed, the results in [OW11] are a direct consequence of the antipodal construction of hypergraphs and the fact that the Cayley complex  $\tilde{X}$  satisfies a linear isoperimetric inequality  $|\partial D| \geq (1 - 2d - \varepsilon) \text{Area}(D)L$  [OW11, Theorem 1.6]. In particular, Ollivier–Wise actually prove that these results hold in any 2-complex  $\tilde{X}$  made of  $L$ -gons which satisfies this linear isoperimetric inequality, equipped with antipodal hypergraphs.



It remains to prove that (2) and (3) also apply to projected hypergraphs. To this end, note that a key tool in the proofs of [OW11] is to consider a diagram collared by hypergraphs and use the fact that hypergraphs are antipodal to argue that only corners can contribute more than  $L/2$  edges to the boundary of the diagram. Though projected hypergraphs are not in general antipodal, diagrams collared by projected hypergraphs are sufficiently well behaved to allow the proofs of Ollivier–Wise to apply in our setting. The following lemma formalizes this.

**Lemma 5.30.** *Let  $\lambda_1, \dots, \lambda_k$  be hypergraphs in  $X_{bal}$ . Let  $Y$  be a quasi-collared diagram, collared by  $\lambda_1, \dots, \lambda_k$ . If  $C$  is a 2-cell in the collar of  $Y$  that is not a corner, then  $|C \cap \partial Y| \leq L/2$ .*

*Proof.* The vertices of  $X_{bal}$  can be partitioned into the vertices that existed in  $X_{\mathcal{R}}$ , called *original* vertices, and the vertices introduced by subdivision, called *new* vertices. Note that original vertices around a 2-cell are at distance at least  $2k$  from each other, where  $X_{bal} = X_{\mathcal{R}}[k]$ .

Let  $C$  be a 2-cell of the collar of  $Y$  and let  $\alpha' = C \cap (\overline{Y - C})$ . Note that  $\alpha'$  is a path in the boundary of  $C$  that is interior in  $Y$ . Since subdivision does not introduce new 2-cells, the endpoints of  $\alpha'$  are both original vertices. If  $C$  is not a corner, one of the  $\lambda_i$  intersects  $C$  with endpoints  $x, x' \in \overline{C - \partial Y}$ . Let  $\alpha$  be the path in  $\partial C - \partial Y$  from  $x$  to  $x'$ . Note that  $\alpha'$  is an extension of  $\alpha$ . By Proposition 5.13,  $|\alpha| \geq (1/2 - \varepsilon_{d,\ell})L$ . Since  $L = 2k\ell$  and  $\varepsilon_{d,\ell} < 1/\ell$ , we have  $\varepsilon_{d,\ell} < 2k/L$ . Thus  $|\alpha|/2k > L/4k - 1$ . Hence the number of original vertices on  $\alpha$ , and also on  $\alpha'$ , is at least  $L/4k = \ell/2$ . But since the endpoints of  $\alpha'$  are original vertices, this shows that  $|\alpha'| \geq L/2$ , as desired.  $\square$

In the language of [OW11], Lemma 5.30 states that any pseudoshell of the diagram  $Y$  collared by  $\lambda_1, \dots, \lambda_k$  has to be a corner. Thus the proofs of (2), (3) of Theorem 5.29 for projected hypergraphs are identical to the proofs given in [OW11], substituting Lemma 5.30 for the antipodal construction of the hypergraphs when necessary.

*Proof of Proposition 5.28.* Let  $\gamma$  be an infinite geodesic in  $X_{bal}^{(1)}$ . Let  $N > 6L$ . Then by Theorem 5.29(4) along any subpath of  $\gamma$  of length  $N$  there is at least one edge hypergraph  $H$  which intersects the subpath of  $\gamma$  exactly once. If  $H$  intersects  $\gamma$  again at a point at distance  $> N$ , then by convexity of the carrier of  $H$  (Theorem 5.29(3)), the subpath of  $\gamma$  between the two intersection points lies in the carrier, and we get a disc diagram that violates Theorem 5.29(1).

Suppose instead that  $\gamma$  is a finite geodesic segment. Refer to Figure 9. Note that by Theorem 5.21 no edge hypergraph can meet  $\gamma$  twice in the same 2-cell, so  $\gamma$  is not contained in a single 2-cell. Let  $H$  denote the edge hypergraph closest to one of the endpoints of  $\gamma$ , and let  $x \neq y$  denote the first two intersection points of  $H$  with  $\gamma$ . By Theorem 5.29(3), which applies to the edge hypergraph  $H$ , the subpath of  $\gamma$  from  $x$  to  $y$  lies in the carrier of  $H$ . Let  $C_1, C_2$  denote the first two 2-cells of the carrier of  $H$ .

First suppose that  $|\gamma \cap C_1| = 1$ . Then  $|C_1 \cap C_2| \geq L/2 - 1$ . On the other hand, the isoperimetric inequality from Corollary 4.2 (see also Remark 5.16) implies that  $\partial(C_1 \cup C_2)$  has at least  $\frac{4}{3}L$  edges, so  $|C_1 \cap C_2| \leq L/3$ . As  $L \rightarrow \infty$  this gives a contradiction. Thus we may assume that  $|\gamma \cap C_1| > 1$ . Let  $r = H \cap (C_1 \cap C_2)$ , and let  $p, s$  be the endpoints of  $C_1 \cap C_2$  so that  $s \in \gamma$ . Let  $H'$  be the edge hypergraph incident to the edge of  $\overline{ps}$  closest to  $s$ . Then  $H \neq H'$ . Note that since  $\gamma$  is a



geodesic and  $r \notin \gamma$ , we have  $\gamma \cap (C_1 \cap C_2) = s$ . As in the previous case, we have  $|C_1 \cap C_2| = d(p, s) = d(s, r) + d(r, p) \leq L/3$ . Since  $d(x, s) + d(s, r) = L/2$ , we get that  $d(x, s) \geq d(r, p) + L/6$ . On the other hand, if the other endpoint of  $H' \cap C_1$  is in  $\overline{ps} = C_1 \cap C_2$ , then  $d(x, s) < d(r, p)$ , which is a contradiction. Thus  $H' \cap C_1 \cap C_2 = \emptyset$ . This implies that  $H' \cap C_2 = \emptyset$ . Indeed, if this is not the case then  $H \cap H'$  includes a point in  $C_2$ , so by Theorem 5.29(2)  $H'$  would cross an edge of  $C_1 \cap C_2$ .

Suppose that  $H'$  intersects  $\gamma$  at least two times. Let  $a$  denote the point  $H' \cap C_1 \cap \gamma$  and let  $b$  be another point in  $H' \cap \gamma$ . Note that, by the choice of  $x$ ,  $\overline{ab} \subset \gamma$  does not contain  $x$ . We thus have two cases: either  $\overline{ab} \subset \overline{ay}$ , or  $\overline{ay} \subset \overline{ab}$ . In either case, we see that both  $H$  and  $H'$  enter a 2-cell  $C \neq C_1$  (along a 2-cell containing  $b$  in the former case and along a 2-cell containing  $y$  in the latter case). But this implies that  $H$  and  $H'$  intersect at  $C$ . By Theorem 5.29(2),  $H$  and  $H'$  have to intersect at either  $C_2$  or at  $C_3$  (Figure 9).  $H'$  does not enter  $C_2$ , so the only possibility is  $C_3$ .

Consider the diagram induced by the union of  $C_1, C_2, C_3$ . By Theorem 5.29(1), all three 2-cells must contribute at least  $\frac{L}{2}$  to the boundary. But  $C_1$  contributes at most  $L - (d(x, s) + d(s, p)) < L/2$  to the boundary. This is a contradiction, so  $H' \cap \gamma = \{a\}$ .  $\square$

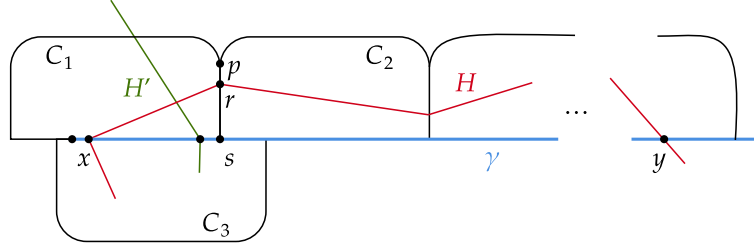


FIGURE 9. If  $\gamma$  is a finite geodesic, there is an antipodal hypergraph that crosses  $\gamma$  exactly once.

## 6. APPLYING A RELATIVE CUBULATION CRITERION

In this section, we prove Theorem 1.4 using the following relative cubulation condition from [EN21], which uses [EMN24], and ideas from [BW12; EG20] to obtain a cubulation.

Throughout, we let  $G \sim \mathcal{FPD}(\mathcal{G}; d, m, \ell)$ . We assume that each factor has a relatively hyperbolic structure  $(G_i, \mathcal{P}_i)$ , and that each of these structures admits a relatively geometric cubulation. We denote by  $\mathcal{P}$  the union  $\bigcup_i \mathcal{P}_i$ . Note that, with overwhelming probability,  $(G, \mathcal{P})$  is relatively hyperbolic.

The statement of Theorem 6.1 below has been adapted to the context of  $\mathcal{E}X_{\text{bal}}$  and  $X_{\text{bal}}$  of this paper for ease of reading. We will define the terms and conditions in the theorem after stating it, and then show how results from previous sections verify these conditions.

**Theorem 6.1** ([EN21, Corollary 8.22]). *If  $X_{\text{bal}}$  has suitable walls and  $\mathcal{E}X_{\text{bal}}$  satisfies the projected wall tree, projected wall fullness and two-sided wall projection properties, then  $(G, \mathcal{P})$  acts relatively geometrically on a  $\text{CAT}(0)$  cube complex.*

We now define the conditions in the hypothesis of [Theorem 6.1](#), again adapted to our context to simplify notations for the reader.

**Definition 6.2** ([[EN21](#)] Hypotheses 6.2).  $X_{bal}$  satisfies the *suitable walls* condition if:

- (1) for any edge  $e$  of  $X$ , the hypergraph  $Z_e \in \mathcal{Z}$  is an embedded tree whose intersection with  $X^{(1)}$  is quasiconvex,
- (2) any hypergraph  $Z \in \mathcal{Z}$  separates  $X$  into two distinct complementary components,
- (3) for any  $Z \in \mathcal{Z}$  and any vertex  $v \in X$ ,  $\text{Stab}(Z) \cap \text{Stab}(v)$  is finite, and
- (4) if  $\gamma$  is a combinatorial geodesic, then there exists an edge  $e$  of  $\gamma$  so that  $Z_e$  crosses  $\gamma$  exactly once. If  $\gamma$  is infinite, there exists an  $N \in \mathbb{N}$  so that every subsegment of  $\gamma$  with length  $N$  contains an edge  $e$  so that  $Z_e$  intersects  $\gamma$  exactly once.

**Proposition 6.3.** *Let  $G \sim \mathcal{FPD}(\mathcal{G}; d, m, \ell)$  with  $d < \frac{1}{6}$ . The complex  $X_{bal}$  satisfies the suitable walls condition as in [Definition 6.2](#).*

*Proof.* We verify [Definition 6.2](#) item by item. [Theorem 5.21](#) and [Theorem 5.20](#) imply Item (1). [Corollary 5.22](#) implies Item (2). [Proposition 5.24](#) implies Item (3). [Proposition 5.28](#) implies Item (4).  $\square$

Recall that there is a projection map  $p : \mathcal{E}X_{bal} \rightarrow X_{bal}$  from [Definition 5.6](#).

**Definition 6.4** ([[EN21](#)] Definition 8.10). We say

- (1)  $(\mathcal{E}X_{bal}, p)$  has the *projected wall tree property* if  $p$  projects every  $\mathcal{E}X_{bal}$ -hyperstructure to an embedded tree in  $X_{bal}$  whose intersection with  $X^{(1)}$  is quasiconvex,
- (2)  $(\mathcal{E}X_{bal}, p)$  has the *projected wall fullness property* if whenever  $W_e^{\mathcal{E}X_{bal}}$  is an  $\mathcal{E}X_{bal}$ -hyperstructure and  $v$  is a vertex of  $X_{bal}$ ,  $\text{Stab}_G(W_e^{\mathcal{E}X_{bal}})$  has infinite intersection with  $\text{Stab}_G(v)$  if and only if  $p(W_e^{\mathcal{E}X_{bal}})$  intersects  $v$ , and
- (3)  $(\mathcal{E}X_{bal}, p)$  has the *two-sided wall projection property* if every  $W_e^{\mathcal{E}X_{bal}}$  separates  $\mathcal{E}X_{bal}$  into two complementary components such that the corresponding closed half-spaces  $U^+$  and  $U^-$ , which satisfy  $U^+ \cap U^- = W_e^{\mathcal{E}X_{bal}}$ , then  $\pi(U^+) \cap \pi(U^-) = \pi(W_e^{\mathcal{E}X_{bal}})$ .

We are now ready to state the main result of this section:

**Theorem 6.5.** *Let  $G \sim \mathcal{FPD}(\mathcal{G}; d, m, \ell)$  with  $d < \frac{1}{6}$  so that each factor has a relatively hyperbolic structure  $(G_1, \mathcal{P}_1), \dots, (G_n, \mathcal{P}_n)$  and each of these structures admits a relatively geometric cubulation. Let  $\mathcal{P}$  be the union  $\bigcup_i \mathcal{P}_i$ . Then with overwhelming probability  $(G, \mathcal{P})$  is relatively hyperbolic and acts relatively geometrically on a  $CAT(0)$  cube complex.*

**Proposition 6.6.** *Let  $G \sim \mathcal{FPD}(\mathcal{G}; d, m, \ell)$  with  $d < \frac{1}{6}$ , then  $(\mathcal{E}X_{bal}, p)$  satisfies the projected wall tree, projected wall fullness, and two sided wall projection properties.*

*Proof.* By [Proposition 5.13](#), all projected hypergraphs are  $\varepsilon$ -antipodal. [Theorem 5.20](#) and [Theorem 5.21](#) imply that  $(\mathcal{E}X_{bal}, p)$  satisfies the wall tree projection property. [Proposition 5.24](#) implies the projected wall fullness property. For the two sided wall projection property, we see from [Proposition 5.23](#) that  $W = W_e^{\mathcal{E}X_{bal}}$  is two-sided. Let  $U^+$  and  $U^-$  be closed half-spaces so that  $U^+ \cap U^- = W_e^{\mathcal{E}X_{bal}}$ . Let  $x \in p(U) \cap p(U^*)$ . The projection  $p : \mathcal{E}X_{bal} \rightarrow X_{bal}$  restricts to a homeomorphism

on the preimage of each open 1-cell or 2-cell of  $X_{bal}$ , moreover, the preimage of each 0-cell is a (connected) fiber complex.

Hence, if  $x$  is contained in the interior of a 1-cell or 2-cell then there is a unique point  $\tilde{x} \in p^{-1}(x)$  and it must be that  $\tilde{x} \in U \cap U^*$ . Otherwise,  $x$  is a 0-cell of  $X_{bal}$  with preimage  $E_x$  a fiber complex. Since  $x \in p(U)$  it must be that  $E_x \cap U \neq \emptyset$ , and similarly,  $E_x \cap U^* \neq \emptyset$ . Since  $U, U^*$  are half spaces of  $W$  that both intersect  $E_x$ ,  $U \cap E_x, U^* \cap E_x$  are half spaces of a hyperplane  $W \cap E_x$  in  $E_x$ . Thus there exists a point  $\tilde{x} \in E_x \cap (U \cap U^*)$  such that  $p(\tilde{x}) = x \in p(U \cap U^*)$  as desired. The reverse inclusion is obvious.  $\square$

*Proof of Theorem 6.5.* The result follows by combining the cubulation criterion Theorem 6.1 with Proposition 6.6.  $\square$

*Remark 6.7.* For an arbitrary random quotient of a free product, the factor  $G_i$  acts relatively geometrically on a point with respect to the structure  $(G_i, \{G_i\})$ . Then take  $\mathcal{P}$  to be the collection of free factors,  $\mathcal{E}X_{bal} = X_{bal} = X_{\mathcal{R}}$ , with projection  $p = id$ , and apply Theorem 6.1 to obtain the first part of Theorem 1.4.

## 7. GEOMETRICALLY CUBULATING

The goal of this section is the following.

**Theorem 7.1.** *If  $G \sim \mathcal{FPD}(\mathcal{G}; d, m, \ell)$  with  $d < \frac{1}{6}$  and each of the factors  $G_1, \dots, G_n$  admits a proper and cocompact cubulation, then with overwhelming probability,  $G$  acts properly and cocompactly on a  $CAT(0)$  cube complex.*

Throughout this section, let  $G \sim \mathcal{FPD}(\mathcal{G}; d, m, \ell)$  with  $\mathcal{G} = \{G_1, \dots, G_n\}$  and  $d < \frac{1}{6}$ . Assume that each  $G_i$  is cubulable. If  $G_i$  is finite, let  $Y_i$  be a single point. Otherwise, let  $Y_i$  be an essential  $CAT(0)$  cube complex on which the group  $G_i$  acts properly and cocompactly; that is, every hyperplane of  $Y_i$  splits  $Y_i$  into two deep components (see [CS11, Proposition 3.5]). Throughout this section, we fix  $\mathcal{E}X_{bal}$  to be the mixed even polygonal-cubical complex with fiber complexes  $Y_1, \dots, Y_n$ .

Let  $C(G)$  denote the cube complex dual to the stabilizers<sup>1</sup> of both  $\mathcal{E}X_{bal}$ -hyperstructures and edge hypergraphs in  $X_{bal}$  as defined in Section 5. Note that by construction this is a  $G$ -finite collection. In Section 7.1 we prove the induced action of  $G$  on  $C(G)$  is proper and then in Section 7.2 we prove the action is cocompact. Note that we cannot directly apply Theorem 6.5 because there is no relatively geometric action on the factor complexes. Indeed, the factor groups are not necessarily hyperbolic (relative to the trivial subgroup).

**7.1. Properness.** The main tool used to prove properness is the following result.

**Theorem 7.2** ([BW12, Theorem 5.1]). *Let  $(G, \mathcal{P})$  be a relatively hyperbolic pair. Suppose that:*

- (1) *for each parabolic point  $q \in \partial_{\mathcal{P}}(G)$ , there exist finitely many quasi-isometrically embedded finitely generated codimension-1 subgroups of  $G$  whose intersections with  $\text{Stab}_G(q)$  yields a proper action of  $\text{Stab}_G(q)$  on the corresponding dual cube complex, and*

<sup>1</sup>Here we assume that the hyperstructure stabilizers act without inversion in the hyperstructure or else replace the stabilizer with the index 2 subgroup that acts without inversion.

- (2) for each pair of distinct points  $u, v \in \partial_{\mathcal{P}}(G)$  there is a quasi-isometrically embedded finitely generated codimension-1 subgroup  $H$  such that  $u, v$  lie in  $H$ -distinct components of  $\partial_{\mathcal{P}}G \setminus \partial H$ .

Then there exists a subcollection of finitely many quasi-isometrically embedded f.g. codimension-1 subgroups of  $G$  such that the action of  $G$  on the dual cube complex is proper.

*Remark 7.3.* Even though [Theorem 7.2](#) as stated gives a (finite) subcollection of codimension-1 subgroups with respect to which the dual cube complex is proper, it is implicit (see [\[BW12, Lemma 5.4\]](#)) that, when the collection of codimension-1 subgroups we start with is finite, we do not need to pass to a subcollection. This is the setting that will be relevant to us. We will show that the  $G$ -finite collection of stabilizers of the  $\mathcal{E}X_{\text{bal}}$ -hyperstructures and the edge hypergraphs of  $X$  satisfy the hypotheses of [Theorem 7.2](#). Therefore, the action on the dual cube complex will be proper. See [Theorem 7.9](#).

We will first show that  $\mathcal{E}X_{\text{bal}}$ -hyperstructures are quasi-isometrically embedded. Recall that  $p : \mathcal{E}X_{\text{bal}} \rightarrow X_{\text{bal}}$  is the natural projection.

**Proposition 7.4.** *Let  $W$  be a hyperstructure in  $\mathcal{E}X_{\text{bal}}$ . Then  $W$  is quasi-isometrically embedded in  $\mathcal{E}X_{\text{bal}}$ .*

Let  $W$  be a hyperstructure in  $\mathcal{E}X_{\text{bal}}$ , let  $N(W)$  be its carrier, and let  $a, b$  be arbitrary points in  $W \cap \mathcal{E}X_{\text{bal}}^{(1)}$ . Let  $\gamma$  be a geodesic in  $\mathcal{E}X_{\text{bal}}^{(1)}$  from  $a$  to  $b$  and let  $\alpha$  be a shortest path in  $N(W) \cap \mathcal{E}X_{\text{bal}}^{(1)}$  from  $a$  to  $b$ . Our goal is to show that  $|\alpha|$  is uniformly bounded above by a linear function in  $|\gamma|$ . We do this by cases. There exist minimal decompositions of  $\alpha$  and  $\gamma$  as

$$\alpha = \alpha_1 * \cdots * \alpha_m, \quad \gamma = \gamma_1 * \cdots * \gamma_m$$

so that for each  $1 \leq i \leq m$  one of the following holds:

- (Case 1)  $\alpha_i, \gamma_i$  have the same image in  $\mathcal{E}X_{\text{bal}}$ ,
- (Case 2)  $p(\alpha_i), p(\gamma_i)$  have disjoint interiors, or
- (Case 3)  $\alpha_i, \gamma_i$  have distinct images in  $\mathcal{E}X_{\text{bal}}$  but are contained in the same fiber complex.

In general, it is not true that a geodesic  $\gamma$  in  $\mathcal{E}X_{\text{bal}}$  projects to a geodesic in  $X_{\text{bal}}$ . However, the image of such a geodesic has controlled intersection with polygons.

**Lemma 7.5.** *Let  $c$  be a polygon in  $X_{\text{bal}}$ . If  $\gamma$  is a geodesic in  $\mathcal{E}X_{\text{bal}}$  then  $|p(\gamma) \cap c| < L(\varepsilon + \frac{1}{2})$ . Similarly, suppose that  $W$  is a hyperstructure in  $\mathcal{E}X_{\text{bal}}$ , and  $\alpha$  is a shortest path in  $N(W) \cap \mathcal{E}X_{\text{bal}}^{(1)}$ . Then  $|p(\alpha) \cap c| < L(\varepsilon + \frac{1}{2})$ .*

*Proof.* Let  $c$  be a polygon in  $X_{\text{bal}}$ . There is a unique polygon  $\tilde{c}$  in  $\mathcal{E}X_{\text{bal}}$  so that  $p(\tilde{c}) = c$ . If  $\gamma$  is geodesic, then  $|\gamma \cap \partial \tilde{c}| \leq \frac{1}{2}|\partial \tilde{c}|$ . By the construction in [Section 5.2](#), the map  $p : \mathcal{E}X_{\text{bal}} \rightarrow X_{\text{bal}}$  collapses cubical edges, so  $|p(\gamma) \cap c| < L(\varepsilon + \frac{1}{2})$ . Similarly, if  $\alpha$  is a shortest path in  $N(W)$  and  $\tilde{c} \subset N(W)$  then  $|\alpha \cap \partial \tilde{c}| \leq \frac{1}{2}|\partial \tilde{c}|$ . Thus  $|p(\alpha) \cap c| < L(\varepsilon + \frac{1}{2})$ .

Suppose instead that  $\tilde{c} \not\subset N(W)$  and  $|p(\alpha) \cap c| \geq L(\varepsilon + \frac{1}{2})$ . Let  $e$  be the first edge in  $c \cap p(\alpha)$ . Let  $p(W')$  be the projected hypergraph through  $e$ , and note that  $W' \neq W$ . Since  $p(W')$  is  $\varepsilon$ -antipodal,  $p(W')$  must cross another edge  $e' \in p(\alpha) \subset p(N(W))$ , hence  $p(W) \cap p(W')$  contains at least two distinct points. By [Theorem 5.29\(2\)](#) these

points lie in adjacent 2-cells  $d, d' \in p(N(W))$ . Then  $D = d \cup d' \cup c$  is a disc diagram collared by  $p(W)$  and  $p(W')$ , with area 3 and at most 2 corners. By [Lemma 7.6](#) and [Theorem 5.29\(1\)](#) this is impossible.  $\square$

We now analyze the behavior of a Case 2 pair of arcs, using their projections to  $X_{bal}$ .

**Lemma 7.6.** *Let  $d < \frac{1}{6}$  and let  $1 \leq i \leq m$ . Suppose  $s_\alpha, s_\gamma$  are the starting points of  $\alpha_i, \gamma_i$ , respectively, and let  $t_\alpha, t_\gamma$  be their ending points. There exists a uniform  $\tau > 0$  so that  $d_{\mathcal{E}X_{bal}^{(1)}}(s_\alpha, s_\gamma) \leq \tau$  and  $d_{\mathcal{E}X_{bal}^{(1)}}(t_\alpha, t_\gamma) \leq \tau$ .*

*Proof.* If  $i$  is in Case (1), the endpoints of  $\alpha_i, \gamma_i$  are equal to each other. If  $i$  is in Case (3) and  $1 < i < m$ , then  $i-1$  and  $i+1$  are in Case (1) or in Case (2). Otherwise,  $i = 1$  or  $i = m$ , and either  $m = 1$ , or  $i+1$ , respectively,  $i-1$ , is in Case (1) or Case (2). So it suffices to prove this for the endpoints in Case (2).

Suppose  $\alpha_i, \gamma_i$  are in Case (2). Then  $p(s_\alpha) = p(s_\gamma)$  and  $p(t_\alpha) = p(t_\gamma)$ . Let  $D$  be a reduced disc diagram bounded by  $p(\alpha_i), p(\gamma_i)$ . By [Lemma 3.31](#) either  $|D| = 1$  or  $D$  contains at least 2 polygons that each contribute at least  $L(1 - 5d/2)$  edges to  $\partial D$ . By the choice of the subdivision parameter  $k$  in [Section 5.2](#), each of these contributes at least  $L(\frac{1}{2} + \varepsilon)$  edges to  $\partial D$ . We call such polygons  $\varepsilon$ -supershells, and if  $|D| > 1$  then  $D$  contains at least two  $\varepsilon$ -supershells.

We will show that the first edge of  $p(\alpha_i)$  and the first edge of  $p(\gamma_i)$  are part of the same polygon of  $D$ . Let  $c_\alpha$  be the polygon of  $D$  adjacent to the first edge of  $p(\alpha_i)$ , and let  $c'_\alpha$  be the polygon of  $D$  adjacent to the last edge of  $p(\alpha_i)$ . We define  $c_\gamma$  and  $c'_\gamma$  analogously. By [Lemma 7.5](#), the intersections of any  $\varepsilon$ -supershell with  $p(\alpha_i)$ , and  $p(\gamma_i)$  respectively, must both contain at least one edge. Moreover, these edges are on  $\partial D$ . Let  $c$  be the first polygon in  $D$  adjacent to  $p(\alpha_i)$ , going along  $p(\alpha_i)$  from  $p(s_\alpha)$  to  $p(t_\alpha)$ , that is an  $\varepsilon$ -supershell. Note that  $c$  may be equal to  $c_\alpha$  or  $c'_\alpha$ .

We claim that  $D \setminus c$  splits into at least two components unless  $c_\alpha = c_\gamma = c$  or  $c = c'_\alpha = c'_\gamma$ . Indeed, recall that the intersections of  $c$  with  $p(\alpha_i)$  and  $p(\gamma_i)$  both contain at least one edge, and that these edges need to be in  $\partial D$ . Thus, removing  $c$  we see that the boundary path is cut into (at least) two components, hence, the same holds for  $D$ .

Suppose  $c_\alpha \neq c_\gamma$ . If  $c'_\alpha \neq c'_\gamma$  or if  $c \neq c'_\alpha = c'_\gamma$ , let  $D_1$  be the component of  $D \setminus c$  containing  $c_\gamma$ , and let  $D' = D_1 \cup c$ . Then  $D'$  contains  $c_\alpha$  and  $c_\gamma$ , but  $c$  is the only  $\varepsilon$ -supershell of  $D'$ . This contradicts [Lemma 3.31](#). Hence  $c = c'_\alpha = c'_\gamma$ . But then  $c$  is the only  $\varepsilon$ -supershell of  $D$ , which also contradicts [Lemma 3.31](#).

So  $c_\alpha = c_\gamma$  and  $c'_\alpha = c'_\gamma$ . Hence there is a path from  $s_\alpha$  to  $s_\gamma$  that lies in the boundary of the polygon  $\tilde{c}$  satisfying  $p(\tilde{c}) = c_\alpha$ . By [Remark 5.11](#), there is a constant  $\tau > 0$  so that  $d(s_\alpha, s_\gamma) < \tau$ . Similarly,  $d(t_\alpha, t_\gamma) < \tau$ .  $\square$

We are now ready to prove [Proposition 7.4](#).

*Proof of Proposition 7.4.* Let  $a, b \in N(W)$ , let  $\gamma$  be a geodesic from  $a$  to  $b$ , and let  $\alpha$  be a shortest path in  $N(W)$  from  $a$  to  $b$ . Since  $\gamma$  is a geodesic,  $|\gamma| \leq |\alpha|$ . Thus it suffices to show  $|\alpha|$  is at most a linear function of  $|\gamma|$ . We demonstrate this by showing it is true for each pair  $\alpha_i, \gamma_i$ .

If  $i$  is in Case (1), then  $|\alpha_i| = |\gamma_i|$ . Suppose that  $i$  is in Case (2). By [Theorem 5.20](#)  $p(W)$  is  $(\lambda, \varepsilon)$ -quasi-isometrically embedded in  $X_{bal}$ . The endpoints of  $p(\alpha_i)$  are

within  $\frac{L}{2}$  of  $p(W)$ , thus  $p(\alpha_i)$  is a  $(\lambda, \varepsilon + L)$ -quasigeodesic in  $X_{bal}^{(1)}$ . Hence  $|p(\gamma_i)| \geq \frac{1}{\lambda}|p(\alpha_i)| - \varepsilon - L$ . Therefore,

$$\begin{aligned} |\alpha_i| &\leq 2\tau|p(\alpha_i)| + 2\tau \\ &\leq 2\tau\lambda|p(\gamma_i)| + 2\tau\lambda(L + \varepsilon) \leq 2\lambda\tau|\gamma_i| + 2\tau\lambda(L + \varepsilon), \end{aligned}$$

where  $\tau$  is the constant given by [Remark 5.11](#). If  $i$  is in Case (3), then  $\alpha_i, \gamma_i$  lie in a common fiber CAT(0) cube complex. Hence  $\alpha_i$  is geodesic, and  $|\gamma_i| \geq 1$ . By the triangle inequality and [Lemma 7.6](#),

$$|\alpha_i| \leq |\gamma_i| + 2\tau \leq |\gamma_i|(1 + 2\tau). \quad \square$$

**Lemma 7.7.** *Let  $H$  be an edge hypergraph of  $X_{bal}$ . There is a unique lift  $W$  of  $H$  to  $\mathcal{E}X_{bal}$ , and  $W$  is quasi-isometrically embedded in  $\mathcal{E}X_{bal}$ .*

*Proof.* Since  $H$  does not contain any vertices,  $p^{-1}(h)$  is a single point for any  $h \in H$ . Thus we can lift the embedding  $H \hookrightarrow X_{bal}$  to  $H \hookrightarrow W = p^{-1}(H) \subseteq \mathcal{E}X_{bal}$  and  $\text{Stab}_G(W) = \text{Stab}_G(H)$ . We metrize  $W$  by  $d_W(a, b) = d_H(p(a), p(b))$ . Let  $a, b \in W$  and let  $\gamma$  be an  $\mathcal{E}X_{bal}^{(1)}$ -geodesic between  $a, b$ . Observe that

$$\begin{aligned} d_{\mathcal{E}X_{bal}^{(1)}}(a, b) &= |\gamma| \geq |p(\gamma)| \geq d_{X_{bal}^{(1)}}(p(a), p(b)) \\ &\geq \frac{1}{\Lambda L} d_W(p(a), p(b)) - cL = \frac{1}{\Lambda L} d_W(a, b) - cL \end{aligned}$$

where  $\Lambda, c, L$  are as in [Theorem 5.20](#). Let  $\widehat{L}$  be an upper bound on the number of sides of a polygon in  $\mathcal{E}X_{bal}$ . Then there is a path in  $\mathcal{E}X_{bal}^{(1)}$  between  $a$  and  $b$  of length at most  $\widehat{L}d_W(a, b)$ . Thus  $W$  is quasi-isometrically embedded in  $\mathcal{E}X_{bal}$ .  $\square$

Since any hyperstructure in  $\mathcal{E}X_{bal}$  projects to a hyperstructure in the compact  $\mathcal{E}X_{bal}/G$ , the stabilizer of any hyperstructure  $W$  acts cocompactly on  $W$ . We thus have the following.

**Proposition 7.8.** *Let  $W$  be an  $\mathcal{E}X_{bal}$ -hyperstructure or the lift of an edge hypergraph in  $X_{bal}$ . Then  $\text{Stab}_G(W)$  acts cocompactly on  $W$ , and is quasi-isometrically embedded in  $G$ .*

**Theorem 7.9.** *If  $G \sim \mathcal{FPD}(\mathcal{G}; d, m, \ell)$  with  $d < \frac{1}{6}$  and each of the factors  $G_1, \dots, G_n$  admits a proper and cocompact cubulation, then  $G$  acts properly on a CAT(0) cube complex.*

*Proof.* Since  $X_{bal}$  has suitable walls (see [Proposition 6.3](#)), Proposition 6.10 of [\[EN21\]](#) shows that the endpoints in  $X_{bal} \cup \partial X_{bal}$  of any geodesic are separated by at least one edge hypergraph. [\[EN21, Theorem 6.12\]](#) then shows that [Theorem 7.2\(2\)](#) is satisfied.

For  $p \in X_{bal}$ , if  $\text{Stab}_G(p)$  is infinite then  $\text{Stab}_G(p)$  is conjugate to some  $G_i$ . Moreover, any  $\mathcal{E}X_{bal}$ -hyperstructure stabilizer that intersects  $\text{Stab}_G(p)$  intersects  $\text{Stab}_G(p)$  in exactly one hyperplane stabilizer. Indeed, by [Theorem 5.21](#) any  $\mathcal{E}X_{bal}$ -hyperstructure projects to a tree in  $X_{bal}$ , so they cannot intersect a fiber complex more than once. Cubulating over the hyperplanes of the fiber cube complex recovers the geometric action on the fiber complex corresponding to  $p$ , proving [Theorem 7.2\(1\)](#) is satisfied. [Theorem 7.2](#) gives the required result.  $\square$

**7.2. Cocompactness.** We now show that the action of  $G$  on the dual cube complex  $C(G)$  is cocompact. Let  $P = G_i \in \{G_1, \dots, G_n\}$  and let  $v_P$  be the vertex in  $X_{bal}$  fixed by  $P$ . Let  $Y = Y_i$  be the corresponding fiber complex. Note that every edge-hypergraph  $H$  in  $X_{bal}$  has a unique lift  $\tilde{H}$  in  $\mathcal{E}X_{bal}$ , and furthermore since  $H \cap X_{bal}^{(0)} = \emptyset$ ,  $\tilde{H}$  is a wall in  $\mathcal{E}X_{bal}$ . Let  $\mathcal{V}$  denote the set of the halfspaces of  $\mathcal{E}X_{bal}$  given by the  $\mathcal{E}X_{bal}$ -hyperstructures and lifts of edge-hypergraphs in  $X_{bal}$ . That is, given a hyperstructure or lifted edge hypergraph  $W$  and halfspaces  $U_W, U'_W$  satisfying  $\mathcal{E}X_{bal} \setminus W = U_W \cup U'_W$ , we have  $U_W, U'_W \in \mathcal{V}$ . In what follows, we will use  $W$  to refer to the wall  $(U_W, U'_W)$ . Note that the cube complex dual to  $\mathcal{V}$  is exactly the cube complex  $C(G)$ ; indeed,  $\text{Stab}_G(H) = \text{Stab}_G(\tilde{H})$  because edge stabilizers in  $X_{bal}$  are trivial.

Let  $1/2 > r > 0$  and define

$$\mathcal{U}(Y) = \mathcal{U}_{r*}(Y) = \{U \in \mathcal{V} \mid \text{diam}(U \cap N_r(Y)) = \infty\}.$$

*Remark 7.10.* Let  $W = (U, U')$  be a wall in  $\mathcal{V}$ . Suppose that both  $U$  and  $U'$  are in  $\mathcal{U}(Y)$ . Then there is a hyperplane  $\mathfrak{h}$  of  $Y$  such that  $Y \setminus \mathfrak{h} = (U \cap Y) \cup (U' \cap Y)$ . In other words,  $U \cap Y$  and  $U' \cap Y$  are the halfspaces in  $Y$  defined by  $\mathfrak{h}$ , and the hyperstructure that defines the wall  $W$  extends  $\mathfrak{h}$  to  $\mathcal{E}X_{bal}$ .

The set  $\mathcal{U}(Y)$  is a *hemiwallspace* in the sense of [HW14, Definition 3.18]. We denote the cube complex dual to this hemiwallspace by  $C(\mathcal{U}) = C_{r*}(Y)$ . This cube complex embeds as a convex subcomplex in  $C(\mathcal{E}X_{bal}) = C(\mathcal{E}X_{bal}, \mathcal{V})$  [HW14, Lemma 3.24], and is defined as follows [HW14, Construction 3.21]: the 0-cubes are subcollections  $c \subset \mathcal{U}$  with non-empty pairwise intersection such that for each  $V = (U, U') \in \mathcal{V}$  exactly one of  $U$  and  $U'$  is in  $c$ . The 0-cubes are connected by a 1-cube if they differ on two complementary halfspaces  $U, U'$  such that  $(U, U') \in \mathcal{V}$ . Finally, for every  $k > 0$ , one adds a  $k$ -cube if the  $k-1$ -skeleton of a cube appears.

*Remark 7.11.* As the hyperstructure extending disjoint hyperplanes of  $Y$  may intersect in  $\mathcal{E}X_{bal}$ , the cube complex  $Y$  is not isomorphic to  $C_{r*}(Y)$ . However,  $Y$  is a subcomplex of  $C_{r*}(Y)$ .

The cube complex  $C(\mathcal{U})$  is isomorphic to the cube complex dual to the wallspace  $\mathcal{U}'$  on  $\mathcal{E}X_{bal}$  defined by removing all those halfspaces from  $\mathcal{U}$  such that only one halfspace has non-empty intersection with  $Y$  [HW14, Remark 3.22]. Note that in our context these are halfspaces whose corresponding  $\mathcal{E}X_{bal}$ -hyperstructures are disjoint from  $Y$ . This cube complex is denoted by  $C(\mathcal{U}')$ . Note that  $\mathcal{U} \setminus \mathcal{U}'$  is contained in every 0-cube of  $C(\mathcal{U})$ .

*Remark 7.12.* The cube complex  $C(\mathcal{U}')$  embeds in  $C(G)$  with image  $C(\mathcal{U})$ , where the embedding is defined as follows: a 0-cell  $c'$  of  $C(\mathcal{U}')$  is sent to the 0-cell  $c' \cup (\mathcal{U} \setminus \mathcal{U}')$  of  $C(\mathcal{U})$ . This extends to the higher dimensional cubes of  $C(\mathcal{U}')$  in a natural way. The action of  $P$  on  $\mathcal{E}X_{bal}$  induces an action of  $P$  on  $C(\mathcal{U}')$ , or  $C(\mathcal{U})$ , respectively. Also observe that  $P$  stabilizes the set of walls in  $\mathcal{U}'$  and the set of walls in  $\mathcal{U} \setminus \mathcal{U}'$ . By definition, the embedding of  $C(\mathcal{U}')$  is  $P$ -equivariant.

**Proposition 7.13.** *The group  $P$  acts cocompactly on  $C(\mathcal{U})$ .*

By Remark 7.12 it is sufficient to prove that  $P$  acts cocompactly on  $C(\mathcal{U}')$ . We first prove the following. Recall that  $Y$  is an essential CAT(0) cube complex, on which  $P$  acts properly and cocompactly.



**Lemma 7.14.** *Let  $W_1$  and  $W_2$  be two walls of  $\mathcal{U}'$  that intersect in  $\mathcal{E}X_{bal}$ . Then either they intersect in  $Y$ , or the intersection of the carriers of  $p(W_1)$  and  $p(W_2)$  contains an edge of  $X_{bal}$  at  $v_P$ , the vertex of  $X_{bal}$  fixed by  $P$ .*

*Proof.* Suppose that  $W_1$  and  $W_2$  do not intersect in  $Y$ . If  $p(W_1)$  and  $p(W_2)$  intersect in the interior of a 2-cell containing  $v_P$  we are done.

Otherwise,  $p(W_1)$  and  $p(W_2)$  collar a diagram of  $X_{bal}$ . Let  $D$  be a minimal such diagram containing  $v_P$ . Recall that a corner of  $D$  is a 2-cell  $c$  of  $D$  such that  $p(W_1)$  and  $p(W_2)$  intersect in the interior of  $c$ . Note that a 2-cell is a corner if and only if both  $p(W_1)$  and  $p(W_2)$  have non-empty intersection with its interior. Indeed, suppose  $p(W_1)$  and  $p(W_2)$  both have non-empty intersection with the interior of a 2-cell  $c$  of  $X_{bal}$  and let  $\tilde{c}$  be the pre-image of  $c$  in  $\mathcal{E}X_{bal}$ . Both  $W_1$  and  $W_2$  connect opposite edges of  $\tilde{c}$ . Thus,  $W_1$  and  $W_2$  intersect in the interior of  $\tilde{c}$ , hence,  $p(W_1)$  and  $p(W_2)$  intersect in the interior of  $c$ .

As  $p(W_1)$  and  $p(W_2)$  do not intersect in the interior of a 2-cell containing  $v_P$ ,  $D$  has at most one corner. By Lemma 5.30 every  $\varepsilon$ -supershell of  $D$  has to be a corner. Thus, by Lemma 3.31 the diagram  $D$  has at most two 2-cells. Both must contain  $v_P$ , as the interior of one contains a segment of  $p(W_1)$  and the interior of the other contains a segment of  $p(W_2)$ . Also  $p(W_1)$  and  $p(W_2)$  have to intersect in a point of the intersection of these two 2-cells that is distinct from  $v_P$ . Hence, the intersection of the carriers of  $p(W_1)$  and  $p(W_2)$  contains an edge at  $v_P$ .  $\square$

*Proof of Proposition 7.13.* Let  $W_1, W_2$  be walls in  $\mathcal{U}'$  that intersect in  $\mathcal{E}X_{bal}$ . Let  $\mathfrak{h}_i$  be the hyperplane of  $Y$  such that  $W_i \cap Y = \mathfrak{h}_i$ .

$$R := 2 \max\{\|h\|_Y \mid h \in B_P(m)\},$$

where  $\|h\|_Y$  denotes the translation length of  $h$  on  $Y$  and  $B_P(m)$  is the ball of radius  $m$  in the Cayley graph of  $P$ .

We denote by  $N_R(\mathfrak{h})$  the cubical  $R$ -neighbourhood of  $\mathfrak{h}$  and claim that  $N_R(\mathfrak{h}_1) \cap N_R(\mathfrak{h}_2)$  is non-empty. Indeed, if  $W_1$  and  $W_2$  intersect in  $Y$ , then the intersection of  $\mathfrak{h}_1$  and  $\mathfrak{h}_2$  is non-empty. Otherwise, the carriers of the projected hypergraphs of  $W_1$  and  $W_2$  in  $X_{bal}$  intersect in an edge of  $X_{bal}$  at  $v_P$ . By construction of  $\mathcal{E}X_{bal}$ , this implies that  $d(\mathfrak{h}_1, \mathfrak{h}_2) \leq R$ , hence, the claim.

Now let  $W_1, W_2, \dots, W_k$  be a set of walls of  $\mathcal{U}'$  that pairwise intersects in  $\mathcal{E}X_{bal}$ . Then  $N_R(\mathfrak{h}_1), N_R(\mathfrak{h}_2), \dots, N_R(\mathfrak{h}_k)$  pairwise intersects. Note that the spaces  $N_R(\mathfrak{h}_i)$  are convex in  $Y$ . By Helly's theorem there is a point  $y \in Y$  in the intersection of the sets  $N_R(\mathfrak{h}_i)$ . Thus, there is a radius  $R' > R$  such that each of the hyperplanes  $\mathfrak{h}_i$  intersects the finite ball  $B_{R'}(y)$ . Since  $P$  acts cocompactly on  $Y$ , up to the group action of  $P$  on  $\mathcal{U}'$  there are at most finitely many families of walls of  $\mathcal{U}'$  that pairwise intersect in  $\mathcal{E}G$ .

We conclude that  $P$  acts cocompactly on  $C(\mathcal{U}')$ . See for instance [HW14, Lemma 7.2]. This finishes the proof.  $\square$

*Proof of Theorem 7.1.* In view of Proposition 7.8, the assumptions of [HW14, Theorem 7.12] hold in our situation. Thus there is a compact  $K \subset C(G)$  such that

$$C(G) = GK \cup \bigcup_i GC_{r*}(Y_i) = GK \cup \bigcup_i GC(\mathcal{U}_i).$$

By Proposition 7.13 there is a compact  $K_i \subset C_{r*}(Y_i)$  such that  $PK_i = C_{r*}(Y_i)$ . Let  $K' = K \cup \bigcup_i K_i$ . Note that  $K'$  is the union of finitely many compact subspaces,



hence is itself compact. Note that

$$C(\mathcal{E}X_{\text{bal}}) = GK \cup \bigcup_i GC_{r*}(Y_i) = GK \cup \bigcup_i GPK_i = GK'.$$

We conclude that the action of  $G$  on  $C(G)$  is cocompact. By [Theorem 7.9](#), the action is also proper.  $\square$

## REFERENCES

- [Ash22] Calum J Ashcroft. *Random groups do not have Property (T) at densities below 1/4*. 2022. DOI: [10.48550/ARXIV.2206.14616](https://doi.org/10.48550/ARXIV.2206.14616). URL: <https://arxiv.org/abs/2206.14616>.
- [Bow12] Brian H. Bowditch. “Relatively hyperbolic groups”. In: *Internat. J. Algebra Comput.* 22.3 (2012), pp. 1250016, 66. ISSN: 0218-1967. DOI: [10.1142/S0218196712500166](https://doi.org/10.1142/S0218196712500166). URL: <https://doi-org.proxy.cc.uic.edu/10.1142/S0218196712500166>.
- [BW12] Nicolas Bergeron and Daniel T. Wise. “A boundary criterion for cubulation”. In: *Amer. J. Math.* 134.3 (2012), pp. 843–859. ISSN: 0002-9327. DOI: [10.1353/ajm.2012.0020](https://doi.org/10.1353/ajm.2012.0020). URL: <https://doi-org.proxy.library.cornell.edu/10.1353/ajm.2012.0020>.
- [CS11] Pierre-Emmanuel Caprace and Michah Sageev. “Rank rigidity for CAT(0) cube complexes”. In: *Geom. Funct. Anal.* 21.4 (2011), pp. 851–891. ISSN: 1016-443X, 1420-8970. DOI: [10.1007/s00039-011-0126-7](https://doi.org/10.1007/s00039-011-0126-7). URL: <https://doi.org/10.1007/s00039-011-0126-7>.
- [EG20] Eduard Einstein and Daniel Groves. “Relative cubulations and groups with a 2-sphere boundary”. In: *Compos. Math.* 156.4 (2020), pp. 862–867. ISSN: 0010-437X. DOI: [10.1112/s0010437x20007095](https://doi.org/10.1112/s0010437x20007095). URL: <https://doi-org.proxy.cc.uic.edu/10.1112/s0010437x20007095>.
- [EG22] Eduard Einstein and Daniel Groves. “Relatively geometric actions on CAT(0) cube complexes”. English. In: *J. Lond. Math. Soc., II. Ser.* 105.1 (2022), pp. 691–708. ISSN: 0024-6107. DOI: [10.1112/jlms.12556](https://doi.org/10.1112/jlms.12556).
- [EM13] J. A. Ellis-Monaghan and I. Moffatt. *Graphs on Surfaces: Dualities, Polynomials, and Knots*. SpringerBriefs in Mathematics. 2013.
- [EMN24] Eduard Einstein, Suraj Krishna MS, and Thomas Ng. “On the boundary criterion for relative cubulation: multi-ended parabolics”. In: *arXiv preprint arXiv:2409.14290* (2024).
- [EN21] Eduard Einstein and Thomas Ng. “Relative Cubulation of Small Cancellation Free Products”. In: (2021). [arXiv:2111.03008](https://arxiv.org/abs/2111.03008).
- [FW24] David Futer and Daniel T. Wise. “Cubulating random quotients of hyperbolic cubulated groups”. English. In: *Trans. Am. Math. Soc., Ser. B* 11 (2024), pp. 622–666. ISSN: 2330-0000. DOI: [10.1090/btran/180](https://doi.org/10.1090/btran/180).
- [GM22] Daniel Groves and Jason Fox Manning. “Specializing cubulated relatively hyperbolic groups”. In: *J. Topol.* 15.2 (2022), pp. 398–442. ISSN: 1753-8416, 1753-8424. DOI: [10.1112/topo.12226](https://doi.org/10.1112/topo.12226). URL: <https://doi.org/10.1112/topo.12226>.
- [Gro93] M. Gromov. “Asymptotic invariants of infinite groups”. In: *Geometric group theory, Vol. 2 (Sussex, 1991)*. Vol. 182. London Math. Soc. Lecture Note Ser. Cambridge Univ. Press, Cambridge, 1993, pp. 1–295.
- [GT87] J. L. Gross and T. W. Tucker. *Topological Graph Theory*. Wiley, 1987.

- [Hru10] G. Christopher Hruska. “Relative hyperbolicity and relative quasiconvexity for countable groups”. In: *Algebr. Geom. Topol.* 10.3 (2010), pp. 1807–1856. ISSN: 1472-2747. DOI: [10.2140/agt.2010.10.1807](https://doi.org/10.2140/agt.2010.10.1807). URL: <http://dx.doi.org/10.2140/agt.2010.10.1807>.
- [HW14] G. C. Hruska and Daniel T. Wise. “Finiteness properties of cubulated groups.” English. In: *Compos. Math.* 150.3 (2014), pp. 453–506. ISSN: 0010-437X. DOI: [10.1112/S0010437X13007112](https://doi.org/10.1112/S0010437X13007112).
- [JW22] Kasia Jankiewicz and Daniel Wise. “Cubulating small cancellation free products”. English. In: *Indiana Univ. Math. J.* 71.4 (2022), pp. 1397–1409. ISSN: 0022-2518. DOI: [10.1512/iumj.2022.71.9628](https://doi.org/10.1512/iumj.2022.71.9628).
- [KK13] Marcin Kotowski and Michał Kotowski. “Random groups and property (T): Żuk’s theorem revisited”. In: *Journal of the London Mathematical Society* 88.2 (Aug. 2013), pp. 396–416. DOI: [10.1112/jlms/jdt024](https://doi.org/10.1112/jlms/jdt024).
- [Mar14] Alexandre Martin. “Non-positively curved complexes of groups and boundaries”. In: *Geom. Topol.* 18.1 (2014), pp. 31–102. ISSN: 1465-3060. DOI: [10.2140/gt.2014.18.31](https://doi.org/10.2140/gt.2014.18.31). URL: <https://doi.org/10.2140/gt.2014.18.31>.
- [Mon23] MurphyKate Montee. “Random groups at density  $d < 3/14$  act non-trivially on a CAT(0) cube complex”. In: *Trans. Amer. Math. Soc.* 376.3 (2023), pp. 1653–1682.
- [MP15] John M. Mackay and Piotr Przytycki. “Balanced walls for random groups”. In: *Michigan Math. J.* 64.2 (June 2015), pp. 397–419. DOI: [10.1307/mmj/1434731930](https://doi.org/10.1307/mmj/1434731930). URL: <https://doi.org/10.1307/mmj/1434731930>.
- [MS17] Alexandre Martin and Markus Steenbock. “A combination theorem for cubulation in small cancellation theory over free products”. In: *Ann. Inst. Fourier (Grenoble)* 67.4 (2017), pp. 1613–1670. ISSN: 0373-0956. URL: [http://aif.cedram.org/item?id=AIF\\_2017\\_\\_67\\_4\\_1613\\_0](http://aif.cedram.org/item?id=AIF_2017__67_4_1613_0).
- [Odr] Tomasz Odrzygóźdź. *Bent walls for random groups in the square and hexagonal model*. arXiv: [1906.05417](https://arxiv.org/abs/1906.05417).
- [Odr21] Tomasz Odrzygóźdź. *Nonplanar isoperimetric inequality for random groups*. 2021. arXiv: [2104.13903](https://arxiv.org/abs/2104.13903) [math.GR].
- [Oll04a] Y. Ollivier. “Sharp phase transition theorems for hyperbolicity of random groups”. In: *Geom. Funct. Anal.* 14.3 (2004), pp. 595–679. ISSN: 1016-443X. DOI: [10.1007/s00039-004-0470-y](https://doi.org/10.1007/s00039-004-0470-y). URL: <https://doi.org/10.1007/s00039-004-0470-y>.
- [Oll04b] Yann Ollivier. “Some small cancellation properties of random groups”. In: *International Journal of Algebra and Computation* 17 (Oct. 2004). DOI: [10.1142/S021819670700338X](https://doi.org/10.1142/S021819670700338X).
- [OW11] Yann Ollivier and Daniel T. Wise. “Cubulating random groups at density less than  $1/6$ ”. In: *Trans. Amer. Math. Soc.* 363.9 (2011), pp. 4701–4733. ISSN: 0002-9947. DOI: [10.1090/S0002-9947-2011-05197-4](https://doi.org/10.1090/S0002-9947-2011-05197-4). URL: <https://doi.org/10.1090/S0002-9947-2011-05197-4>.
- [Pap96] Panagiotis Papasoglu. “An algorithm detecting hyperbolicity”. In: *Geometric and computational perspectives on infinite groups (Minneapolis, MN and New Brunswick, NJ, 1994)* 25 (1996), pp. 193–200.

- [SW79] Peter Scott and Terry Wall. “Topological methods in group theory”. In: *Homological group theory (Proc. Sympos., Durham, 1977)*. Vol. 36. London Math. Soc. Lecture Note Ser. Cambridge Univ. Press, Cambridge-New York, 1979, pp. 137–203.
- [Tsa22] Tsung-Hsuan Tsai. “Density of random subsets and applications to group theory”. In: *J. Comb. Algebra* 6.3-4 (2022), pp. 223–263. ISSN: 2415-6302,2415-6310. DOI: [10.4171/jca/63](https://doi.org/10.4171/jca/63). URL: <https://doi.org/10.4171/jca/63>.
- [Tsa23] Tsung-Hsuan Tsai. “Freiheitssatz and phase transition for the density model of random groups”. English. In: *Math. Z.* 303.3 (2023). Id/No 65, p. 25. ISSN: 0025-5874. DOI: [10.1007/s00209-022-03186-2](https://doi.org/10.1007/s00209-022-03186-2).
- [Wis04] D. T. Wise. “Cubulating small cancellation groups”. In: *Geom. Funct. Anal.* 14.1 (2004), pp. 150–214. ISSN: 1016-443X,1420-8970. DOI: [10.1007/s00039-004-0454-y](https://doi.org/10.1007/s00039-004-0454-y). URL: <https://doi.org/10.1007/s00039-004-0454-y>.
- [Żuk03] Andrzej Żuk. “Property (T) and Kazhdan constants for discrete groups”. In: *Geometric And Functional Analysis* 13.3 (June 2003), pp. 643–670. DOI: [10.1007/s00039-003-0425-8](https://doi.org/10.1007/s00039-003-0425-8).

DEPARTMENT OF MATHEMATICS AND STATISTICS, SWARTHMORE COLLEGE, 500 COLLEGE AVE, SWARTHMORE, PA 19081, USA.

*Email address:* [eeinste1@swarthmore.edu](mailto:eeinste1@swarthmore.edu)

DEPARTMENT OF MATHEMATICS, ASHOKA UNIVERSITY, HARYANA 131029, INDIA.

*Email address:* [suraj.meda@ashoka.edu.in](mailto:suraj.meda@ashoka.edu.in)

DEPARTMENT OF MATHEMATICS AND STATISTICS, CARLETON COLLEGE, 1 COLLEGE ST, NORTH-FIELD, MN 55057, USA & ERWIN SCHRÖDINGER INTERNATIONAL INSTITUTE FOR MATHEMATICS AND PHYSICS, UNIVERSITÄT WIEN, 1090 WIEN, AUSTRIA

*Email address:* [mmontee@carleton.edu](mailto:mmontee@carleton.edu)

DEPARTMENT OF MATHEMATICS, BRANDEIS UNIVERSITY, 415 SOUTH STREET, WALTHAM, PA 02453, USA.

*Email address:* [thomas.ng.math@gmail.com](mailto:thomas.ng.math@gmail.com)

FAKULTÄT FÜR MATHEMATIK, UNIVERSITÄT WIEN, 1090 WIEN, AUSTRIA & ERWIN SCHRÖDINGER INTERNATIONAL INSTITUTE FOR MATHEMATICS AND PHYSICS, UNIVERSITÄT WIEN, 1090 WIEN, AUSTRIA

*Email address:* [markus.steenbock@univie.ac.at](mailto:markus.steenbock@univie.ac.at)