

The Relative Entropy of Expectation and Price

Paul McCloud
(Dated: April 29, 2025)

As operators acting on the undetermined final settlement of a derivative security, expectation is linear but price is non-linear. When the market of underlying securities is incomplete, non-linearity emerges from the bid-offer around the mid price that accounts for the residual risks of the optimal funding and hedging strategy. At the extremes, non-linearity also arises from the embedded options on capital that are exercised upon default. In this essay, these convexities are quantified in an entropic risk metric that evaluates the strategic risks, which is realised as a cost with the introduction of bilateral margin. Price is then adjusted for market incompleteness and the risk of default caused by the exhaustion of capital.

In the complete market theory, price is derived from a martingale condition. In the incomplete market theory presented here, price is instead derived from a log-martingale condition:

$$p = -\frac{1}{\alpha} \log \mathbb{E} \exp[-\alpha P]$$

for the price p and payoff P of a funded and hedged derivative security, where the price measure \mathbb{E} has minimum entropy relative to economic expectations, and the parameter α matches the risk aversion of the investor. This price principle is easily applied to standard models for market evolution, with applications considered here in model risk analysis, deep hedging and quantum information.

I. INTRODUCTION

A derivative transaction exchanges the execution price p at initial time t for a commitment to return the contractual price $p + dp$ at final time $t + dt$. In determining its economic viability, the counterparties assess whether the trade enhances or degrades the overall performance of their investment portfolios, balancing expected return against net risk. Asymmetry between the expectations and investment objectives of participants then drives market evolution, following the dynamic that trades execute when parties agree on price but disagree on value.

Capital is deployed to finance the transaction, entailing economic consequences for the investor beyond the contractual terms of the derivative. In addition to the expected final settlements, valuation depends on the funding of initial and variation margin and the level of default protection they confer. The impact of margin is typically developed as a valuation adjustment to a price model derived from the hedging of contractual settlements. In this essay, an entropic margin model is instead placed at the centre of the pricing methodology, providing the risk counterbalance to expected return in the investment strategy. There are numerous benefits to this approach.

Investment strategy: Traditional strategies balance expected return against risk. Here, the risk metric is encoded in the entropic margin model as an additional settlement. Maximising the return on capital net of all settlements naturally embeds risk management.

Incomplete markets: Market equilibrium identifies a unique price model with minimum entropy relative to economic expectations, calibrated to available funding and hedging. In the process, this resolves the ambiguity of pricing in incomplete markets.

Information model: Entropic risk optimisation is applicable wherever the concept of entropy is defined. This includes theoretical or data-driven models with classical or quantum information. Entropic pricing unlocks the novel algorithmic potential of these frameworks.

Market and model risk: Uniquely determining price from expectation, market and model risks are distinguished respectively as sensitivities to observed prices and subjective economic assumptions. This enables a hierarchical approach that recognises market tiering.

Decentralised finance: The level of margin is controlled by a single parameter, and the link with funding settlements is transparent and programmatic. Implemented in the scripting of smart contracts for derivatives, this supports the transition to decentralisation.

Advocates of deep hedging replace risk neutralisation with risk optimisation as the guiding principle for pricing, as data-driven models see the complex correlations among economic variables as opportunity rather than hindrance. Risk optimisation is similarly used here to derive the price measure from the expectation measure, though the objectives differ. Model risk is quantified as the residual risk after funding and hedging, which requires for its definition a precise understanding of the relationship between expectation and price. Taking this idea to its logical conclusion, the convex risk metric is implemented as margin held against model risk. Optimisation of the strategic return net of all settlements then naturally embeds risk optimisation.

Suppose that two counterparties deploy initial capital $c_1 > 0$ and $c_2 > 0$ to the transaction and deposit the proceeds in a liquid margin account with positive unit price $b > 0$. The first counterparty buys the derivative from the second counterparty, and the capital must be

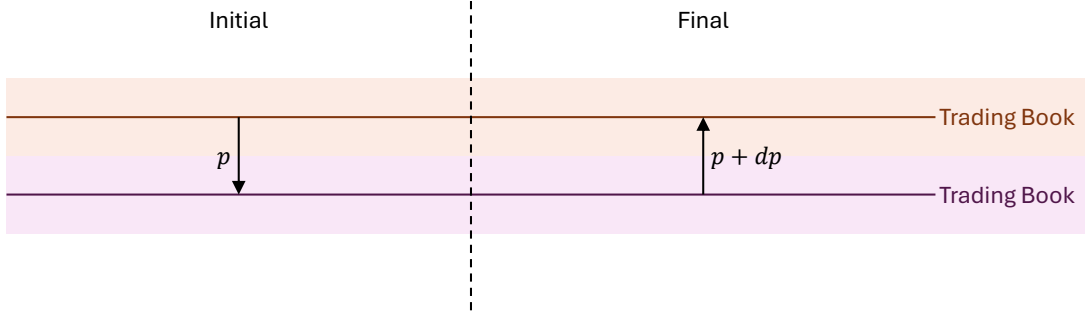


Figure 1. The contractual settlements of the trade.

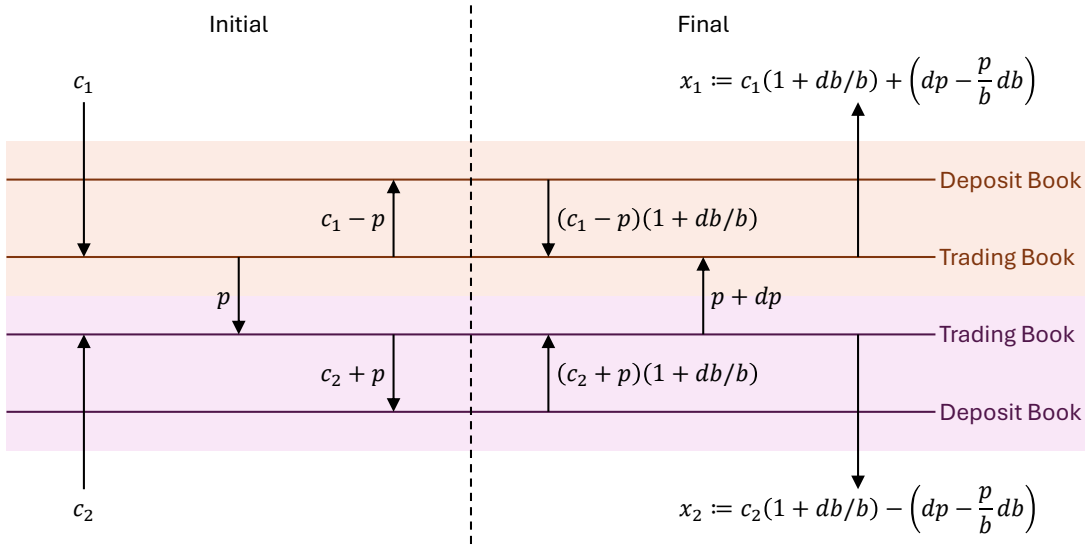


Figure 2. The contractual and funding settlements of the trade.

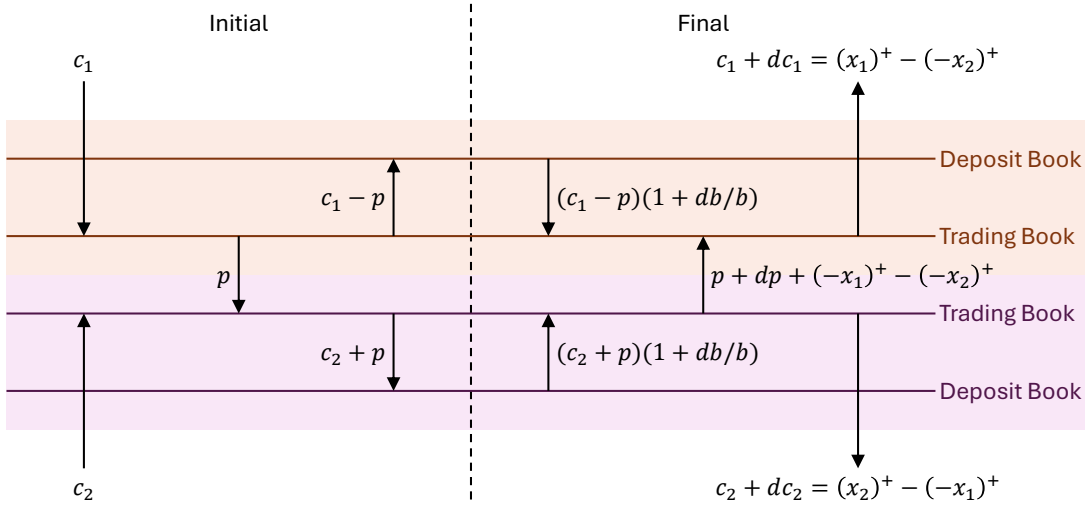


Figure 3. The contractual, funding and default settlements of the trade.

sufficient to enter the transaction:

$$-c_2 \leq p \leq c_1 \quad (1)$$

The capital c_1 deployed by the first counterparty is partitioned into the variation margin p and the initial margin $m_1 := c_1 - p$, and the capital c_2 deployed by the second counterparty is partitioned into the variation margin $-p$ and the initial margin $m_2 := c_2 + p$. With the initial margin deposited in the margin account, the final margin available to settle the derivative is $m_1(1 + db/b)$ for the first counterparty and $m_2(1 + db/b)$ for the second counterparty. This is sufficient to settle the contractual commitments of the derivative when:

$$-m_1(1 + db/b) \leq p + dp \leq m_2(1 + db/b) \quad (2)$$

Define the default trigger levels:

$$\begin{aligned} x_1 &:= m_1(1 + db/b) + (p + dp) \\ &= c_1(1 + db/b) + \left(dp - \frac{p}{b}db\right) \\ x_2 &:= m_2(1 + db/b) - (p + dp) \\ &= c_2(1 + db/b) - \left(dp - \frac{p}{b}db\right) \end{aligned} \quad (3)$$

The first counterparty defaults when $x_1 < 0$ and the second counterparty defaults when $x_2 < 0$, and these two conditions are mutually exclusive. The actual final settlement of the derivative, net of default, is then:

$$p + dp + (-x_1)^+ - (-x_2)^+ \quad (4)$$

and the final capital of the counterparties is:

$$\begin{aligned} c_1 + dc_1 &= (x_1)^+ - (-x_2)^+ \\ c_2 + dc_2 &= (x_2)^+ - (-x_1)^+ \end{aligned} \quad (5)$$

respectively. These expressions for the change in capital are rearranged to:

$$\begin{aligned} d\frac{c_1}{b} &= \left(-\frac{c_1}{b} - d\frac{p}{b}\right)^+ - \left(d\frac{p}{b} - \frac{c_2}{b}\right)^+ + d\frac{p}{b} \\ d\frac{c_2}{b} &= \left(d\frac{p}{b} - \frac{c_2}{b}\right)^+ - \left(-\frac{c_1}{b} - d\frac{p}{b}\right)^+ - d\frac{p}{b} \end{aligned} \quad (6)$$

demonstrating that the discounted return on capital matches the discounted return on the derivative adjusted by a put option on $d(p/b)$ with strike $-c_1/b$, exercised when the first counterparty defaults, and a call option on $d(p/b)$ with strike c_2/b , exercised when the second counterparty defaults. When assessing the viability of the trade, it is these net returns that must be considered, accounting for funding costs and the possibility that the settling counterparty defaults on its commitments.

Fixing a target for the investment strategy, the expected performance is quantified by the entropy-adjusted mean return net of funding and default:

$$\mathbb{E}[\alpha][dc] := -\frac{1}{\alpha} \log \mathbb{E} \exp[-\alpha dc] \quad (7)$$

where the measure \mathbb{E} encapsulates the expectations of the investor and the parameter $\alpha > 0$ controls their risk aversion. In this strategy, the trade is considered to be viable when the entropy-adjusted mean is positive. Accounting for the expectations and risk appetites of both counterparties, the trade is viable when:

$$\mathbb{E}_2[-\alpha_2][-dc_2] \leq 0 \leq \mathbb{E}_1[\alpha_1][dc_1] \quad (8)$$

Setting both sides of this window of viability to zero imposes two fair pricing conditions on the initial and variation margins. The remaining degree of freedom controls the level of default protection embedded in the trade.

This simple framework for bilateral margin is used in the following to derive equilibrium pricing expressions that account for funding and default. It is an idealisation of real trading activity, and does not account for the default protections provided by additional capital covering the net risks of the institution. Extensions to multilateral margin, which can be incorporated into the framework, are not considered here.

In this essay, entropic foundations for pricing are investigated that do not rely on unrealistic assumptions regarding market completeness or the effectiveness of the trading strategy, properly account for residual model risk, and establish consistency across diverse applications including algorithmic trading, derivative pricing and hedging, and the modelling of margin and capital. In developing these foundations, the entropic risk metric has dual application: as the a priori measure of performance used to optimise the investment strategy; and as the determinant of margin used to protect against default. These results leverage the remarkable versatility and tractability of relative entropy as a universal metric of uncertainty, applicable across a wide range of models and algorithms.

II. ENTROPIC INVESTMENT STRATEGIES

The objective of the investor is to optimise the return dc on the investment strategy, a task that depends on an initial assessment of the final economy that is both subjective and indeterminate. This assessment is encapsulated in the expectation measure \mathbb{E} of the investor, which maps the final variable X to its initial expectation $\mathbb{E}[X]$. Use the following notation for the associated operators of variance, covariance and probability:

$$\begin{aligned} \mathbb{V}[X] &:= \mathbb{E}[XX^t] - \mathbb{E}[X]\mathbb{E}[X]^t \\ \mathbb{V}[X, Y] &:= \mathbb{E}[XY^t] - \mathbb{E}[X]\mathbb{E}[Y]^t \\ \mathbb{P}[\mathcal{A}] &:= \mathbb{E}[1_{\mathcal{A}}] \end{aligned} \quad (9)$$

for the random vectors X and Y and the event \mathcal{A} , where $1_{\mathcal{A}}$ is the indicator of the event. Investment performance is estimated using these operators, and the strategy is optimised accordingly.

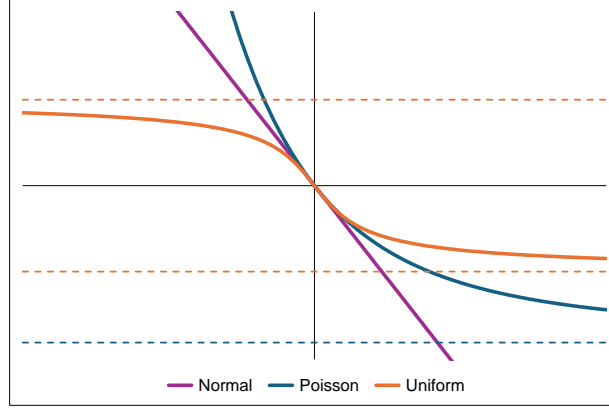


Figure 4. Entropy-adjusted mean as a function of risk aversion for three random variables. In each case, the variable is standardised by linear transformation to have zero mean and unit standard deviation. The entropy-adjusted mean is monotonic decreasing; it is unbounded for the normal variable, bounded below for the Poisson variable with ten expected jumps, and bounded above and below for the uniform variable.

A. Entropic risk metric

Maximising the mean $\mathbb{E}[dc]$ is an obvious strategic objective, though taken on its own this incentivises reckless investment and fails to reward effective risk management. Mean-variance optimisation extends the strategy by maximising the variance-adjusted mean:

$$\mathbb{E}[dc] - \frac{1}{2}\alpha\mathbb{V}[dc] \quad (10)$$

In this expression, the parameter α controls the risk aversion, and is interpreted as the Lagrange multiplier for the variance constraint in a strategy that maximises the mean for a fixed variance. Incorporating higher moments, entropic-risk optimisation further extends the strategy by maximising the entropy-adjusted mean:

$$\begin{aligned} \mathbb{E}[\alpha][dc] &:= -\frac{1}{\alpha} \log \mathbb{E} \exp[-\alpha dc] \\ &= \mathbb{E}[dc] - \frac{1}{2}\alpha\mathbb{V}[dc] + \sum_{n=3}^{\infty} \frac{(-\alpha)^{n-1}}{n!} \mathbb{M}_n[dc] \end{aligned} \quad (11)$$

where \mathbb{M}_n is the n th cumulant operator of the investor, with $\mathbb{M}_0 = 0$, $\mathbb{M}_1 = \mathbb{E}$ and $\mathbb{M}_2 = \mathbb{V}$. The change of measure implicit in this definition reweights according to the sign and magnitude of the return, with properties that make it a useful metric of value-at-risk.

Theorem II.1 (Entropic risk metric). *Let dc be a random variable whose cumulant generating function in the probability measure \mathbb{E} is defined. The entropy-adjusted mean:*

$$\mathbb{E}[\alpha][dc] := -\frac{1}{\alpha} \log \mathbb{E} \exp[-\alpha dc] \quad (12)$$

satisfies the linearity property:

$$\mathbb{E}[\alpha][\lambda dc + \mu] = \lambda \mathbb{E}[\alpha][dc] + \mu \quad (13)$$

for the scalars λ and μ and is monotonic decreasing as a function of the adjustment parameter α with limits:

$$\begin{aligned} \mathbb{E}[-\infty][dc] &= \text{ess sup}[dc] \\ \mathbb{E}[0][dc] &= \mathbb{E}[dc] \\ \mathbb{E}[\infty][dc] &= \text{ess inf}[dc] \end{aligned} \quad (14)$$

Let $\bar{\mathbb{E}}$ be an equivalent probability measure with strictly positive Radon-Nikodym weight $d\bar{\mathbb{E}}/d\mathbb{E}$. Define the entropy of $\bar{\mathbb{E}}$ relative to \mathbb{E} by:

$$S[\bar{\mathbb{E}}|\mathbb{E}] := \mathbb{E} \left[\frac{d\bar{\mathbb{E}}}{d\mathbb{E}} \log \left[\frac{d\bar{\mathbb{E}}}{d\mathbb{E}} \right] \right] \quad (15)$$

Relative entropy is a metric of distance between equivalent probability measures: it is positive, $S[\bar{\mathbb{E}}|\mathbb{E}] \geq 0$, and is zero when $\bar{\mathbb{E}} = \mathbb{E}$. Let \mathbb{E}^α be the equivalent probability measure with Radon-Nikodym weight $d\mathbb{E}^\alpha/d\mathbb{E}$ given by:

$$\frac{d\mathbb{E}^\alpha}{d\mathbb{E}} := \frac{\exp[-\alpha dc]}{\mathbb{E}[\exp[-\alpha dc]]} \quad (16)$$

The entropy-adjusted mean $\mathbb{E}[\alpha][dc]$ equals the mean $\bar{\mathbb{E}}[dc]$ adjusted by relative entropy:

$$\mathbb{E}[\alpha][dc] = \bar{\mathbb{E}}[dc] + \frac{1}{\alpha}(S[\bar{\mathbb{E}}|\mathbb{E}] - S[\bar{\mathbb{E}}|\mathbb{E}^\alpha]) \quad (17)$$

Proof. Linearity follows directly from the definition of the entropy-adjusted mean. Without loss of generality, assume the adjustment parameter is positive and use linearity to derive the corresponding results for the case of negative adjustment parameter.

These are standard results from information theory, and only the main elements of their proofs are presented here. Monotonicity is a consequence of Hölder's inequality in the form:

$$\mathbb{E}[\exp[-\alpha_1 dc]]^{1/\alpha_1} \leq \mathbb{E}[\exp[-\alpha_2 dc]]^{1/\alpha_2} \quad (18)$$

for $0 < \alpha_1 < \alpha_2$, so that $\mathbb{E}[\alpha_1][dc] \geq \mathbb{E}[\alpha_2][dc]$. The limit for $\alpha \rightarrow 0$ follows from the expansion of the cumulant generating function. For the limit $\alpha \rightarrow \infty$, Markov's inequality:

$$\mathbb{P}[dc \leq \gamma] \leq \frac{\mathbb{E}[\exp[-\alpha dc]]}{\exp[-\alpha \gamma]} \quad (19)$$

for the parameters $\alpha > 0$ and $\gamma > \text{ess inf}[dc]$ (so that $\mathbb{P}[dc \leq \gamma] > 0$) is rearranged to:

$$\mathbb{E}[\alpha][dc] \leq \gamma - \frac{1}{\alpha} \log[\mathbb{P}[dc \leq \gamma]] \quad (20)$$

From this, taking the limit $\alpha \rightarrow \infty$ followed by taking the limit $\gamma \rightarrow \text{ess inf}[dc]$ derives $\mathbb{E}[\infty][dc] \leq \text{ess inf}[dc]$. The other side of the target inequality follows from the almost certainty of $\exp[-\alpha dc] \leq \exp[-\alpha \text{ess inf}[dc]]$, so that $\mathbb{E}[\alpha][dc] \geq \text{ess inf}[dc]$.

Gibb's theorem states that $S[\bar{\mathbb{E}}|\mathbb{E}] \geq 0$, which follows from the observation that $x \log[x] \geq x - 1$ for $x > 0$. The remaining result is a presentation of Donsker and Varadhan's variational formula. Let $\bar{m} := d\bar{\mathbb{E}}/d\mathbb{E}$ and $m_\alpha := d\mathbb{E}^\alpha/d\mathbb{E}$ be the Radon-Nikodym weights. Then:

$$\begin{aligned} S[\bar{\mathbb{E}}|\mathbb{E}] - S[\bar{\mathbb{E}}|\mathbb{E}^\alpha] & \\ &= \mathbb{E}[\bar{m} \log[\bar{m}]] - \mathbb{E}^\alpha[(\bar{m}/m_\alpha) \log[\bar{m}/m_\alpha]] \\ &= \bar{\mathbb{E}}[\log[\bar{m}]] - (\bar{\mathbb{E}}[\log[\bar{m}]] - \bar{\mathbb{E}}[\log[m_\alpha]]) \\ &= \bar{\mathbb{E}}[-\alpha dc - \log \mathbb{E} \exp[-\alpha dc]] \\ &= -\alpha(\bar{\mathbb{E}}[dc] - \mathbb{E}[\alpha][dc]) \end{aligned} \quad (21)$$

relating the entropy-adjusted mean to the relative entropies of the measures. \square

Instances of the final equality for $\bar{\mathbb{E}} = \mathbb{E}$ and $\bar{\mathbb{E}} = \mathbb{E}^\alpha$ generate bounds for the entropy-adjusted mean:

$$\begin{aligned} \mathbb{E}^\alpha[dc] &\leq \\ \frac{1}{\alpha} S[\mathbb{E}^\alpha|\mathbb{E}] + \mathbb{E}^\alpha[dc] &= \mathbb{E}[\alpha][dc] = \mathbb{E}[dc] - \frac{1}{\alpha} S[\mathbb{E}|\mathbb{E}^\alpha] \\ &\leq \mathbb{E}[dc] \end{aligned} \quad (22)$$

in the case $\alpha > 0$, with the inequalities reversed in the case $\alpha < 0$. The lever α dials the entropy-adjusted mean $\mathbb{E}[\alpha][dc]$ across the span of possible values for dc between $\text{ess inf}[dc]$ and $\text{ess sup}[dc]$ and no further. Entropic risk is, in this sense, more targeted than variance adjustment as a moments-based metric of value-at-risk. The equivalent measure \mathbb{E}^α plays a central role in this result, and the gap between the mean $\mathbb{E}[dc]$ and the entropy-adjusted mean $\mathbb{E}[\alpha][dc]$ is proportional to the distance between the measure \mathbb{E} and the measure \mathbb{E}^α , as defined by their relative entropy.

B. Optimising entropic risk

The investor has a choice of self-funded market strategies whose returns over the investment period are the

components of the return vector dq . The return on the investment portfolio whose weights are the components of the weight vector ω is then $dc := \omega \cdot dq$, the weighted sum of the returns on the market strategies.

Mean-variance and entropic-risk optimisation are the basis for investment strategies, leading in each case to equilibrium models of pricing and hedging. There are many similarities between these strategies, but also some critical differences. Mean-variance optimisation does not account for non-Gaussian features in the return, and the strategy may need to be moderated to avoid arbitrage. In contrast, entropic-risk optimisation incorporates all the cumulants of the return, and naturally leads to arbitrage-free equilibrium pricing.

Introduce the families of equivalent measures \mathbb{E}^ϕ and $\mathbb{E}^{\phi, \zeta}$ with Radon-Nikodym weights:

$$\begin{aligned} \frac{d\mathbb{E}^\phi}{d\mathbb{E}} &:= \frac{\exp[-\phi \cdot dq]}{\mathbb{E}[\exp[-\phi \cdot dq]]} \\ \frac{d\mathbb{E}^{\phi, \zeta}}{d\mathbb{E}} &:= \frac{\exp[-\phi \cdot dq - \frac{1}{2} dq \cdot \zeta dq]}{\mathbb{E}[\exp[-\phi \cdot dq - \frac{1}{2} dq \cdot \zeta dq]]} \end{aligned} \quad (23)$$

parametrised by the vector ϕ and the positive-definite matrix ζ . Price measures that are equivalent to the expectation measure are identified within this collection from the equilibrium of the entropic-risk optimisation strategy. The parameter ϕ arises from the change of measure in the definition of the entropic risk metric, which depends on the existence of the cumulant generating function. If this does not exist, the quadratic-regularised measure with parameter ζ is used instead. Regularisation is removed in the limit $\zeta \rightarrow 0$; if the strategy does not survive this limit, then regularisation, which moderates the impact of large events, is retained as a parameter of the model. In the following, the cumulant generating function is assumed to exist, implying the use of quadratic regularisation wherever necessary.

In the entropic-risk optimisation strategy, the investor seeks the optimal portfolio ω of market strategies that maximises the entropy-adjusted mean:

$$\mathbb{E}[\alpha][\omega \cdot dq] := -\frac{1}{\alpha} \log \mathbb{E} \exp[-\alpha \omega \cdot dq] \quad (24)$$

Risk aversion is controlled by the parameter $\alpha > 0$, and entropic risk is monotonic in this range:

$$\begin{aligned} \text{ess inf}[\omega \cdot dq] &= \\ \mathbb{E}[\infty][\omega \cdot dq] &\leq \mathbb{E}[\alpha][\omega \cdot dq] \leq \mathbb{E}[0][\omega \cdot dq] \\ &= \omega \cdot \mathbb{E}[dq] \end{aligned} \quad (25)$$

Large values of α thus imply that the investor takes more account of negative outcomes in the strategic objective, corresponding to a lower risk appetite. The optimal strategy is the stationary point of entropic risk $\omega = (1/\alpha)\phi$ where the unit optimal portfolio ϕ satisfies the calibration condition:

$$0 = \mathbb{E}^\phi[dq] \quad (26)$$

As a practical observation, the Newton-Raphson scheme:

$$\partial\phi = \nabla\phi[dq]^{-1}\mathbb{E}^\phi[dq] \quad (27)$$

initialised with $\phi = 0$ calibrates the unit optimal portfolio to the calibration condition when the variance is invertible. This portfolio is a property of the market return, generating the price measure \mathbb{E}^ϕ equivalent to the expectation measure \mathbb{E} . Applying the entropic risk metric theorem for the case $dc = \phi \cdot dq$ and $\alpha = 1$ leads to the result:

$$\begin{aligned} S[\bar{\mathbb{E}}|\mathbb{E}] &= S[\bar{\mathbb{E}}|\mathbb{E}^\phi] + S[\mathbb{E}^\phi|\mathbb{E}] - \phi \cdot (\bar{\mathbb{E}}[dq] - \mathbb{E}^\phi[dq]) \quad (28) \\ &\geq S[\mathbb{E}^\phi|\mathbb{E}] - \phi \cdot (\bar{\mathbb{E}}[dq] - \mathbb{E}^\phi[dq]) \end{aligned}$$

Among the equivalent measures $\bar{\mathbb{E}}$ satisfying the calibration condition $\bar{\mathbb{E}}[dq] = 0$, the price measure \mathbb{E}^ϕ thus has the lowest entropy relative to the expectation measure \mathbb{E} .

The optimal strategy is constructed on the assumption that the investor has expertise in all the available markets. In practice, markets are tiered and investors specialise in specific market sectors, and the optimal strategy across all sectors emerges as the net strategy of multiple specialist investors. This arrangement is conveniently captured in the entropic risk metric.

Suppose that the market return vector decomposes as a direct sum $dq = dq_1 \oplus \dots \oplus dq_n$ where dq_i is the return vector for the i th market tier. The optimal portfolio is similarly decomposed as a direct sum $\phi = \phi_1 \oplus \dots \oplus \phi_n$ where ϕ_i is the portfolio in the i th market tier, and is solved from the calibration conditions:

$$0 = \mathbb{E}^{\phi_1 \oplus \dots \oplus \phi_n}[dq_i] \quad (29)$$

for $i = 1, \dots, n$. This provides n conditions for the n components of the optimal portfolio. While these calibration conditions need to be solved simultaneously, market tiering is exploited to incrementally build the optimal portfolio from the independent contributions of sector investors, localising at each tier the risk management activity for the corresponding market expert. In this perspective, there are $n(n+1)/2$ calibration conditions for n sub-markets:

$$\begin{aligned} 0 &= \mathbb{E}^{\phi_1^1}[dq_1] \quad (30) \\ 0 &= \mathbb{E}^{\phi_1^2 \oplus \phi_2^2}[dq_1] = \mathbb{E}^{\phi_1^1 \oplus \phi_2^2}[dq_2] \\ &\vdots \\ 0 &= \mathbb{E}^{\phi_1^n \oplus \dots \oplus \phi_n^n}[dq_1] = \dots = \mathbb{E}^{\phi_1^n \oplus \dots \oplus \phi_n^n}[dq_n] \end{aligned}$$

where the calibration conditions in the i th row maximise the entropy-adjusted mean of the i th optimal portfolio $\phi^i = \phi_1^i \oplus \dots \oplus \phi_i^i$ constituted in the lowest i market tiers only. The i th investor then takes responsibility for determining the primary component ψ_i of the i th optimal portfolio and its delta $\delta^i = \delta_1^i \oplus \dots \oplus \delta_{i-1}^i$ to the $(i-1)$ th optimal portfolio in the underlying sub-market, using the invertible linear change of variables:

$$\begin{aligned} \psi_i &= \phi_i^i \\ \delta_j^i &= \phi_j^{i-1} - \phi_j^i \quad \phi_j^i = \psi_j - (\delta_j^{j+1} + \dots + \delta_j^i) \quad (31) \end{aligned}$$

Stacking these deltas for $i = 1, \dots, n$ generates the optimal portfolio of the full market.

For each $i = 0, \dots, n$, define the equivalent price measure \mathbb{E}^i with Radon-Nikodym weight:

$$\frac{d\mathbb{E}^i}{d\mathbb{E}} := \frac{\exp[-(\phi_1^i \cdot dq_1 + \dots + \phi_i^i \cdot dq_i)]}{\mathbb{E}[\exp[-(\phi_1^i \cdot dq_1 + \dots + \phi_i^i \cdot dq_i)]]} \quad (32)$$

and define the i th entropy-adjusted mean:

$$\mu^i := -\log \mathbb{E} \exp[-(\phi_1^i \cdot dq_1 + \dots + \phi_i^i \cdot dq_i)] \quad (33)$$

At the i th tier, the portfolio ϕ^i maximises the entropy-adjusted mean μ^i when the primary portfolio ψ_i and the hedge portfolio $\delta_1^i \oplus \dots \oplus \delta_{i-1}^i$ are calibrated to the hedge conditions:

$$\begin{aligned} 0 &= \quad (34) \\ \mathbb{E}^{i-1}[dq_j \exp[-(\psi_i \cdot dq_i - (\delta_1^i \cdot dq_1 + \dots + \delta_{i-1}^i \cdot dq_{i-1}))]] \end{aligned}$$

for $j = 1, \dots, i$. Starting with the expectation measure $\mathbb{E}^0 = \mathbb{E}$, these calibrations are iterated to obtain the unit optimal portfolio ϕ^n in the full market, with its associated price measure \mathbb{E}^n calibrated to the calibration conditions for the market strategies.

Since expanding the market can only increase the opportunities for the investor, the maximum entropy-adjusted mean increases, $\mu^i \geq \mu^{i-1}$, as new tiers are introduced. Furthermore, the i th tier introduces no additional advantage for the strategy if the optimal portfolios ϕ^i and ϕ^{i-1} satisfy the indifference condition $\mu^i = \mu^{i-1}$. This is adopted as the equilibrium condition for pricing derivative strategies that have no intrinsic value beyond their contractual link with underlying strategies.

III. ENTROPIC PRICING AND HEDGING

The market of underlying securities accessible to the investor performs the two key functions of *funding* and *hedging* for the derivative security. Fix a finite investment horizon with initial time t and final time $T = t + dt$, and assume the market is tiered into a set of underlying securities with initial price vector q and final price vector $Q = q + dq$ and a derivative security with initial price p and final price $P = p + dp$. The investor quantifies a priori the performance of the investment strategy using an initial assessment of the final economic state, encapsulated in the expectation measure \mathbb{E} that maps final variables to their initial expectations. Following the strategy developed in the previous section, the optimal portfolio then maximises the entropy-adjusted mean return at a specified risk aversion α for the investor.

As summarised in figure 5, there are two self-funded investment strategies to consider: one that includes only underlying securities; and one that also includes the derivative security. In the first strategy, the portfolio ω of underlying securities is optimal when it maximises the

Fix a finite investment horizon and let \mathbb{E} be the expectation measure mapping variables at the final time $T = t + dt$ to their expectations at the initial time t . Assume the market is tiered into a set of underlying securities with initial price vector q and final price vector $Q = q + dq$ and a derivative security with initial price p and final price $P = p + dp$. Consider two self-funded strategies: one comprising underlying securities only; and one that also includes the derivative security.

Underlying only: In this strategy, the investment comprises an underlying portfolio ω satisfying the initial condition:

$$0 = \omega \cdot q \quad (35)$$

so that the investment is self-funded. The return on the investment has entropy-adjusted mean:

$$\begin{aligned} \mathbb{E}[\alpha][\omega \cdot dq] = \\ -\frac{1}{\alpha} \log \mathbb{E} \exp[-\alpha \omega \cdot dq] \end{aligned} \quad (36)$$

at the risk aversion $\alpha > 0$. The optimal portfolio ω that maximises this satisfies the **calibration condition**:

$$0 = \mathbb{E}[(dq - qr dt) \exp[-\alpha \omega \cdot dq]] \quad (37)$$

where $r dt$ is the Lagrange multiplier used to implement the self-funding condition.

These two strategies offer different entropy-adjusted mean returns to the investor. When the derivative security has no intrinsic value beyond its contractual link with the underlying securities, the efficient market equilibrates to the indifferent state wherein these entropy-adjusted means align, leading to the **price condition**:

$$\mathbb{E}[\alpha][\omega \cdot dq] = \mathbb{E}[\alpha][dp + (\omega - \delta) \cdot dq] \quad (41)$$

The calibration condition is solved to derive the optimal portfolio ω of underlying securities. The hedge and price conditions are then solved simultaneously to derive the initial price p from the final price P of the derivative security and the hedge portfolio δ of underlying securities that re-establishes optimality for the combined portfolio.

Figure 5. In entropic pricing, economic principles are established that determine the optimal portfolio of underlying securities and the hedge portfolio and price of the derivative security, based on the maximisation of the entropy-adjusted mean return.

entropy-adjusted mean return $\mathbb{E}[\alpha][\omega \cdot dq]$. The optimal portfolio thus satisfies the calibration condition:

$$0 = \mathbb{E}[(dq - qr dt) \exp[-\alpha \omega \cdot dq]] \quad (42)$$

where $r dt$ is the Lagrange multiplier used to implement the self-funding condition $\omega \cdot q = 0$. Adjusting for the opportunity and risk that adding the derivative security presents, in the second strategy the optimal portfolio ω is modified by the hedge portfolio δ , and optimality is restored in the combined portfolio when it maximises the entropy-adjusted mean return $\mathbb{E}[\alpha][dp + (\omega - \delta) \cdot dq]$. The hedge portfolio thus satisfies the hedge condition:

$$0 = \mathbb{E}[(dq - q(r + \alpha s) dt) \exp[-\alpha(dp + (\omega - \delta) \cdot dq)]] \quad (43)$$

where $(r + \alpha s) dt$ is the Lagrange multiplier used to implement the self-funding condition $p + (\omega - \delta) \cdot q = 0$.

Underlying and derivative: In this strategy, the investment comprises the derivative security and an underlying portfolio $(\omega - \delta)$ satisfying the initial condition:

$$0 = p + (\omega - \delta) \cdot q \quad (38)$$

so that the investment is self-funded. The return on the investment has entropy-adjusted mean:

$$\begin{aligned} \mathbb{E}[\alpha][dp + (\omega - \delta) \cdot dq] = \\ -\frac{1}{\alpha} \log \mathbb{E} \exp[-\alpha(dp + (\omega - \delta) \cdot dq)] \end{aligned} \quad (39)$$

at the risk aversion $\alpha > 0$. The hedge portfolio δ that maximises this satisfies the **hedge condition**:

$$0 = \mathbb{E}[(dq - q(r + \alpha s) dt) \exp[-\alpha(dp + (\omega - \delta) \cdot dq)]] \quad (40)$$

where $(r + \alpha s) dt$ is the Lagrange multiplier used to implement the self-funding condition.

Returns from correlated changes in the derivative and underlying prices are cancelled by hedging, with the residual return on the combined portfolio maximising the entropy-adjusted mean. When its price additionally satisfies the price condition:

$$\mathbb{E}[\alpha][\omega \cdot dq] = \mathbb{E}[\alpha][dp + (\omega - \delta) \cdot dq] \quad (44)$$

the derivative security neither advantages nor disadvantages the investment strategy.

The calibration, hedge and price conditions, together with the two self-funding conditions, are the foundations of entropic pricing. By avoiding the unrealistic assumptions that enable risk-neutral theory, entropic pricing can be consistently applied to pricing and hedging across a range spanning everything from algorithmic trading to XVA. These applications are explored in more depth in the following sections.

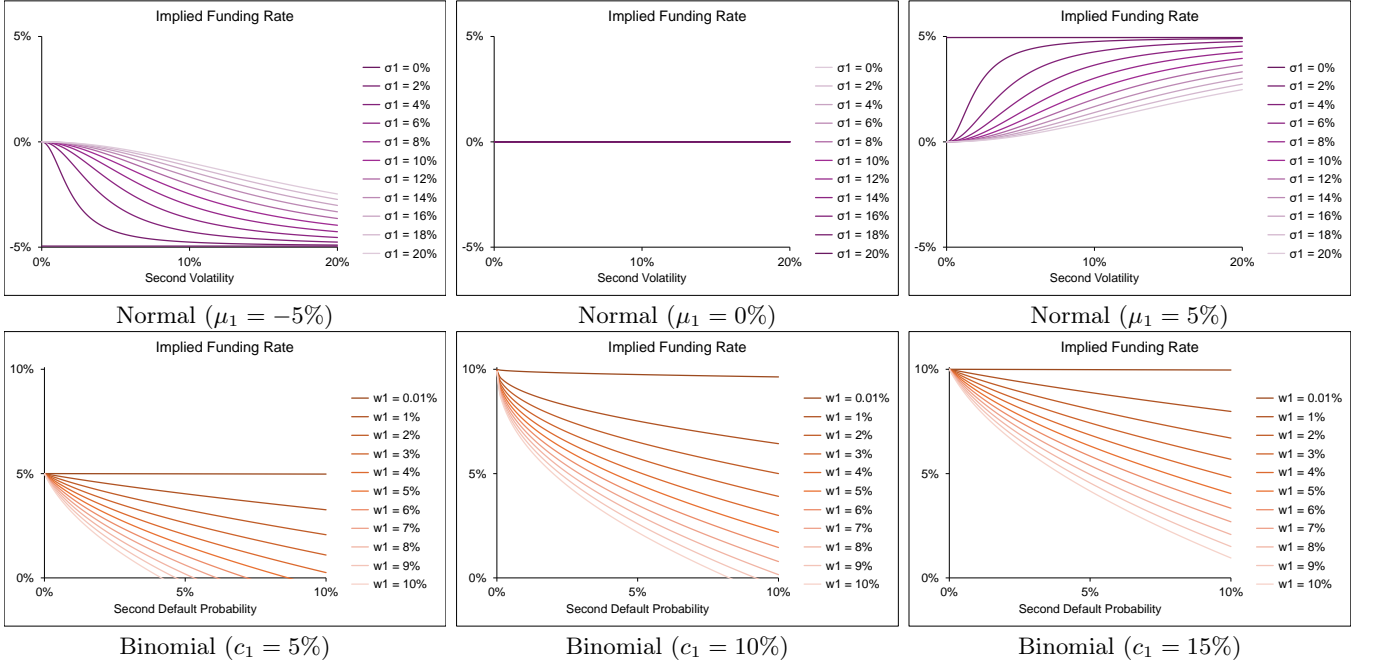


Figure 6. Discounting is an emergent feature in entropic pricing, where the funding rate is implied as the Lagrange multiplier that implements the self-funding condition. In these studies the investment horizon is $dt = 1$ and the underlying market comprises two securities with unit initial prices and independent final prices.

In the first study, the final prices are modelled as independent normal variables with mean $q(1 + \mu dt)$ and variance $q^2 \sigma^2 dt$. Examples are plotted for the first underlying with drift $\mu_1 = -5\%, 0\%, 5\%$ and volatility $\sigma_1 = 0\%, \dots, 20\%$. The second underlying has drift $\mu_2 = 0\%$ and the implied funding rate is plotted as a function of its volatility σ_2 . The implied funding rate is inbetween the two drifts and gravitates to the drift of the underlying with the lowest volatility.

In the second study, the final prices are modelled as independent binomial variables with possible values $(0, 1 + c dt)$ and probabilities $(w, 1 - w)$. Examples are plotted for the first underlying with coupon $c_1 = 5\%, 10\%, 15\%$ and default probability $w_1 = 0.01\%, \dots, 10\%$. The second underlying has coupon $c_2 = 10\%$ and the implied funding rate is plotted as a function of its default probability w_2 . The implied funding rate is capped by the coupons and decreases as the default probability increases.

A. Calibration

Calibration generates the implied funding rate r and the price measure \mathbb{E}^ϕ equivalent to the expectation measure \mathbb{E} with Radon-Nikodym weight:

$$\frac{d\mathbb{E}^\phi}{d\mathbb{E}} := \frac{\exp[-\phi \cdot dq]}{\mathbb{E}[\exp[-\phi \cdot dq]]} \quad (45)$$

where the unit optimal portfolio ϕ satisfies the self-funding condition $\phi \cdot q = 0$ and the calibration condition:

$$0 = \mathbb{E}^\phi[dq] - qr dt \quad (46)$$

All investments are self-funded within the underlying market, and this model does not assume the existence of a risk-free funding rate for investments that are not self-funded. The implied funding rate defined here originates in the optimisation as the Lagrange multiplier for the self-funding condition.

If the underlying market includes a risk-free funding security with initial price $b > 0$ and final price $B = b + db$ satisfying $\mathbb{V}[db] = 0$, then the calibration condition derives the solution $r = \mathbb{E}[db]/(b dt)$ for the implied funding

rate. More generally, the implied funding rate is discovered simultaneously with the unit optimal portfolio by iterating the Newton-Raphson scheme:

$$\begin{aligned} \partial r &= \frac{(\phi + \mathbb{V}^\phi[dq]^{-1}(\mathbb{E}^\phi[dq] - qr dt)) \cdot q}{\mathbb{V}^\phi[dq]^{-1} q dt \cdot q} \quad (47) \\ \partial \phi &= \mathbb{V}^\phi[dq]^{-1}(\mathbb{E}^\phi[dq] - q(r + \partial r) dt) \end{aligned}$$

initialised with $r = 0$ and $\phi = 0$.

As evident in this calibration scheme, the implied funding rate incorporates contributions from all the underlying returns, weighted by their predictabilities so that the least risky returns dominate. This property is demonstrated in the studies of figure 6, which simplify the model with the assumption that the final underlying prices are independent. The calibration conditions decouple to generate a set of independent conditions:

$$r = \frac{1}{dt} \left(\frac{\mathbb{E}[Q_i \exp[-\phi_i Q_i]]}{q_i \mathbb{E}[\exp[-\phi_i Q_i]]} - 1 \right) \quad (48)$$

that are solved separately to express the components of the unit optimal portfolio $\phi[r]$ as functions of the implied funding rate r . The self-funding condition $\phi[r] \cdot q = 0$ is then solved for r .

In the first study, the final underlying price Q_i is modelled as a normal variable with mean $q_i(1 + \mu_i dt)$ and variance $q_i^2 \sigma_i^2 dt$, where μ_i is the drift and σ_i is the volatility. The calibration condition derives the unit optimal portfolio:

$$\phi_i = \frac{\mu_i - r}{q_i \sigma_i^2} \quad (49)$$

and the self-funding condition then derives the implied funding rate:

$$r = \sum_i \frac{1/\sigma_i^2}{\sum_j 1/\sigma_j^2} \mu_i \quad (50)$$

The implied funding rate is the weighted average of the drifts, with weight inversely proportional to the square of the volatility.

In the second study, the final underlying price Q_i is modelled as a binomial variable with possible values $(0, 1 + c_i dt)$ occurring with probabilities $(w_i, 1 - w_i)$, where c_i is the coupon and w_i is the default probability. The calibration condition derives the unit optimal portfolio:

$$\phi_i = \frac{1}{1 + c_i dt} \log \left[\frac{1 - w_i}{w_i} \left(\frac{1 + c_i dt}{q_i(1 + r dt)} - 1 \right) \right] \quad (51)$$

and the self-funding condition:

$$0 = \sum_i \frac{q_i}{1 + c_i dt} \log \left[\frac{1 - w_i}{w_i} \left(\frac{1 + c_i dt}{q_i(1 + r dt)} - 1 \right) \right] \quad (52)$$

is solved for the implied funding rate.

B. Pricing and hedging

Let $d\bar{q} := dq - qr dt$ be the underlying return centred in the price measure. Using the price measure, the hedge and price conditions are re-expressed as:

$$\begin{aligned} 0 &= \mathbb{E}^\phi[(d\bar{q} - \alpha qs dt) \exp[-\alpha(P - \delta \cdot d\bar{q})]] \\ p &= \frac{1}{1 + r dt} \mathbb{E}^\phi[\alpha][P - \delta \cdot d\bar{q}] \end{aligned} \quad (53)$$

These conditions express a non-linear relationship between the initial and final derivative prices. By definition, the derivative security with notional λ has final price λP . The corresponding initial price p , hedge portfolio δ and implied funding spread s per unit notional are determined from the hedge and price conditions:

$$\begin{aligned} 0 &= \mathbb{E}^\phi[(d\bar{q} - \lambda \alpha qs dt) \exp[-\lambda \alpha(P - \delta \cdot d\bar{q})]] \\ p &= \frac{1}{1 + r dt} \mathbb{E}^\phi[\lambda \alpha][P - \delta \cdot d\bar{q}] \end{aligned} \quad (54)$$

and the self-funding condition. Scaling the derivative notional is thus equivalent to scaling the risk aversion. This is the scale invariance property of entropic pricing.

When $\lambda \alpha$ is small, the hedge and price conditions are expanded to discover the solutions:

$$\begin{aligned} s &= \frac{\mathbb{E}^\phi[P]/(1 + r dt) - \mathbb{V}^\phi[dq]^{-1} \mathbb{V}^\phi[dq, P] \cdot q}{\mathbb{V}^\phi[dq]^{-1} q dt \cdot q} + O[\lambda \alpha] \\ \delta &= \mathbb{V}^\phi[dq]^{-1} (\mathbb{V}^\phi[dq, P] + qs dt) + O[\lambda \alpha] \\ p &= \frac{1}{1 + r dt} \left(\mathbb{E}^\phi[P] - \frac{1}{2} \lambda \alpha \mathbb{V}^\phi[P - \delta \cdot dq] \right) + O[(\lambda \alpha)^2] \end{aligned} \quad (55)$$

This expansion in terms of $\lambda \alpha$ approximates the price when the risk appetite of the investor is large or when the derivative security has small notional. In the marginal market, the model thus implies a limit order book for the derivative security with mid price and bid-offer:

$$\begin{aligned} p_{\text{mid}} &= \mathbb{E}^\phi[P]/(1 + r dt) \\ p_{\text{bid-offer}} &= \alpha \mathbb{V}^\phi[P - \delta \cdot dq]/(1 + r dt) \end{aligned} \quad (56)$$

The discounted mid price of the derivative security is a martingale in the price measure and the bid-offer prices incompleteness of the underlying market. Higher-order adjustments then accommodate the extended features of the price distributions.

This model is extensive in scope, consistently encompassing arbitrary economic assumptions, predictable and unpredictable funding, complete and incomplete hedge markets, continuous and discontinuous evolution, continuous and discrete hedging, and accounting for the risk appetite of the investor. The studies in figure 7 demonstrate entropic hedging and pricing for call and digital options over a single investment horizon, and show the bid-offer around the mid model that prices the residual risk after hedging.

It is interesting to note that entropic pricing handles the trivial case of an empty underlying market in a sensible way. The calibration and hedge conditions are empty, and the price condition implies that the derivative price is a log-martingale in the expectation measure:

$$p = \mathbb{E}[\alpha][P] \quad (57)$$

In the absence of any market information, price reduces to expectation adjusted to match the risk appetite of the investor.

When the underlying market is not empty, the hedge and price conditions may not have simple solutions and are instead solved numerically via the Newton-Raphson scheme. The conditions can be solved explicitly when the prices diffuse continuously, however, and this case is useful to develop intuition. The diffusion of the underlying and derivative prices is continuous in the expectation measure \mathbb{E} when their cumulant generating function satisfies:

$$\begin{aligned} \log \mathbb{E} \exp[\beta dp + \psi \cdot dq] &= \\ \beta \mathbb{E}[dp] + \psi \cdot \mathbb{E}[dq] &+ \\ + \frac{1}{2} \beta^2 \mathbb{V}[dp] + \beta \psi \cdot \mathbb{V}[dq, dp] + \frac{1}{2} \psi \cdot \mathbb{V}[dq] \psi &+ O[dt^2] \end{aligned} \quad (58)$$

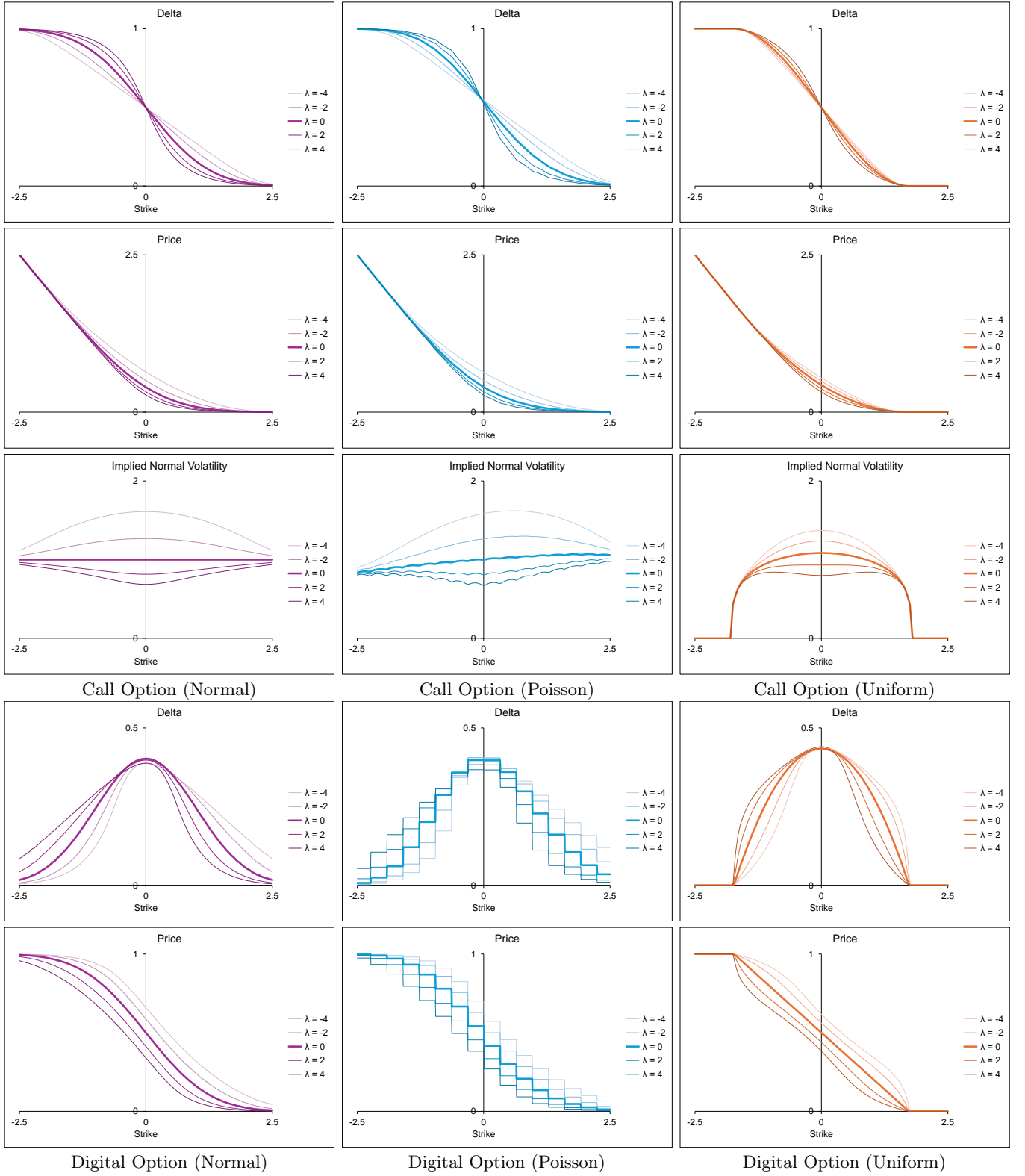


Figure 7. Three studies of entropic hedging and pricing for a call option (top three rows) with final price $P = (Q - k)^+$ and a digital option (bottom two rows) with final price $P = 1_{Q > k}$ at strike k on an underlying security with final price Q modelled as a normal variable, a Poisson variable with ten expected jumps, and a uniform variable, all standardised by linear transformation to have zero mean and unit standard deviation. Risk aversion is fixed at one, $\alpha = 1$, and the implied funding rate is set to zero, $r = 0$. The graphs plot the delta and price per unit notional as a function of the strike for a range of notionals λ , highlighting the central plot for the mid-pricing case $\lambda = 0$. Residual risk after hedging creates a bid-offer around the mid price and skews the optimal hedge ratio for positions with large notional.

with $\mathbb{V}[dp] = O[dt]$, $\mathbb{V}[dq, dp] = O[dt]$ and $\mathbb{V}[dq] = O[dt]$. If the investor re-balances frequently and at negligible cost, the $O[dt]$ corrections to the investment strategy can be ignored, and the bid-offer around the mid price derives exclusively from the post-hedging residual risks.

Moving to the price measure \mathbb{E}^ϕ , the impact of the measure change on the cumulant generating function derives the drift adjustments in Girsanov's theorem:

$$\begin{aligned} \log \mathbb{E}^\phi \exp[\beta dp + \psi \cdot dq] = & \quad (59) \\ & \beta(\mathbb{E}[dp] - \phi \cdot \mathbb{V}[dq, dp]) + \psi \cdot (\mathbb{E}[dq] - \mathbb{V}[dq]\phi) \\ & + \frac{1}{2}\beta^2\mathbb{V}[dp] + \beta\psi \cdot \mathbb{V}[dq, dp] + \frac{1}{2}\psi \cdot \mathbb{V}[dq]\psi + O[dt^2] \end{aligned}$$

Differentiating with respect to ψ then generates:

$$\begin{aligned} \frac{\mathbb{E}^\phi[dq \exp[\beta dp + \psi \cdot dq]]}{\mathbb{E}^\phi[\exp[\beta dp + \psi \cdot dq]]} = & \quad (60) \\ \mathbb{E}[dq] + \beta\mathbb{V}[dq, dp] + \mathbb{V}[dq](\psi - \phi) + O[dt^2] \end{aligned}$$

These results are sufficient to solve the conditions. The calibration condition is solved:

$$\begin{aligned} r = \frac{\mathbb{V}[dq]^{-1}\mathbb{E}[dq] \cdot q}{\mathbb{V}[dq]^{-1}q \, dt \cdot q} + O[dt] & \quad (61) \\ \phi = \mathbb{V}[dq]^{-1}(\mathbb{E}[dq] - qr \, dt) + O[dt] \end{aligned}$$

for the implied funding rate r and the unit optimal portfolio ϕ , and the hedge and price conditions are solved:

$$\begin{aligned} s = \frac{\mathbb{E}^\phi[P] - \mathbb{V}[dq]^{-1}\mathbb{V}[dq, P] \cdot q}{\mathbb{V}[dq]^{-1}q \, dt \cdot q} + O[dt] & \\ \delta = \mathbb{V}[dq]^{-1}(\mathbb{V}[dq, P] + qs \, dt) + O[dt] & \quad (62) \\ p = (1 - r \, dt)\mathbb{E}^\phi[P] - \frac{1}{2}\alpha\mathbb{V}[P - \delta \cdot dq] + O[dt^2] \end{aligned}$$

for the implied funding spread s , the hedge portfolio δ and the initial price p .

C. Market and model risk

Starting with the expectation measure \mathbb{E} , the calibration conditions:

$$\begin{aligned} 0 &= \phi \cdot q & (63) \\ 0 &= \mathbb{E}^\phi[dq] - qr \, dt \end{aligned}$$

are solved to generate the implied funding rate r and the unit optimal portfolio ϕ for the underlying securities, and the hedge and price conditions:

$$\begin{aligned} p &= \delta \cdot q & (64) \\ 0 &= \mathbb{E}^\phi[(dq - q(r + \alpha s) \, dt) \exp[-\alpha(P - \delta \cdot dq)]] \\ p &= \mathbb{E}^\phi[\alpha][P - \delta \cdot dq] \end{aligned}$$

are solved to generate the implied funding spread s , the hedge portfolio δ and the initial price p for the derivative security. While the hedge neutralises the underlying

component of the derivative risk, when the market is incomplete there are unhedged risks that are sensitive to the choice of expectation measure. The entropic pricing framework distinguishes between these market and model risks in the derivative security.

Consider an alternative choice $\bar{\mathbb{E}}$ for the expectation measure, related to the original expectation measure \mathbb{E} by the Radon-Nikodym weight:

$$\frac{d\bar{\mathbb{E}}}{d\mathbb{E}} = \frac{\exp[\epsilon W]}{\mathbb{E}[\exp[\epsilon W]]} = 1 + \epsilon(W - \mathbb{E}[W]) + O[\epsilon^2] \quad (65)$$

for a bounded weight W and a scale parameter ϵ . Using this alternative expectation measure in the calibration conditions, the implied funding rate and unit optimal portfolio are adjusted, $\bar{r} = r + \epsilon \partial r$ and $\bar{\phi} = \phi + \epsilon \partial \phi$, with:

$$\begin{aligned} \partial r &= \frac{\mathbb{V}^\phi[dq]^{-1}\mathbb{V}^\phi[dq, W] \cdot q}{\mathbb{V}^\phi[dq]^{-1}q \, dt \cdot q} + O[\epsilon] & (66) \\ \partial \phi &= \mathbb{V}^\phi[dq]^{-1}(\mathbb{V}^\phi[dq, W] - q \, \partial r \, dt) + O[\epsilon] \end{aligned}$$

Applying these adjustments, the original and alternative price measures are then related by:

$$\begin{aligned} \bar{\mathbb{E}}^\phi[X] - \mathbb{E}^\phi[X] &= & (67) \\ \epsilon \mathbb{V}^\phi[W - \partial \phi \cdot dq, X] + O[\epsilon^2] \\ \bar{\mathbb{E}}^\phi[\alpha][X] - \mathbb{E}^\phi[\alpha][X] &= \\ \epsilon \mathbb{V}^\phi\left[W - \partial \phi \cdot dq, -\frac{1}{\alpha} \frac{\exp[-\alpha X]}{\mathbb{E}^\phi[\exp[-\alpha X]]}\right] + O[\epsilon^2] \end{aligned}$$

for the indeterminate variable X .

Similar adjustments apply to the implied funding spread, hedge portfolio and initial price, derived from the hedge and price conditions in the alternative expectation measure:

$$\begin{aligned} \bar{p} &= \bar{\delta} \cdot q & (68) \\ 0 &= \bar{\mathbb{E}}^\phi[(dq - q(\bar{r} + \alpha \bar{s}) \, dt) \exp[-\alpha(P - \bar{\delta} \cdot dq)]] \\ \bar{p} &= \bar{\mathbb{E}}^\phi[\alpha][P - \bar{\delta} \cdot dq] \end{aligned}$$

Focusing on the price condition, the adjustment to the initial price is $\bar{p} = p + \epsilon \partial p$ with:

$$\begin{aligned} \partial p &= \frac{1}{1 + (r + \alpha s) \, dt} \times & (69) \\ \mathbb{V}^\phi\left[W - \partial \phi \cdot dq, -\frac{1}{\alpha} \frac{\exp[-\alpha(P - \delta \cdot dq)]}{\mathbb{E}^\phi[\exp[-\alpha(P - \delta \cdot dq)]]}\right] + O[\epsilon] \end{aligned}$$

The hedge portfolio is the metric of market risk in the entropic framework, and this adjustment is the metric of model risk as it measures the sensitivity of the initial price to the choice of expectation measure. If the underlying market is complete, the variance of the hedged return is zero and the sensitivity to the expectation measure is eliminated. More generally, model risk increases in proportion with the degree of market incompleteness.

IV. MARKOVIAN DIFFUSION

In this section, assume that there is a vector x of state variables whose cumulant generating function in the expectation measure \mathbb{E} satisfies:

$$\begin{aligned} \frac{1}{dt} \log \mathbb{E} \exp[\eta \cdot dx] = \\ \eta \cdot \mu + \frac{1}{2} \eta \cdot \nu \eta + \int_j (\exp[\eta \cdot j] - 1) \theta[dj] + O[dt] \end{aligned} \quad (70)$$

where the vector $\mu \equiv \mu[t, x]$ and positive-definite matrix $\nu \equiv \nu[t, x]$ are the mean and covariance rate for the continuous component of the diffusion, and the positive measure $\theta[dj] \equiv \theta[t, x][dj]$ is the frequency of jumps in the discontinuous component of the diffusion. The underlying price $q \equiv q[t, x]$ and derivative price $p \equiv p[t, x]$ are then assumed to be functions of time t and state x .

This Lévy-Khintchine form for the cumulant generating function of the state implies its distribution is divisible, which enables the transition to the limit $dt \rightarrow 0$ of continuous hedging. Repeated differentiation with respect to η derives Itô's lemma for the function $f \equiv f[t, x]$ of time t and state x in the expectation measure \mathbb{E} :

$$\begin{aligned} \frac{1}{dt} \mathbb{E}[df] = \frac{\partial f}{\partial t} + \frac{\partial f}{\partial x} \cdot \mu + \frac{1}{2} \frac{\partial^2 f}{\partial x^2} \cdot \cdot \nu \\ + \int_j \partial_j f \theta[dj] + O[dt] \end{aligned} \quad (71)$$

where $\partial_j f[t, x] := f[t, x+j] - f[t, x]$. In the price measure \mathbb{E}^ϕ , Itô's lemma is modified by the drift adjustments of Girsanov's theorem:

$$\begin{aligned} \frac{1}{dt} \mathbb{E}^\phi[df] = \frac{\partial f}{\partial t} + \frac{\partial f}{\partial x} \cdot \mu^\phi + \frac{1}{2} \frac{\partial^2 f}{\partial x^2} \cdot \cdot \nu \\ + \int_j \partial_j f \theta^\phi[dj] + O[dt] \end{aligned} \quad (72)$$

where the mean rate and frequency of jumps are adjusted:

$$\begin{aligned} \mu^\phi &:= \mu - \nu \left(\phi \cdot \frac{\partial q}{\partial x} \right) \\ \theta^\phi[dj] &:= \exp[-\phi \cdot \partial_j q] \theta[dj] \end{aligned} \quad (73)$$

With this assumption, the price model is established on the divisible process for the state vector x and the underlying price vector $q[t, x]$ given as a function of time and state. Using the expression for Itô's lemma in the price measure, the calibration, hedge and price conditions are transformed into partial differential-integral form. The calibration condition becomes:

$$\begin{aligned} 0 = \frac{\partial q}{\partial t} - qr + \frac{\partial q}{\partial x} \cdot \mu^\phi + \frac{1}{2} \frac{\partial^2 q}{\partial x^2} \cdot \cdot \nu \\ + \int_j \partial_j q \theta^\phi[dj] + O[dt] \end{aligned} \quad (74)$$

which is solved simultaneously with the self-funding condition $\phi \cdot q = 0$ for the implied funding rate r and the

unit optimal portfolio ϕ . The hedge and price conditions become:

$$\begin{aligned} 0 &= \frac{\partial p}{\partial x} \cdot \nu \frac{\partial q}{\partial x} + qs - \left(\frac{\partial q}{\partial x} \cdot \nu \frac{\partial q}{\partial x} \right) \delta \\ &+ \int_j \frac{1}{\alpha} (1 - \exp[-\alpha(\partial_j p - \delta \cdot \partial_j q)]) \partial_j q \theta^\phi[dj] + O[dt] \\ 0 &= \frac{\partial p}{\partial t} - pr + \frac{\partial p}{\partial x} \cdot \mu^\phi + \frac{1}{2} \frac{\partial^2 p}{\partial x^2} \cdot \cdot \nu \\ &- \frac{1}{2} \alpha \left(\frac{\partial p}{\partial x} - \delta \cdot \frac{\partial q}{\partial x} \right) \cdot \nu \left(\frac{\partial p}{\partial x} - \delta \cdot \frac{\partial q}{\partial x} \right) \\ &+ \int_j \frac{1}{\alpha} (1 - \exp[-\alpha(\partial_j p - \delta \cdot \partial_j q)]) \theta^\phi[dj] + O[dt] \end{aligned} \quad (75)$$

which are solved simultaneously with the self-funding condition $\delta \cdot q = p$ for the implied funding spread s , hedge portfolio δ and derivative price p . Incompleteness means that the hedge portfolio does not exactly offset the risks of the derivative security for all possible market movements over the hedging interval, and this residual risk is accounted for with a compensating adjustment to the derivative price.

Starting with its terminal contractual settlement, the numerical solution of these conditions for the derivative price repeats a Newton-Raphson scheme that determines the initial price p from the final price $p + dp$ over each interval in a discretised schedule. The high dimensional complexity of this procedure is a consequence of the non-linearity of the hedge portfolio in the hedge condition. There are two useful scenarios where this condition is linear: the mid-pricing case $\alpha = 0$; and the continuous diffusion case $\theta[dj] = 0$. Pricing simplifies in these cases.

Mid-pricing: When $\alpha = 0$, the hedge and price conditions simplify:

$$\begin{aligned} p - V^{-1} \left(\frac{\partial p}{\partial x} \cdot \nu \frac{\partial q}{\partial x} + \int_j \partial_j p \partial_j q \theta^\phi[dj] \right) \cdot q \\ s = \frac{V^{-1} q \cdot q}{V^{-1} q \cdot q} + O[dt] \\ \delta = V^{-1} \left(\frac{\partial p}{\partial x} \cdot \nu \frac{\partial q}{\partial x} + \int_j \partial_j p \partial_j q \theta^\phi[dj] + qs \right) + O[dt] \\ 0 = \frac{\partial p}{\partial t} - pr + \frac{\partial p}{\partial x} \cdot \mu^\phi + \frac{1}{2} \frac{\partial^2 p}{\partial x^2} \cdot \cdot \nu \\ + \int_j (\partial_j p - \delta \cdot \partial_j q) \theta^\phi[dj] + O[dt] \end{aligned} \quad (76)$$

where:

$$V := \frac{\partial q}{\partial x} \cdot \nu \frac{\partial q}{\partial x} + \int_j \partial_j q \partial_j q \theta^\phi[dj] \quad (77)$$

Embedding the expressions for the implied funding spread and hedge portfolio, the price condition becomes a linear parabolic differential-integral equation for the derivative price. This equation balances the contributions to the return from the continuous and discontinuous components of the diffusion.

Continuous diffusion: When $\theta[dj] = 0$, the hedge and price conditions simplify:

$$\begin{aligned} s &= \frac{p - V^{-1} \left(\frac{\partial p}{\partial x} \cdot \nu \frac{\partial q}{\partial x} \right) \cdot q}{V^{-1} q \cdot q} + O[dt] \\ \delta &= V^{-1} \left(\frac{\partial p}{\partial x} \cdot \nu \frac{\partial q}{\partial x} + qs \right) + O[dt] \\ 0 &= \frac{\partial p}{\partial t} - pr + \frac{\partial p}{\partial x} \cdot \mu^\phi + \frac{1}{2} \frac{\partial^2 p}{\partial x^2} \cdot \nu \\ &\quad - \frac{1}{2} \alpha \left(\frac{\partial p}{\partial x} - \delta \cdot \frac{\partial q}{\partial x} \right) \cdot \nu \left(\frac{\partial p}{\partial x} - \delta \cdot \frac{\partial q}{\partial x} \right) + O[dt] \end{aligned} \quad (78)$$

where:

$$V := \frac{\partial q}{\partial x} \cdot \nu \frac{\partial q}{\partial x} \quad (79)$$

Embedding the expressions for the implied funding spread and hedge portfolio, the price condition becomes a non-linear parabolic differential equation for the derivative price. This equation modifies the expression for the price to adjust for residual risk.

As a concrete example of a continuous Markovian diffusion, the Heston model illustrates the key features of the more general framework. In this model, the state comprises a funding price b , an underlying price q and a variance ν satisfying the stochastic differential equations:

$$\begin{aligned} db &= br \, dt \\ dq &= q(\mu \, dt + \sqrt{\nu} \, dy) \\ d\nu &= (\bar{\nu} - \nu)\kappa \, dt + \sqrt{\nu} \sigma \, dz \end{aligned} \quad (80)$$

where dy and dz are Brownian increments in the expectation measure with correlation ρ . This is equivalent to the cumulant generating function:

$$\begin{aligned} \frac{1}{dt} \log \mathbb{E} \exp[\beta \, db + \psi \, dq + \eta \, d\nu] &= \\ \beta \, br + \psi \, q\mu + \eta \, (\bar{\nu} - \nu)\kappa &+ \\ + \frac{1}{2} \psi^2 \, q^2 \nu + \psi \eta \, q\nu \rho \sigma + \frac{1}{2} \eta^2 \, \nu \sigma^2 &+ O[dt] \end{aligned} \quad (81)$$

The funding price has predictable increment with mean $br \, dt$ where r is the funding rate. The underlying price has increment with mean $q\mu \, dt$ and variance $q^2 \nu \, dt$ where μ is the mean rate. The variance has increment with mean $(\bar{\nu} - \nu)\kappa \, dt$ and variance $\nu \sigma^2 \, dt$ where κ is the mean reversion rate, $\bar{\nu}$ is the mean reversion level and σ is the volatility of variance. The final parameter ρ is the correlation between the increments of the underlying price and the variance.

Since the funding security has predictable return, the implied funding rate is r and the implied funding spread is $s = 0$. In order to satisfy the self-funding condition, the portfolio with underlying weight ϕ must have funding

weight $-\phi q/b$, and the cumulant generating function in the price measure \mathbb{E}^ϕ satisfies:

$$\begin{aligned} \frac{1}{dt} \log \mathbb{E}^\phi \exp[\beta \, db + \psi \, dq + \eta \, d\nu] &= \\ \beta \, br + \psi \, q\mu^\phi + \eta \, (\bar{\nu}^\phi - \nu)\kappa &+ \\ + \frac{1}{2} \psi^2 \, q^2 \nu + \psi \eta \, q\nu \rho \sigma + \frac{1}{2} \eta^2 \, \nu \sigma^2 &+ O[dt] \end{aligned} \quad (82)$$

where the mean rate of the underlying price and the mean reversion level of the variance are adjusted:

$$\begin{aligned} \mu^\phi &:= \mu - \phi q \nu \\ \bar{\nu}^\phi &:= \bar{\nu} - \phi q \nu \frac{\rho \sigma}{\kappa} \end{aligned} \quad (83)$$

The calibration condition then implies that the unit optimal portfolio has $\phi = (\mu - r)/(q\nu)$, so that:

$$\begin{aligned} \mu^\phi &= r \\ \bar{\nu}^\phi &= \bar{\nu} - (\mu - r) \frac{\rho \sigma}{\kappa} \end{aligned} \quad (84)$$

The state is also a Heston model in the price measure, albeit with these two drift parameters adjusted to account for the change of measure. In this approach, the Heston parameters in the price measure can be estimated from statistical analysis of the state in the expectation measure, applying the measure adjustment post-estimation to calibrate to the underlying price.

The hedge and price conditions in the Heston model generate the expressions:

$$\begin{aligned} \delta &= \frac{\partial p}{\partial q} + \frac{\partial p}{\partial \nu} \frac{\rho \sigma}{q} + O[dt] \\ 0 &= \frac{\partial p}{\partial t} - pr + \frac{\partial p}{\partial b} br + \frac{\partial p}{\partial q} qr + \frac{\partial p}{\partial \nu} ((\bar{\nu} - \nu)\kappa - (\mu - r)\rho \sigma) \\ &\quad + \frac{1}{2} \frac{\partial^2 p}{\partial q^2} q^2 \nu + \frac{\partial^2 p}{\partial q \partial \nu} q\nu \rho \sigma + \frac{1}{2} \frac{\partial^2 p}{\partial \nu^2} \nu \sigma^2 \\ &\quad - \frac{1}{2} \alpha \left(\frac{\partial p}{\partial \nu} \right)^2 \nu \sigma^2 (1 - \rho^2) + O[dt] \end{aligned} \quad (85)$$

for the hedge portfolio $\delta[t, b, q, \nu]$ and the derivative price $p[t, b, q, \nu]$. In the first expression, the hedge ratio is adjusted when the increment of the variance is correlated with the increment of the underlying price. The derivative price then satisfies a linear parabolic differential equation with a non-linear correction term that prices the unhedgeable risks when the increments are not perfectly correlated.

V. DISCRETE MODELS

As the example of the Heston model demonstrates, entropic risk optimisation can be consistently applied in theoretical models that include unhedgeable factors, naturally adjusting for market incompleteness in pricing and

hedging. Data-driven models take a different approach, eschewing theoretical foundations for a statistical method that extracts information directly and exclusively from the data. In practice, this means that the model is supported on a finite set of eigenstates generated from a statistical model trained on historical data. The expectation measure is then assumed to be uniformly distributed on the eigenstates. With no theory to support development beyond the information expressed in the data, a more general foundation is needed that does not depend on unrealistic assumptions such as complete markets, continuous hedging or risk-free funding. Advocates of deep hedging address this by replacing risk neutralisation with risk optimisation, using convex risk metrics to assess strategic performance. While they suffer from lack of explainability, data-driven models can uncover complex relationships between economic variables that may be hard to capture theoretically.

Entropy is a universal concept in information theory that is ideally suited to a wide range of applications. In this section, the entropic risk metric is applied to risk optimisation in discrete models of classical and quantum information. The core premise of the discrete model is that the indeterminate variable has a spectrum of possible eigenvalues, which may include duplicates, that are uniformly distributed in the expectation measure. Classical or quantum models are then characterised by the existence or absence of a common basis of eigenstates supporting the eigenvalues.

The indeterminate variable X is associated with its spectrum (X_1, \dots, X_n) and the expectation measure assumes these outcomes are equally likely. Represent the variable as a diagonal matrix with its eigenvalues arrayed on the diagonal. The mean of X is the average eigenvalue, expressed as the normalised trace of its matrix:

$$\mathbb{E}[X] = \frac{1}{n} \text{tr}[X] \quad (86)$$

Significantly, this definition extends to arbitrary self-adjoint matrices, where the mean, defined to be the average eigenvalue, is equivalently evaluated as the normalised trace. Classical information is characterised by the commutativity of its indeterminate variables; without loss of generality, the variables are simultaneously diagonalised and the expectation measure is uniformly distributed on the common set of diagonalising eigenstates. This restriction is lifted for quantum information, where non-commutativity is embraced as an additional source of uncertainty with remarkable consequences for the quality of model fitting.

Functional calculus extends to self-adjoint matrices by applying the transformation directly to the eigenvalues in the diagonalised representation. The entropy-adjusted mean of X is then defined:

$$\mathbb{E}[\alpha][X] = -\frac{1}{\alpha} \log \left[\frac{1}{n} \text{tr}[\exp[-\alpha X]] \right] \quad (87)$$

When optimising the strategy with this target function,

care must be taken to manage the potential complications of non-commutativity. For example, the perturbation $\partial(X^2) = (\partial X)X + X(\partial X)$ cannot be simplified further when X and ∂X do not commute. Fortunately, the trace of this expression can be simplified, thanks to cyclicity of the trace, and in general the perturbation has the handy simplification:

$$\partial \text{tr}[f[X]] = \text{tr}[f'[X] \partial X] \quad (88)$$

The calibration, hedge and price conditions are then derived from entropic risk optimisation as:

$$\begin{aligned} 0 &= \text{tr}[(dq - qr \, dt) \exp[-\alpha \omega \cdot dq]] \\ 0 &= \text{tr}[(dq - q(r + \alpha s) \, dt) \exp[-\alpha(P + (\omega - \delta) \cdot dq)]] \\ p &= -\frac{1}{\alpha} \log \left[\frac{\text{tr}[\exp[-\alpha(P + (\omega - \delta) \cdot dq)]]}{\text{tr}[\exp[-\alpha \omega \cdot dq]]} \right] \end{aligned} \quad (89)$$

These conditions are explored in the studies of figures 9 to 12, assuming an underlying market that contains a funding security with initial price $b = 1$ and final price $B = b + db$ satisfying $\text{tr}[db] = 0$ and a hedging security with initial price q and final price $Q = q + dq$ satisfying $\text{tr}[Q] = 0$. The model is developed for the final derivative price expressed as a function $P = f[Q - kB]$ of the spread $Q - kB$ at strike k .

A. Classical study

The classical studies of figures 9 to 11 assume $B = 1$ and Q is a diagonal matrix with eigenvalues Q_i sampled from a standard normal variable, centralised to have zero sample mean. The matrix $P = f[Q - kB]$ is then diagonal with eigenvalues $P_i := f[Q_i - k]$.

The calibration condition:

$$0 = \sum_{i=1}^n (Q_i - q) \exp[-\alpha \omega Q_i] \quad (90)$$

is solved for the optimal portfolio ω , which generates the eigenstate probabilities:

$$\gamma_i := \frac{\exp[-\alpha \omega Q_i]}{\sum_{j=1}^n \exp[-\alpha \omega Q_j]} \quad (91)$$

in the price measure. The hedge condition:

$$0 = \sum_{i=1}^n \gamma_i (Q_i - q) \exp[-\alpha(P_i - \delta Q_i)] \quad (92)$$

is then solved for the hedge portfolio δ . Using these solutions, the price condition:

$$p = \delta q - \frac{1}{\alpha} \log \left[\sum_{i=1}^n \gamma_i \exp[-\alpha(P_i - \delta Q_i)] \right] \quad (93)$$

generates the initial derivative price p .

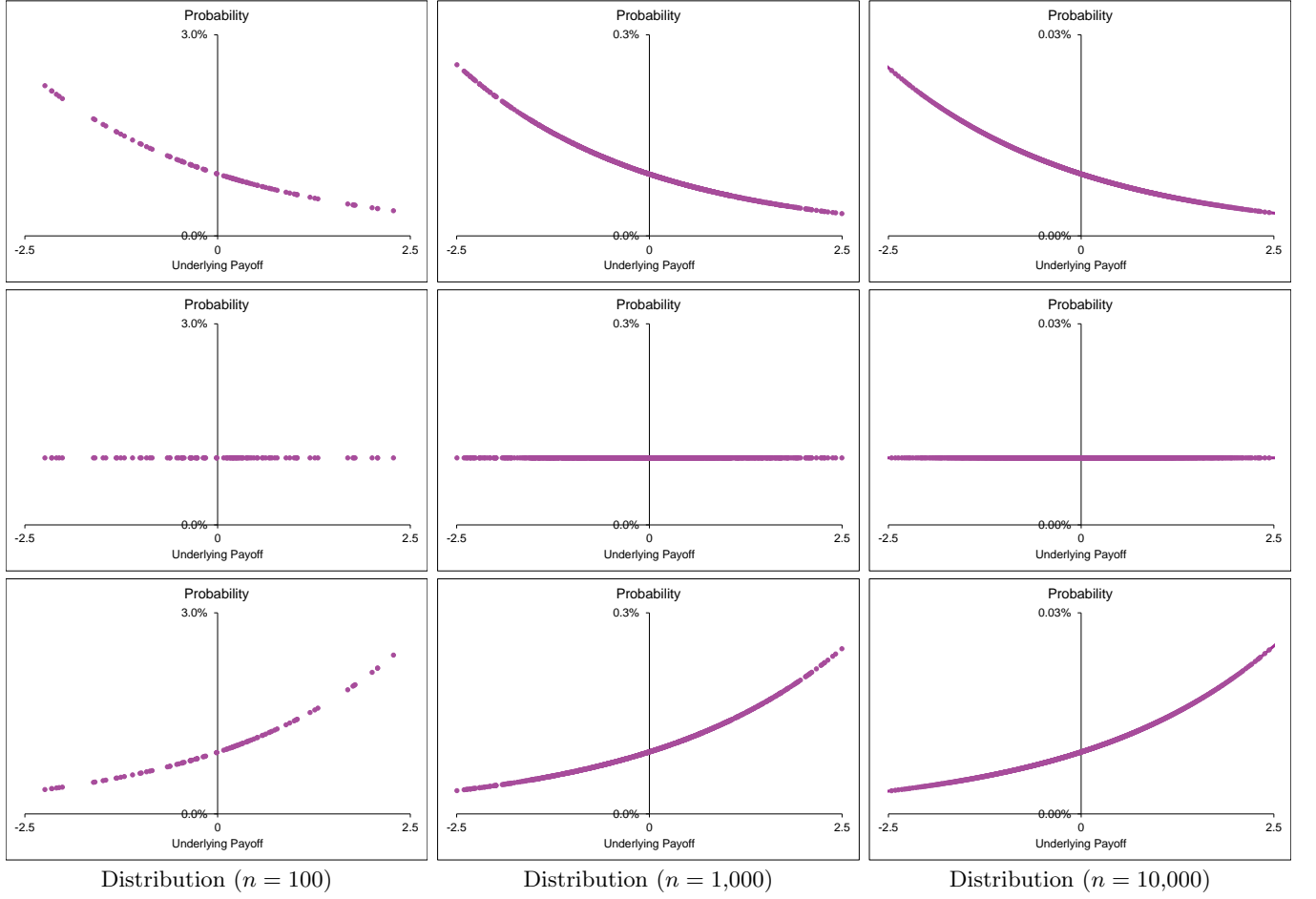


Figure 8. In these studies of discrete models on classical information, the final underlying price is uniformly distributed in the expectation measure on $n = 100$, 1,000 and 10,000 samples from a standardised normal variable, centralised to have zero mean. The price measure is supported on the same samples with probabilities adjusted to match the target initial underlying price $q = -0.4$ (top row), $q = 0$ (middle row) and $q = 0.4$ (bottom row). In the transformation from expectation to price measure, the uniform probabilities are biased using an exponential function of the final underlying price. Among equivalent measures that satisfy the calibration condition, the price measure thus has minimum entropy relative to the expectation measure.

Three cases are considered in the studies with $n = 100$ (left column), 1,000 (middle column) and 10,000 (right column), for the call option $f[x] = x^+$ (top two rows) and the digital option $f[x] = 1_{x>0}$ (bottom two rows). The derivative security cannot be exactly replicated by the funding and hedging securities, and entropic risk optimisation compensates for this model risk with a bid-offer around the mid price and a skew to the hedge ratio. In the study with $n = 100$ samples, the support is contained within the interval $(-2.5, 2.5)$, and there can be no option value outside this range of strikes. Increasing the number of samples widens the support and brings the solution closer to the limit of the standard normal variable.

The support of the expectation measure thus plays a crucial role in determining hedge and price and also the extent to which unhedged risks impact the bid-offer. Entropic pricing does not allocate probability beyond the support of the expectation measure, and unrealistic assumptions on the support can mask model risks.

B. Quantum study

The quantum studies of figure 12 assume $q = 0$ and B and Q are matrices with $n = 2$ eigenvalues:

$$B = 1 + \epsilon \begin{bmatrix} 1 & 0 \\ 0 & -1 \end{bmatrix} \quad (94)$$

$$Q = \begin{bmatrix} \cos[\theta] & -\sin[\theta] \\ \sin[\theta] & \cos[\theta] \end{bmatrix} \begin{bmatrix} 1 & 0 \\ 0 & -1 \end{bmatrix} \begin{bmatrix} \cos[\theta] & \sin[\theta] \\ -\sin[\theta] & \cos[\theta] \end{bmatrix}$$

The gap ϵ separates the eigenvalues of the funding security and the angle θ rotates the eigenbasis of the hedging security. The matrix $P = f[Q - kB]$ is obtained by first diagonalising the matrix $Q - kB$ and then applying the function f to its eigenvalues:

$$P = \begin{bmatrix} \cos[\psi] & -\sin[\psi] \\ \sin[\psi] & \cos[\psi] \end{bmatrix} \begin{bmatrix} P_+ & 0 \\ 0 & P_- \end{bmatrix} \begin{bmatrix} \cos[\psi] & \sin[\psi] \\ -\sin[\psi] & \cos[\psi] \end{bmatrix} \quad (95)$$

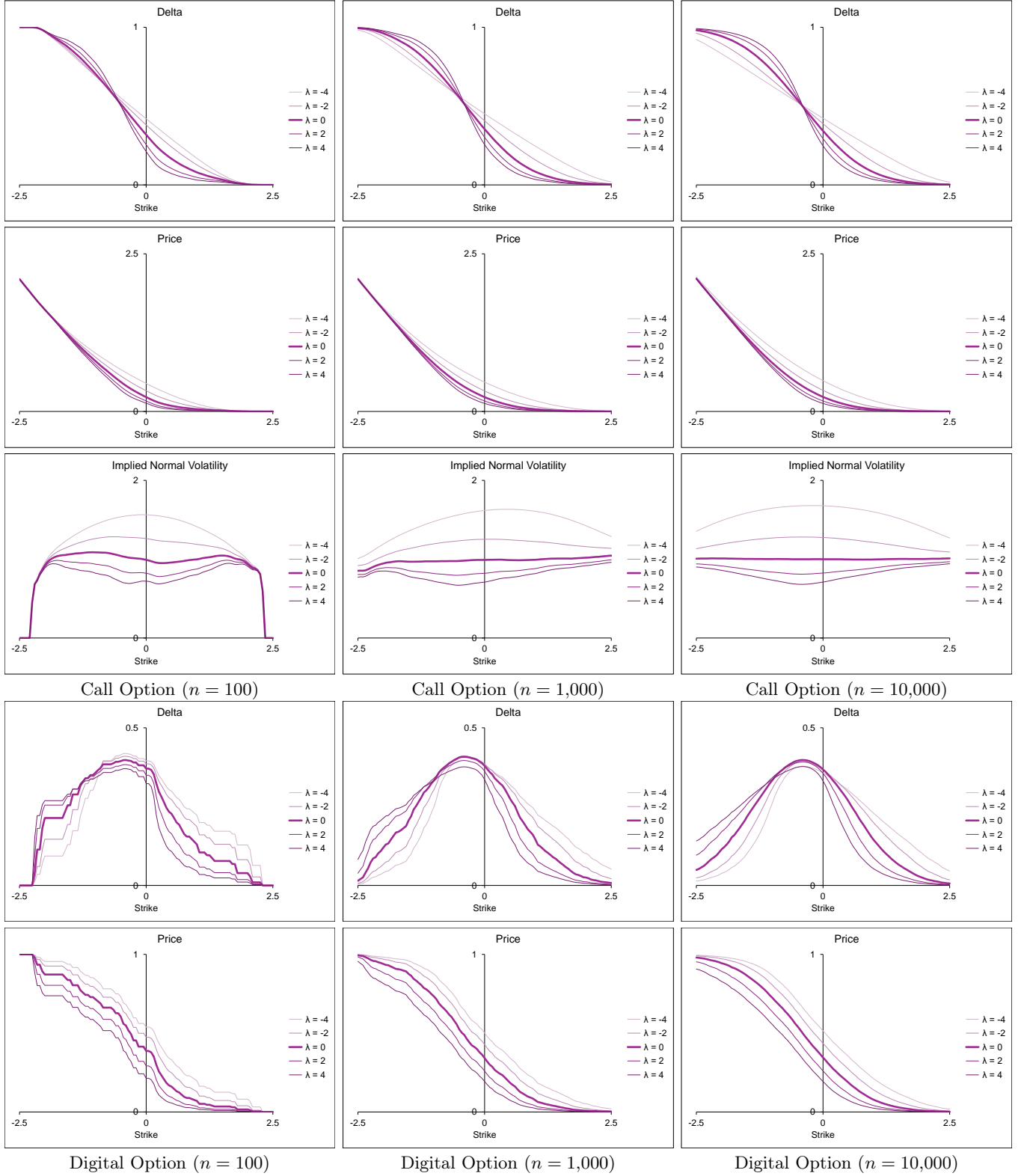


Figure 9. In these studies of discrete models on classical information, the final underlying price is uniformly distributed in the expectation measure on $n = 100, 1,000$ and $10,000$ samples from a standardised normal variable. The price measure is supported on the same samples with probabilities adjusted to match the target initial underlying price $q = -0.4$. Entropic risk optimisation identifies the mid and bid-offer for the price and the hedge ratio for a range of notionals λ .

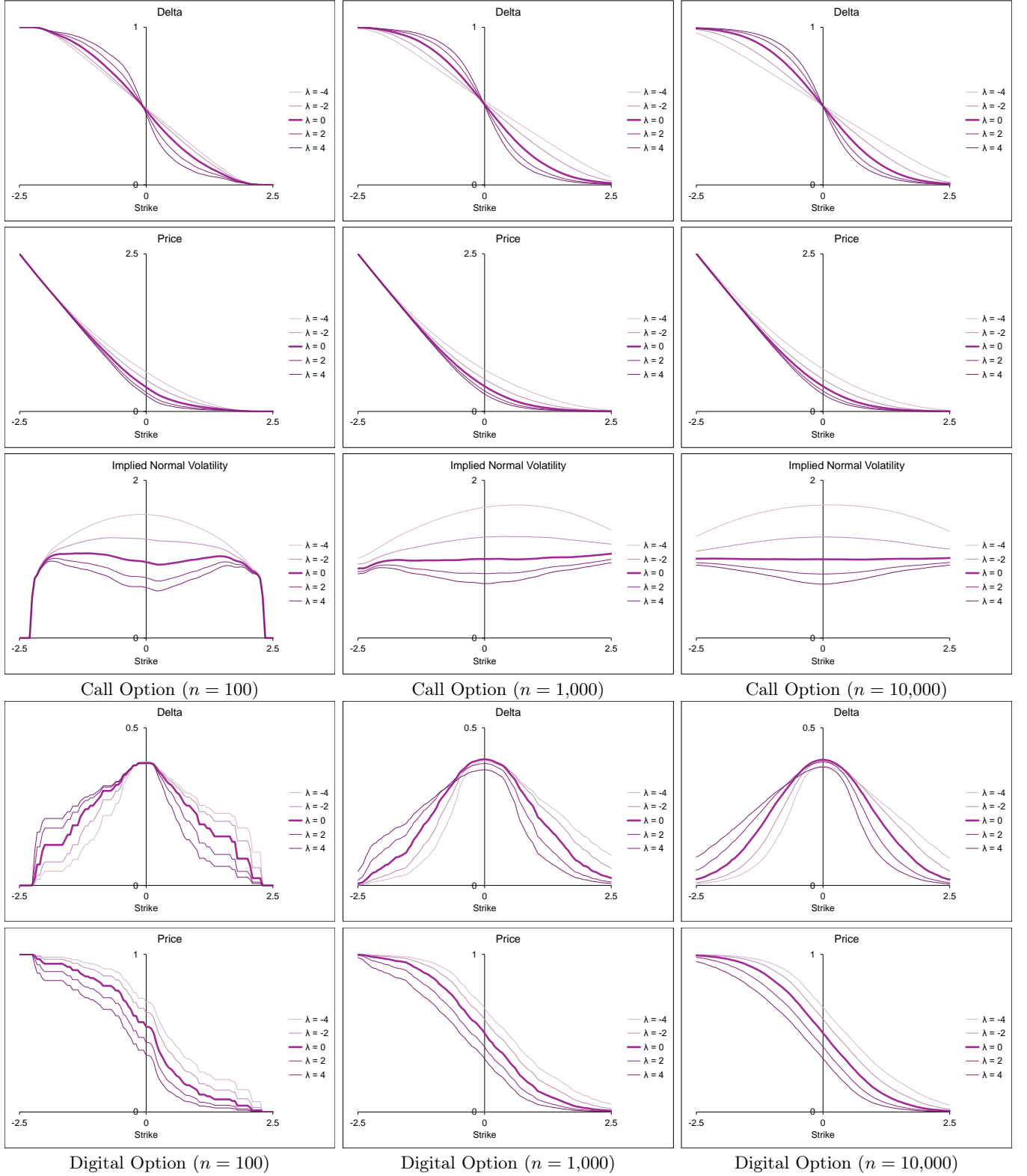


Figure 10. In these studies of discrete models on classical information, the final underlying price is uniformly distributed in the expectation measure on $n = 100, 1,000$ and $10,000$ samples from a standardised normal variable. The price measure is supported on the same samples with uniform probabilities that match the target initial underlying price $q = 0$. Entropic risk optimisation identifies the mid and bid-offer for the price and the hedge ratio for a range of notionals λ .

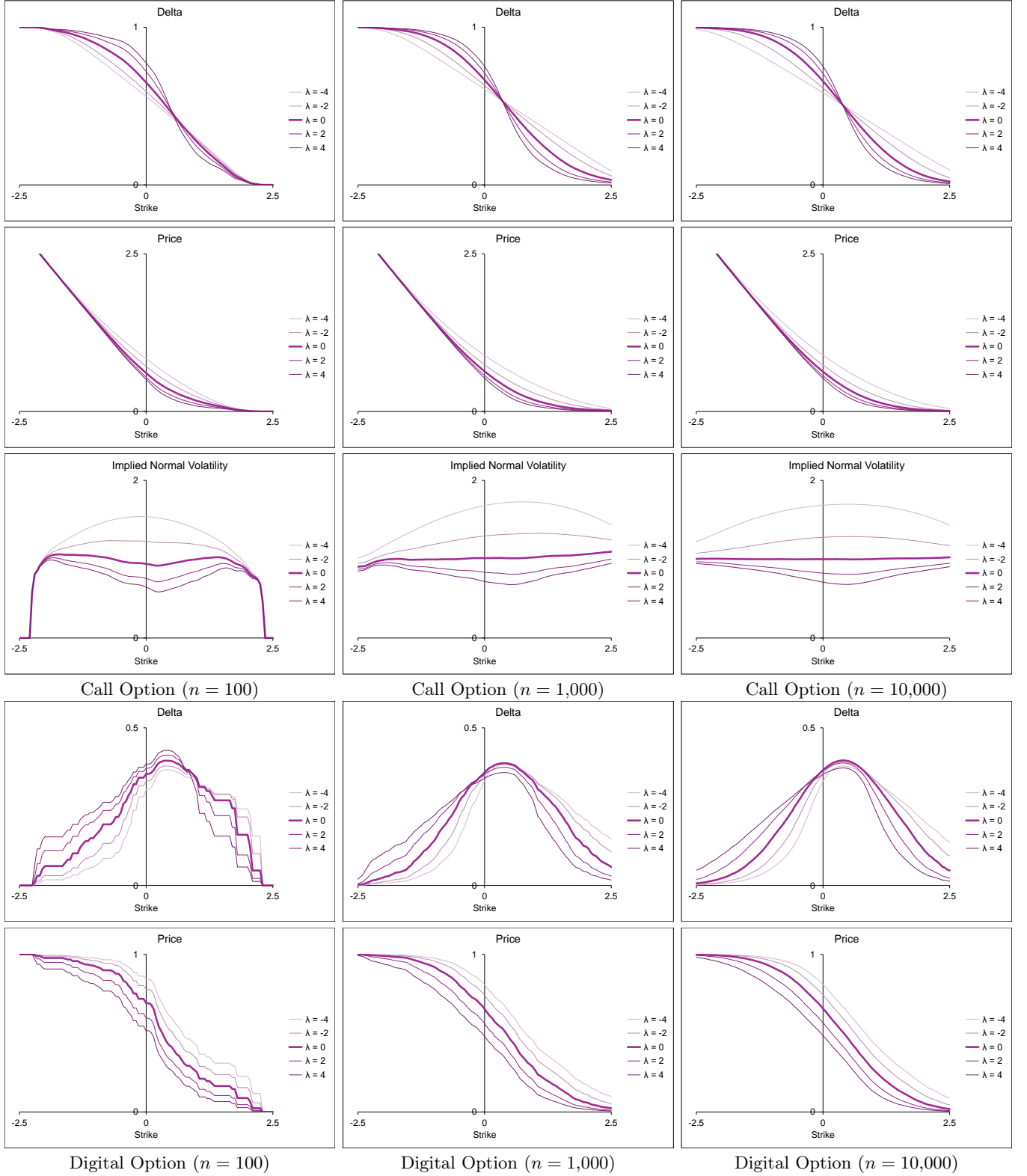


Figure 11. In these studies of discrete models on classical information, the final underlying price is uniformly distributed in the expectation measure on $n = 100, 1,000$ and $10,000$ samples from a standardised normal variable. The price measure is supported on the same samples with probabilities adjusted to match the target initial underlying price $q = 0.4$. Entropic risk optimisation identifies the mid and bid-offer for the price and the hedge ratio for a range of notionals λ .

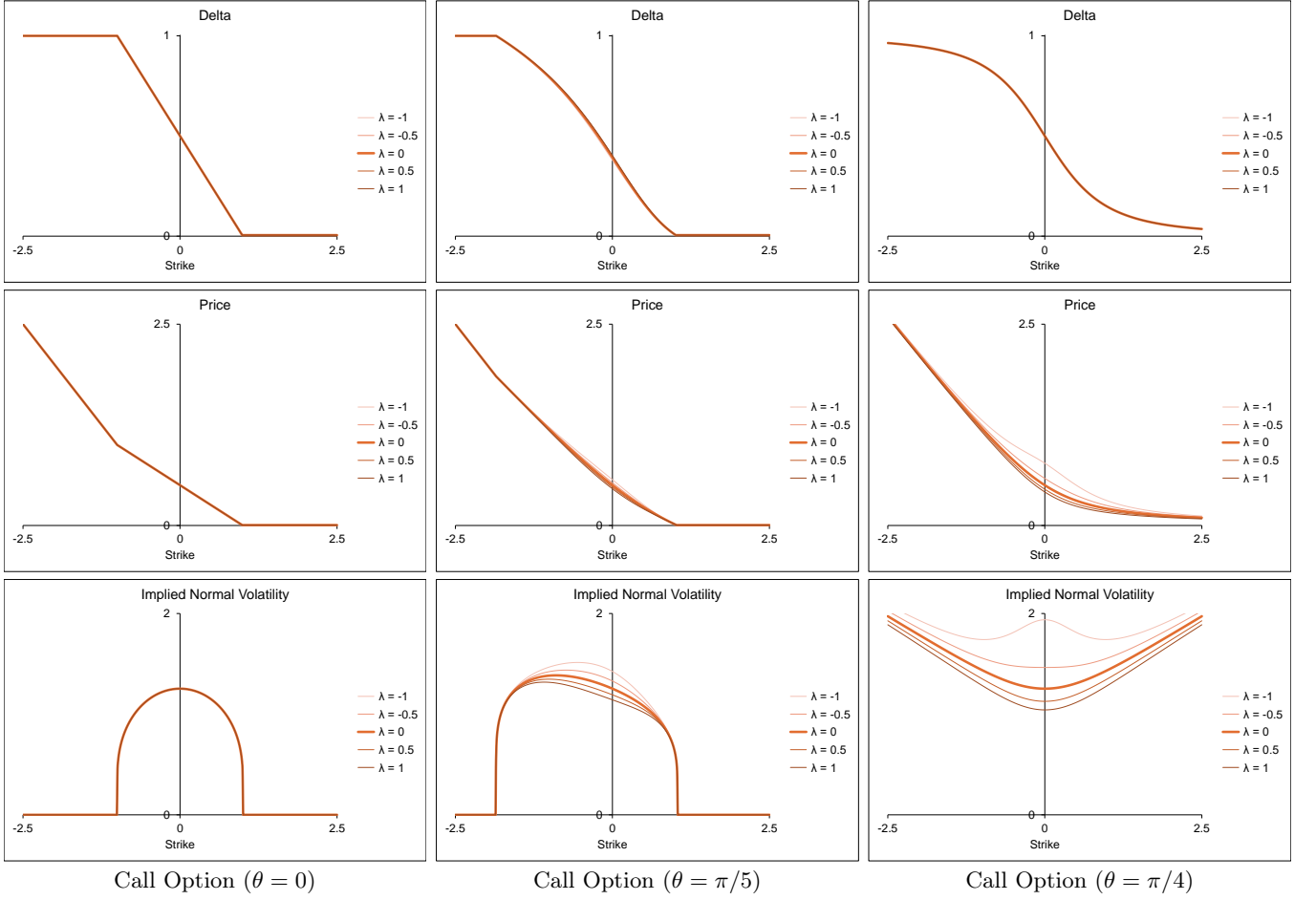


Figure 12. In these studies of discrete models on quantum information, the final hedging price is uniformly distributed in the expectation measure on $n = 2$ values -1 and 1 , and is decorrelated from the final funding price by applying the rotation $\theta = 0$, $\pi/5$ and $\pi/4$ to its eigenbasis. Entropic risk optimisation identifies the mid and bid-offer for the price and the hedge ratio for a range of notionals λ .

with:

$$\begin{aligned}\psi &:= \frac{1}{2} \arctan \left[\frac{\sin[2\theta]}{\cos[2\theta] - \epsilon k} \right] \\ Q_{\pm} &:= \pm \frac{\sin[2\theta]}{\sin[2\psi]} \\ P_{\pm} &:= f[Q_{\pm} - k]\end{aligned}\quad (96)$$

The non-linear relationship between a matrix and its eigenvalues is exploited to create a complex dependence of the option payoff on the strike. Fine tuning the rotation of the eigenbases can then be used to fit the implied volatility smile.

The calibration condition is trivially solved with $\omega = 0$, and the hedge and price conditions become:

$$\begin{aligned}\delta &= \hat{P} \cos[2(\psi - \theta)] - \epsilon p \cos[2\theta] \\ p &= \bar{P} - \frac{1}{\alpha} \log \cosh[\alpha(\hat{P} \sin[2(\psi - \theta)] + \epsilon p \sin[2\theta])]\end{aligned}\quad (97)$$

where $\bar{P} := (P_+ + P_-)/2$ and $\hat{P} := (P_+ - P_-)/2$. The price condition is first solved for the initial derivative

price p . Using this solution, the hedge condition generates the hedge portfolio δ .

Three cases are considered in the studies with $\theta = 0$ (left column), $\pi/5$ (middle column) and $\pi/4$ (right column), with $\epsilon = 1 - \cos[2\theta]$ in each case, for the call option $f[x] = x^+$. Contrasting with the classical studies where thousands of eigenstates are needed for acceptable convergence, the inclusion of non-commutativity between the final funding and hedging prices generates a credible model for the initial derivative price with as few as two eigenstates.

With two securities available for funding and hedging, the derivative security is exactly replicated in the classical binomial model with zero rotation. Heisenberg uncertainty breaks market completeness, and entropic risk optimisation creates a compensating bid-offer around the mid price in the quantum binomial model when the rotation is non-zero. At the maximum rotation $\theta = \pi/4$, the implied volatility smile has continuous support on the full line, a remarkable property for a model whose final underlying prices are binomial.

VI. ENTROPIC XVA

An unconstrained strategy that maximises the mean does not incentivise risk management and results in a portfolio with potentially disastrous downside risks. For this reason, a strategy that instead aims to maximise the risk-adjusted mean creates a more balanced portfolio that can be fine-tuned to the risk appetite of the investor.

It would appear from this statement that risk management is an investment choice, with the risk appetite a free parameter under the control of the investor. This is not the case. Without risk management there is a material risk that the investor will not meet their contractual commitments. At the very least, this potentially tarnishes the reputation of the investor as a reliable counterparty, with consequent impact on the prices they will be offered. In regulated markets, risk management is also a legal requirement with detailed and specific obligations for margin and capital.

A. Margined derivatives

If the true costs of risk management are fully accounted in the return, reckless investments are naturally penalised by their associated margin costs. Returning to the bilateral model outlined in the introduction, suppose that two counterparties deploy capital c_1 and c_2 to a derivative trade with initial price p . Excess capital is deposited in the margin account with unit price $b > 0$. The derivative is settled from the margin account with no additional funds injected, creating the risk that insufficient capital results in default by one of the counterparties.

As shown in figures 13 to 15, net of all considerations the capital returned from the derivative is:

$$\begin{aligned} c_1 + dc_1 &= c_1(1 + db/b) + \left(dp - \frac{p}{b}db\right)_{-c_1(1+db/b)}^{c_2(1+db/b)} \\ c_2 + dc_2 &= c_2(1 + db/b) - \left(dp - \frac{p}{b}db\right)_{-c_1(1+db/b)}^{c_2(1+db/b)} \end{aligned} \quad (98)$$

where the subscript denotes the floor and the superscript denotes the cap. With all the internal settlements compressed, the structure reduces to a funding pool with initial capital $(c_1 + c_2)$ deposited in the margin account and final capital $(c_1 + c_2)(1 + db/b)$ redistributed to the counterparties. Without the derivative settlement, the final capital is distributed according to the return on the initial contribution, with $c_1(1 + db/b)$ returned to the first counterparty and $c_2(1 + db/b)$ returned to the second counterparty. Introducing the derivative settlement, this distribution of capital is zero-sum adjusted by the funded derivative return up to the amount in the margin account. Default then occurs when the margin account has insufficient funds to meet the contractual settlement.

With the return on capital thus defined, entropic pricing can be applied. Each counterparty assesses the performance of the derivative security relative to their respective underlying markets with prices q_1 and q_2 , using

their expectation measures \mathbb{E}_1 and \mathbb{E}_2 and risk aversions α_1 and α_2 . The hedge conditions:

$$\begin{aligned} 0 &= \mathbb{E}_1^{\phi_1}[(dq_1 - q_1 r_1 dt) \exp[-\alpha_1(dc_1 - \delta_1 \cdot dq_1)]] \\ 0 &= \mathbb{E}_2^{\phi_2}[(dq_2 - q_2 r_2 dt) \exp[-\alpha_2(dc_2 - \delta_2 \cdot dq_2)]] \end{aligned} \quad (99)$$

are solved with the self-funding conditions $\delta_1 \cdot q_1 = c_1$ and $\delta_2 \cdot q_2 = c_2$ to generate the hedge portfolios δ_1 and δ_2 , where ϕ_1 and ϕ_2 are the unit optimal portfolios in the underlying markets. The price conditions derive the expressions:

$$\begin{aligned} 0 &= \mathbb{E}_1^{\phi_1}[\alpha_1] \left[-\left(\delta_1 \cdot dq_1 - \frac{c_1}{b}db\right) + \left(dp - \frac{p}{b}db\right)_{-c_1(1+db/b)}^{c_2(1+db/b)} \right] \\ 0 &= \mathbb{E}_2^{\phi_2}[\alpha_2] \left[-\left(\delta_2 \cdot dq_2 - \frac{c_2}{b}db\right) - \left(dp - \frac{p}{b}db\right)_{-c_1(1+db/b)}^{c_2(1+db/b)} \right] \end{aligned} \quad (100)$$

which are solved for the threshold prices p_1 and p_2 of the two counterparties. The trade is viable when the initial price p is in the range $p_2 \leq p \leq p_1$, and is therefore not viable when $p_1 < p_2$. Price is thus constrained to the sector bounded by these viability thresholds, equilibrating to a price within the range.

B. Entropic XVA

Embedded in the expressions for the threshold prices are the contributions from XVA.

FVA: Capital for the trade is raised by borrowing in the underlying market and deposited in the margin account. The mismatch between the return on the underlying portfolio and the return on the margin account generates the funding adjustment in the valuation.

CVA: The cap on the potential profit from the funded derivative return generates the credit adjustment in the valuation as a cost to the counterparty.

DVA: The floor on the potential loss from the funded derivative return generates the debit adjustment in the valuation as a benefit to the counterparty.

To understand the XVA contributions, consider the simplified model with predictable funding:

$$\begin{aligned} dq_1/q_1 &= r_1 dt \\ dq_2/q_2 &= r_2 dt \\ db/b &= r dt \end{aligned} \quad (101)$$

where r_1 and r_2 are the funding rates of the underlying securities and r is the funding rate of the margin account. With only one security in each underlying market, the

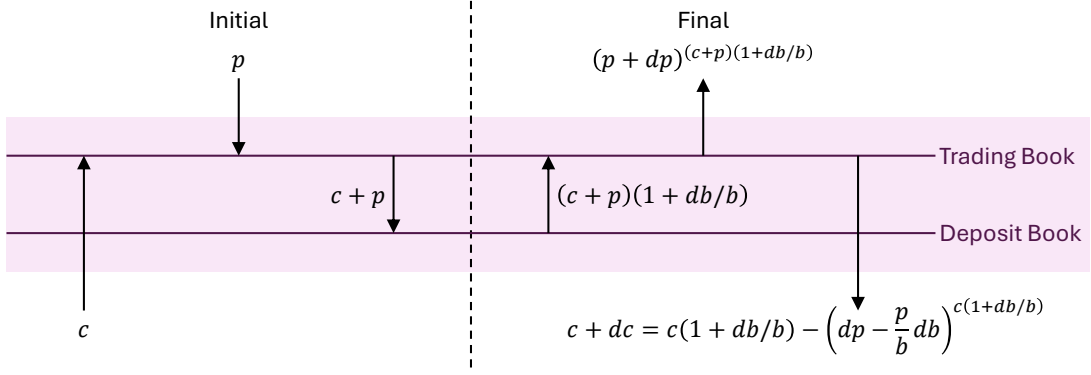


Figure 13. In this example, the trader receives the initial derivative price p and deploys additional capital c to guarantee settlement, with margin $m := c + p \geq 0$. These proceeds are deposited in a margin account with unit price $b > 0$. The final derivative price $p + dp$ is settled up to the value $(c + p)(1 + db/b)$ of the margin account, with any remainder returned to the trader. Default occurs when the margin account is insufficient to meet the contractual obligation. In the expression for the final settlement, the cap is denoted by the superscript.

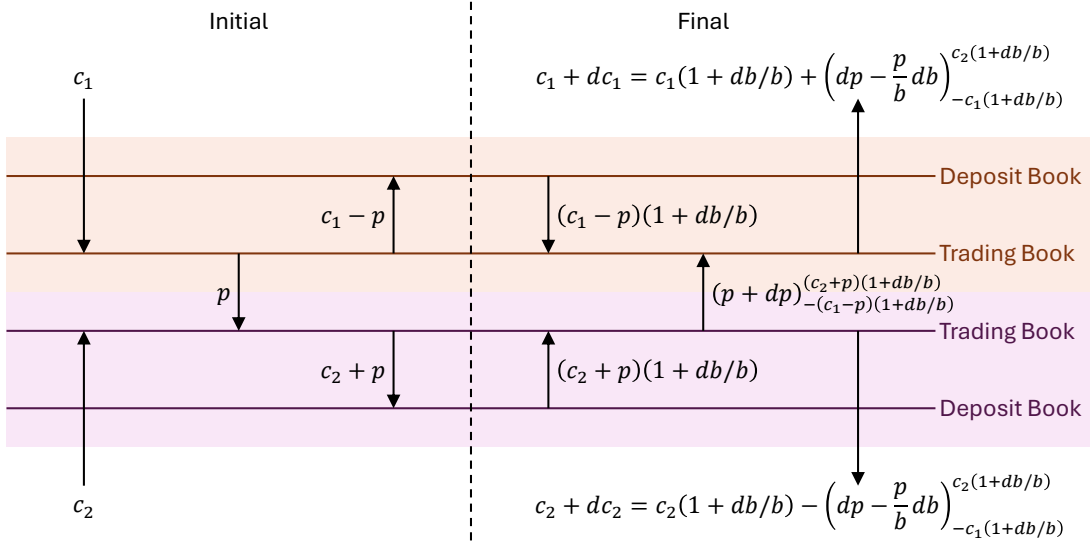


Figure 14. Two counterparties deploy capital c_1 and c_2 respectively as their guarantee of derivative settlement, with margin $m_1 := c_1 - p \geq 0$ and $m_2 := c_2 + p \geq 0$, and they default on their contractual obligation if this is insufficient. Net of all considerations, the counterparties share the combined proceeds from the margin accounts, and the final return on capital is floored and capped by the respective default events. In the expressions for the final settlement and capital, the floor is denoted by the subscript and the cap is denoted by the superscript.

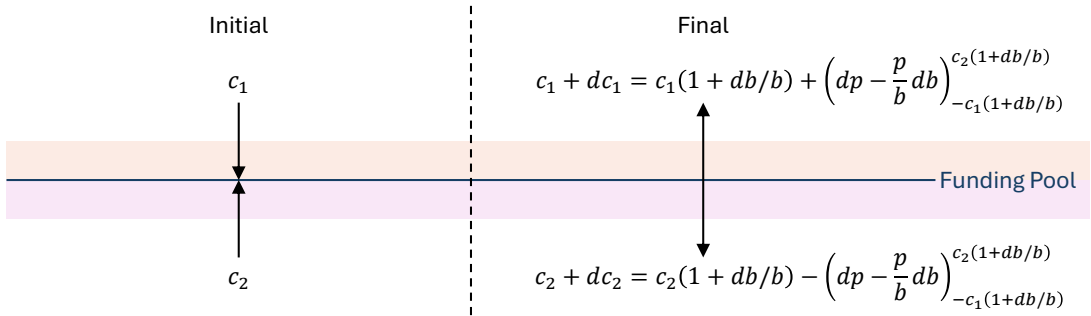


Figure 15. Compressing internal settlements, the trade is simplified as a funding pool with contributions from both counterparties shared according to the contractual settlement of the derivative security adjusted for default. Using the entropic margin model, these settlements can be encoded in a smart contract for decentralised distribution.

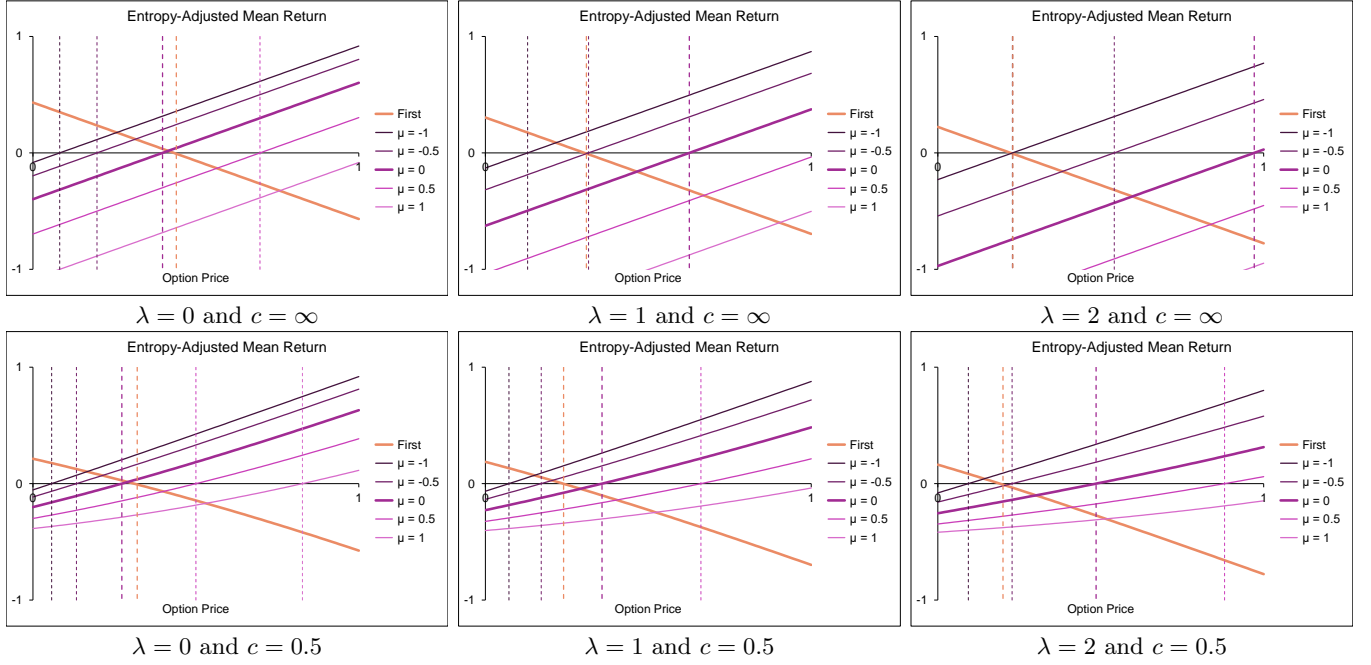


Figure 16. In this study, two counterparties have differing expectations for the future state. The first counterparty models the final underlying price as a uniform variable with zero mean and unit standard deviation. The second counterparty models the final underlying price as a normal variable with mean μ and unit standard deviation. The trade is then a call option on the final underlying price with zero strike. In each graph, the entropy-adjusted mean return on capital, computed with risk aversion $\alpha = 1$, is plotted for both counterparties as a function of the option price per unit notional, including a range of values for the mean μ assumed by the second counterparty. The first counterparty is fully capitalised against default, and each row includes cases $c = \infty, 0.5$ for the capital of the second counterparty. Each column includes cases $\lambda = 0, 1, 2$ for the notional, where the case $\lambda = 0$ corresponds to mid-pricing.

The trade is viable when the entropy-adjusted mean return on capital is positive for both counterparties. The first counterparty buys the option when its price is low, and the second counterparty sells the option when its price is high. The second counterparty is more likely to sell when the mean μ is lower, as this reduces the expected option payoff. Model risk increases as the notional λ is increased, which pushes the threshold prices in opposite directions and makes the trade less viable. Finally, for the second counterparty, decreasing the capital c increases the risk of default. The CVA cost to the first counterparty and DVA benefit to the second counterparty then pushes both threshold prices lower.

self-funding conditions derive $\delta_1 = c_1/q_1$ and $\delta_2 = c_2/q_2$ and the threshold prices become:

$$\begin{aligned} p_1 &= \frac{1}{1 + r_1 dt} \mathbb{E}_1^{\phi_1}[\alpha_1] \left[P_{-m_1(1+r dt)}^{m_2(1+r dt)} \right] \\ &\quad - \frac{m_1(r_1 - r) dt}{1 + r_1 dt} \\ p_2 &= \frac{1}{1 + r_2 dt} \mathbb{E}_2^{\phi_2}[-\alpha_2] \left[P_{-m_1(1+r dt)}^{m_2(1+r dt)} \right] \\ &\quad + \frac{m_2(r_2 - r) dt}{1 + r_2 dt} \end{aligned} \quad (102)$$

where $P = p + dp$ is the final derivative price and the margins are $m_1 := c_1 - p$ and $m_2 := c_2 + p$ for the two counterparties. The first term is the discounted entropy-adjusted mean in the price measure of the final derivative price, capped and floored by the respective margins to generate the credit and debit valuation adjustments. The second term then adjusts the initial price by the funding valuation adjustment.

C. Entropic margin

The combined proceeds from the margin accounts are shared between the counterparties, adjusting for the funded return on the derivative security, floored and capped so that the returned capital is positive.

The first counterparty defaults when the floor is breached and the second counterparty defaults when the cap is breached. Each counterparty assesses the threshold for default using their expectation measure, and default is avoided when the margin exceeds the maximum liability:

$$\begin{aligned} m_1 &\geq -\text{ess inf}_1 \left[\frac{P}{1 + db/b} \right] \\ m_2 &\geq \text{ess sup}_2 \left[\frac{P}{1 + db/b} \right] \end{aligned} \quad (103)$$

for the contractual settlement P of the derivative security. Setting these inequalities to equalities generates the minimum capital required to fully guarantee settlement,

under the assumptions of the respective expectation measures.

More generally, the counterparties can exchange certainty of settlement for a reduction in capital. In the entropic margin model, this is parametrised by the default aversion β_1 and β_2 with:

$$\begin{aligned} m_1 &= \left(-\mathbb{E}_1[\beta_1] \left[\frac{P}{1 + db/b} \right] \right)^+ \\ m_2 &= \left(\mathbb{E}_2[-\beta_2] \left[\frac{P}{1 + db/b} \right] \right)^+ \end{aligned} \quad (104)$$

where the case $\beta_1 = \infty$ means the first counterparty provides full default protection and the case $\beta_2 = \infty$ means the second counterparty provides full default protection. Entropy-adjusted mean is utilised in this parametrisation as it spans the range of possible values for the discounted derivative settlement.

Trading on margin is the great innovation of finance, but the protections offered to counterparties are often opaque and operationally cumbersome, and occasionally ineffective. With the derivative settlements net of funding and default compressed into a funding pool with guaranteed settlements, and an entropic margin model that codifies the implied level of default protection, entropic pricing can be automated in a smart contract that transparently declares the trade-off between return and default risk. By packaging funding with contractual settlements, this internalises the management of margin and capital and avoids their overheads and inefficiencies, supporting the decentralised distribution of derivative securities.

VII. LITERATURE REVIEW

Understanding the relationship between the economic and price measures has been the fundamental question of mathematical finance ever since Bachelier first applied stochastic calculus in his pioneering thesis [1]. In this thesis, Bachelier develops a model for the logarithm of the security price as Brownian motion around its equilibrium, deriving expressions for options that would not look unfamiliar today. Methods of portfolio optimisation originated in the work of Markowitz [2] and Sharpe [3] using Gaussian statistics for the returns, generalised by later authors to allow more sophisticated distributional assumptions and measures of utility. These approaches are embedded in the economic measure, explaining the origin of price as the equilibrium of market activity uncovering the expectations of participants.

The impact of dynamic hedging on price was first recognised in the articles by Black and Scholes [4] and Merton [5]. Adopting the framework devised by Bachelier, these authors observe that the option return is replicated exactly by a strategy that continuously offsets the delta of the option price to the underlying price. The theory matured with the work of Harrison and Pliska [6, 7], providing a precise statement of the conditions

for market completeness and the martingale property of price in a measure equivalent to the economic measure. The discipline has since expanded in numerous directions, with significant advances for term structure and default modelling and numerical methods for complex derivative structures.

Most approaches to derivative pricing begin with the assumption of continuous settlement, and stochastic calculus is an essential ingredient for these developments. The representation of the stochastic differential equation used in this article follows the discoveries of Lévy [8], Khintchine [9] and Itô [10]. The technical requirements of the Lévy-Khintchine representation can be found in these articles and other standard texts in probability theory. The change from economic measure to price measure implied by the entropic principle extends the result from Girsanov [11] to include the scaling adjustment of the jump frequency in addition to the drift adjustment. The example model referenced here is the Heston model [12], a popular model in quantitative finance.

Closer consideration of market incompleteness led to the development of alternative pricing principles based on the dynamic optimisation of convex risk metrics, as presented in [13–15]. With foundations that extend well beyond the domain of applicability of risk-neutral pricing, these principles enabled the development of data-driven methods including the pioneering work on deep hedging by Buehler and others [16, 17]. As a recent practical example, Oya [18] applies these methods to explain the mark-to-market valuation adjustment for Bermudan swaptions. Applications of quantum information in option pricing are investigated further in [19], and the technical requirements to extend this approach to continuous-time models are developed in [20].

Entropy methods have found application across the range of mathematical finance, including portfolio optimisation [21] and derivative pricing [22, 23] – see also the review essay [24] which includes further references. The article [25] by Frittelli proposes the minimal relative entropy measure as a solution to the problem of pricing in incomplete markets, and links this solution with the maximisation of expected exponential utility. The entropic solution is connected with risk optimisation in the introductory essay [26], which this essay extends with the adoption of the entropic risk metric. As a measure of disorder, entropy performs a role similar to variance but is better suited to the real distributions of market returns. Proponents of the use of entropy justify the approach by appeal to the modelling of information flows in dynamical systems and the analogy with thermodynamics.

While market evidence for discounting basis existed earlier, the basis widening that occurred as a result of the Global Financial Crisis of 2007-2008 motivated research into funding and its impact on discounting. Work by Johannes and Sundaresan [27], Fujii and Takahashi [28], Piterbarg and Antonov [29–31], Henrard [32], McCloud [33] and others established its theoretical justification and practical application.

It is remarkable that the principle of dynamic convex risk optimisation enables the consistent and simultaneous application of models across electronic trading algorithms, for pricing and hedging exotic derivatives, and to determine economic and regulatory capital. In this

context, the entropic risk metric is promoted for its applicability within a diverse range of information models and its simple implementation as an extension of the risk-neutral framework, which supports integration into legacy platforms.

-
- [1] L. Bachelier, Théorie de la spéculation, Annales scientifiques de l'École Normale Supérieure **3e série**, **17**, 21 (1900).
 - [2] H. Markowitz, Portfolio Selection, The Journal of Finance **7**, 77 (1952).
 - [3] W. F. Sharpe, Capital asset prices: A theory of market equilibrium under conditions of risk, The Journal of Finance **19**, 425 (1964).
 - [4] F. Black and M. Scholes, The Pricing of Options and Corporate Liabilities, Journal of Political Economy **81**, 637 (1973).
 - [5] R. C. Merton, Theory of Rational Option Pricing, The Bell Journal of Economics and Management Science **4**, 141 (1973).
 - [6] J. M. Harrison and S. R. Pliska, Martingales and stochastic integrals in the theory of continuous trading, Stochastic Processes and their Applications **11**, 215 (1981).
 - [7] J. M. Harrison and S. R. Pliska, A stochastic calculus model of continuous trading: Complete markets, Stochastic Processes and their Applications **15**, 313 (1983).
 - [8] P. Lévy, Sur les intégrales dont les éléments sont des variables aléatoires indépendantes, Annali della Scuola Normale Superiore di Pisa-Classe di Scienze **3**, 337 (1934).
 - [9] A. Khintchine, A new derivation of one formula by Levy P., Bulletin of Moscow State University **1**, 1 (1937).
 - [10] K. Itô, On stochastic processes (I), in *Japanese journal of mathematics: transactions and abstracts*, Vol. 18 (The Mathematical Society of Japan, 1941) pp. 261–301.
 - [11] I. V. Girsanov, On Transforming a Certain Class of Stochastic Processes by Absolutely Continuous Substitution of Measures, Theory of Probability and its Applications **5**, 285 (1960).
 - [12] S. L. Heston, A Closed-Form Solution for Options with Stochastic Volatility with Applications to Bond and Currency Options, The Review of Financial Studies **6**, 327 (1993).
 - [13] M. Xu, Risk measure pricing and hedging in incomplete markets, Annals of Finance **2**, 51 (2006).
 - [14] S. Klöppel and M. Schweizer, Dynamic indifference valuation via convex risk measures, Mathematical Finance **17**, 599 (2007).
 - [15] A. Ilhan, M. Jonsson, and R. Sircar, Optimal static-dynamic hedges for exotic options under convex risk measures, Stochastic Processes and their Applications **119**, 3608 (2009).
 - [16] H. Buehler, L. Gonon, J. Teichmann, and B. Wood, Deep hedging, Quantitative Finance **19**, 1271 (2019).
 - [17] H. Buehler, P. Murray, M. S. Pakkanen, and B. Wood, Deep hedging: learning to remove the drift under trading frictions with minimal equivalent near-martingale measures, arXiv (2021), 2111.07844.
 - [18] K. Oya, Deep hedging bermudan swaptions, arXiv (2024), 2411.10079.
 - [19] P. McCloud, Quantum Bounds for Option Prices, arXiv (2018), 1712.01385.
 - [20] P. McCloud, Information and Arbitrage: Applications of Quantum Groups in Mathematical Finance, arXiv (2024), 1711.07279.
 - [21] G. C. Philippatos and C. J. Wilson, Entropy, market risk, and the selection of efficient portfolios, Applied Economics **4**, 209 (1972).
 - [22] P. W. Buchen and M. Kelly, The maximum entropy distribution of an asset inferred from option prices, Journal of Financial and Quantitative Analysis, 143 (1996).
 - [23] L. Gulko, The entropy theory of stock option pricing, International Journal of Theoretical and Applied Finance **2**, 331 (1999).
 - [24] R. Zhou, R. Cai, and G. Tong, Applications of entropy in finance: A review, Entropy **15**, 4909 (2013).
 - [25] M. Frittelli, The minimal entropy martingale measure and the valuation problem in incomplete markets, Mathematical Finance **10**, 39 (2000).
 - [26] P. McCloud, Expectation and Price in Incomplete Markets, arXiv (2020), 2006.16703.
 - [27] M. Johannes and S. Sundaresan, The impact of collateralization on swap rates, The Journal of Finance **62**, 383 (2007).
 - [28] M. Fujii and A. Takahashi, Choice of collateral currency, Risk Magazine **24**, 120 (2011).
 - [29] V. Piterbarg, Funding beyond discounting: collateral agreements and derivatives pricing, Risk Magazine **23**, 97 (2010).
 - [30] V. Piterbarg, Cooking with collateral, Risk Magazine **25**, 46 (2012).
 - [31] A. Antonov and V. Piterbarg, Options for collateral options, Risk Magazine, 66 (2014).
 - [32] M. Henrard, *Interest rate modelling in the multi-curve framework: Foundations, evolution and implementation* (Springer, 2014).
 - [33] P. McCloud, Collateral convexity complexity, Risk Magazine **26**, 60 (2013).