

Caught in the Web of Words: Do LLMs Fall for Spin in Medical Literature?

Hye Sun Yun

Northeastern University, Boston, MA, USA

Karen Y.C. Zhang

Northeastern University, Boston, MA, USA

Ramez Kouzy

The University of Texas MD Anderson Cancer Center, Houston, Texas, USA

Iain J. Marshall

King’s College London, London, UK

Junyi Jessy Li

The University of Texas at Austin, Austin, Texas, USA

Byron C. Wallace

Northeastern University, Boston, MA, USA

YUN.HY@NORTHEASTERN.EDU

ZHANG.YUCHEN@NORTHEASTERN.EDU

RKOUZY@MDANDERSON.ORG

IAIN.MARSHALL@KCL.AC.UK

JESSY@UTEXAS.EDU

B.WALLACE@NORTHEASTERN.EDU

Abstract

Medical research faces well-documented challenges in translating novel treatments into clinical practice. Publishing incentives encourage researchers to present “positive” findings, even when empirical results are equivocal. Consequently, it is well-documented that authors often *spin* study results, especially in article abstracts. Such spin can influence clinician interpretation of evidence and may affect patient care decisions. In this study, we ask whether the interpretation of trial results offered by Large Language Models (LLMs) is similarly affected by spin. This is important since LLMs are increasingly being used to trawl through and synthesize published medical evidence. We evaluated 22 LLMs and found that they are across the board *more* susceptible to spin than humans. They might also propagate spin into their outputs: We find evidence, e.g., that LLMs implicitly incorporate spin into plain language summaries that they generate. We also find, however, that LLMs are generally capable of recognizing spin, and can be prompted in a way to mitigate spin’s impact on LLM outputs.

Data and Code Availability This paper uses the cancer-related medical abstract dataset (Boutron et al., 2014), which is available as a Data Supplement. All code required to reproduce the experiments in this paper is available at <https://github.com/hyesunyun/MedLitSpin>.

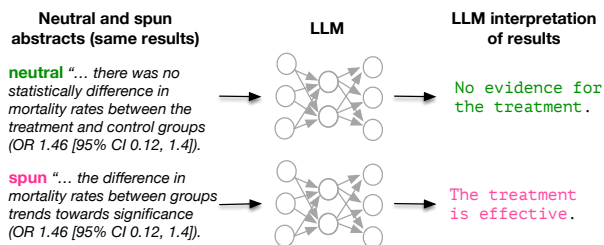


Figure 1: Authors of medical articles sometimes *spin* their reporting of trial results. We find that LLMs are susceptible to this when “reading” medical abstracts, more so than human experts.

Institutional Review Board (IRB) This research did not require IRB approval as it is designated as Not Human Subject Research.

1. Introduction

Randomized controlled trials (RCTs) form the cornerstone of evidence-based medicine. Healthcare providers often base clinical decisions on trial findings, mostly as presented in article abstracts (Christakis et al., 2000; Hopewell et al., 2008; Berwanger et al., 2009; Marcelo et al., 2013). Unlike full texts, abstracts are concise and easily accessible, unlike full

Table 1: Example of an abstract with spin (Osborne et al., 2002) and an abstract rewritten without spin. The highlighted portions of text show the changes between the original and the rewritten version.

Abstract with Spin	Abstract Rewritten without Spin
<p>Purpose: To compare the efficacy and tolerability of treatment A with comparator B in the treatment of advanced breast cancer in patients whose disease progresses on prior endocrine treatment.</p> <p>Patients and methods: In this double-blind, double-dummy, parallel-group study, postmenopausal patients were randomized to receive either treatment A or comparator B. The primary end point was time to progression (TTP). Secondary end points included objective response (OR) rate, duration of response (DOR), and tolerability.</p> <p>Results: Patients (n = 400) were followed for a median period of 16.8 months. Treatment A was as effective as comparator B in terms of TTP (hazard ratio, 0.92; 95% confidence interval [CI], 0.74 to 1.14; P = .43); median TTP was 5.4 months with treatment A and 3.4 months with comparator B. OR rates were 17.5% with both treatments. Clinical benefit rates (complete response + partial response + stable disease > or = 24 weeks) were 42.2% for treatment A and 36.1% for comparator B (95% CI, -4.00 to 16.41%; P = .26). In responding patients, median DOR (from randomization to progression) was 19.0 months for treatment A and 10.8 months for comparator B. Using all patients, DOR was significantly greater for treatment A compared with comparator B; the ratio of average response durations was 1.35 (95% CI, 1.10 to 1.67; P < 0.01). Both treatments were well tolerated.</p> <p>Conclusion: Treatment A was at least as effective as comparator B, with efficacy end points slightly favoring treatment A. Treatment A represents an additional treatment option for postmenopausal women with advanced breast cancer whose disease progresses on tamoxifen therapy.</p>	<p>Purpose: To compare the efficacy and tolerability of treatment A with comparator B in the treatment of advanced breast cancer in patients whose disease progresses on prior endocrine treatment.</p> <p>Patients and methods: In this double-blind, double-dummy, parallel-group study, postmenopausal patients were randomized to receive either treatment A or comparator B. The primary end point was time to progression (TTP). Secondary end points included time to treatment failure (TTF), objective response (OR) rate, duration of response (DOR), and tolerability.</p> <p>Results: Patients (n = 400) were followed for a median period of 16.8 months. Treatment A was not more effective than comparator B in terms of TTP (hazard ratio, 0.92; 95% confidence interval [CI], 0.74 to 1.14; P = .43); median TTP was 5.4 months with treatment A and 3.4 months with comparator B. There was no statistically significant difference between the 2 groups for TTF. Median TTF was 4.6 months for treatment A and 3.3 months for comparator B (HR, 0.96; 95% CI, 0.77 to 1.19; P = .69). At the time of this data analysis, the rate of deaths was respectively for treatment A and comparator B, 35.4% (n=73) vs. 33.5% (n=65). OR rates were 17.5% with both treatments. DOR was statistically significantly greater for treatment A compared with comparator B; the ratio of average response durations was 1.35 (95% CI, 1.10 to 1.67; P < 0.01). Both treatments were well tolerated.</p> <p>Conclusion: Treatment A was not more effective than comparator B for postmenopausal women with advanced breast cancer whose disease progresses on tamoxifen therapy.</p>

articles which are often behind paywalls (Smith et al., 2017; Piwowar et al., 2018; Day et al., 2020).¹

The information presented in abstracts alone is sufficient to alter most clinicians’ care decisions (Barry et al., 2001). But while convenient, relying on abstracts brings drawbacks: Several studies have shown that biomedical abstracts may not present an entirely accurate impression of the underlying study results (Boutron et al., 2010; Chiu et al., 2017; Wayant et al., 2019; Jellison et al., 2020; Nowlin et al., 2022). Abstracts frequently present overly optimistic interpretations of results, reflecting broader publication pressures that favor positive findings. (Begg and Berlin, 1988; Dickersin, 1990; Easterbrook et al., 1991; Dickersin and Min, 1993; DeVito and Goldacre, 2019).

Spin refers to reporting strategies that overstate the benefits of experimental treatments beyond what is supported by empirical evidence. For instance, spin might seek to distract readers from statistically non-significant results, overstate the efficacy, and/or understate the harms of a treatment. This is also known

as “hype” (Sumner et al., 2016; Yavchitz et al., 2016; Prasad, 2020). About 60% of abstracts of a sample of RCTs indexed in PubMed with statistically non-significant results for the primary outcome contain spin (Boutron et al., 2010).

Elsewhere, Boutron et al. (2014) showed that spin in cancer RCT abstracts can affect the expert clinician and medical researcher interpretation of trial results, such that they are more likely to rate treatments as beneficial despite the fact that the primary outcome measure is statistically nonsignificant. This implies that spin in medical literature abstracts may impact patient treatment.

Large Language Models (LLMs) are increasingly being used to process medical literature, and will increasingly mediate the consumption of published evidence via automated synthesis, summarization, and simplification (Shaib et al., 2023; Goldsack et al., 2025). In this work, we ask: **How susceptible are LLMs to spin in medical articles?** To answer this question empirically, we evaluated 22 LLMs on three tasks: (1) *How well can LLMs detect the presence of spin in abstracts of RCT reports?* As LLMs are increasingly used to aid human decision-making in

1. Clinicians are 2.4x more likely to read an abstract than a full article (Islamaj Dogan et al., 2009).

medicine (Thirunavukarasu et al., 2023), their ability to detect spin and interpret results accordingly will be key. **(2)** *How do LLMs interpret the same trial results when presented with spun versus unspun abstracts?* LLMs may be capable of recognizing spin when explicitly asked to do so, and yet still be susceptible to it insofar as their interpretation of study results may be influenced by spin; we aim to quantify this. **(3)** *To what extent might LLMs propagate or amplify spin in medical abstracts when generating simplified versions?* One practical use of LLMs in medicine is *simplification* to enable lay consumption of new technical content in medicine (Devaraj et al., 2022). We investigate how the degree of spin in technical abstracts affects automatically generated plain language summaries (PLS).

Our findings reveal that, at least in oncology, LLMs are more susceptible to spin in medical abstracts than clinicians and medical researchers. This susceptibility persists despite their ability to accurately detect spin when explicitly prompted. Even though LLMs recognize spin, they still propagate it to downstream tasks, such as generating simplified versions of technical abstracts. These findings demonstrate LLMs’ vulnerability to spin in medical literature, emphasizing the importance of careful implementation when using them to process clinical research. To address this issue, we also explored simple mitigation strategies that may help reduce the impact of spin on LLMs.

2. Experimental Setup

To empirically evaluate LLM susceptibility to spin in medical abstracts, we ran three experiments measuring how different LLM outputs are when given abstracts with and without spin. We base these analyses on data manually collected in prior work on spin in oncology and its influence on medical experts such as clinicians and principal investigators in cancer research (Boutron et al. 2014; Section 2.1).

In the first experiment, we measured whether LLMs can spot spin in medical abstracts. The other two experiments examined downstream effects of any susceptibility to spin: First, we assessed whether LLMs “interpret” results differently when the underlying abstract has been spun, and then we measured if any such bias is propagated to automatically simplified abstracts.

2.1. Data

In all of our experiments we used a small, manually curated dataset from Boutron et al. (2014). This comprises 60 abstracts (both real and synthetic) paired to compare results reported with and without spin. The 30 source abstracts are from cancer-related RCTs that met two criteria: (1) reported statistically nonsignificant results for all primary outcomes of the studied intervention, and (2) contained language in their results and conclusion sections that overstated the benefit of the intervention.² All of the underlying trials comprised two arms (intervention and control) and included at least 100 patients.

Researchers in this prior work (Boutron et al., 2014) manually edited each of these abstracts to remove spin, yielding 30 “neutral” matched abstracts.³ This process controlled for length: “neutralized” versions were constrained to be within 25 words of the original (spun) versions. Author names, references, journal names, registration numbers, trial names or acronyms, and article titles were removed from both versions of the abstracts. Further, treatment descriptions were systematically masked with generic terms (e.g., treatment A and comparator B) to avoid any pre-existing bias individuals may have based on treatment names. Table 1 shows an example of an abstract with spin and a rewritten abstract without.

2.2. Evaluation

Spin detection Using the abstracts from Boutron et al. (2014), we prompted LLMs to answer whether or not a given abstract contains spin. This is a binary classification problem with a balanced distribution, so we use accuracy as a metric. The exact prompt we used is available in Appendix B.1.

Interpretation of trial results for spun and unspun abstracts For each abstract, we prompted LLMs to answer the following 5 questions individually on a scale of 0-10:

2. Two independent evaluators, specifically trained to identify “spin”, evaluated all selected abstracts. Any discrepancies between reviewers were discussed until they reached a consensus (Boutron et al., 2014).
3. This was done following guidelines outlined in the main text of Boutron et al. (2014).

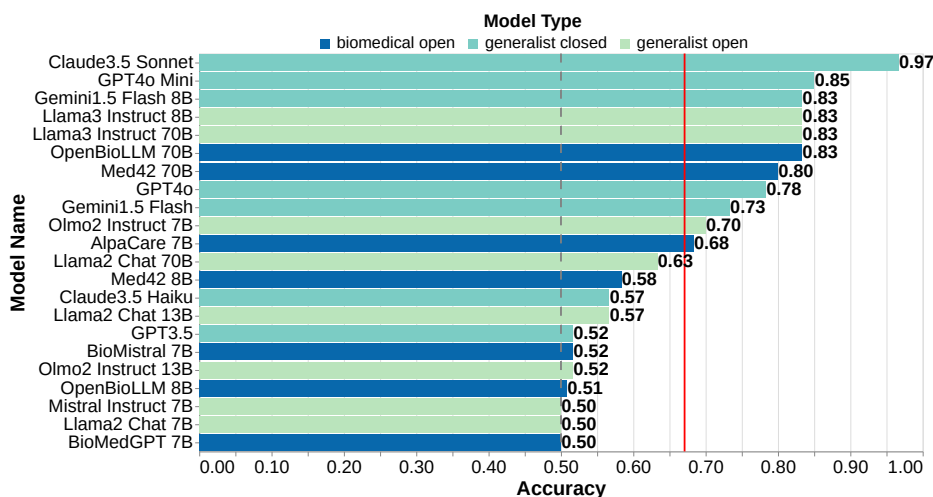


Figure 2: Spin detection task accuracies for all LLMs. The average accuracy of all models was 0.67 (solid red vertical line), well above the random baseline (gray dashed vertical line). That said, this plot shows considerable variance across models with respect to their spin detection capabilities.

Interpretation Questions

- (1) Based on this abstract, do you think treatment *A* would be beneficial to patients? [very unlikely to very likely]
- (2) Rate the overall rigor of the study methodology. [not at all rigorous to very rigorous]
- (3) Rate the importance of the study. [not at all important to very important]
- (4) Are you interested in reading the full-text article for the study described in the abstract? [not at all interested to very interested]
- (5) Do you think it would be interesting to run another trial evaluating this treatment? [not interesting at all to very interesting]

These 5 questions were used by [Boutron et al. \(2014\)](#) for their human experts (i.e., clinicians, authors of RCT papers, and principal investigators in cancer research) study with spun and unspun abstracts. The prompt is provided in [Appendix B.2](#)

For each question, we calculated the mean difference in LLM scores between paired abstracts with

and without spin. A positive mean difference indicates that LLMs interpreted the spun abstract as presenting more favorable treatment results. We then compared these LLM-based interpretations to previously reported human expert assessments from [Boutron et al. \(2014\)](#).

Simplifying spun and unspun abstracts To examine whether LLMs propagate spin to downstream information for lay people, we analyzed the relationship between spun technical abstracts and their automatically generated plain language versions. Ensuring the accessibility of medical literature is crucial, as the average American reads at a 7th- to 8th-grade level, and 36% of the population has basic or below basic health literacy ([Kutner et al., 2006](#); [Marchand, 2017](#)). LLMs have shown promise as tools for simplifying medical texts into plain language ([August et al., 2023](#); [Shaib et al., 2023](#); [Jeblick et al., 2024](#); [Picton et al., 2025](#)), but if spin influences these outputs, it could mislead lay readers by distorting their interpretation of medical evidence ([Boutron et al., 2019](#)).

Using the same set of abstracts as before, we prompted the LLMs to generate plain language summaries suitable for a 5th-grader. This aligns with recommendations from the National Institutes of Health (NIH), American Medical Association (AMA), and the U.S. Department of Health and Human Services

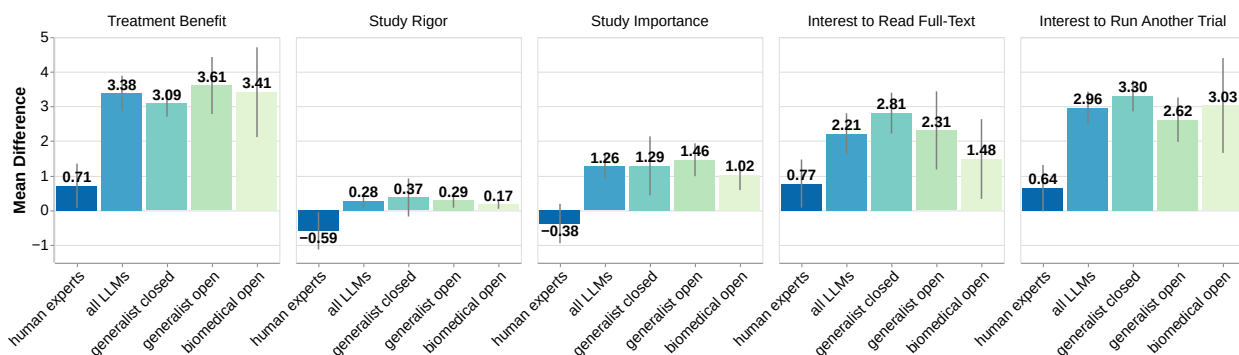


Figure 3: Average mean differences of scores from LLMs for all 5 interpretation questions compared to human experts. Error bars indicate 95% confidence intervals. A positive mean difference indicates that LLMs interpreted the spun abstract as showing more favorable treatment results while the negative mean difference indicates unspun abstracts to be more favorable. This plot suggests that LLMs, in general, erroneously infer larger differences in results between spun and unspun abstracts than do human experts. Figure 4 explains the effect of spin for each LLM.

(HHS) to produce patient education materials at a 5th- to 6th-grade reading level (Weiss, 2007; of Health et al., 2009; Brega et al., 2015). The full prompt is provided in Appendix B.4. To ensure brevity, we limit simplified summaries to at most 300 tokens. We did this at inference time by specifying the maximum number of tokens to generate.

2.3. Models

We include in our analysis a variety of LLMs (22 in all), including both open and closed (proprietary) models. We also include both general and specialized (biomedical) LLMs, and models spanning a range of parameter counts.

- **Generalist closed-source/proprietary:** Anthropic’s Claude 3.5 Haiku and Sonnet, Google’s Gemini 1.5 Flash and Flash 8B (Team et al., 2024), OpenAI’s GPT 3.5 175B (OpenAI, 2025), GPT4o (Hurst et al., 2024), GPT4o Mini (OpenAI, 2024).
- **Generalist open-weight:** Llama2 7B, 13B, and 70B Chat (Touvron et al., 2023); Llama3 8B and 70B Instruct (Meta, 2024); Mistral 7B Instruct v0.1 (Jiang et al., 2023); OLMo2 7B and 13B Instruct (OLMo et al., 2024).
- **Biomedical open-weight:** Alpacare 7B (Zhang et al., 2023), BioMedGPT 7B (Luo et al.,

2023), BioMistral 7B (Labrak et al., 2024), Med42-v2 8B and 70B (Christophe et al., 2024), OpenBioLLM 8B and 70B (Pal and Sankarassubbu, 2024).

3. Results

Detecting spin in abstracts Figure 2 reports the accuracies of all LLMs on the spin detection task. The average accuracy across all models is 0.67. Claude 3.5 Sonnet achieved the highest accuracy score (0.97), followed by GPT4o Mini (0.85). LLMs with accuracy scores close to 0.50 predicted just one label (spin or no spin) for all abstracts. The mean accuracy of generalist closed-source/proprietary LLMs was 0.75. Generalist open-weight LLMs had an average accuracy of 0.64, while specialist biomedical open-weight LLMs were comparable (0.63). Overall, these results indicate that LLMs are in general moderately to strongly capable of detecting spin.

Interpretation of (spun) trial results Does spin change LLM interpretation of the reported results? The mean differences of the 5 interpretation questions asked to the LLMs are available in Figure 3. Differences across all interpretation measures from LLMs were generally (much) higher than those observed for human experts. This suggests that LLMs erroneously infer larger differences in results between spun and unspun abstracts than do human experts.

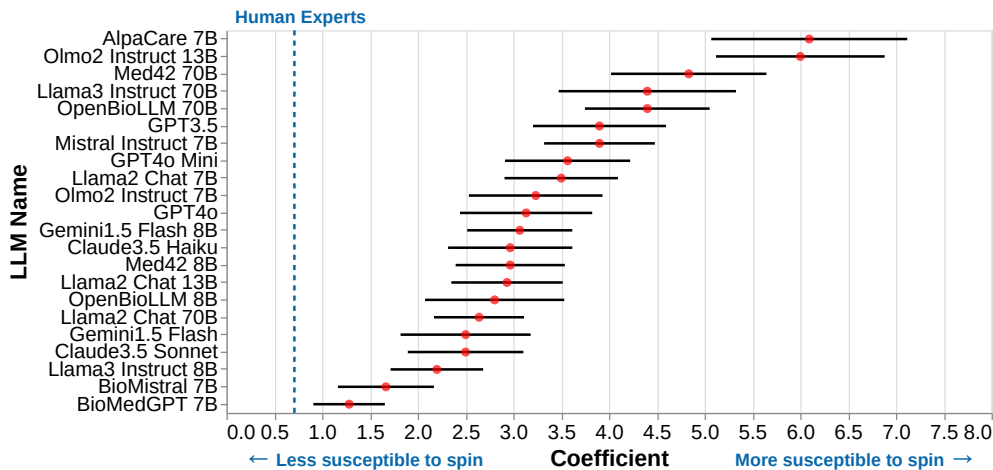


Figure 4: Coefficients from linear regression models with 95% CI for each LLM showing how much different LLMs overestimate the treatment effects (benefit of treatment), when abstracts contain ‘spin’. In comparison with human experts (0.71), all LLMs were more susceptible to spin. AlpaCare 7B and Olmo2 Instruct 13B were the most susceptible to spin than others.

Although human experts found the trials from spun abstracts to be less rigorous or important than from unspun abstracts, they rated trials in abstracts with spin to be more beneficial and were generally more interested in reading the full-text article.

We next quantify the strength of association between the presence of spin and LLM interpretation of results. Specifically, we ran a linear regression with an indicator for the presence of spin in an abstract as predictor, to measure how strongly this correlates with LLM interpretation result scores—in particular, the treatment of benefit measure. For simplicity, we ran separate regressions for each LLM, as follows:

$$\text{LLM } k \text{ output score} = \beta_{0k} + \beta_{1k} \cdot (\text{presence or absence of spin})$$

Where β_{0k} is an intercept (for LLM k), and β_{1k} is a coefficient for LLM k .

The coefficients and 95% confidence intervals for all LLMs for the regression benefit question (Text Box in Section 2.2) are reported in Figure 4. This shows that all LLMs considered appear to be more susceptible than human experts to spin in medical abstracts. We report regression results for the other interpretation questions in Appendix C.

During our analysis, we noticed that a couple of the smaller models such as AlpaCare 7B and

BioMedGPT 7B sometimes failed to output valid results for some of the abstracts and questions. We considered model outputs as invalid if they did not output any numerical values between 0 and 10. We removed these inferred outputs from the analysis.

Simplifying spun abstracts We prompted all 22 models (Section 2.3) to generate simplified abstracts. The average token length across all simplified abstracts was 208.10 (SD = 67.01). Selected examples are provided in Appendix D. To assess whether LLMs propagate spin when simplifying abstracts into plain language versions, we used two LLMs—GPT-4o Mini and Claude 3.5 Sonnet—to evaluate the generated summaries. These models were chosen for their strong spin detection performance (Figure 2). Using the automatically generated *simplified* versions of abstracts, they answered the same interpretation questions from the Text Box in Section 2.

Analysis of LLM-generated plain language summaries showed that spin from the original abstracts persisted in these simplified versions, potentially influencing LLM interpretation of trial results. Figure 5 shows the analysis of plain language summaries revealing larger score differences between spun and unspun versions, particularly for assessments of treatment benefit, interest in full-text review, and motivation to conduct additional trials. For treatment ben-

efit assessment, mean differences in LLM-generated summaries were 2.47 for Claude 3.5 Sonnet and 3.59 for GPT4o Mini, closely matching the differences observed in evaluations of the original abstracts (Figure 3). The mean difference scores for rigor and importance of studies were on average lower than the other questions, which also aligns with results from our experiments with the abstracts and the human expert study by [Boutron et al. \(2014\)](#).

Mean difference scores for plain language summaries varied substantially by evaluator LLM rather than by which LLM generated the summary. Each evaluator model produced consistent mean difference scores across summaries from different LLMs, demonstrating that spin in the original abstracts consistently led to more favorable interpretations of plain language versions.

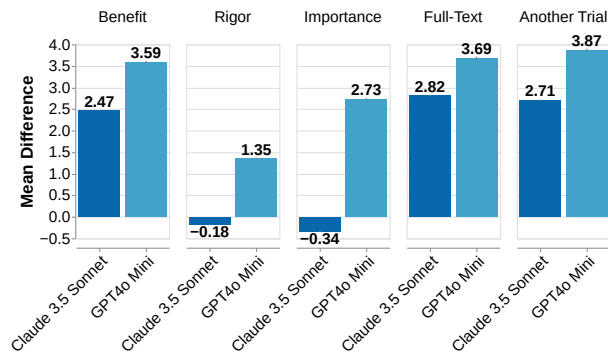


Figure 5: Average mean differences of scores from Claude 3.5 Sonnet and GPT4o Mini interpreting simplified versions of abstracts with and without spin generated by 22 LLMs. The error bars indicate 95% confidence intervals. This plot shows that simplified spun abstracts generated by LLMs also exhibit spin.

4. Reducing the Effect of Spin

Our findings demonstrate that LLMs are susceptible to spin in medical articles when used without safeguards. To address this vulnerability, we evaluated strategies that might reduce LLMs’ tendency to overstate favorable trial results.

We used two approaches to spin mitigation. The first approach incorporated explicit spin labels into

the interpretation prompts. We tested this strategy using both reference labels and LLM-generated spin assessments, where each model used its own spin detection outputs as labels. Appendix B.3 provides the exact wording of the prompt.

The second approach we consider involves prompting the LLM to perform both the tasks of spin detection and result interpretation (“joint prompting”). In one prompt, we ask the model to first detect if a given abstract contains spin or not and then to answer the interpretation question based on its answer to the previous question. This combined prompting was done to see if chain-of-thought style prompting ([Wei et al., 2022](#)) would allow the model to critically reason for the interpretation task and to be less susceptible to the presence of spin. The prompt for this can also be found in Appendix B.3.

Figure 6 shows the comparison of our strategies compared to human experts and original prompting (“baseline”) for interpreting trial results. Across all questions we see a decrease in the mean differences when the prompt includes whether a given abstract contains spin or not. Providing the reference labels significantly reduces the mean difference, compared to the baseline prompting approach. For the treatment benefit question, baseline prompting resulted in an average mean difference of 3.38 across all LLMs. Including the reference spin label moderated this, yielding a difference of 1.94. But even including *inferred* spin labels improves performance to a 2.59 difference.

We also see a significant decrease in the mean differences across all questions when we prompt the LLM to first detect the presence or absence of spin in a given abstract and then answer the interpretation question. The mean differences were much lower than baseline for all questions and were even lower than the reference label approach for treatment benefit, study rigor, and interest to read the full-text. The mean difference for the treatment benefit question was 1.14 compared to 3.38 for the baseline and 1.94 for the reference label approach. Table 2 presents an example of GPT4o Mini’s numerical outputs to the treatment benefit question, using different prompting strategies.

5. Related Work

Spin in medical literature Classification and prevalence of spin in medical literature has been studied extensively. In this literature, spin is commonly defined in one or more of the following ways: (1) Dis-

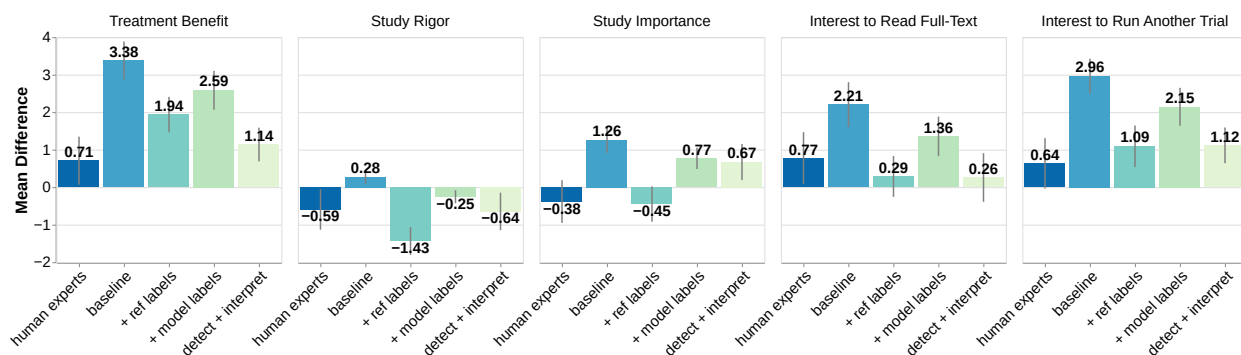


Figure 6: Average mean differences of scores across all LLMs using different prompting strategies for 5 interpretation questions compared to human experts. The error bars indicate 95% confidence intervals. This plot shows that mitigation strategies such as adding additional information on the presence or absence of spin or jointly prompting the model to detect and then interpret can reduce the effect of over-inflating the benefits of the trial results.

torting the interpretation of results to present them more favorably, resulting in misleading conclusions; (2) Discrepancies between results and their favorable interpretation; (3) Attributing causality when the study design does not support it; and (4) Inappropriate extrapolation of results (Chiu et al., 2017).

A systematic review revealed that spin is more prevalent in trials with nonsignificant primary outcomes and those with a higher risk of bias, such as nonrandomized studies (Chiu et al., 2017). For instance, ~60% of RCTs with nonsignificant primary outcomes that were evaluated featured spin in their abstracts. Beyond RCTs, spin has also been identified as a common issue in systematic reviews and meta-analyses (Yavchitz et al., 2016; Nowlin et al., 2022; Qureshi et al., 2024). Research has demonstrated the presence of spin across various medical disciplines, including oncology (Boutron et al., 2010; Wayant et al., 2019), psychiatry and psychology (Jelison et al., 2020), dental care (Su et al., 2023), wound care (Lockyer et al., 2013), cardiovascular medicine (Khan et al., 2019), rheumatology (Mathieu et al., 2012), obesity research (Austin et al., 2019), and emergency medicine (Reynolds-Vaughn et al., 2020).

NLP for detecting spin One of the earliest efforts in automated spin detection was by Koroleva and Paroubek (2017), who proposed a pipeline that used rule-based and deep learning methods to identify key entities and comparative sentences (e.g., “Treatment A was better than treatment B in terms of ef-

ficacy.”) to analyze RCT abstracts from PubMed. This laid the foundation for subsequent research, including the creation of a corpus of biomedical articles annotated for spin (Koroleva and Paroubek, 2018) and the development of DeSpin, a prototype tool designed to assist authors and reviewers in detecting spin in RCT abstracts (Koroleva et al., 2020). DeSpin adopted a combination of rule-based methods and machine learning models—BERT (Devlin, 2018), BioBERT (Lee et al., 2020), and SciBERT (Beltagy et al., 2019)—to extract trial design information and identify spin. Our work extends this line of inquiry, evaluating modern LLMs for spin-related tasks.

NLP for simplifying medical texts Several studies have explored the use of NLP technologies to simplify medical texts, which are often laden with jargon, to make them more accessible to lay readers (Ondov et al., 2022). Recent advancements in deep learning and LLMs have enabled the simplification of medical abstracts (Devaraj et al., 2021; Shaib et al., 2023) and patient notes, including radiology reports (Bala et al., 2020; Jeblick et al., 2024). An interactive tool has also been developed to provide simplified summaries of medical articles, assisting lay readers in understanding complex medical texts (August et al., 2023). Additionally, efforts have been made to improve evaluation methods for medical text simplification by creating high-quality corpora (Devaraj et al., 2022; Joseph et al., 2023). However, existing work does not address spin in medical literature.

Table 2: This table presents how GPT-4o Mini’s numerical score outputs (on a scale of 0 to 10) for the treatment benefit question (Text Box in Section 2.2) vary based on the input abstract and the prompting strategy used. Higher scores indicate a greater perceived treatment benefit. The results highlight differences in scoring between abstracts with and without spin. Notably, the “Detect + Interpret” strategy yields the smallest difference between these abstracts, suggesting that GPT-4o Mini does not interpret the spun abstract as substantially more favorable than the unspun version.

Abstract	Type	Baseline	+ Ref Label	+ Model Label	Detect + Interpret
<p>... The true-positive (TP) rates were 14.4% vs. 11.4% ($p=0.035$, one-sided) for the combined colposcopy and intervention A arm compared to colposcopy-only arm, respectively, in women with either an atypical squamous cell (ASC) or low-grade squamous intraepithelial lesion (LSIL) cytology result. TP rates were similar between the two arms among women referred for the evaluation of HSIL (high-grade squamous intraepithelial lesion) ... Conclusion: Combining intervention A with colposcopy provides a clinically meaningful increase in the detection of CIN 2, 3 in women referred for the evaluation of mildly abnormal cytology results.</p>	with spin	7	6	7	4
<p>... There was no statistically significant difference in the true positive rate between the 2 groups. The true positive rate was 19.9% (218/1096) in the colposcopy-only arm vs 21.8% (238/1090) in the colposcopy plus intervention A arm; $p=0.143$... Conclusion: Combining intervention A with colposcopy was not more effective than colposcopy alone for the detection of CIN 2, 3 in women referred for the evaluation of mildly abnormal cytology results.</p>	without spin	3	2	2	2

6. Discussion and Conclusions

We empirically investigated the susceptibility of LLMs to spin in medical articles. Specifically, we evaluated 22 LLMs of various sizes and types (generalist and biomedical; closed and open weight) on tasks intended to provide insights regarding the capabilities and limitations of LLMs with respect to handling spin.

In particular, we first assessed the ability of LLMs to detect the presence of spin in abstracts of RCT reports. LLMs demonstrated moderate to strong performance on this task (average accuracy across LLMs: 0.67). Despite being trained on medical literature, biomedical LLMs did not consistently outperform generalist models.

Next we examined the extent to which LLMs are influenced by spin when tasked with interpreting

trial results. By comparing numerical interpretation scores generated by LLMs for spun and unspun abstracts, we found that LLMs are generally *more* susceptible to spin than are human experts. Across all model types and sizes considered, LLMs interpreted trial results more favorably when spin was present. This susceptibility reveals a significant limitation of LLMs for unbiased interpretation of trial reports. Recent work has touted LLM’s mathematical reasoning capabilities (Imani et al., 2023; Romera-Paredes et al., 2024), but the ability to recognize spin as a discrepancy between numerical results and language demands more in discourse reasoning.

Finally, we explored whether LLMs might propagate spin, specifically when generating simplified versions of medical abstracts. We found that this is indeed a risk: LLMs seem to consistently propagate spin, insofar as simplified versions of spun abstracts

were interpreted more favorably by LLM evaluators. However, it remains unclear whether LLMs amplify spin beyond the level present in the original text.

While these findings together suggest that LLMs are indeed susceptible to spin, we have also proposed and evaluated potential strategies to reduce its impact on LLM outputs. Specifically, we found that LLM susceptibility can be reduced via intentional prompting, e.g., providing additional context about the presence of spin, or instructing the model to simultaneously detect and interpret spin, significantly reducing the exaggeration of treatment benefits. The significant benefits of using this joint prompting approach align with existing work on prompting strategies to improve LLM reasoning (Qiao et al., 2023). Our results suggest that careful prompt engineering may be crucial for developing and designing LLMs to be more reliable for biomedical applications.

The demonstrated susceptibility of LLMs to spin warrants careful consideration as these models are increasingly used to analyze and synthesize medical literature. Although LLMs show baseline vulnerability to spin, our findings suggest they can be effectively prompted to detect and mitigate its influence. Future research should focus on developing robust strategies to reduce spin susceptibility, ultimately supporting more accurate evidence synthesis for clinical decision-making.

Limitations

Our evaluation relies on a small (but high-quality) dataset of manually selected and edited oncology trials; this may limit the generalizability of our findings. Future work would ideally explore larger, more diverse evaluation datasets to deepen our analysis of LLM susceptibility to spin in medical literature.

Another limitation concerns our assumptions regarding supervision. We primarily evaluated the zero-shot capabilities of LLMs in detecting spin in, interpreting trial results from, and generating simplified versions of published trial results. Few-shot prompting or fine-tuning would probably improve performance on these tasks, though would require collecting annotations.

For evaluating simplified versions of abstracts generated by LLMs, we used two proprietary, closed-source LLMs within an LLM-as-evaluator framework. This study does not compare LLM-generated evaluation scores with those from lay human evaluators, limiting our ability to confirm alignment between au-

tomated assessments and human judgments. Future work should incorporate human evaluations to further validate these findings.

Acknowledgments

This research was supported by the National Institutes of Health (NIH) grant 1R01LM014600-01 and National Science Foundation (NSF) grant IIS-2145479.

References

- Tal August, Lucy Lu Wang, Jonathan Bragg, Marti A Hearst, Andrew Head, and Kyle Lo. Paper plain: Making medical research papers approachable to healthcare consumers with natural language processing. *ACM Transactions on Computer-Human Interaction*, 30(5):1–38, 2023.
- Jennifer Austin, Christopher Smith, Kavita Nataraajan, Mousumi Som, Cole Wayant, and Matt Vassar. Evaluation of spin within abstracts in obesity randomized clinical trials: a cross-sectional review. *Clinical obesity*, 9(2):e12292, 2019.
- Sandeep Bala, Angela Keniston, Marisha Burden, et al. Patient perception of plain-language medical notes generated using artificial intelligence software: pilot mixed-methods study. *JMIR formative research*, 4(6):e16670, 2020.
- Henry C Barry, Mark H Ebell, Allen F Shaughnessy, David C Slawson, and Fern Nietzke. Family physicians’ use of medical abstracts to guide decision making: style or substance? *The Journal of the American Board of Family Practice*, 14(6):437–442, 2001.
- Colin B Begg and Jesse A Berlin. Publication bias: a problem in interpreting medical data. *Journal of the Royal Statistical Society Series A: Statistics in Society*, 151(3):419–445, 1988.
- Iz Beltagy, Kyle Lo, and Arman Cohan. SciBERT: A pretrained language model for scientific text. In Kentaro Inui, Jing Jiang, Vincent Ng, and Xiaojun Wan, editors, *Proceedings of the 2019 Conference on Empirical Methods in Natural Language Processing and the 9th International Joint Conference on Natural Language Processing (EMNLP-IJCNLP)*, pages 3615–3620, Hong Kong, China,

- November 2019. Association for Computational Linguistics. doi: 10.18653/v1/D19-1371. URL <https://aclanthology.org/D19-1371/>.
- Otavio Berwanger, Rodrigo A Ribeiro, Alessandro Finkelsztejn, Marcelo Watanabe, Erica A Suzumura, Bruce B Duncan, Phillip J Devereaux, and Deborah Cook. The quality of reporting of trial abstracts is suboptimal: survey of major general medical journals. *Journal of clinical epidemiology*, 62(4):387–392, 2009.
- Isabelle Boutron, Susan Dutton, Philippe Ravaud, and Douglas G Altman. Reporting and interpretation of randomized controlled trials with statistically nonsignificant results for primary outcomes. *Jama*, 303(20):2058–2064, 2010.
- Isabelle Boutron, Douglas G Altman, Sally Hopewell, Francisco Vera-Badillo, Ian Tannock, and Philippe Ravaud. Impact of spin in the abstracts of articles reporting results of randomized controlled trials in the field of cancer: the spiin randomized controlled trial. *Journal of Clinical Oncology*, 32(36):4120–4126, 2014.
- Isabelle Boutron, Romana Haneef, Amélie Yavchitz, Gabriel Baron, John Novack, Ivan Oransky, Gary Schwitzer, and Philippe Ravaud. Three randomized controlled trials evaluating the impact of “spin” in health news stories reporting studies of pharmacologic treatments on patients’/caregivers’ interpretation of treatment benefit. *BMC medicine*, 17:1–10, 2019.
- AGBJ Brega, J Barnard, NM Mabachi, B Weiss, D DeWalt, C Brach, M Cifuentes, K Albright, and D West. Ahrq health literacy universal precautions toolkit, 2015.
- Kellia Chiu, Quinn Grundy, and Lisa Bero. ‘spin’ in published biomedical literature: a methodological systematic review. *PLoS Biology*, 15(9):e2002173, 2017.
- Dimitri A Christakis, Sanjay Saint, Somnath Saha, Joann G Elmore, Deborah E Welsh, Paul Baker, and Thomas D Koepsell. Do physicians judge a study by its cover?: An investigation of journal attribution bias. *Journal of clinical epidemiology*, 53(8):773–778, 2000.
- Clément Christophe, Praveen K Kanithi, Tathagata Raha, Shadab Khan, and Marco AF Pimentel. Med42-v2: A suite of clinical llms. *arXiv preprint arXiv:2408.06142*, 2024.
- Suzanne Day, Stuart Rennie, Danyang Luo, and Joseph D Tucker. Open to the public: paywalls and the public rationale for open access medical research publishing. *Research involvement and engagement*, 6:1–7, 2020.
- Ashwin Devaraj, Byron C Wallace, Iain J Marshall, and Junyi Li. Paragraph-level simplification of medical texts. In *Proceedings of the conference. Association for Computational Linguistics. North American Chapter. Meeting*, volume 2021, page 4972. NIH Public Access, 2021.
- Ashwin Devaraj, William Sheffield, Byron C Wallace, and Junyi Li. Evaluating factuality in text simplification. In *Proceedings of the conference of the Association for Computational Linguistics (ACL)*, volume 2022, page 7331, 2022.
- Nicholas J DeVito and Ben Goldacre. Catalogue of bias: publication bias. *BMJ Evidence-Based Medicine*, 24(2):53–54, 2019.
- Jacob Devlin. Bert: Pre-training of deep bidirectional transformers for language understanding. *arXiv preprint arXiv:1810.04805*, 2018.
- K Dickersin and Y I Min. Publication bias: the problem that won’t go away. *Ann. N. Y. Acad. Sci.*, 703(1):135–46; discussion 146–8, December 1993.
- Kay Dickersin. The existence of publication bias and risk factors for its occurrence. *Jama*, 263(10):1385–1389, 1990.
- Phillipa J Easterbrook, Ramana Gopalan, JA Berlin, and David R Matthews. Publication bias in clinical research. *The Lancet*, 337(8746):867–872, 1991.
- Tomas Goldsack, Carolina Scarton, and Chenghua Lin. Leveraging large language models for zero-shot lay summarisation in biomedicine and beyond. *arXiv preprint arXiv:2501.05224*, 2025.
- Sally Hopewell, Mike Clarke, David Moher, Elizabeth Wager, Philippa Middleton, Douglas G Altman, Kenneth F Schulz, and Consort Group. Consort for reporting randomized controlled trials in journal and conference abstracts: explanation and elaboration. *PLoS medicine*, 5(1):e20, 2008.

- Aaron Hurst, Adam Lerer, Adam P Goucher, Adam Perelman, Aditya Ramesh, Aidan Clark, AJ Ostrow, Akila Welihinda, Alan Hayes, Alec Radford, et al. Gpt-4o system card. *arXiv preprint arXiv:2410.21276*, 2024.
- Shima Imani, Liang Du, and Harsh Shrivastava. MathPrompter: Mathematical reasoning using large language models. In Sunayana Sitaram, Beata Beigman Klebanov, and Jason D Williams, editors, *Proceedings of the 61st Annual Meeting of the Association for Computational Linguistics (Volume 5: Industry Track)*, pages 37–42, Toronto, Canada, July 2023. Association for Computational Linguistics. doi: 10.18653/v1/2023.acl-industry.4. URL <https://aclanthology.org/2023.acl-industry.4/>.
- Rezarta Islamaj Dogan, G Craig Murray, Aurélie Névóel, and Zhiyong Lu. Understanding pubmed® user search behavior through log analysis. *Database*, 2009:bap018, 2009.
- Katharina Jeblick, Balthasar Schachtner, Jakob Daxl, Andreas Mittermeier, Anna Theresa Stüber, Johanna Topalis, Tobias Weber, Philipp Wesp, Bastian Oliver Sabel, Jens Ricke, et al. Chatgpt makes medicine easy to swallow: an exploratory case study on simplified radiology reports. *European radiology*, 34(5):2817–2825, 2024.
- Samuel Jellison, Will Roberts, Aaron Bowers, Tyler Combs, Jason Beaman, Cole Wayant, and Matt Vassar. Evaluation of spin in abstracts of papers in psychiatry and psychology journals. *BMJ evidence-based medicine*, 25(5):178–181, 2020.
- Albert Q Jiang, Alexandre Sablayrolles, Arthur Mensch, Chris Bamford, Devendra Singh Chaplot, Diego de las Casas, Florian Bressand, Gianna Lengyel, Guillaume Lample, Lucile Saulnier, et al. Mistral 7b. *arXiv preprint arXiv:2310.06825*, 2023.
- Sebastian Joseph, Kathryn Kazanas, Keziah Reina, Vishnesh J Ramanathan, Wei Xu, Byron C Wallace, and Junyi Jessy Li. Multilingual simplification of medical texts. *arXiv preprint arXiv:2305.12532*, 2023.
- Sebastian Joseph, Lily Chen, Hannah Trienes, Jan and Göke, Monika Coers, Wei Xu, Byron Wallace, and Junyi Jessy Li. FactPICO: Factual-ity evaluation for plain language summarization of medical evidence. In Lun-Wei Ku, Andre Martins, and Vivek Srikumar, editors, *Proceedings of the 62nd Annual Meeting of the Association for Computational Linguistics (Volume 1: Long Papers)*, pages 8437–8464, Bangkok, Thailand, August 2024. Association for Computational Linguistics. doi: 10.18653/v1/2024.acl-long.459. URL <https://aclanthology.org/2024.acl-long.459/>.
- Muhammad Shahzeb Khan, Noman Lateef, Tariq Jamal Siddiqi, Karim Abdur Rehman, Saed Alnaimat, Safi U Khan, Haris Riaz, M Hassan Murad, John Mandrola, Rami Doukky, et al. Level and prevalence of spin in published cardiovascular randomized clinical trial reports with statistically nonsignificant primary outcomes: a systematic review. *JAMA network open*, 2(5):e192622–e192622, 2019.
- Anna Koroleva and Patrick Paroubek. On the contribution of specific entity detection in comparative constructions to automatic spin detection in biomedical scientific publications. In *Language and Technology Conference*, pages 304–317. Springer, 2017.
- Anna Koroleva and Patrick Paroubek. Annotating spin in biomedical scientific publications: the case of random controlled trials (rcts). In *Proceedings of the Eleventh International Conference on Language Resources and Evaluation (LREC 2018)*, 2018.
- Anna Koroleva, Sanjay Kamath, Patrick MM Bossuyt, and Patrick Paroubek. Despin: a prototype system for detecting spin in biomedical publications. In *roceedings of the BioNLP 2020 workshop*, pages 49–59. Association for Computational Linguistics, 2020.
- Mark Kutner, Elizabeth Greenburg, Ying Jin, and Christine Paulsen. The health literacy of america’s adults: Results from the 2003 national assessment of adult literacy. nces 2006-483. *National Center for education statistics*, 2006.
- Yanis Labrak, Adrien Bazoge, Emmanuel Morin, Pierre-Antoine Gourraud, Mickael Rouvier, and Richard Dufour. Biomistral: A collection of open-source pretrained large language models for medical domains. *arXiv preprint arXiv:2402.10373*, 2024.
- Jinhyuk Lee, Wonjin Yoon, Sungdong Kim, Donghyeon Kim, Sunkyu Kim, Chan Ho So, and Jaewoo Kang. Biobert: a pre-trained biomedical

- language representation model for biomedical text mining. *Bioinformatics*, 36(4):1234–1240, 2020.
- Suzanne Lockyer, Rob Hodgson, Jo C Dumville, and Nicky Cullum. "spin" in wound care research: the reporting and interpretation of randomized controlled trials with statistically non-significant primary outcome results or unspecified primary outcomes. *Trials*, 14:1–10, 2013.
- Yizhen Luo, Jiahuan Zhang, Siqi Fan, Kai Yang, Yushuai Wu, Mu Qiao, and Zaiqing Nie. Biomedgpt: Open multimodal generative pre-trained transformer for biomedicine. *arXiv preprint arXiv:2308.09442*, 2023.
- Alvin Marcelo, Alex Gavino, Iris Thiele Isip-Tan, Leilanie Apostol-Nicodemus, Faith Joan Mesa-Gaerlan, Paul Nimrod Firaza, John Francis Faustorilla, Fiona M Callaghan, and Paul Fontelo. A comparison of the accuracy of clinical decisions based on full-text articles and on journal abstracts alone: a study among residents in a tertiary care hospital. *BMJ Evidence-Based Medicine*, 18(2):48–53, 2013.
- Lisa Marchand. What is readability and why should content editors care about it. *Center for Plain Language*. <https://centerforplainlanguage.org/whatisreadability>, 2017.
- Sylvain Mathieu, Bruno Giraudeau, Martin Soubrier, and Philippe Ravaud. Misleading abstract conclusions in randomized controlled trials in rheumatology: comparison of the abstract conclusions and the results section. *Joint Bone Spine*, 79(3):262–267, 2012.
- AI Meta. Introducing meta llama 3: The most capable openly available llm to date. *Meta AI*, 2024.
- Ross Nowlin, Alexis Wirtz, David Wenger, Ryan Ottwell, Courtney Cook, Wade Arthur, Brigitte Sallee, Jarad Levin, Micah Hartwell, Drew Wright, et al. Spin in abstracts of systematic reviews and meta-analyses of melanoma therapies: Cross-sectional analysis. *JMIR dermatology*, 5(1):e33996, 2022.
- US Department of Health, Human Services, et al. Simply put: A guide for creating easy-to-understand materials. 2009.
- Team OLMo, Pete Walsh, Luca Soldaini, Dirk Groeneveld, Kyle Lo, Shane Arora, Akshita Bhagia, Yuling Gu, Shengyi Huang, Matt Jordan, et al. 2 olmo 2 furious. *arXiv preprint arXiv:2501.00656*, 2024.
- Brian Ondov, Kush Attal, and Dina Demner-Fushman. A survey of automated methods for biomedical text simplification. *Journal of the American Medical Informatics Association*, 29(11):1976–1988, 2022.
- OpenAI. *Models*, 2025. URL <https://platform.openai.com/docs/models/gpt-3-5-turbo>. Accessed: 2025-01-17.
- Gpt OpenAI. 4o mini: Advancing cost-efficient intelligence, 2024. URL: <https://openai.com/index/gpt-4o-mini-advancing-cost-efficient-intelligence>, 2024.
- CK Osborne, J Phippen, SE Jones, LM Parker, M Ellis, S Come, SZ Gertler, JT May, G Burton, I Dimery, et al. Double-blind, randomized trial comparing the efficacy and tolerability of fulvestrant versus anastrozole in postmenopausal women with advanced breast cancer progressing on prior endocrine therapy: results of a north american trial. *Journal of Clinical Oncology*, 20(16):3386–3395, 2002.
- Malaikannan Sankarasubbu Ankit Pal and Malaikannan Sankarasubbu. Openbiollms: Advancing open-source large language models for healthcare and life sciences, 2024.
- Bryce Picton, Saman Andalib, Aidin Spina, Brandon Camp, Sean S Solomon, Jason Liang, Patrick M Chen, Jefferson W Chen, Frank P Hsu, and Michael Y Oh. Assessing ai simplification of medical texts: readability and content fidelity. *International Journal of Medical Informatics*, 195:105743, 2025.
- Heather Piwowar, Jason Priem, Vincent Larivière, Juan Pablo Alperin, Lisa Matthias, Bree Norlander, Ashley Farley, Jevin West, and Stefanie Haustein. The state of oa: a large-scale analysis of the prevalence and impact of open access articles. *PeerJ*, 6:e4375, 2018.
- Vinayak K Prasad. *Malignant: how bad policy and bad evidence harm people with Cancer*. JHU Press, 2020.

- Shuofei Qiao, Yixin Ou, Ningyu Zhang, Xiang Chen, Yunzhi Yao, Shumin Deng, Chuanqi Tan, Fei Huang, and Huajun Chen. Reasoning with language model prompting: A survey. In Anna Rogers, Jordan Boyd-Graber, and Naoaki Okazaki, editors, *Proceedings of the 61st Annual Meeting of the Association for Computational Linguistics (Volume 1: Long Papers)*, pages 5368–5393, Toronto, Canada, July 2023. Association for Computational Linguistics. doi: 10.18653/v1/2023.acl-long.294. URL <https://aclanthology.org/2023.acl-long.294/>.
- Riaz Qureshi, Kevin Naaman, Nicolas G Quan, Evan Mayo-Wilson, Matthew J Page, Victoria Cornelius, Roger Chou, Isabelle Boutron, Su Golder, Lisa Bero, et al. Development and evaluation of a framework for identifying and addressing spin for harms in systematic reviews of interventions. *Annals of internal medicine*, 177(8):1089–1098, 2024.
- Victoria Reynolds-Vaughn, Jonathan Riddle, Jamin Brown, Michael Schiesel, Cole Wayant, and Matt Vassar. Evaluation of spin in the abstracts of emergency medicine randomized controlled trials. *Annals of emergency medicine*, 75(3):423–431, 2020.
- Bernardino Romera-Paredes, Mohammadamin Barekatain, Alexander Novikov, Matej Balog, M Pawan Kumar, Emilien Dupont, Francisco JR Ruiz, Jordan S Ellenberg, Pengming Wang, Omar Fawzi, et al. Mathematical discoveries from program search with large language models. *Nature*, 625(7995):468–475, 2024.
- Chantal Shaib, Millicent Li, Sebastian Joseph, Iain Marshall, Junyi Jessy Li, and Byron Wallace. Summarizing, simplifying, and synthesizing medical evidence using GPT-3 (with varying success). In Anna Rogers, Jordan Boyd-Graber, and Naoaki Okazaki, editors, *Proceedings of the Annual Meeting of the Association for Computational Linguistics (ACL)*, pages 1387–1407, Toronto, Canada, July 2023. Association for Computational Linguistics. doi: 10.18653/v1/2023.acl-short.119. URL <https://aclanthology.org/2023.acl-short.119/>.
- Elise Smith, Stefanie Haustein, Philippe Mongeon, Fei Shu, Valéry Ridde, and Vincent Larivière. Knowledge sharing in global health research—the impact, uptake and cost of open access to scholarly literature. *Health Research Policy and Systems*, 15: 1–10, 2017.
- Naichuan Su, Michiel W Van Der Linden, Clovis M Faggion Jr, and Geert JMG Van Der Heijden. Assessment of spin in the abstracts of randomized controlled trials in dental caries with statistically nonsignificant results for primary outcomes: A methodological study. *Caries Research*, 57(5-6): 553–562, 2023.
- Petroc Sumner, Solveiga Vivian-Griffiths, Jacky Boivin, Andrew Williams, Lewis Bott, Rachel Adams, Christos A Venetis, Leanne Whelan, Bethan Hughes, and Christopher D Chambers. Exaggerations and caveats in press releases and health-related science news. *PLoS one*, 11(12): e0168217, 2016.
- Gemini Team, Petko Georgiev, Ving Ian Lei, Ryan Burnell, Libin Bai, Anmol Gulati, Garrett Tanzer, Damien Vincent, Zhufeng Pan, Shibo Wang, et al. Gemini 1.5: Unlocking multimodal understanding across millions of tokens of context. *arXiv preprint arXiv:2403.05530*, 2024.
- Arun James Thirunavukarasu, Darren Shu Jeng Ting, Kabilan Elangovan, Laura Gutierrez, Ting Fang Tan, and Daniel Shu Wei Ting. Large language models in medicine. *Nature medicine*, 29(8):1930–1940, 2023.
- Hugo Touvron, Louis Martin, Kevin Stone, Peter Albert, Amjad Almahairi, Yasmine Babaei, Nikolay Bashlykov, Soumya Batra, Prajjwal Bhargava, Shruti Bhosale, et al. Llama 2: Open foundation and fine-tuned chat models. *arXiv preprint arXiv:2307.09288*, 2023.
- C Wayant, D Margalski, K Vaughn, and M Vassar. Evaluation of spin in oncology clinical trials. *Critical Reviews in Oncology/Hematology*, 144:102821, 2019.
- Jason Wei, Xuezhi Wang, Dale Schuurmans, Maarten Bosma, Fei Xia, Ed Chi, Quoc V Le, Denny Zhou, et al. Chain-of-thought prompting elicits reasoning in large language models. *Advances in neural information processing systems*, 35:24824–24837, 2022.
- Barry D Weiss. *Health literacy and patient safety: Help patients understand. Manual for clinicians*. American Medical Association Foundation, 2007.

Amélie Yavchitz, Philippe Ravaud, Douglas G Altman, David Moher, Asbjørn Hrobjartsson, Toby Lasserson, and Isabelle Boutron. A new classification of spin in systematic reviews and meta-analyses was developed and ranked according to the severity. *Journal of clinical epidemiology*, 75: 56–65, 2016.

Xinlu Zhang, Chenxin Tian, Xianjun Yang, Lichang Chen, Zekun Li, and Linda Ruth Petzold. Alpacare: Instruction-tuned large language models for medical application. *arXiv preprint arXiv:2310.14558*, 2023.

Appendix A. LLM Details & Compute

We used a total of 4 x NVIDIA A100 GPUs to conduct our experiments.

Generalist closed-source/proprietary: We used API interfaces provided by OpenAI, Anthropic, and Google to interact with their proprietary language models. For OpenAI models, we used GPT-4o (gpt-4o-2024-08-06), GPT-4o-mini (gpt-4o-mini), and GPT-3.5 (gpt-3.5-turbo-0125). For Anthropic’s Claude models, we tested Claude 3.5 Haiku (claude-3-5-haiku-20241022) and Claude 3.5 Sonnet (claude-3-5-sonnet-20241022). For Google’s Gemini models, we used Gemini 1.5 Flash (gemini-1.5-flash) and Gemini 1.5 Flash 8B (gemini-1.5-flash-8b). Across all models and experiments, we set the temperature parameter to 0 to ensure deterministic outputs.

Generalist open-weight: All the generalist open-weight models were downloaded from HuggingFace’s Model Hub⁴. We set the parameter for `do_sample` as false for all experiments to ensure deterministic outputs.

Biomedical open-weight: Similar to the generalist open-weight models, the biomedical models were also downloaded via HuggingFace. The parameter for `do_sample` was also set to false for all experiments.

4. <https://huggingface.co/models>

Appendix B. Zero-Shot Prompts

B.1. Detection of Spin

We provide the exact prompt used in our study for detecting spin below to ensure reproducibility. The prompt was designed to elicit a binary answer of a given abstract.

Spin or misrepresentation of study findings can be used to influence, positively, the interpretation of statistically nonsignificant randomized controlled trials (RCTs), for example, by emphasizing the apparent benefit of a secondary outcome or findings from a subgroup of patients. Does the following clinical trial abstract contain spin (yes/no)? Answer only with ‘yes’ or ‘no’. Do not provide any explanations.

Abstract: {ABSTRACT}

B.2. Interpretation of Trial Results

Below, we provide the exact prompt used to guide the LLM in interpreting the results of a given abstract.

This abstract describes a study evaluating a treatment in the field of cancer published in a peer-reviewed journal. We appreciate that in clinical practice you would need to read the full article to make a final decision. However, the full article is not always freely available and people sometimes make decisions based on the abstract. Based on the information reported in the abstract, please answer the following question about the treatment. Only output a score between 0-10. Do not provide any explanations.

Abstract: {ABSTRACT}
Question: {QUESTION}

For interpreting the trial results from the simplified abstracts, we used the following prompt:

This summary describes a study evaluating a treatment in the field of cancer published in a peer-reviewed journal.

We appreciate that in clinical practice you would need to read the full article to make a final decision. However, the full article is not always freely available and people sometimes make decisions based on the summary.

Based on the information reported in the summary, please answer the following question about the treatment. Only output a score between 0-10. Do not provide any explanations.

Abstract: {ABSTRACT}
Question: {QUESTION}

B.3. Reducing the Effect of Spin

We experimented with indicating whether the given abstract contains spin or not to see if this would help reduce LLMs’ tendency to overstate favorable trial results in the presence of spin. Based on either the reference label or model-inferred label, we determine the text that is inserted for {IF_CONTAINS} in the prompt. If the label is “spin” or “yes”, the text would be contains. For labels that are “no_spin” or “no”, we insert the text does not contain.

This abstract describes a study evaluating a treatment in the field of cancer published in a peer-reviewed journal.

We appreciate that in clinical practice you would need to read the full article to make a final decision. However, the full article is not always freely available and people sometimes make decisions based on the abstract.

Spin or misrepresentation of study findings can be used to influence, positively, the interpretation of statistically nonsignificant randomized controlled trials (RCTs), for example, by emphasizing the apparent benefit of a secondary outcome or findings from a subgroup of patients.

If an abstract contains spin, the content should be treated with a higher level of skepticism.

Based on the information reported in the abstract and the fact that it {IF_CONTAINS} spin, please answer the following question about the treatment. Only output a score between 0-10. Do not

provide any explanations.

Abstract: {ABSTRACT}
Question: {QUESTION}

Below is the prompt that we used for the “joint prompting” (spin detection + result interpretation) strategy. We prompt each question individually for a given abstract.

This abstract describes a study evaluating a treatment in the field of cancer published in a peer-reviewed journal.

We appreciate that in clinical practice you would need to read the full article to make a final decision. However, the full article is not always freely available and people sometimes make decisions based on the abstract.

Spin or misrepresentation of study findings can be used to influence, positively, the interpretation of statistically nonsignificant randomized controlled trials (RCTs), for example, by emphasizing the apparent benefit of a secondary outcome or findings from a subgroup of patients.

Answer the following two questions with one JSON that contains the following keys: detection: Does the following clinical trial abstract contain spin (yes/no)? Answer only with ‘yes’ or ‘no’. Do not provide any explanations.

interpretation: Based on this abstract and previous spin detection, {QUESTION} Only output a score between 0-10. Do not provide any explanations. If an abstract contains spin, the contents should be treated with a higher level of skepticism.

Abstract: {ABSTRACT}

B.4. Simplification of Abstracts

For simplifying medical abstracts for laypeople, we used the prompt used by [Joseph et al. \(2024\)](#).

My fifth grader asked me what this passage means: {ABSTRACT}
Help me summarize it for him, in plain language a fifth grader can understand.

Appendix C. Linear Regression Models

Figures 7, 8, 9, and 10 show the coefficients and 95% confidence intervals from the linear regression models run with an indicator for the presence of spin in an abstract as a predictor for study rigor, study importance, interest to read the full-text, and interest to run another trial.

Appendix D. Simplified Abstract Examples

Table 3 shows selected examples of simplified abstracts generated by LLMs. Further examples can be found in our project GitHub repo.

DO LLMs FALL FOR SPIN IN MEDICAL LITERATURE?

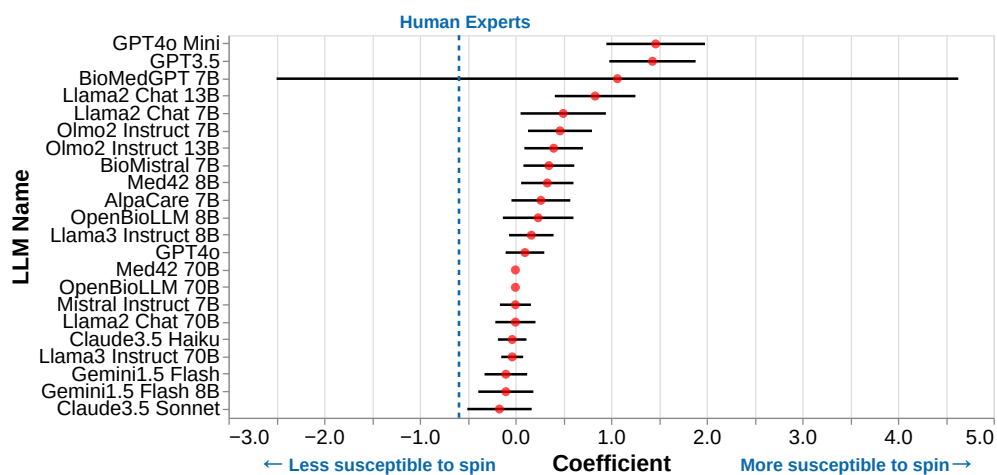


Figure 7: Coefficients from linear regression models with 95% CI for each LLM showing how much different LLMs overestimate the rigor of study, when abstracts contain ‘spin’. In comparison with human experts (-0.59), LLMs show slightly greater susceptibility to spin.

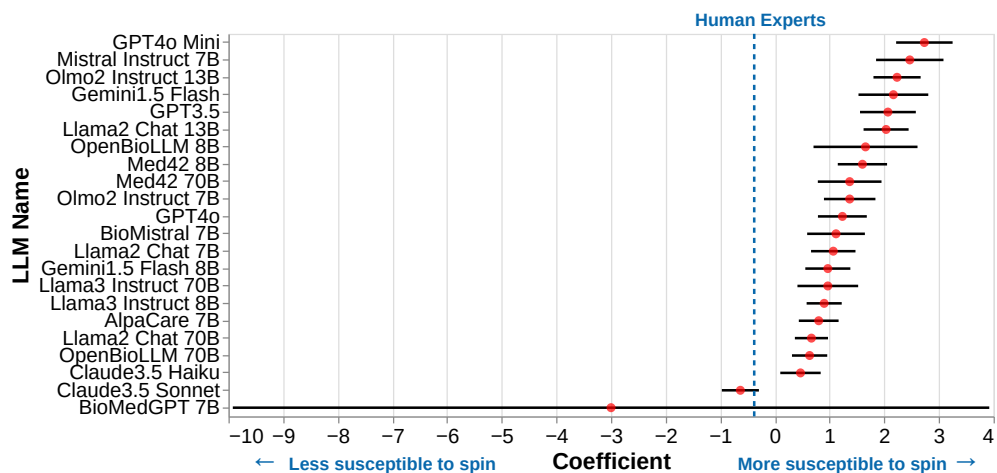


Figure 8: Coefficients from linear regression models with 95% CI for each LLM showing how much different LLMs overestimate the importance of study, when abstracts contain ‘spin’. In comparison with human experts (-0.38), most LLMs show greater susceptibility to spin.

DO LLMs FALL FOR SPIN IN MEDICAL LITERATURE?

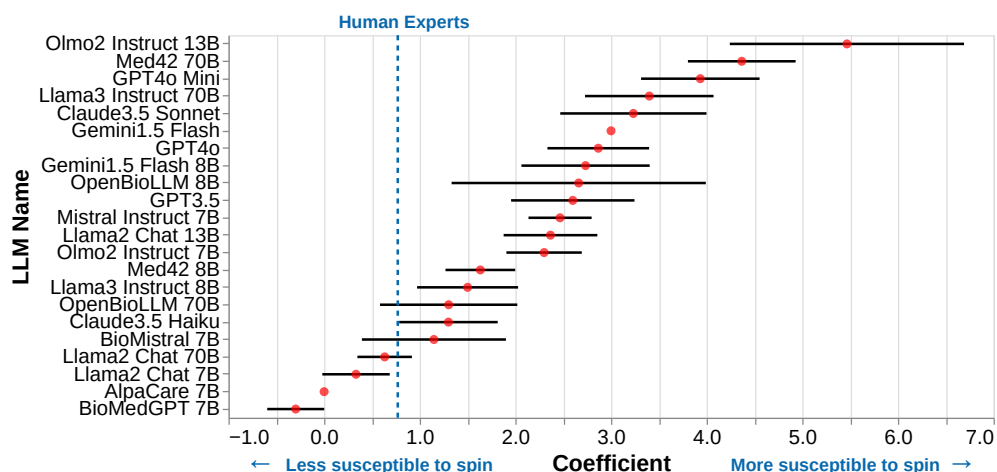


Figure 9: Coefficients from linear regression models with 95% CI for each LLM showing how much different LLMs overestimate the interest in full-text, when abstracts contain ‘spin’. In comparison with human experts (0.77), most LLMs show greater susceptibility to spin.

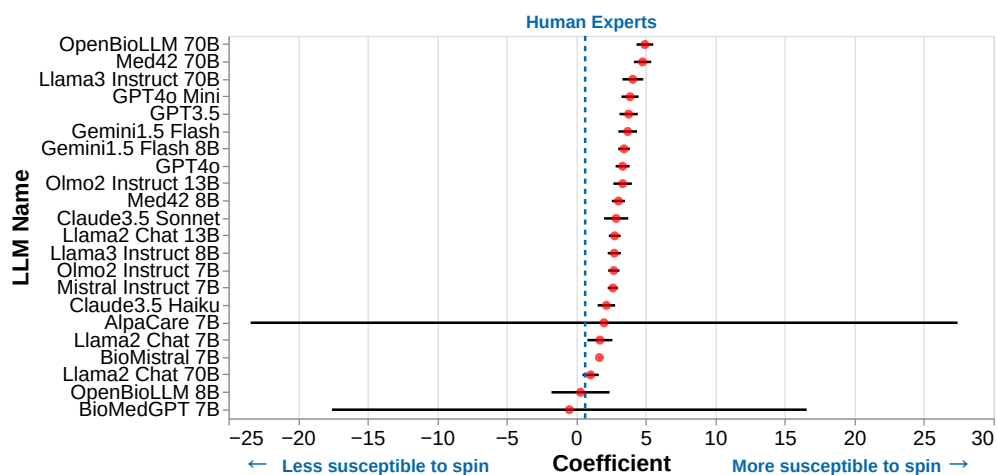


Figure 10: Coefficients from linear regression models with 95% CI for each LLM showing how much different LLMs overestimate the interest in another trial, when abstracts contain ‘spin’. In comparison with human experts (0.64), most LLMs show greater susceptibility to spin.

Table 3: Examples of simplified abstracts generated by LLMs.

Model: OpenBioLLM 70B — Original abstract type: spin

Plain language version: This study looked at whether a certain treatment (called treatment A) could help people with brain tumors live longer and stay independent after surgery or radiosurgery. The researchers studied 359 patients who had one to three brain tumors and gave them either treatment A or just observed them without treatment. They found that treatment A did not make a difference in how long patients stayed independent or how long they lived overall. However, it did reduce the chance of the tumors coming back in the brain, which led to fewer deaths from the tumors spreading in the brain. So, while treatment A didn't improve independence or overall survival, it did help lower the risk of the tumors returning and causing problems in the brain.

Model: OpenBioLLM 70B — Original abstract type: no spin

Plain language version: This study looked at whether a certain treatment (called treatment A) could help people with cancer in their brains live longer and stay independent after surgery or radiosurgery. The researchers compared a group of patients who received treatment A to a group of patients who were just observed and didn't receive any extra treatment. They found that there was no big difference between the two groups in terms of how long they lived or how long they were able to do their daily activities. However, they did find that the group of patients who received treatment A had less progression of the cancer in their brains compared to the group that was just observed. There were also some side effects reported, but overall, treatment A was not found to be better than just observing the patients for most outcomes.

Model: Gemini 1.5 Flash 8B — Original abstract type: spin

Plain language version: Doctors are doing a big study to see if a new medicine (Treatment A) helps kids with a type of blood cancer called AML get better. They looked at a bunch of kids getting the standard treatment, and another group getting the standard treatment *plus* Treatment A. The kids in both groups were pretty much the same. The study found that Treatment A helped the kids' blood counts get better and stay better longer. But, overall, the medicine didn't really change how long the kids lived. The survival rate was about the same for both groups (25% to 32% after 3 years). However, there was one important difference: Girls who got Treatment A did better than boys. Also, kids who only needed one round of the standard treatment did better. The study also found that using Treatment A itself was a good thing for survival. The doctors need to do more studies to see if the girls did better because of their sex, or if there's something else going on with their blood cancer. They need to look at the cancer's chromosomes to see if that plays a role.

Model: Gemini 1.5 Flash 8B — Original abstract type: no spin

Plain language version: Doctors are doing a big study to see if a new medicine (Treatment A) helps kids with a type of blood cancer called acute myeloid leukemia (AML). They gave Treatment A to some kids and a regular medicine (cytarabine and idarubicine) to other kids. They looked at how well the kids got better and how long they lived. The kids who got Treatment A did about the same as the kids who got the regular medicine. The percentage of kids who got better quickly (complete response) was almost the same in both groups. Also, the number of kids who lived for 3 years was not much different between the groups. So, the study showed that Treatment A wasn't better than the regular medicine at helping kids with AML.

Model: Llama3 Instruct 8B — Original abstract type: spin

Plain language version: So, this passage is talking about a study that was done to help people who are about to start chemotherapy (a type of cancer treatment). The study wanted to see if giving them some information and education before they started chemotherapy would help them feel less stressed and worried. The study found that giving people this information did help them feel less worried about some specific things, like getting sick to their stomach or feeling uncomfortable during the treatment. But it didn't really help them feel less stressed overall. The study also found that the information helped some people who were already feeling really stressed and worried, but it didn't help everyone. The researchers think that this information might be helpful for some people, but they need to do more research to make sure it will work for people who are different from the ones in this study. So, in simple terms, the study was trying to figure out if giving people information before chemotherapy would help them feel better, and it found that it did help with some specific things, but not with feeling stressed overall.

Model: Llama3 Instruct 8B — Original abstract type: no spin

Plain language version: So, the passage is talking about a study that was done to see if giving patients information about what to expect before they start chemotherapy would help reduce their stress and anxiety. Imagine you're going to get a shot, and you don't know what it's going to feel like or what might happen. You might be worried or scared. That's kind of what it's like for people who are about to start chemotherapy. They don't know what it's going to feel like or what side effects they might get. The study was trying to see if giving patients some information beforehand would help them feel less stressed and anxious. They gave some patients this information, and then they compared them to patients who didn't get the information. But, it turned out that the patients who got the information didn't actually feel less stressed or anxious than the patients who didn't get the information. The only thing that did change was that the patients who got the information were a little less worried about some specific things, like how their body would feel during the treatment. But, overall, the study found that giving patients information beforehand didn't really help them feel better. So, the conclusion is that just giving patients information before chemotherapy isn't enough to really help them feel less stressed or anxious.
