

HarmonyCut: Supporting Creative Chinese Paper-cutting Design with Form and Connotation Harmony

Huanchen Wang*
 Department of Computer Science and Engineering
 Southern University of Science and Technology
 Shenzhen, Guangdong, China
 Department of Computer Science
 City University of Hong Kong
 Hong Kong, China
 wanghc2022@mail.sustech.edu.cn

Tianrun Qiu*
 Department of Computer Science and Engineering
 Southern University of Science and Technology
 Shenzhen, Guangdong, China
 qiutr@mail.sustech.edu.cn

Jiaping Li
 Department of Computer Science and Engineering
 Southern University of Science and Technology
 Shenzhen, Guangdong, China
 lij2024@mail.sustech.edu.cn

Zhicong Lu
 Department of Computer Science
 George Mason University
 Fairfax, Virginia, USA
 zlu6@gmu.edu

Yuxin Ma†
 Department of Computer Science and Engineering
 Southern University of Science and Technology
 Shenzhen, Guangdong, China
 mayx@sustech.edu.cn

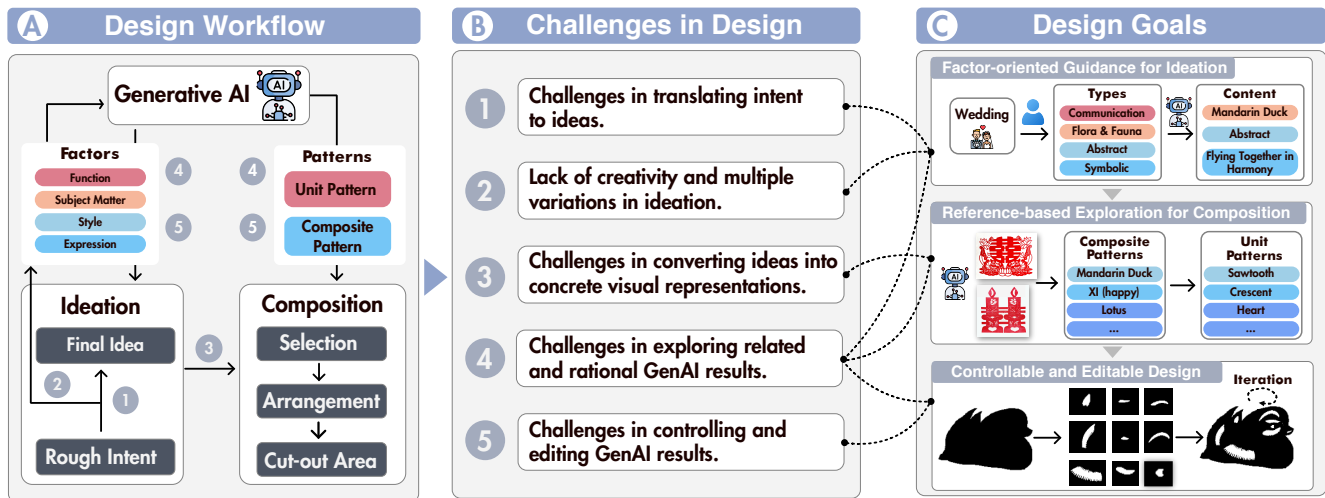


Figure 1: A general two-stage (ideation and composition) workflow and design space (four factors and one element) for GenAI-aided paper-cutting design is outlined from the two-step formative study, with the main challenges in the workflow labeled on corresponding stages. Based on the workflow and challenges, the design goals are solidified in the pipeline and interface of HarmonyCut.

*Equal contribution.

†Corresponding author.

Permission to make digital or hard copies of all or part of this work for personal or classroom use is granted without fee provided that copies are not made or distributed for profit or commercial advantage and that copies bear this notice and the full citation on the first page. Copyrights for components of this work owned by others than the author(s) must be honored. Abstracting with credit is permitted. To copy otherwise, or to publish, to post on servers or to redistribute to lists, requires prior specific permission and/or a fee. Request permissions from permissions@acm.org.

CHI '25, April 26-May 1, 2025, Yokohama, Japan

Abstract

Chinese paper-cutting, an Intangible Cultural Heritage (ICH), faces challenges from the erosion of traditional culture due to the prevalence of realism alongside limited public access to cultural elements. While generative AI can enhance paper-cutting design with its

extensive knowledge base and efficient production capabilities, it often struggles to align content with cultural meaning due to users' and models' lack of comprehensive paper-cutting knowledge. To address these issues, we conducted a formative study (N=7) to identify the workflow and design space, including four core factors (Function, Subject Matter, Style, and Method of Expression) and a key element (Pattern). We then developed HarmonyCut, a generative AI-based tool that translates abstract intentions into creative and structured ideas. This tool facilitates the exploration of suggested related content (knowledge, works, and patterns), enabling users to select, combine, and adjust elements for creative paper-cutting design. A user study (N=16) and an expert evaluation (N=3) demonstrated that HarmonyCut effectively provided relevant knowledge, aiding the ideation of diverse paper-cutting designs and maintaining design quality within the design space to ensure alignment between form and cultural connotation.

CCS Concepts

• **Human-centered computing** → **Interactive systems and tools.**

Keywords

Creativity support tool, Chinese paper-cutting, Generative AI-aided design, Intangible Cultural Heritage

ACM Reference Format:

Huanchen Wang, Tianrun Qiu, Jiaping Li, Zhicong Lu, and Yuxin Ma. 2025. HarmonyCut: Supporting Creative Chinese Paper-cutting Design with Form and Connotation Harmony. In *CHI Conference on Human Factors in Computing Systems (CHI '25)*, April 26-May 1, 2025, Yokohama, Japan. ACM, New York, NY, USA, 22 pages. <https://doi.org/10.1145/3706598.3714159>

1 Introduction

Paper-cutting, widely recognized as an artistic form across many countries, stands as a powerful medium for cultural exchange and a bridge for global connections. In the context of contemporary globalization, the preservation and inheritance of this traditional craft is crucial, as its distinctive form continues to foster cultural understanding and advance cross-cultural communication [77, 105]. Within this broad art form, Chinese paper-cutting plays a significant role, which is a representative of hollowed art within Intangible Cultural Heritage (ICH) [83, 89, 103]. It has acquired rich cultural connotations and diverse functions through historical evolution and regional changes [8, 20, 60]. Nowadays, paper-cutting applications have broadened to include various contemporary themes [8, 57, 60]. Despite these advancements and growing influence, it still faces challenges in the vitality of creation and inheritance. Modern life influenced traditional elements in paper-cutting, leading to their marginalization when they lose relevance to contemporary social contexts [89, 106]. Concurrently, the growing trend towards realism in paper-cutting further contributed to the decline of historical and cultural elements [20, 106]. Furthermore, paper-cutting with scarce documentation [37, 40, 60] limits the resources available to the public and even professional practitioners. It also hinders the understanding of the rich cultural knowledge inherent in paper-cutting. These issues exacerbate the homogenization of form and content [106], which affects its creativity and inheritance.

With advances in digital technology, computer graphics (CG) show the potential to help with paper-cutting design. Several studies have utilized algorithms for the pattern generation [49, 108], transfer [57, 62], and interactive combination for paper-cutting design [56, 109]. However, most approaches depend on stylized pattern generation, which is typically irreversible, and the variation in patterns is often inadequate due to reliance on random seeds [49, 57, 62]. Although interactive systems [37, 56, 109] offer some flexibility to enhance content diversity, they are frequently confined to predefined forms and styles, constraining the creative and cultural expression in paper-cutting.

Generative AI (GenAI) for text and images (e.g., ChatGPT¹ [2] and Stable Diffusion² [74]), with the comprehensive knowledge base and efficient production capabilities, becomes increasingly integral to the design process [11, 64, 65] to support creative work, such as writing [72, 102], painting [26, 95, 98], and handicraft design [101]. While GenAI provides promising solutions for artistic creation and design, its application to traditional art, such as paper-cutting, remains largely unexplored and presents specific challenges. GenAI is primarily influenced by source data and input, which can lead to homogeneous and biased outputs. This limitation restricts divergent ideation and fails to adequately manage control within the design process [4, 7, 36, 90, 95]. Additionally, GenAI lacks domain-specific knowledge [36, 59] and understanding of the cultural context essential for paper-cutting, such as symbolic meanings of a theme across cultures, selecting and combining appropriate patterns to match design intents. These are critical factors of paper-cutting design that existing research has not fully studied.

This research aims to explore the design workflow and the challenges involved in aligning visual form and connotation in paper-cutting design with GenAI assistance, and subsequently identify a design space for paper-cutting. To achieve this, we conducted a two-step formative study involving iterative collaboration with experts. This study included semi-structured interviews with seven participants from different backgrounds to understand their design challenges. It also included a content analysis of 140 paper-cuttings to investigate the pattern and ideation factors within paper-cutting.

The formative study outlined the workflow (ideation and composition in Figure 1) and identified challenges inherent in paper-cutting design. Novices face difficulties due to insufficient foundational knowledge, which hinders effective ideation. While experts are proficient in defining processes and ideas to meet requirements, they often rely on experience, leading to fixation. GenAI-aided design struggles with understanding the complex cultural knowledge inherent in paper-cutting. As a result, the outputs are often restricted to fixed or even erroneous output that fails to align with design requirements and cultural contexts. Users are overwhelmed by the inconsistent quality of results in exploration. Additionally, low user engagement with direct text-to-image generation restricts modification and editing, limiting flexibility in creating paper-cutting. The content analysis identified four core factors in paper-cutting ideation: **Function**, **Subject Matter**, **Style**, and **Method of Expression**, and a key element of paper-cutting: **Pattern**, in various

¹<https://openai.com/chatgpt>

²<https://github.com/CompVis/stable-diffusion>

forms, are closely linked to these factors, serving as basic glyph units, primary or decorative components in a paper-cutting.

Building on the identified challenges and the derived design space, we introduce three design goals for a GenAI-aided system aimed at harmonizing form and connotation in paper-cutting design: (1) facilitate users in formulating requirements based on four factors of design, (2) explore the recommended diverse and related contents for translating the idea into a visual representation, (3) enable user's interactive content combination and modification on generated results to encourage their creativity. Aligned with these design goals, we propose a GenAI-aided paper-cutting design pipeline (Figure 2) and develop a prototype system, **HarmonyCut** (Figure 3), which facilitates user ideation and suggests related content with its corresponding meaning and cultural background, which serves as a reference to support the users in exploring and composing a harmonious visual paper-cutting design.

To evaluate our workflow and system, we conducted a within-subjects user study with 16 participants to compare HarmonyCut with the baseline tool, supported by ChatGPT and DALL-E-3³, and an expert interview with 3 professional paper-cutting inheritors. The results demonstrated that factor-oriented guidance and reference-based exploration, when integrated with GenAI and domain knowledge, can effectively facilitate ideation and composition in paper-cutting design.

This research thus contributes to the following:

- A **formative study** involving seven participants that identifies the design workflow and challenges inherent in paper-cutting design.
- A **content analysis** of 140 paper-cuttings, which uncovers the core factors and various patterns that define the design space in paper-cutting.
- A **prototype system**, HarmonyCut, which leverages GenAI to support reference recommendation and exploration for conceptual ideation and visual composition in paper-cutting design.
- A **user study** (N=16) with the **expert interview** (N=3), exploring how HarmonyCut supports each step of the paper-cutting design process with GenAI assistance.

2 Background and Related Work

This work aims to assist users in designing paper-cuttings by leveraging GenAI for reference exploration to enhance creativity. In this section, we review previous literature on the following topics: (1) the background of paper-cutting, its current challenges in creation and inheritance, and works that utilize computer graphics and computation-focused methods to aid in paper-cutting design and creation; (2) previous GenAI-aided system in facilitating creativity, particularly in traditional arts; and (3) the use of reference exploration in fostering creative design.

2.1 Chinese Paper-cutting

2.1.1 Background of Chinese Paper-cutting. Chinese paper-cutting, a significant element of the world's ICH [83], is known for its

affordability and diverse forms that carry profound cultural connotations [5, 37, 68]. Physically, paper-cuttings are basically two-dimensional figures hollowed on single-color paper. Culturally, they originate from people's labor practices, serving as an artistic representation of daily life and aspirations [20, 86, 89]. These works embody human aesthetic concepts and ideals, incorporating religious beliefs, moral values, and cultural elements [8]. Over centuries, paper-cutting has surpassed regional and ethnic boundaries, integrating into local customs while preserving its form with connotation [60, 106].

With the acceleration of modernization and urbanization, paper-cutting faces significant challenges in themes, content, and talent cultivation, affecting its innovation and inheritance [50, 89, 106]. The content of paper-cuttings increasingly reflects modern life and realism [8, 106], leading to the gradual disappearance of traditional themes and their symbolic meanings. The economic returns from modern paper-cutting are relatively low, making it difficult to sustain as a profession, resulting in fewer individuals pursuing it. Additionally, as a form of folk art [86], paper-cutting primarily relies on oral and practical teaching and lacks systematic documentation, complicating its transmission [91] and making it inaccessible for both the public and practitioners for reference. Consequently, this intensifies the homogenization and stylization of paper-cutting themes with diminished meaning, thereby inhibiting innovation in design and creation [106].

2.1.2 Paper-cutting Design with Digital Technology. Advancements in digital technology have facilitated the use of CG and computer vision (CV) in paper-cutting design and creation. Several studies have concentrated on analyzing geometric features, such as symmetrical and geometric motifs, to build pattern libraries by extracting and classifying patterns [49, 56, 78, 107–109]. Some have even utilized algorithms to enhance various pattern forms and styles [57]. Nonetheless, these approaches are constrained in generating designs with complex shapes and diverse meanings, resulting in a limited range of categories and styles. Image-based methods employ multi-layer image processing algorithms to create connected paper-cutting images directly [37, 96, 97]. Despite their utility, these methods often struggle to produce meaningful content that matches design needs and specific shapes, sometimes compromising aesthetics to maintain connectivity. Some works have applied CV techniques, such as utilizing the convolutional neural network for pattern recognition [55] and transfer learning to transform portraits into paper-cutting styles [62]. These methods face difficulties in processing abstract paper cuttings with unique styles and deep meanings. In fact, many related fields, such as graphic design, have already started integrating GenAI into their systems. To the best of our knowledge, no prior work has investigated the use of GenAI to support paper-cutting design. By examining how GenAI supports creative design in these areas, we aim to leverage this approach and, through the integration of the paper-cutting knowledge we have collected, realize GenAI-aided paper-cutting design.

2.2 Generative AI for Creativity

GenAI, leveraging advancements in language models [70, 71], image generation models [34, 43], and multi-modal models [51, 69, 74],

³<https://openai.com/index/dall-e-3/>

employs its extensive training resources and capabilities in multi-modal information alignment to effectively understand and generate diverse content, thereby facilitating user creativity. In the realm of creative design, proposed language models [80] are utilized to provide users with abundant ideas and text suggestions during the writing process. Meanwhile, recent text-image models [12, 16, 110, 111], with their comprehension of style, position, and color, enable the translation of user ideas into images across various scenarios. This synergy of language and image models enhances the creative process by offering integrated support for both ideation and visual generation.

2.2.1 Creative Support Tool with Generative AI. To integrate GenAI into specific areas within a controllable process that includes human involvement, numerous frameworks and interfaces have been proposed to support GenAI-aided creativity. In the realm of graphic design, which is closely related to paper-cutting design, there is a growing trend of integrating GenAI with interfaces to support more specialized and diverse creative tasks. For ideation, tools like GANCollage [85] and CreativeConnect [15] utilize GenAI-driven digital mood board to facilitate brainstorming and recombine references for the creative idea. Regarding visual representation, some works use GenAI, such as PromptCharm [92] and ContextCam [26] to enable multi-modal models with refined prompt and context awareness to generate artistic images that meet various needs. Additionally, in specific areas such as communication, emotional affect, and typography, many projects utilize GenAI to suggest ideas and transform them into final visual designs. For instance, the work of Chen et al. [13] and the Opal [58] both leverage GenAI to generate and apply suggestions for effective illustrations creation. Wan et al. [84] use GenAI to develop metaphorical suggestions, supporting visual storytelling of emotional experiences. TypeDance [94] empowers users to design semantic typographic logos from customized images through a structured workflow. In traditional art creation, which is more closely related to paper-cutting, Magical Brush [95] generates symbolic cultural content with GenAI and offers a predefined material library to assist novices in creating modern Chinese paintings. ShadowMaker [101] enables designers to generate shadow puppet images through style transfer of sketches, ultimately combining them to create shadow puppet animations.

Although GenAI demonstrates potential in supporting creative tasks, it also faces limitations. A key issue is the end-to-end nature, which limits user involvement in the creative process. Creative tasks often rely on iterative refinement, but GenAI lacks the flexibility to provide control over iterations or ensure alignment with user expectations [7, 23, 36]. Another major limitation arises from the model's dependence on data. In tasks requiring domain-specific knowledge, GenAI frequently underperforms [19, 36, 88]. Moreover, biases in training data often result in homogenized outputs [4], reducing diversity and originality while limiting users to explore and innovate. These biases may even lead to issues about copyright or ethical concerns, further complicating the creative process [75, 113]. To address these challenges, we restrict GenAI's role to providing partial reference support during the design process and incorporate predefined elements to reduce model unpredictability. Furthermore, as GenAI has yet to fully explore the domain-specific knowledge and design space of paper-cutting, we focus on advancing this area

and aim to guide users through reference-based exploration while improving controllability and rationality [36].

2.2.2 Reference Exploration in Design. An effective design process requires users to explore multiple alternatives [33, 42], and GenAI is employed for creative support due to its capability to offer numerous high-quality variations. However, some challenges persist: GenAI-generated content is often end-to-end complete, potentially causing users to become overly reliant on the model, merely selecting the model's suggestions instead of fostering genuine creativity [82]. Furthermore, although a vast amount of content can be produced based on user requirements, without proper guidance, users may feel overwhelmed by the excess of options [79], making it challenging to decide which elements to incorporate into their designs. A key step in the design process is drawing inspiration from references [24, 76], which assists users in navigating relevant design spaces. This strategy ensures that the design process is not solely dependent on fully developed generated content, allowing for the creation of designs based on rough yet innovative ideas [15, 82], and also mitigates the risk of overwhelming users with too many creative options. For the aforementioned issues, previous work has demonstrated that mood boards [10] can help users explore and be guided by reference and inspiration [24, 31]. Moreover, an increasing number of GenAI-aided systems support design by utilizing interactive mood boards [15, 67, 85]. Inspired by previous work, our research facilitates reference-guided exploration in two primary steps of the paper-cutting workflow and utilizes a mood board to support users in the selection, arrangement, and cutout of these references for paper-cutting design.

3 Formative Study

We conducted a formative study to understand the workflow of paper-cutting design and users' challenges during the design.

3.1 Participants

As a work targeted to public users, we initially sought to examine the paper-cutting design process and the challenges encountered without GenAI. Subsequently, we aimed to assess the role and limitations of integrating GenAI into paper-cutting design. To achieve this, we recruited participants with varying levels of expertise in both paper-cutting and GenAI, as experts are expected to have insights into design workflows, and each participant group faces different challenges in paper-cutting design. Participants were categorized into four levels of paper-cutting expertise, with further clarification regarding the criteria for paper-cutting expertise provided in subsection A.1: (1) **Masters**: who have over 20 years of professional experience in paper-cutting creation are officially recognized as ICH inheritors; (2) **Practitioners**: who have 10-20 years of experience in paper-cutting-related work; (3) **Amateurs**: who have 1-3 years of experience in creating paper-cuttings without systematic training; (4) **Novices**: who never engaged in paper-cutting design or creation. Additionally, we defined three levels of GenAI expertise: (1) **Professionals**: researchers in the multi-modal machine learning field; (2) **Knowledgeable Users**: who regularly integrate GenAI into their professional, educational, or personal activities and have experience with basic prompt engineering. (3)

Novices: who have minimal exposure to GenAI, may have heard of it without engaging in its use, or are entirely unacquainted with it.

Seven participants (3 females and 4 males; age $M=34.43$, $SD=12.79$) were recruited for the semi-structured interviews through online postings on various social media platforms (e.g., Douyin⁴ and Bilibili⁵), and the detailed information of the participants is shown in Table 5. Among them were three paper-cutting masters (P1, P4, P5), two practitioners (P2, P3), one amateur (P7), and one novice (P6). Regarding GenAI expertise, the group included one GenAI professional (P6), two knowledgeable users (P2, P7), and four novices (P1, P3, P4, P5). Each participant is compensated with 100 CNY (approximately 14 USD).

3.2 Procedure

The semi-structured interview included two parts: (1) individual design and (2) GenAI-aided design. At the beginning, we provided separate 10-minute background introductions for novices in the fields of paper-cutting and GenAI, amounting to a total of 20 minutes. In the initial part of the study, each participant was tasked with providing a design concept description for paper-cuttings and giving a sketch of paper-cutting, including the areas to cut out, selecting randomly from two main themes: "Dragon Boat Festival" and "Wedding," for 30 minutes. We then interviewed them to explore participants' personal understanding and perspectives on the paper-cutting design process and examined the key aspects of the design process, including steps, core factors, and challenges faced. Then, based on the aforementioned themes, participants were asked to engage with a Large Language Model (LLM) to assist in the design process and use a Text-to-Image model to generate paper-cutting image in 10 minutes. After that, we collected feedback from participants on GenAI-aided paper-cutting design, including the shortcomings of the results, challenges in the design process, and their expectations and suggestions for the GenAI-aided system.

3.3 Findings

Through the semi-structured interviews and literature review, we identified the workflow of paper-cutting design: ideation and composition. We found that ideation in paper-cutting design presents challenges to all participants, albeit to varying degrees. It is tedious to both participants and GenAI in the composition phase. In GenAI-aided designs, the recommended and generated content is often undesirable, leading to an uncontrollable overall process that cannot modify the output.

3.3.1 Workflow of Paper-cutting Design. Drawing on feedback from interviews, the suggested process of paper-cutting creation, especially in paper-cutting education [48, 52, 54, 104], and the design steps from Hubka et al. [41], paper-cutting design primarily involves two main steps, as shown in Figure 1 (A). The first step is transforming intents into a conceptual idea [15]. The second step is translating the conceptual idea into visual form (a design blueprint before using scissors for cutting).

- **Ideation.** The first step involves transforming intents with a theme into a conceptual idea [48]. Based on the experts'

feedback, several preliminary dimensions were mentioned, including **function and style**. These dimensions suggest that ideation should be approached from multiple dimensions (4 factors as detailed in subsection 4.2) to determine the core components of the design. This idea will later be translated into a visual design in the next step.

- **Composition.** During the composition step, designers (1) select the shapes of the elements based on the idea, (2) arrange and combine the selected contours, and (3) decide on cut-out regions (unit patterns) for future creation [52, 54].

3.3.2 Challenges in Paper-cutting Design. Based on the observation in the formative study and literature review related to design and paper-cutting, we refined and summarized 5 challenges in paper-cutting design with GenAI assistance.

- C1. Challenges in Translating Intent to Ideas.** Novices and amateurs (P6 and P7) spent significant time on the first part of the study but could only provide two vague descriptions of their design concepts for each theme. This difficulty arises not only from their limited knowledge of paper-cutting, including familiarity with the design workflow and the essential elements needed to address the theme but also from the absence of a cognitive approach (i.e., "mapping thinking") described by Li [48]. This approach enables them to creatively link their knowledge to the attributes of natural objects, assign meaningful concepts, and employ structural methods to effectively express their paper-cutting design ideas. All these competencies are essential to learn and apply for paper-cutting creation [3, 54]. As noted by P7, "It is easy to cut a paper-cutting based on a sketched outline, but besides the content, I am unsure of which dimensions need consideration in the design process." Besides, P6 stated, "I don't know what content in paper-cutting can appropriately map to those creation intents." Consequently, it is challenging to establish a clear direction for their ideas.
- C2. Lack of Creativity and Multiple Variations in Ideation.** Novices and amateurs (P6 and P7), who possessed limited knowledge of paper-cutting, struggled to select elements aligned with their themes, and their proposed ideas appeared repetitive. These findings are consistent with prior research [25, 30], which highlight that long-term immersion in a discipline is essential for developing creative ability. Furthermore, knowledge is identified as a critical foundation for fostering innovative ideas [93], supporting the finding that a lack of systematic knowledge hinders the creative potential of novices and amateurs in paper-cutting design. Conversely, experts and practitioners, although proficient in the creative process and capable of rapid ideation, tend to rely heavily on their accumulated experience and local cultural influences for themes and content. This dependence can lead to fixation on a single idea. As P4 said, "Paper-cutting is highly regional, with the meaning of specific elements differing significantly even within the same province. Although there is diversity in paper-cutting, I am only familiar with the themes and elements from my region, resulting in more fixed forms and content across many themes."

⁴<https://www.douyin.com/>

⁵<https://www.bilibili.com/>

- C3. Challenges in Converting Ideas into Concrete Visual Representations.** Novices have limited drawing skills, making translating content in their ideas directly into visual forms challenging. Additionally, composition requires considering not only the spatial arrangement and structure of elements but also deciding which areas should be cut-out (pattern) and in what shapes during creation. It is labor-intensive for both novices and experts. As mentioned by P1, “*The arrangement of specific content and the shapes created through cut-outs (pattern) best reflect personal style. However, translating an idea into a visual expression is still laborious.*”
- C4. Challenges in Exploring Suitable and Rational GenAI Results.** For the given themes, the model struggles to grasp the user’s unique design idea, often providing overly broad suggestions, which cannot assist the user in avoiding fixation even increase the load to user in exploration. Additionally, the finally generated paper-cutting images often do not match the text description, especially in the spatial arrangement of content. Moreover, many parts of the model-generated paper-cuttings are irrational or irrelevant, such as generating some random clusters of stripes as patterns in paper-cutting.
- C5. Challenges in Controlling and Editing GenAI Results.** Regarding the above issue with GenAI, it is difficult to directly adjust errors in the generated results. Participants can only try to improve the output by revising the input descriptions. However, because the model struggles to understand the knowledge of contents with nuanced meaning and composition, iterative changes to the input often yield minimal improvement.

4 Content Analysis of Paper-cuttings and Patterns

Based on the formative study, we discovered that there are some key aspects to consider in the design workflow. To identify them, we first collected a paper-cutting dataset. We conducted two content analyses: one to develop an ideation factors taxonomy and another for a pattern taxonomy (taxonomy for the key element in ideation and composition). Both analyses were carried out under the guidance of expert review, involving five experts (P1–P5) who had also participated in the formative study. The experts were involved in two stages: (1) During the coding process, ambiguities in the instance-level annotation of paper-cuttings and patterns were resolved through a single expert-guided discussion conducted via the WeChat group, with the final annotation determined based on the majority vote of all experts; (2) Additionally, after each version of the codebook was drafted by the authors, the experts participated in discussions conducted via online conferences. In each round, the experts collaboratively reviewed and evaluated the current version of the codebook, offering refined or expanded suggestions, which were systematically discussed and consolidated to resolve ambiguities and ensure alignment of perspectives. This iterative process continued until all experts reached a consensus on the coding results, ensuring that the final codebook was validated.

4.1 Data Collection

We collected over 17,000 paper-cuttings through data crawling from the Chinese Paper Cutting Digital Space⁶, which organized and merged paper-cuttings into seven distinct categories based on the human geography regions in China [27] (i.e., Central China, East China, North China, Northeast, Northwest, South China, and Southwest). We then selected 1,521 paper-cuttings with titles from the source to aid in identifying the content, as some abstract works are challenging to interpret and annotate in content analysis. We further filtered out low-definition images and multi-color paper-cuttings, as our focus is on traditional monochromatic Chinese paper-cutting. This process resulted in a collection of 701 paper-cutting images, which serve as the sampled source for content analysis in subsection 4.2 and subsection 4.3. Additionally, these images function as the retrieval dataset discussed in section 6. For content analysis and fine-tuning models, we sampled 20% images (140/701) based on the distribution of the seven regions to ensure alignment with the regional characteristics of paper-cutting, which is shown in Figure 9.

4.2 Core Factors of Paper-cutting Design Ideation

We first collected all dimensions (i.e., function and style) considered by experts during the ideation phase of the formative study based on their feedback (section 3). To identify the ideation factors and the various types of content within each factor, the first author, in collaboration with five experts, conducted a content analysis using 140 selected paper-cuttings (subsection 4.1). The first author randomly selected 70 (50%) paper-cuttings to create taxonomy by open-coding. To ensure the quality of the taxonomy, two criteria were followed during the coding process [73]: all elements in the taxonomy should be comprehensive, covering every aspect, and the types within each factor should be mutually exclusive. In the beginning, the coder annotated detailed content across all dimensions observed or clarified through experts when content was unclear or ambiguous, resulting in the initial codebook. For instance, Northeast shamanistic paper-cuttings with the regional characteristic, were initially challenging to determine their function. Following the expert-guided discussion and voting, experts agreed their function in witchcraft beliefs takes precedence over indigenous beliefs. Then, the coder produced the final codebook under expert review through three rounds of discussion and iterations (the detailed information of each round is shown in subsection B.2.1), identifying 18 types of content grouped into 4 factors: Function, Subject Matter, Style, and Method of Expression. The categorization results, including ideation factors, sub-factors, types, definitions, and example paper-cuttings, are detailed in Table 1. The first author then applied the finalized codebook to code the remaining 70 paper-cuttings and validated the taxonomy, as shown in Figure 10. Examples of each type are shown in subsection B.4. For the 140 paper-cuttings, each is annotated type and has specific explanations for every factor, such as category *Subject Matter*, type *Historical Figure and Story*, detailed information “*A paper-cutting narrates the historical story of Zhaojun Wang’s journey to the Xiongnu for a political marriage.*”

⁶<https://www.papercutspace.cn/>

Table 1: Definition and examples of factors and types in paper-cutting ideation derived from content analysis.

Category	Subcategories	Type	Definition	Examples (Figures)
Function	Spiritual Function	Witchcraft Belief	Serve as a symbol in witchcraft activities, embodying related beliefs and rituals	Wizard Exorcising Demons (Figure 11(a))
		Indigenous Belief	Reflect unique local belief systems as a form of cultural expression	Herding Ducks in Watertown (Figure 11(b))
		Religious Belief	Act as a symbol in religious ceremonies or doctrines, conveying religious content	Guanyin Sitting on a Lotus (Figure 11(c))
		Cultural Dissemination	Serve as a medium to disseminate culture and historical information	Happy Asian Games (Figure 11(d))
	Practical Function	Interpersonal Communication	Act as a medium in social etiquette settings in interpersonal communication	Mandarin Ducks in Water (Figure 11(e))
		Festive Atmosphere Evoking	Enhance the atmosphere and cultural features in holiday or seasonal celebrations	Solar Term: Grain Full (Figure 11(f))
		Daily Decoration	Serve as decorative items in daily life	Butterfly Window Decoration (Figure 11(g))
Subject Matter	Traditional Subject Matter	Primitive Paper-cutting	Present paper-cutting by initial form in history	Circular Floral Paper-cutting (Figure 11(h))
		Flora and Fauna	Present paper-cutting by animals and plants	The World Welcomes Spring (Figure 11(i))
		Landscape	Present paper-cutting about natural and cultural landscapes	Lijiang Ancient Town (Figure 11(j))
		Historical Figure and Story	Present paper-cutting centered around stories of characters	Jiang Ziya Fishing (Figure 12(a))
		Folk Life	Present paper-cutting about traditional customs and culture	The Mouse's Wedding (Figure 12(b))
	Innovative Subject Matter	Contemporary Subject	Paper-cutting integrated with modern subjects	Genshin Impact, Klee (Figure 12(c))
Style	Abstract Style	-	Express ideas with non-representational forms by paper-cutting	Frog, Figure 12(d)
	Realistic Style	-	Replicate real objects and scenes by paper-cutting	Lujiazui, Shanghai (Figure 12(e))
Method of Expression	Metaphor	-	Use similar or related content to indirectly express meaning or emotion	Harmonious of Ethnicities (Figure 12(f))
	Symbolism	-	Use specific content to represent theme	Enduring Lineage (Figure 12(g))
	Homophony	-	Use similarity of pronunciation to embed positive wishes into specific objects	Happiness Arrives (Figure 12(h))

These 140 pieces are used as domain knowledge and ground-truth datasets in section 6.

4.3 Patterns in Paper-cutting











From a semiotic perspective, Chinese paper-cutting consists of a series of symbolized patterns [53]. Saussure's theory [21] defines a symbol as comprising two parts: the "signifier" and the "signified." In the context of paper-cutting, the "signifier" refers to the form or structure of the pattern, while the "signified" represents the meaning or concept it conveys [9, 53]. Therefore, achieving harmony between form and connotation in paper-cutting design requires a comprehensive understanding of patterns that unify meaning and content. To support this, we developed a taxonomy of these patterns using a hybrid thematic analysis approach, also using those 140 selected paper-cuttings (subsection 4.1).

In the deductive coding process, previous research found three important aspects of pattern and paper-cutting namely *Geometric Pattern* [49, 55, 57, 81], *Decorative Pattern* [38, 109, 115], and *Sawtooth Pattern* [55, 57, 106, 108]. *Geometric Pattern* was composed of shapes formed by the ultimate abstraction of points, lines, and

planes. *Decorative Pattern* was used to enhance or embellish specific patterns or the overall composition of a paper-cutting. *Sawtooth Pattern* was a distinct and important pattern in paper-cutting, used to convey texture and layering in objects while also serving as decoration for various patterns. However, these three aspects partially overlap in both shape and function. To address this, we adopted the concept of *Unit Pattern* [38, 115], representing the fundamental unit in paper-cutting, to ensure the codebook remained mutually exclusive. Thus, *Geometric Pattern* and *Sawtooth Pattern* were identified as sub-categories of *Unit Pattern*, and *Decorative Pattern* was defined as one of *non-Unit Patterns* with decorative functions.

In the inductive coding process, OpenCV extracted 63,452 cut-outs (i.e., *Unit Patterns*) from 140 paper-cuttings (subsection 4.1), and 1,269 cut-outs (2%) were randomly sampled from them. The first author open-coded 635 cut-outs and 70 paper-cuttings, both randomly selected at 50%, similar to the previous process in subsection 4.2, referring to pattern knowledge [39, 87, 112, 115]. Ambiguities in instance-level annotation were resolved using the method outlined in subsection B.3. For example, the classification of the

Table 2: Definition and examples of pattern categories and subcategories derived from content analysis.

Category	Subcategory	Definition	Examples
Unit Pattern [38, 115]	Geometric Unit Pattern	Independent units based on abstract geometric glyphs that can be integrated with other patterns in paper-cuttings [49, 55, 57, 81]	 Circle Pattern 圆点纹  Triangle Pattern 三角纹
	Semantic Unit Pattern	Independent units based on specific semantic glyphs that can be integrated with other patterns in paper-cuttings	 Crescent Pattern 月牙纹  Cloud Pattern 云纹
	Sawtooth Pattern	Specific independent units resembling sawtooth, formed by replicating various glyphs along a trajectory for depicting contour and light gradient in paper-cuttings [55, 57, 106, 108]	 Sawtooth Pattern 锯齿纹  Sawtooth Pattern 锯齿纹
Composite Pattern	Primary Composite Pattern	Composite patterns made up of multiple unit patterns that serve as the primary objects for expressing themes in paper-cuttings	 Dragon Pattern 龙纹  Horse Pattern 马纹
	Decorative Composite Pattern	Composite patterns made up of multiple unit patterns that decorate primary objects in paper-cuttings [38, 109, 115]	 HUI Pattern 回字纹  Endless Knot Pattern 盘长纹

plum blossom pattern as either primary or decorative was challenging. After the single expert-guided discussion, all five experts agreed it is primarily decorative and rarely used as a main subject. Through two rounds of expert discussions and iterations (the detailed information of each round is shown in subsection B.2.2), a taxonomy of patterns was established (Table 2), consisting of two categories: *Unit Patterns* and *Composite Patterns* (i.e., *non-Unit Patterns*). In addition, two new subcategories were introduced: unit semantic patterns and composite primary patterns. *Unit patterns* include 25 different patterns (8 geometric units, 12 semantic units, and 5 sawtooth patterns). *Composite patterns*, which represent the primary content of paper-cuttings, are formed by combining unit patterns and include 42 different patterns (8 decorative composite patterns and 34 primary composite patterns). The first author annotated the remaining 70 paper-cuttings and 634 cut-outs, and validated taxonomy (Figure 13). All the names and examples of the 25 specific *Unit patterns* and 42 specific *Composite patterns* are provided in the supplementary material for detailed reference. These labeled patterns serve as both a repository of domain knowledge and ground truth datasets in section 6.

5 Design Goals

Based on the findings from the semi-structured interviews and content analysis, we identified three design goals (Figure 1 (C)) for developing a GenAI-aided system that supports users in designing a paper-cutting where explicit elements align with implicit meanings:

DG 1. Factor-oriented Guidance for Ideation. This goal aims to help users efficiently transform abstract intent into structured descriptions (C1). The system guides ideation by focusing on four key factors, providing detailed content based on

the selected factors to suggest related content for creatively shaping the final idea (C2).

DG 2. Reference-based Exploration for Composition For each compositional action, the system based on domain knowledge suggests related content as the reference. Users can explore these design references for creative self-selection and arrangement of contours and patterns extracted from reference (C3, C4).

DG 3. Controllable and Editable Design with Recommendation The recommendations provided by GenAI are integral to DG 1 and 2. These suggestions can ensure diversity to foster creativity while maintaining rationality and relevance, thereby preventing users from being misled or overwhelmed during exploration (C4). Furthermore, users are able to edit selections of unreasonable or partially reasonable ideas and compositions, allowing them to incorporate desired elements into their designs and complete the entire design process (C5).

6 HarmonyCut

Drawing from the design space and the derived design goals, we introduced a two-component pipeline (Figure 2) to guide the development of HarmonyCut (Figure 3), a GenAI-aided design prototype system. This system can assist users in designing paper-cuttings by allowing them to explore and edit related references, such as knowledge, existing paper-cutting works, and patterns, ensuring alignment with both visual form and cultural meaning. HarmonyCut consists of two main components in the pipeline, corresponding to stages in the GenAI-aided paper-cutting design workflow: ideation (DG1) using LLMs and composition (DG2) employing Text-to-Image models Figure 2. Each component is connected to the

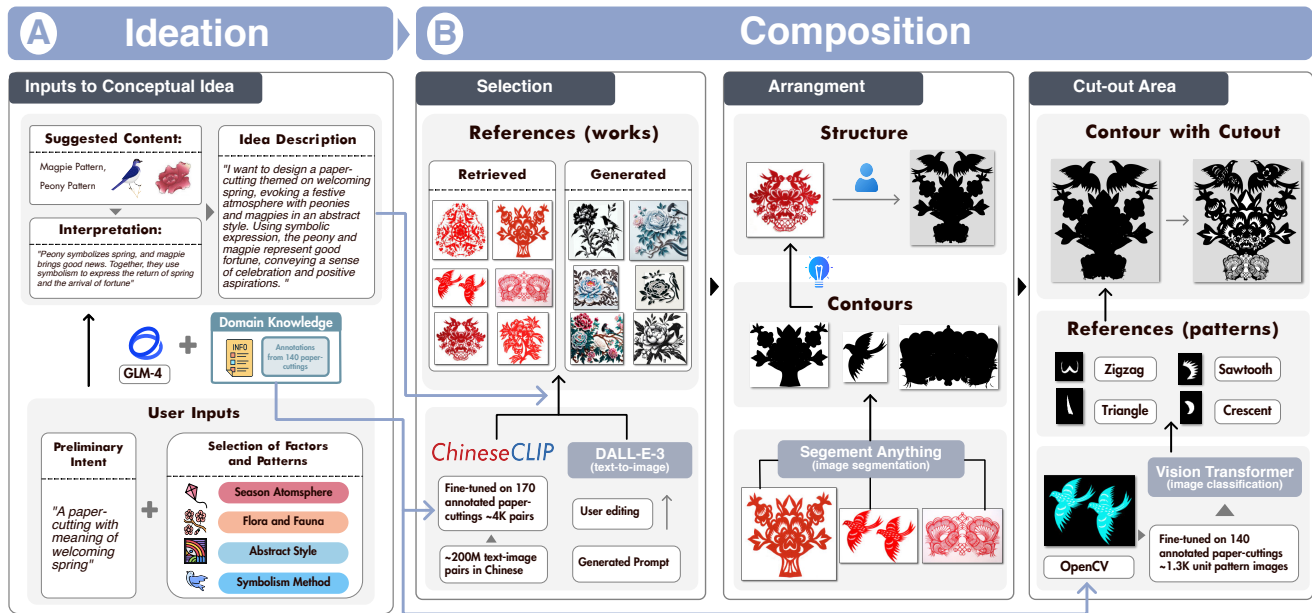


Figure 2: The pipeline consists of Ideation and Composition components, structured around the summarized workflow and design space. The Ideation component offers knowledge-based guidance, allowing designers to explore and select content that aligns with their intent to form ideas. These ideas are then fed into multi-modal models within the Composition component, which retrieves and generates related content as references. This exploration of references empowers users to arrange reference and plan cut-out areas, facilitating the composition of their own paper-cutting designs.

domain knowledge base we have summarized and supports editing and iteration, thereby enhancing the controllability of the design process (DG3).

6.1 Ideation Component

Based on the paper-cutting design space we summarized, which includes taxonomies of ideation factors and the pattern, along with annotation information from 140 works grounded in this design space, we leverage the robust language understanding and reasoning capabilities of GLM-4 [32], an LLM that supports the construction of specific knowledge bases. By integrating these annotations, 140 paired question-answering prompt templates derived from these annotations, and the design space as domain knowledge for the model’s few-shot learning, users can input their preliminary design intent in text and specify the design factor types that meet their needs (Figure 2). This enables the system to initially provide content recommendations, knowledge, and interpretations derived from both the model and annotations, based on the user’s input within the context of our design space. For example, if a user selects the expression method “*symbolism*,” HarmonyCut not only suggests relevant objects and patterns but also provides their symbolic meanings, allowing users to verify alignment with their intent. This approach ensures coherence between form and connotation. It not only facilitates the development of users’ design ideas but also deepens their understanding of valuable connotative insights. Through a three-step exploration process including factor selection, suggested content, and knowledge exploration, users ultimately form a textual description of ideas.

6.2 Composition Component

The composition component aims to guide the user to explore the reference and translate the user’s conceptual idea into visual form with a mood board. It encompasses three fundamental stages: related content selection, interested and inspired content arrangement, and cut-out area layout. All elements in the mood board are presented in SVG format, enabling flexible configuration and editing, including operations such as grouping, flipping, and copy-pasting, which accommodate user preferences and design needs.

6.2.1 Selection. To ensure the quality of paper-cutting references, we employed advanced multi-modal models for retrieval and generating, enabling the system to maintain and reflect the intricate style and thematic relevance of Chinese paper-cutting. To retrieve related paper-cuttings as references, we used the Chinese version of CLIP [69, 100], initially pre-trained on approximately two million text-image pairs. We fine-tuned this model using our annotated dataset of 4,031 text-image pairs, derived from 140 annotated paper-cuttings as detailed in section 4. Following 30 epochs of training with 80% of the dataset and validation on the remaining 20%, the fine-tuned Chinese CLIP achieved recall@1 of 63.46%, recall@5 of 87.24%, and recall@10 of 94.93% on the validation set. These metrics demonstrate that the model effectively maintains the relevance between idea descriptions and paper-cutting references. To prevent cognitive overload and enhance user navigation within the exploration process, HarmonyCut is designed to retrieve the top 20 most relevant paper-cuttings as references. To generate images that are more rational and reflective of the Chinese paper-cutting

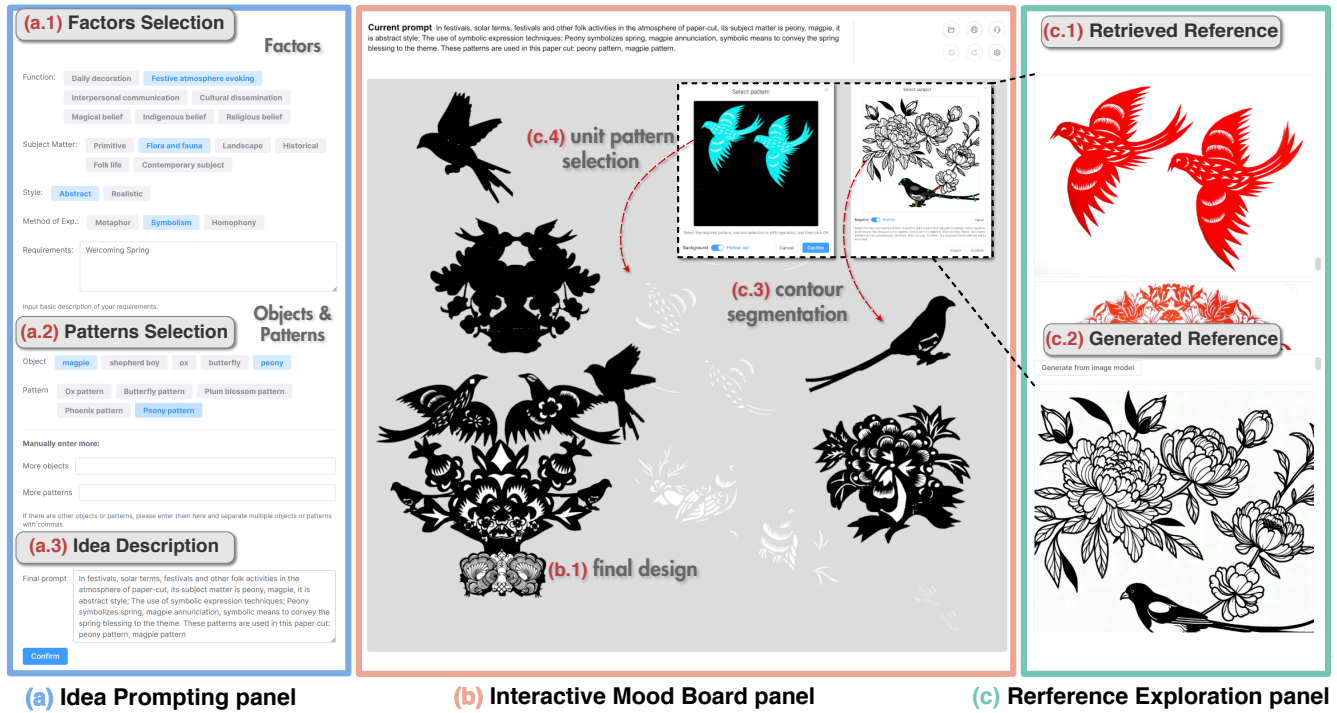


Figure 3: The interface of HarmonyCut supports user creative paper-cutting design through several panels with guidance and exploration. (a) In the Idea Prompting panel, the system guides users through idea navigation using four factors: function, subject matter, style, and method of expression. It also provides related patterns with interpretations. Users can select suggested content that aligns with their intent or manually edit ideas. (b) The Interactive Mood Board panel allows users to arrange all references, including contours and patterns, for composition. (c) In the Reference Exploration panel, users explore system-suggested content, both retrieved and generated, to select contours and plan pattern layouts, thereby gaining ideas for their paper-cutting designs.

style using DALL-E-3, prompts can be automatically generated from a carefully crafted template based on object requirements or be edited by the user to include more specific requirements. All paper-cutting works, including both retrieved and generated content, are displayed within the same panel as shown in Figure 3 (c) to facilitate user exploration.

6.2.2 Arrangement. Upon exploring and selecting idea-related references, the composition stage necessitates the precise spatial arrangement of paper-cutting contours. Segment Anything Model (SAM) [44], with its visual prompt points, enables the accurate segmentation of these contours, allowing users to extract content effortlessly. HarmonyCut provides the functionality for users to click on objects and backgrounds, using two labels to prompt segmentation according to their preferences, which is illustrated in the “contour segmentation” of Figure 3. Then, all extracted contours, whether used as design material for combination or as design reference to inspire ideas, are converted into SVG format to facilitate subsequent interactions, and they are compiled within HarmonyCut’s central mood board, enabling users to explore various potential combinations of the selected content.

6.2.3 Cut-out Area. As key elements of paper-cutting, these patterns contribute to the unique symbols and styles characteristic of this hollowed-out art form. Each individual varies in the types of patterns used, as well as the density and intricacy in depicting textures, light, and lines. Therefore, the design of pattern layouts is particularly important, as it represents the designer’s own unique style. To effectively plan cut-out areas, it is crucial to extract patterns from paper-cuttings and provide users with insights akin to those offered in the ideation component, where an LLM interprets suggested composite patterns. This requires two primary preprocessing tasks: unit-pattern extraction and classification, which is shown in Figure 2. In the preparation of unit patterns for paper-cutting design, we begin by extracting these patterns as masks using OpenCV⁷. These masks are then converted into SVG format, which facilitates the subsequent integration of contours and unit patterns. This process is vital for recognizing and employing the basic elements that contribute to composite patterns. Unlike standalone designs, these elements emphasize the content and texture of paper-cutting works. By utilizing SVG-formatted patterns, the system ensures the preservation of the unique symbols and styles inherent to this hollowed-out art form. To improve pattern

⁷<https://github.com/opencv/opencv>

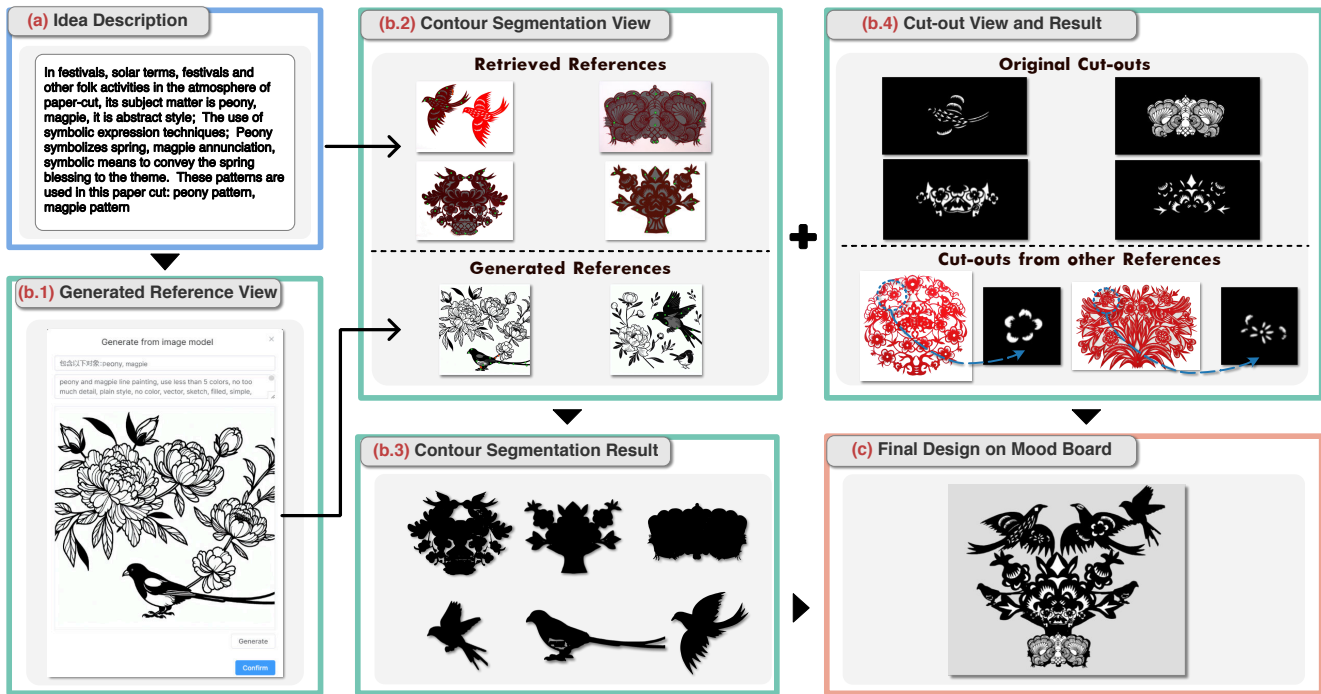


Figure 4: The detailed process of design with each view and result in HarmonyCut. (a) The idea description from the former ideation. (b.1) The reference generation view based on the prompt; (b.2 and b.3) the contour segmentation view for the selected references and their contours; (b.4) cut-outs from original or other paper cuttings used in the design. (c) The final design is displayed on the mood board.

recognition and utilization, we fine-tuned the Vision Transformer (ViT) [22] with 1,279 annotated unit patterns and labeled all 63,452 unit patterns from 140 paper-cuttings. This resulted in achieving 71% precision, 60.43% recall@1, and an F1 score of 63.20% on the validation dataset, thereby enhancing the model’s ability to effectively identify patterns and support the overall design process.

6.3 User Scenario

In HarmonyCut, the components aligned with the design workflow and the goals are arranged within a three-panel interface, with the primary mood board centrally positioned, as illustrated in Figure 3. To demonstrate our system, we present a scenario [28, 47] involving a persona, Tom, a paper-cutting enthusiast who is skilled in cutting but less experienced in composition. Tom uses HarmonyCut to generate ideas and translate them into visual representations for his design task. With the “Spring Art Exhibition” approaching at his school, he hopes to leverage HarmonyCut to design a paper-cutting-themed piece called “Welcoming Spring” and improve his composition skills.

6.3.1 Guide User Ideation with Suggestion. To get some ideas from our system, Tom first input his rough intent of design as “*paper-cutting with meaning of welcoming spring*”, function as *evoking a festive atmosphere*, subject matter as *flora and fauna*, style as *abstract*, and expression method as *symbolism* to system in Figure 3 (a.1). HarmonyCut displays objects and patterns related to his intent,

including peony, magpie, butterfly, Phoenix, etc. (Figure 3 (a.2)), as well as the background, structure, common combinations with other patterns, and their corresponding meanings for each recommended pattern. Among the recommended options, Tom still believed that the magpie and peony, two of the most commonly used elements, best suit the design theme. He realized that with this subject, creativity will largely depend on the composition, which is his weak point. Therefore, he prefers to explore others’ compositions to guide his design. He then finalized the editable idea description (Figure 3 (a.3)) and clicks the “Confirm” button.

6.3.2 Exploration on Related Design Reference. As Tom confirmed his final idea description, the Reference Exploration panel (Figure 3 (c)) provides two parts of related paper-cutting suggestions, including retrieved and generated paper-cuttings from models. In Figure 3 (c.1) view, Tom first found a reference that inspired him on how to structure his composition (two symmetrical birds and a potted flower, as shown in Figure 2 (B)). Thus, he explores other magpies and potted flowers as the composition elements. Meanwhile, Tom also came across a symmetrical baby chicken paper-cutting Figure 2 (B) among the suggestions, which inspired him to combine the baby chicken design with the potted flower and magpie paper-cutting. He envisioned using the fresh, lively image of the baby chicken to symbolize the arrival of spring. As a result, this baby chicken paper-cutting was also selected. Then,

Tom browsed paper-cutting images generated by DALL-E-3 (Figure 3 (c.2) and Figure 4 (b.1)). Although these images had a strong traditional style and sense of design, Tom had selected an *abstract* style and *paper-cutting image* in the ideation stage, the model kept generating images in traditional Chinese painting or realistic styles, even after he tried adjusting the input prompts. Nevertheless, he found the compositions of these images quite interesting, particularly the idea that “*peonies are blossoming on the back of the magpie.*” Additionally, Tom felt that the patterns used in the magpie paper-cutting (Figure 3 (c.4)) he selected—such as the contours, feathers, and eyes—were too simplistic. As a result, he extracted various sawtooth patterns from other retrieved works (Figure 4 (b.4)).

6.3.3 Mood Board with Contour and Cut-out. Based on the references Tom explored in the previous step, he first used SAM by adding visual prompts to segment both the paper-cutting that served as his source of inspiration and the paper-cutting contours he wanted to use as compositional elements (Figure 4 (b.2-3)). He placed these onto the mood board canvas. Following the composition of the reference artwork that inspired him, he duplicated and flipped the magpie he selected, symmetrically positioning the two magpies over another potted flower paper-cutting. He then placed the contour of the symmetrical baby chicken paper-cutting, previously selected, at the bottom of the entire design. For the patterns in the paper-cutting design, Tom drew inspiration from the generated images where flowers blossom on birds. He extracted the sawtooth patterns from other paper-cutting works in Figure 4 (b.4), selecting four sawtooth patterns to form a plum blossom pattern, which he placed on the right magpie (Figure 3 (c.1)). Finally, after arranging all the patterns he wanted to add, he completed the final design, shown in Figure 3 (b.1).

6.4 Implementation Details

Our system utilizes a Flask⁸-based back-end, integrated with the GLM-4 APIs for text processing and DALL-E-3 for paper-cutting image generation. The front-end is built using Vite + Vue, with additional support from Element Plus for UI components, Pinia for state management, and Tailwind CSS for styling. A fine-tuned CLIP model for multi-modal retrieval, ViT-base-16 and RoBERTa-wwm-base are used for visual and text encoding. For image segmentation, we extended the segment-anything-web UI⁹ framework, which enables extraction and manipulation of image components. The backend supports the use of SAM-ViT-base¹⁰ [44] by default, with flexible configurations for alternative models. Additionally, a fine-tuned pre-trained ViT (ViT-base-16, pre-trained on ImageNet-21k) is employed for unit-pattern classification. The frontend supports dynamic SVG manipulation and bitmap-to-SVG conversion using Fabric¹¹ and Potrace¹² libraries. We also implemented custom features such as object dragger and pattern editor, integrated with the overall canvas design interface. The related datasets, comprising 140 paper-cutting images, 4,031 text-image pairs for fine-tuning the multi-modal retrieval model and 1,279 annotated images for

fine-tuning the unit pattern recognition model, are detailed in the supplementary material.

7 Evaluation

We conducted a within-subjects user study with sixteen participants and an expert evaluation involving three Chinese paper-cutting experts. The objective was to assess HarmonyCut’s usability in paper-cutting design and to validate the proposed design workflow. Then, we interviewed participants to evaluate whether HarmonyCut enhances creativity and facilitates the design process. Insights from the expert interviews highlighted how the system addresses challenges in paper-cutting design and identified areas for improvement. In contrast, the baseline tool utilized the same GenAI models as HarmonyCut along with their respective official web interfaces of GLM-4¹³ and DALL-E-3¹⁴. However, It lacked the domain-specific knowledge (i.e., annotated paper-cuttings and fine-tuned models) and the direct editing capabilities incorporated into HarmonyCut. Consequently, users of the baseline tool had to manually input text for design ideation with GLM-4 and generate final designs by crafting their own prompts for DALL-E-3.

7.1 Participants

We recruited 16 participants (6 females and 10 males; age $M=23.94$, $SD=7.08$) through online postings on various social media platforms. To ensure HarmonyCut could meet design goals from the formative study, participants were selected based on similar criteria for expertise in paper-cutting and GenAI. The group included 1 paper-cutting master (U7), 2 practitioners (U2, U8), 3 amateurs (U5, U14-U15), and 10 novices (U1, U3-U4, U6, U9-U13, U16). Regarding GenAI expertise, there were 12 knowledgeable users (U1-U6, U9-U10, U13-U16) and 4 novices (U7-U8, U11-U12). The three Chinese paper-cutting experts (E1-E3) were recruited from social video platforms, each having more than 20, 40, and 20 years of experience in designing, creating, and teaching paper-cutting. They are also recognized as ICH inheritors. The detailed information of the participants is shown in Table 6 and each participant received 100 CNY (approximately 14 USD).

7.2 Procedure and Measures

In the user study procedure, participants were tasked with designing a paper-cutting that aligned with the provided design themes, such as “Welcoming Spring” or “Health and Longevity.” Initially, participants are given a 5-minute introduction to the study and its background. For each tool (HarmonyCut or the Baseline), participants underwent three stages: a 15-minute session for tool instruction and task description, a 30-minute period to complete the design task using the respective tool, a 5-minute session to complete a questionnaire, and a 10-minute period for free exploration with the tool. A 5-minute break was scheduled between sessions for each tool. After both experiments, a 15-minute semi-structured interview was conducted. The order of tool usage and tasks was counterbalanced to negate sequence effects on the results. The example outputs generated by participants with varying levels of expertise are presented in Figure 5.

⁸<https://flask.palletsprojects.com>

⁹<https://github.com/Kingfish404/segment-anything-webui>

¹⁰<https://github.com/facebookresearch/segment-anything>

¹¹<https://fabricjs.com/>

¹²<https://potrace.sourceforge.net/>

¹³<https://chatglm.cn/>

¹⁴<https://chatgpt.com/>

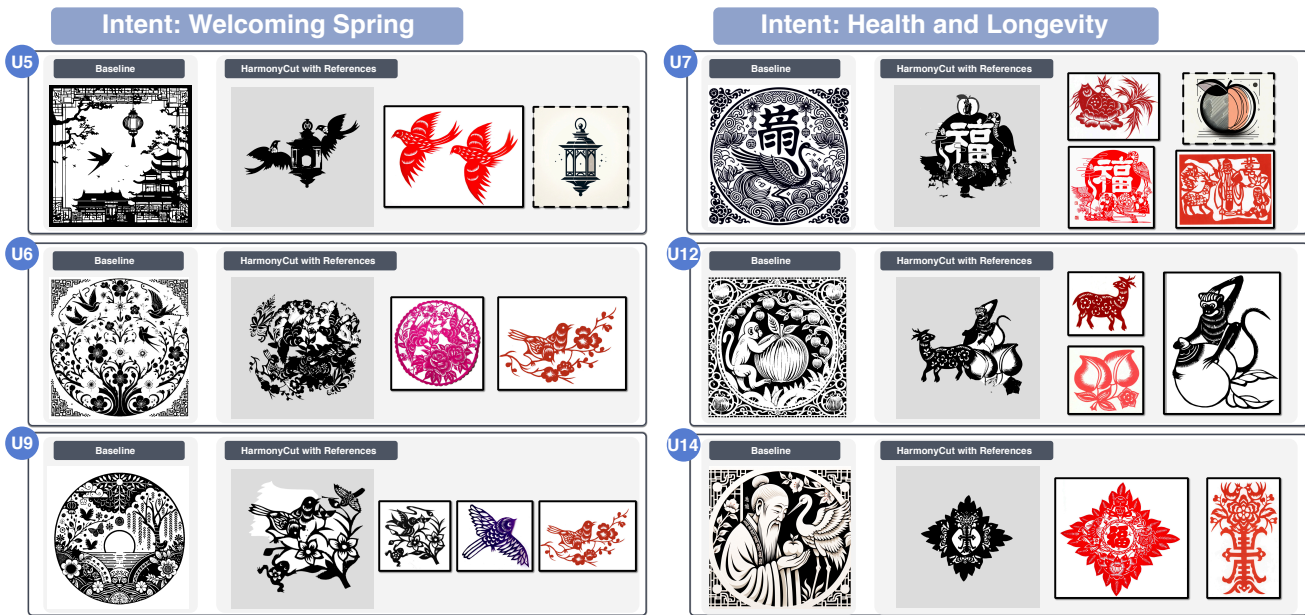


Figure 5: The 6 paper-cutting design examples were created by the 6 participants in the user study. All solid references are retrieved, while dashed references are generated.

To validate the design workflow integrating paper-cutting knowledge with HarmonyCut, participants completed a questionnaire after each session, resulting in two submissions per participant. The questionnaire included three 6-point Likert scale questions focused on design goals: (1) ideation guidance, asking if the tool helps generate ideas; (2) exploration with reference, asking if the tool supports broad exploration for design, complementary to the Exploration measure in CSI; and (3) editing flexibility, questioning if the tool allows sufficient editing flexibility. Additionally, the questionnaire incorporated the CSI [14] (0-10 scale) and NASA-TLX [35] (0-20 scale) to evaluate usability regarding creative support and perceived workload.

Prior to the expert interview, each expert was asked to prepare a design intent. During the interview, experts received a 15-minute introduction and system walk-through, including a specific design task. After learning how to use HarmonyCut for the paper-cutting design task, experts were given 30 minutes to create a paper-cutting based on their prepared design intent. After the design session, an interview was conducted on three topics adapted from Xu et al.[95] (Table 3), each with two questions to gather feedback.

Table 3: Questions during expert interviews from 3 topics.

Topic	Question
Culture	Does HarmonyCut's suggested content align with its cultural meaning?
	Can HarmonyCut help the public better understand paper-cutting knowledge?
Creativity	Does HarmonyCut's guidance limit or enhance your creativity?
	What aspects of HarmonyCut inspire new creative ideas?
Improvement	What are your thoughts on human-AI collaborate design systems?
	Where can HarmonyCut be improved?

7.3 Results

Based on the qualitative and quantitative data collected from both studies, we found that HarmonyCut effectively facilitates the generation of creative ideas through guided support. It aided participants in exploring valuable related references and allowed them to incorporate their own creative ideas into the paper-cutting design process.

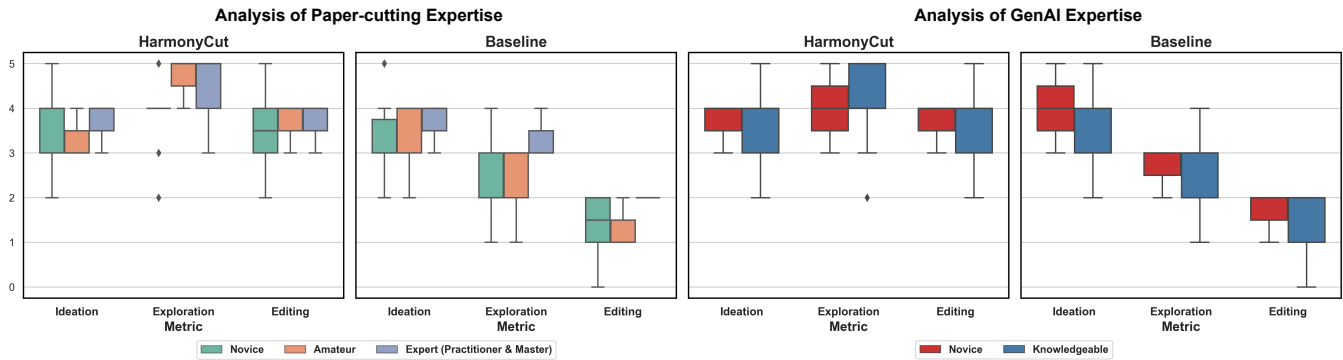
To assess whether each design goal was achieved within HarmonyCut and whether the system effectively addressed the challenges associated with these goals in the design process, we first analyzed the questionnaire data in the user study. Considering the small sample size ($N=16$) and the ordinal nature of the data, we employed a Wilcoxon signed-rank test to compare the differences between HarmonyCut and the baseline tool. Although Table 4 showed that the average performance across most metrics is better than the Baseline, participants had varying levels of expertise. Therefore, we also analyzed their opinions of the two tools based on their paper-cutting and GenAI expertise levels (in Figure 6,7,8). Subsequently, we gathered feedback from the user study and the expert interview.

7.3.1 Ideation with Guidance. Regarding the first design goal, factor-oriented guidance for ideation, as shown in Table 4, while the results for ideation were not statistically significant, the average scores indicated that participants perceived HarmonyCut as providing better support for their **Ideation** process (HarmonyCut: $M=3.563$, $SD=0.727$ / Baseline: $M=3.375$, $SD=0.957$). Additionally, the NASA-TLX results revealed that participants experienced a significantly lower **Mental** workload when using HarmonyCut ($M=14.250$, $SD=11.958$ / Baseline: $M=23.625$, $SD=16.931$ / $P=0.026^*$,

Table 4: Survey results of participant opinion about design goals, NASA-TLX questionnaire, and Creativity Support Index.

Indicator		HarmonyCut		Baseline		P
		Mean	SD	Mean	SD	
Survey related to design goals	Ideation	3.563	0.727	3.375	0.957	0.472
	Exploration	4.125	0.885	2.563	0.892	0.0029**
	Editing	3.625	0.806	1.438	0.727	0.00003***
NASA-TLX	Mental	14.250	11.958	23.625	16.931	0.026*
	Physical	16.813	19.641	7.625	12.447	0.046*
	Temporal	24.625	22.102	16.688	14.858	0.460
	Performance	18.875	13.837	39.750	23.345	0.0041**
	Effort	25.438	13.008	12.188	7.458	0.0045**
	Frustration	18.625	19.328	30.125	28.477	0.157
	Overall Load	7.908	2.980	8.667	2.805	0.562
	Enjoyment	27.125	18.395	23.438	14.660	0.562
	Exploration	54.250	26.055	37.563	23.218	0.073
Creativity Support Index	Expressiveness	55.375	16.552	34.250	18.724	0.0076**
	Immersion	30.688	17.621	20.750	15.902	0.074
	Results Worth Effort	52.313	22.934	42.375	28.577	0.222
	CSI	73.250	14.283	52.792	19.734	0.0013**

* $p < 0.05$; ** $p < 0.01$; *** $p < 0.001$

**Figure 6: Sixteen participants ratings the design goals questionnaire across different expertise levels on paper-cutting and GenAI.**

$W=21.0$) compared to the Baseline. This suggests that HarmonyCut’s guided ideation, facilitated by factor-based options, effectively supported users during the ideation stage, especially for tasks requiring mental effort.

Furthermore, participants noted that the baseline tool tended to recommend overly broad information or required iteration, making it challenging to decide on an idea. As U3 mentioned, “I gave a vague description and had to spend time filtering suggestions.” In contrast,

HarmonyCut’s selection of factors and suggested content helped users understand paper-cutting knowledge through introductions and interpretations. U5 highlighted this advantage, stating, “HarmonyCut provided relevant patterns, each with explanations of their meaning and how they fit the design purpose.” Meanwhile, in the expert interview, E1’s responses to questions 1 and 2 on the cultural topic, given E1’s many years of experience teaching paper-cutting, align with U5’s points: “Aligning suggested form and meaning is

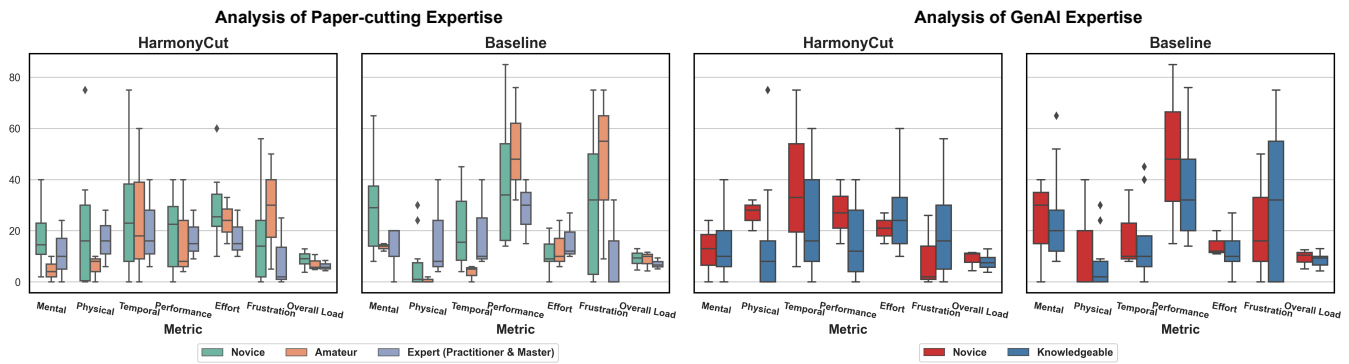


Figure 7: Sixteen participants ratings to the NASA-TLX perceived load questionnaire across different expertise levels on paper-cutting and GenAI.

not enough for understanding. It is through interpretation that users can really grasp the content and, in turn, find inspiration during the learning process.” This guidance aided users in the ideation process, helping them quickly construct initial ideas and comprehend the rationale behind their choices, as U3 concluded, “This helped me quickly construct initial ideas and understand their choices.”

In addition, to evaluate how DG1 addresses C2 in section 3, we collected expert feedback on creativity and culture during the interviews. All three experts agreed that the factors-oriented guidance did not limit their creativity. They also acknowledged that a system supported by domain knowledge, which enhances understanding through explanations, was highly beneficial for learning about paper-cutting traditions from different regions and cultures, aiding in innovative ideation.

7.3.2 Reference Exploration. The results indicated that HarmonyCut significantly enhances the exploration process, as reflected in the **Exploration** measure in design goal questionnaire (HarmonyCut: $M=4.125$, $SD=0.885$ / Baseline: $M=2.563$, $SD=0.892$ / $p=0.0029^{**}$, $W=9.0$). Besides, HarmonyCut’s **Exploration** score in the CSI was higher than that of the baseline tool (HarmonyCut: $M=54.250$, $SD=26.055$ / Baseline: $M=37.563$, $SD=23.218$). These results suggested that HarmonyCut supports a more diverse and creative exploration compared to the Baseline.

Several participants provided insightful feedback. U4 and U8 both noted that the “Baseline system tended to return similar results, regardless of input changes, limiting creative exploration.” In contrast, U5 highlighted that “HarmonyCut’s combination of design retrieval and idea-based generation allowed for more efficient exploration.” This approach helped avoid the pitfalls of inconsistent generative results while offering a broader creative scope than relying solely on retrievable data. To analyze based on participants’ varying levels of expertise, we found that U7, a master of paper-cutting (Figure 6, Figure 8), felt that the exploration feature offered the same capability as the Baseline (**Exploration** in Design Goal: HarmonyCut=4, Baseline=4; **Exploration** in CSI: HarmonyCut=16, Baseline=16), stating: “I’ve seen quite a lot of paper-cuttings. The additional retrieval function in HarmonyCut did not significantly enhance the sense of exploration.” Interestingly, U7 was recently invited to design a government-themed paper-cutting piece. Seeking

inspiration, U7 reviewed realistic paper-cuttings of steel factories retrieved by HarmonyCut in the free exploration session. Using these as references, along with HarmonyCut’s generative model to explore common themes related to steel factories, U7 noted that “Although the exploration content is limited due to the restricted dataset, reference-based exploration did help me with composition. Also, using the system saved me a lot of time compared to sketching, while the Baseline was almost useless for planning the cut-out layout.” (**Temporal Load**: HarmonyCut=6, Baseline=10). For participants with varying expertise levels in both paper-cutting and GenAI, HarmonyCut was generally perceived to enhance exploration capabilities, as illustrated in Figure 6 and Figure 8.

7.3.3 Editing with Effort. For content editing, HarmonyCut supports segmentation based on the contours of composite patterns, extraction of unit patterns, and retrieval of related works. In contrast, the baseline tool only allows output adjustments through input modifications. The results indicate that participants generally perceived HarmonyCut as offering more flexible **Editing** capabilities compared to the baseline, enhancing controllability (HarmonyCut: $M=3.625$, $SD=0.806$ / Baseline: $M=1.438$, $SD=0.727$ / $p=0.00003^{***}$, $W=0$) through user interaction rather than relying solely on model outputs. Furthermore, although the results for **Enjoyment** were not statistically significant (HarmonyCut: $M=27.125$, $SD=18.395$ / Baseline: $M=23.438$, $SD=14.660$), some participants expressed enjoyment in editing their designs using our system. Moreover, despite being knowledgeable about GenAI and using prompt engineering to enhance outputs, some participants argued that the lack of control in the baseline tool hindered design. Furthermore, some participants attributed the improved ability to **Express** ideas with HarmonyCut (HarmonyCut: $M=55.375$, $SD=16.552$; Baseline: $M=34.250$, $SD=18.724$; $p=0.0076^{**}$, $W=13.0$), compared to the Baseline, to its controllable editing support. For instance, U6 remarked, “The inability to directly edit the output and the uncontrollable reasoning process made it difficult for me to enjoy the design experience.” U14 also mentioned about “Especially for content related to Chinese characters, the Baseline often fails to meet the requirements, generating some meaningless stroke combinations. By comparison, I still prefer a controllable design process to express my idea.” To the expert interview, E3 noted that “the ability to edit undesirable parts of the

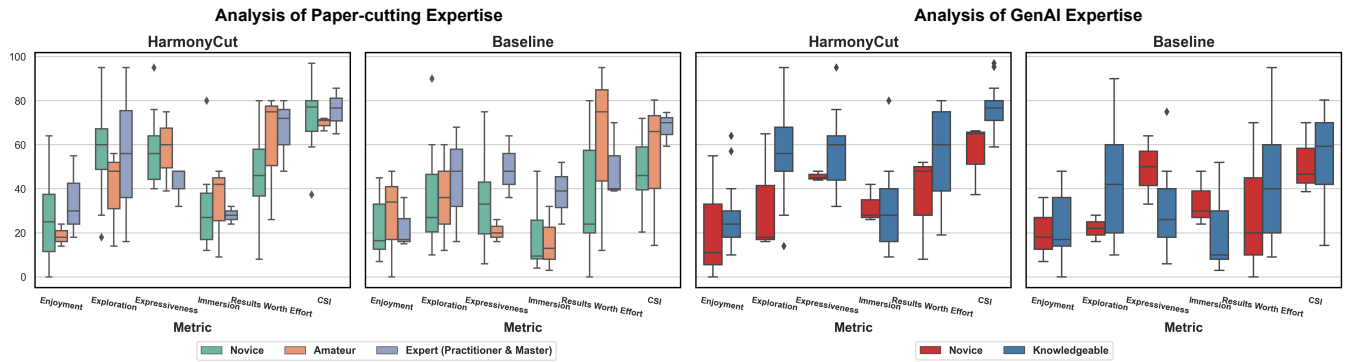


Figure 8: Sixteen participants ratings on the Creative Support Index questionnaire across expertise levels in paper-cutting and GenAI.

generated image is a critical function in HarmonyCut, improved the controllability issue of GenAI.”

7.3.4 Design Process and Design Performance. Chinese paper-cutting embodies a fundamental connotation: the aspiration for a better life. This connotation is directly expressed through the selection of content and composition, which serve as key considerations in the creative process [3, 48, 54]. Experienced paper-cutting educators (E1-E3) also consistently emphasized the importance of training students to choose appropriate content and develop effective compositions as a critical aspect of learning paper-cutting. Consequently, integrating support for these aspects into the design process is essential. This was partially reflected in the **Performance** (HarmonyCut: $M=18.875$, $SD=13.837$ / Baseline: $M=39.750$, $SD=23.345$ / $p=0.0041^{**}$, $W=9.5$) cross users with different levels of expertise. Experts recognized HarmonyCut in Figure 7 as effective in supporting reference selection and composition. Novices acknowledged the system’s **Performance** (Figure 7) and additionally reported a more **Immersive** experience (Figure 8) during the design process. Notably, U3, U9, and U13, as young novices, emphasized that the design process in HarmonyCut not only helped them learn the knowledge of paper-cutting but also sparked a deeper interest in the craft. Such knowledge sharing and interest of the young generation play a role in influencing the preservation and transmission of ICH [1, 61], like paper-cutting. Nevertheless, beyond initial interest, long-term accumulation and profound knowledge are necessary to foster creativity and innovation, ensuring the inheritance and vitality of ICH, as also discussed in subsection 7.3.5.

7.3.5 System Limitations. Based on feedback from participants in the user study and expert interviews, we have summarized the current limitations of the system, which are also discussed in subsection 8.3 with future directions:

Cultural Knowledge Diversity: While the current design space is relatively comprehensive, given the diversity of cultural knowledge, especially in profound folk arts like paper-cutting. Thus, there is room for further expansion of labeled data, including the taxonomy and recommended reference (proposed by E1). Continuously enriching the dataset will ensure the design space remains reasonable and that the paper-cutting knowledge and explanations provided by the model are more accurate. This is an ambitious and ongoing

effort. U7 made a similar suggestion, pointing out that the collected and annotated paper-cutting data still needs to be expanded, as the bottleneck appears to lie in the data. Expanding this dataset would improve the usability of HarmonyCut.

Effort-Intensive Design Process: Although the contour + pattern approach enhances the flexibility of the design process, it requires more effort compared to simply inputting text and receiving generated images (U1-U2, U4, U10-11). Users need to invest time in image segmentation and pattern selection. This trade-off is reflected in the NASA-TLX results, where HarmonyCut shows a lower **Mental** load but significantly higher **Physical** load and **Effort** compared to the baseline (Table 3). However, balancing these factors is essential. **Imitation and Creation in Design:** Although HarmonyCut is considered significantly more expressive in subsection 7.3.3, U7 and U8 (Figure 8) found its expressiveness limited, attributing this to the restricted reference list and lack of more types of editing tools, which they felt constrained their expertise. Besides, some novice users, on the other hand, overly relied on the recommended references for their designs, leading to imitation issues. From another perspective, E1, E2, and Lin [54] emphasized that reference-based imitation is, to some extent, a necessary step in the creative process. In their teaching practices, students were required to engage in extensive imitation to acquire relevant knowledge, develop skills, and draw inspiration (subsection 7.3.4), which was align with the view of Okada et al. [66]. Paper-cutting design should extend beyond imitation, which serves as a foundational step in learning the craft. To foster creativity, it is essential to integrate new objects and meanings into the design process. Achieving this requires time, training, and experience, moving past the mere reuse of references to maintain creativity and drive innovation.

8 Discussion

We introduce the design space and workflow of paper-cutting and propose a novel GenAI-aided creativity support tool, HarmonyCut, which supports reference-guided exploration from ideation to composition of paper-cutting design. Based on our findings, we suggest some design implications for future creativity support tools.

8.1 Guidance and Reference in Different Context

As reflected in the findings and expert feedback from the evaluation (section 7), users' preferences and assessments of the system's features were influenced by their varying levels of expertise across different fields. Experts tended to favor more exploration, while novices, due to their lack of domain knowledge, preferred the system to make recommendations for them. Therefore, it is crucial to consider the differing workflows of users with varying expertise to support design. This ensures that users in different contexts can effectively use the system to support their design tasks. This approach is also supported by findings from previous research [94, 99, 114].

In the ideation process, experts typically have a clear design intent and seek comprehensive references to inspire creativity and refine their ideas. On the other hand, novices often struggle to effectively translate tasks into concrete ideas, making them more reliant on the system to guide them through the ideation process. Additionally, we observed that novices tend to imitate references rather than use them for creative ideation. Therefore, the system needs to provide explanations alongside the guidance to help them understand the underlying knowledge and design with that understanding. For experts, the focus is on providing references that are comprehensive to better support their advanced creative needs and ensure expressiveness. Due to the differing priorities of novice and expert users, experts may perceive GenAI as inadvertently constraining the creative design process, as also discussed in subsection 7.3.5. This constraint arises from the nature of GenAI-aided guidance and references, which are inherently linked to the dataset [19, 88] and may restrict creative outcomes to the dataset domain. U2 emphasized that paper-cutting, as a highly abstract form of expression, depends on distinctive personal styles to achieve creative results. However, outputs from GenAI with stereotypes may lead to stylistic homogenization. This not only limits the diversity of creative expression but also raises concerns about copyright [6, 75, 113].

Without proper guidance, novices can easily get lost in many suggestions, while experts can draw inspiration from more abstract references. For novices, more specific guidance helps them extract useful suggestions and apply them to their designs. In addition to the guidance and references provided in the system workflow, there are trade-offs in the controllability. On one hand, as an end-to-end model, GenAI results cannot be directly edited, requiring users to iteratively adjust their input, which limits controllability. On the other hand, our experiments revealed that while the system significantly improves editability and control, it also increases the physical and cognitive demands on users compared to simple text-based interaction. Therefore, future research should focus on finding a balance in GenAI-aided design and improving interaction methods to reduce these additional burdens while ensuring adequate control remains in the creative process.

8.2 Integrate the Cultural Knowledge with GenAI Support Creative Design

GenAIs have demonstrated strong capabilities in both language and visual understanding, allowing users to engage in the creative process through natural language input. However, in tasks involving abstract cultural and artistic design, these models often fail to

fully capture user intent, resulting in outputs that may not meet expectations. The findings from this study, alongside insights from previous research [17, 29, 63], highlight the limitations of GenAI in comprehending and interpreting cultural elements. To prevent these shortcomings from impeding creative support, it is essential to incorporate cultural knowledge into the models. Although large-scale data augmentation offers one possible solution, it is limited by both the scale and complexity of data collection. E1 emphasized that the taxonomy used to organize knowledge through design factors effectively captures a significant portion of paper-cutting knowledge.

However, the vast and intricate nature of cultural knowledge makes it impractical to rely solely on dataset expansion to improve GenAI's ability to support culturally relevant design. A more effective approach may involve structuring cultural content. Previous work in the field of painting [18] has attempted to extract vague concepts and process them individually, but these models often lack the abstract knowledge necessary, resulting in a disconnect between abstract ideas and concrete visual outputs. By structuring abstract content into design tasks and design spaces, models can generate more appropriate outputs for cultural art-related tasks.

In this study, HarmonyCut organizes the paper-cutting design process around factors and patterns, while Magical Brush uses symbols as fundamental elements in Chinese painting [95]. Similarly, template-based methods have been applied to dynamic shadow puppetry creation [101]. These structured approaches provide a foundational framework for complex and profound cultural knowledge, allowing models to better understand with cultural content, such as the visual selection and composition in HarmonyCut, partially bridging gaps in expertise and cultural background. This makes it possible for public users to access relevant knowledge, participate in cultural creative design, and even further develop expertise, as supported by the feedback from E1-E3 agreeing with the cultural aspects in Table 3, thereby engaging and supporting cultural communication while sustaining the vitality of cultural content such as ICH. While our structured approach, which relies on manual annotation and model fine-tuning, enhances the model's ability to understand cultural knowledge, it remains limited in achieving comprehensive coverage of large-scale knowledge, as further discussed in subsection 8.3.

8.3 Limitations and Future Work

Our work has several limitations that future work can address. First, the system currently does not support collaborative creation, although prior work has demonstrated that sharing mood boards [45, 46] can enhance the design process. Future work could explore GenAI-aided creativity in multi-user collaboration by implementing features that facilitate cooperative design. Second, despite efforts to recruit users with varying levels of familiarity with GenAI, the limited sample size in both formative and user studies resulted in insufficient diversity, affecting the generalizability of the design process. To enhance the system's adaptability, we plan to expand the scale of formative studies to validate and refine the design space and broaden user studies to include participants with more diverse backgrounds and expertise levels. This will help investigate how GenAI expertise influences the use of Creative Support Tools in

design. While the current design space is relatively comprehensive according to the evaluation results and feedback, as a folk art with a vast and profound nature, paper-cutting requires further expansion of labeled data to support a more exhaustive reference list. To ensure broader applicability of the design space, we will continue to update and expand the dataset to support more extensive and in-depth research into paper-cutting art. Additionally, the prototype system supports only 2D monochrome paper-cutting, which is the most prevalent form of Chinese paper-cutting. However, it does not accommodate multicolored paper-cutting. Our current system allows users to transition from their initial intent through ideation to finalizing the composition, ultimately resulting in the design of a paper-cutting piece. Creators can use this design directly as a guide to complete the final creation with knives or scissors. This advancement provides an opportunity to further explore the fabrication aspect, focusing on how tools can support the complete paper-cutting creation process, from design to physical realization.

9 Conclusion

This work systematically investigates the workflow and design space of paper-cutting with GenAI assistance. The research prototype, HarmonyCut, employs factor-oriented guidance for ideation and reference-based exploration for composition to address the challenges inherent in designing a paper-cutting. Our user study and expert interviews demonstrated that HarmonyCut enhances users' understanding of paper-cutting knowledge and assists in translating intent into ideas, as well as facilitating the rich exploration of references for paper-cutting composition, resulting in greater engagement and performance compared to the baseline. Feedback from participants validated the comprehension of the workflow and design space and highlighted future directions for improvement. We are eager to further extend the concepts within HarmonyCut to support the traditional art design process with GenAI assistance.

Acknowledgments

This research was partially supported by the National Natural Science Foundation of China (No. 62202217), Guangdong Basic and Applied Basic Research Foundation (No. 2023A1515012889), and Guangdong Key Program (No. 2021QN02X794). We thank all of our study participants for their insightful discussions, constructive feedback, and the dedication to the preservation and dissemination of paper-cutting. We acknowledge the partial use of a large language model (LLM), specifically ChatGPT, to assist in the writing process. The LLM was employed as a tool for polishing the manuscript to enhance the clarity and quality of the text.

References

- [1] Janice Affleck and Thomas Kvan. 2008. A Virtual Community as the Context for Discursive Interpretation: A Role in Cultural Heritage Engagement. *International Journal of Heritage Studies* 14, 3 (2008), 268–280.
- [2] Open AI. 2023. Introducing ChatGPT. <https://openai.com/blog/chatgpt>
- [3] Zhang Aili. 2021. Exploration of the Practical Teaching of the Artistic Thinking of Paper-cutting and the Basic Course of Formation. *Higher Education and Oriental Studies* 1, 4 (2021).
- [4] Barrett R Anderson, Jash Hemant Shah, and Max Kreminski. 2024. Homogenization Effects of Large Language Models on Human Creative Ideation. In *Proceedings of the 16th Conference on Creativity & Cognition* (Chicago, IL, USA) (C&C '24). ACM, 413–425. <https://doi.org/10.1145/3635636.3656204>
- [5] Hanxia Bai. 2003. *On the Stylistic Characteristics and Causes of Chinese Folk Paper Cutting Art*. Ph.D. Dissertation. China Central Academy of Fine Arts.
- [6] Federico Bianchi, Pratyusha Kalluri, Erin Durmus, Faisal Ladhak, Myra Cheng, Debora Nozza, Tatsunori Hashimoto, Dan Jurafsky, James Zou, and Aylin Caliskan. 2023. Easily Accessible Text-to-Image Generation Amplifies Demographic Stereotypes at Large Scale. In *Proceedings of the 2023 ACM Conference on Fairness, Accountability, and Transparency* (Chicago, IL, USA) (FAccT '23). ACM, 1493–1504. <https://doi.org/10.1145/3593013.3594095>
- [7] Tom Brown, Benjamin Mann, Nick Ryder, Melanie Subbiah, Jared D Kaplan, Prafulla Dhariwal, Arvind Neelakantan, Pranav Shyam, Girish Sastry, Amanda Askell, Sandhini Agarwal, Ariel Herbert-Voss, Gretchen Krueger, Tom Henighan, Rewon Child, Aditya Ramesh, Daniel Ziegler, Jeffrey Wu, Clemens Winter, Chris Hesse, Mark Chen, Eric Sigler, Mateusz Litwin, Scott Gray, Benjamin Chess, Jack Clark, Christopher Berner, Sam McCandlish, Alec Radford, Ilya Sutskever, and Dario Amodei. 2020. Language Models are Few-Shot Learners. In *Advances in Neural Information Processing Systems* (Virtual), H. Larochelle, M. Ranzato, R. Hadsell, M.F. Balcan, and H. Lin (Eds.), Vol. 33. Curran Associates, Inc., 1877–1901.
- [8] Qianqian Cao. 2023. The Historical Evolution and Modern Innovative Expressions of Paper-cutting Art. *China Paper Newsletters* 12 (2023), 81–82.
- [9] Youyun Cao. 2009. *Explaining the Art of Chinese Paper-cutting from the Angle of Semiotics*. Master's thesis. Jiangnan University.
- [10] Tracy Diane Cassidy. 2008. Mood boards: Current practice in learning and teaching strategies and students' understanding of the process. *International journal of fashion design* 1, 1 (2008), 43–54.
- [11] Eva Cetinic and James She. 2022. Understanding and Creating Art with AI: Review and Outlook. *ACM Transactions on Multimedia Computing, Communications, and Applications* 18, 2, Article 66 (feb 2022), 22 pages. <https://doi.org/10.1145/3475799>
- [12] Dar-Yen Chen, Ayan Kumar Bhunia, Subhadeep Koley, Aneeshan Sain, Pinaki Nath Chowdhury, and Yi-Zhe Song. 2024. Democarcature: Democratizing caricature generation with a rough sketch. In *Proceedings of the IEEE/CVF Conference on Computer Vision and Pattern Recognition (CVPR)*. IEEE, 8629–8639.
- [13] Qing Chen, Wei Shuai, Jiyao Zhang, Zhida Sun, and Nan Cao. 2024. Beyond Numbers: Creating Analogies to Enhance Data Comprehension and Communication with Generative AI. In *Proceedings of the 2024 CHI Conference on Human Factors in Computing Systems* (Honolulu, HI, USA) (CHI '24). ACM, Article 377, 14 pages. <https://doi.org/10.1145/3613904.3642480>
- [14] Erin Cherry and Celine Latulipe. 2014. Quantifying the Creativity Support of Digital Tools through the Creativity Support Index. *ACM Transaction Computer-Human Interaction* 21, 4, Article 21 (Jun 2014), 25 pages. <https://doi.org/10.1145/2617588>
- [15] DaEun Choi, Sumin Hong, Jeongeon Park, John Joon Young Chung, and Juho Kim. 2024. CreativeConnect: Supporting Reference Recombination for Graphic Design Ideation with Generative AI. In *Proceedings of the 2024 CHI Conference on Human Factors in Computing Systems* (Honolulu, HI, USA) (CHI '24). ACM, Article 1055, 25 pages. <https://doi.org/10.1145/3613904.3642794>
- [16] Jiwoo Chung, Sangeek Hyun, and Jae-Pil Heo. 2024. Style Injection in Diffusion: A Training-free Approach for Adapting Large-scale Diffusion Models for Style Transfer. In *Proceedings of the IEEE/CVF Conference on Computer Vision and Pattern Recognition (CVPR)*. IEEE, 8795–8805.
- [17] John Joon Young Chung and Eytan Adar. 2023. Artinter: AI-powered Boundary Objects for Commissioning Visual Arts. In *Proceedings of the 2023 ACM Designing Interactive Systems Conference* (Pittsburgh, PA, USA) (DIS '23). ACM, 1997–2018. <https://doi.org/10.1145/3563657.3595961>
- [18] John Joon Young Chung and Eytan Adar. 2023. PromptPaint: Steering Text-to-Image Generation Through Paint Medium-like Interactions. In *Proceedings of the 36th Annual ACM Symposium on User Interface Software and Technology* (San Francisco, CA, USA) (UIST '23). ACM, Article 6, 17 pages. <https://doi.org/10.1145/3586183.3606777>
- [19] Jiayi Cui, Munan Ning, Zongjian Li, Bohua Chen, Yang Yan, Hao Li, Bin Ling, Yonghong Tian, and Li Yuan. 2024. Chatlaw: A Multi-Agent Collaborative Legal Assistant with Knowledge Graph Enhanced Mixture-of-Experts Large Language Model. arXiv:2306.16092 [cs.CL]
- [20] Xiaoqing Cui. 2016. *Study on the Functional Evolution of Chinese Paper-cutting*. Master's thesis. China Central Academy of Fine Arts.
- [21] Ferdinand de Saussure; Roy Harris. 1998. *Course in General Linguistics*. Open Court.
- [22] Alexey Dosovitskiy, Lucas Beyer, Alexander Kolesnikov, Dirk Weissenborn, Xiaohua Zhai, Thomas Unterthiner, Mostafa Dehghani, Matthias Minderer, Georg Heigold, Sylvain Gelly, Jakob Uszkoreit, and Neil Houlsby. 2021. An Image is Worth 16x16 Words: Transformers for Image Recognition at Scale. In *International Conference on Learning Representations*. <https://openreview.net/forum?id=YicbFdNTTy>
- [23] Ondřej Dušek, Jekaterina Novikova, and Verena Rieser. 2020. Evaluating the State-of-the-art of End-to-end Natural Language Generation: The E2E NLG Challenge. *Computer Speech & Language* 59 (2020), 123–156.
- [24] Claudia Eckert and Martin Stacey. 2000. Sources of inspiration: a language of design. *Design studies* 21, 5 (2000), 523–538.

- [25] KA Ericsson, R Th KRAMPE, and C TESCH-RÖMER. 1994. The Role of Deliberate Practice in Expert Performance. *Psychological Review* (1994), 363–406.
- [26] Xianzhe Fan, Zihan Wu, Chun Yu, Fenggui Rao, Weinan Shi, and Teng Tu. 2024. ContextCam: Bridging Context Awareness with Creative Human-AI Image Co-Creation. In *Proceedings of the 2024 CHI Conference on Human Factors in Computing Systems* (Honolulu, HI, USA) (CHI '24). ACM, Article 157, 17 pages. <https://doi.org/10.1145/3613904.3642129>
- [27] Chuanglin Fang, Haimeng Liu, Kui Luo, and Xiaohua Yu. 2017. Comprehensive Regionalization of Human Geography in China. *ACTA GEOGRAPHICA SINICA* 72, 2 (2017).
- [28] Jane Fulton Suri and Matthew Marsh. 2000. Scenario Building as an Ergonomics Method in Consumer Product Design. *Applied Ergonomics* 31, 2 (2000), 151–157. [https://doi.org/10.1016/S0003-6870\(99\)00035-6](https://doi.org/10.1016/S0003-6870(99)00035-6)
- [29] Manuel B. Garcia. 2024. The Paradox of Artificial Creativity: Challenges and Opportunities of Generative AI Artistry. *Creativity Research Journal* 0, 0 (2024), 1–14. <https://doi.org/10.1080/10400419.2024.2354622>
- [30] Howard Gardner. 1993. Creating Minds: An Anatomy of Creativity Seen through the Lives of Freud, Einstein, Picasso, Stravinsky, Eliot, Graham, and Gandhi. (1993).
- [31] Steve Garner and Deana McDonagh-Philp. 2001. Problem Interpretation and Resolution via Visual Stimuli: the Use of ‘Mood Boards’ in Design Education. *Journal of Art & Design Education* 20, 1 (2001), 57–64.
- [32] Team GLM, Aohan Zeng, Bin Xu, Bowen Wang, Chenhui Zhang, Da Yin, Diego Rojas, Guanyu Feng, Hanlin Zhao, Hanyu Lai, Hao Yu, Hongning Wang, Jiadao Sun, Jiajie Zhang, Jiale Cheng, Jiayi Gui, Jie Tang, Jing Zhang, Juanzi Li, Lei Zhao, Lindong Wu, Lucen Zhong, Mingdao Liu, Minlie Huang, Peng Zhang, Qinkai Zheng, Rui Lu, Shuaiqi Duan, Shudan Zhang, Shulin Cao, Shuxun Yang, Weng Lam Tam, Wenyi Zhao, Xiao Liu, Xiao Xia, Xiaohan Zhang, Xiaotao Gu, Xin Lv, Xinghan Liu, Xinyi Liu, Xinyue Yang, Xixuan Song, Xunkai Zhang, Yifan An, Yifan Xu, Yilin Niu, Yuanhao Yang, Yueyan Li, Yushi Bai, Yuxiao Dong, Zehan Qi, Zhaoyu Wang, Zhen Yang, Zhengxiao Du, Zhenyu Hou, and Zihan Wang. 2024. ChatGLM: A Family of Large Language Models from GLM-130B to GLM-4 All Tools. arXiv:2406.12793 [cs.CL]
- [33] Gabriela Goldschmidt. 2011. Avoiding design fixation: transformation and abstraction in mapping from source to target. *The Journal of Creative Behavior* 45, 2 (2011), 92–100.
- [34] Ian Goodfellow, Jean Pouget-Abadie, Mehdi Mirza, Bing Xu, David Warde-Farley, Sherjil Ozair, Aaron Courville, and Yoshua Bengio. 2020. Generative adversarial networks. *Commun. ACM* 63, 11 (2020), 139–144.
- [35] Sandra G Hart. 2006. NASA-task Load Index (NASA-TLX); 20 Years Later. In *Proceedings of the Human Factors and Ergonomics Society Annual Meeting*, Vol. 50. Sage publications Sage CA: Los Angeles, CA, 904–908.
- [36] Yihan Hou, Manling Yang, Hao Cui, Lei Wang, Jie Xu, and Wei Zeng. 2024. C2Ideas: Supporting Creative Interior Color Design Ideation with a Large Language Model. In *Proceedings of the 2024 CHI Conference on Human Factors in Computing Systems* (Honolulu, HI, USA) (CHI '24). ACM, Article 172, 18 pages. <https://doi.org/10.1145/3613904.3642224>
- [37] Wenwen Hu. 2017. *The Design and Implementation of Chinese Paper-cutting Generation Method based on its Artistic Characteristics*. Master’s thesis. Zhejiang University of Technology.
- [38] Xinrui Hu, Qing Zhang, Xueyu Zhao, and Yan Zhang. 2021. *Chinese Traditional Pattern*. Huazhong University of Science & Technology Press, Wuhan, Hubei, China.
- [39] Qingsui Huang. 2021. *The Chinese Classic Pattern Book*. People’s Posts and Telecommunications Publishing House, Beijing, China.
- [40] Yonglin Huang and Guoxin Tan. 2012. Research on the Digital Preservation and Development of Chinese Intangible Cultural Heritage. *Journal of Central China Normal University (Humanities and Social Sciences Edition)* 51, 2 (2012), 49–55.
- [41] Vladimir Hubka and W Ernst Eder. 1992. Engineering design. *Zürich: Heurista* (1992).
- [42] David G Jansson and Steven M Smith. 1991. Design Fixation. *Design Studies* 12, 1 (1991), 3–11.
- [43] Diederik P Kingma and Max Welling. 2022. Auto-Encoding Variational Bayes. arXiv:1312.6114 [stat.ML]
- [44] Alexander Kirillov, Eric Mintun, Nikhila Ravi, Hanzi Mao, Chloe Rolland, Laura Gustafson, Tete Xiao, Spencer Whitehead, Alexander C. Berg, Wan-Yen Lo, Piotr Dollár, and Ross Girshick. 2023. Segment Anything. In *2023 IEEE/CVF International Conference on Computer Vision (ICCV)*. 3992–4003. <https://doi.org/10.1109/ICCV51070.2023.00371>
- [45] Janin Koch, Andrés Lucero, Lena Hegemann, and Antti Oulasvirta. 2019. May AI? Design Ideation with Cooperative Contextual Bandits. In *Proceedings of the 2019 CHI Conference on Human Factors in Computing Systems* (Glasgow, Scotland UK) (CHI '19). ACM, 1–12. <https://doi.org/10.1145/3290605.3300863>
- [46] Janin Koch, Nicolas Taffin, Andrés Lucero, and Wendy E. Mackay. 2020. SemanticCollage: Enriching Digital Mood Board Design with Semantic Labels. In *Proceedings of the 2020 ACM Designing Interactive Systems Conference* (Eindhoven, Netherlands) (DIS '20). ACM, 407–418. <https://doi.org/10.1145/3357236.3395494>
- [47] Christian Kraft. 2012. *User Experience Innovation: User-centered Design that Works*. Springer.
- [48] Hongjun Li. 1998. *Monochromatic Paper-cutting Production*. People’s Fine Arts Publishing House, Beijing, China.
- [49] Hubiao Li, Xiaogang Hou, Tingting Wang, and Haiying Zhao. 2020. An Unified Generation Scheme of Traditional Patterns Based on Rule Learning. *Journal of Zhejiang University (Science Edition)* 47, 6 (2020), 669–680.
- [50] Junlei Li. 2023. Protection and Inheritance of Paper Cutting Art in the Digital Age. *China Paper Newsletters* 6 (2023), 97–98.
- [51] Junnan Li, Dongxu Li, Caiming Xiong, and Steven Hoi. 2022. BLIP: Bootstrapping Language-Image Pre-training for Unified Vision-Language Understanding and Generation. In *Proceedings of the 39th International Conference on Machine Learning (Proceedings of Machine Learning Research, Vol. 162)*, Kamalika Chaudhuri, Stefanie Jegelka, Le Song, Csaba Szepesvari, Gang Niu, and Sivan Sabato (Eds.). PMLR, 12888–12900. <https://proceedings.mlr.press/v162/li22n.html>
- [52] Na Li. 2011. *Chinese Traditional Pattern and Modern Art Decorative Design*. Baihua Literature and Art Publishing House, Beijing, China.
- [53] Huie Liang and Jiaojiao Liu. 2011. Symbolic Patterns of Folkloric Paper-cutting. *Hundred Schools in Arts* 27, A01 (2011), 165–168.
- [54] Ximing Lin. 1974. *How to Perform Paper-cutting*. Shanghai People Publishing House.
- [55] Enmao Liu, Lijuan Liu, Junwu Wang, Qiming Jin, Cheng Yao, and Fangtian Ying. 2020. Int-Papercut: An Intelligent Pattern Generation with Papercut Style Based on Convolutional Neural Network. In *2020 15th IEEE Conference on Industrial Electronics and Applications (ICIEA)*. 59–67. <https://doi.org/10.1109/ICIEA48937.2020.9248173>
- [56] Lijuan Liu, Yang Chen, Pinhao Wang, Yizhou Liu, Caowei Zhang, Xuan Li, Cheng Yao, and Fangtian Ying. 2018. Papercut: Digital Fabrication and Design for Paper Cutting. In *Extended Abstracts of the 2018 CHI Conference on Human Factors in Computing Systems* (Montreal QC, Canada) (CHI EA '18). ACM, 1–6. <https://doi.org/10.1145/3170427.3188522>
- [57] Tao Liu. 2009. *Research and Implementation of Innovative Paper-cutting Pattern Design Based on Evolutionary Computation Technology*. Master’s thesis. Shandong Normal University.
- [58] Vivian Liu, Han Qiao, and Lydia Chilton. 2022. Opal: Multimodal Image Generation for News Illustration. In *Proceedings of the 35th Annual ACM Symposium on User Interface Software and Technology* (Bend, OR, USA) (UIST '22). ACM, Article 73, 17 pages. <https://doi.org/10.1145/3526113.3545621>
- [59] Yuxuan Lu, Bingsheng Yao, Shao Zhang, Yun Wang, Peng Zhang, Tun Lu, Toby Jia-Jun Li, and Dakuo Wang. 2023. Human Still Wins over LLM: An Empirical Study of Active Learning on Domain-Specific Annotation Tasks. arXiv:2311.09825 [cs.CL]
- [60] Liping Ma. 2010. *Study of Folk Paper-cutting Culture Among Chinese Ethnic Minorities*. Ph.D. Dissertation. Minzu University of China.
- [61] Gaura Mancacaritadipura. 2009. Building Public Awareness, Particularly among the Youth, Regarding ICH Safeguarding. In *International conference on the safeguarding of intangible cultural heritage: How to apply information and networking, 3–4 November 2009, Seoul*. 69–82.
- [62] Meng Meng, Mingtian Zhao, and Song-Chun Zhu. 2010. Artistic Paper-cut of Human Portraits. In *Proceedings of the 18th ACM International Conference on Multimedia* (Firenze, Italy) (MM '10). ACM, 931–934. <https://doi.org/10.1145/1873951.1874116>
- [63] Uwe Messer. 2024. Co-creating Art with Generative Artificial Intelligence: Implications for Artworks and Artists. *Computers in Human Behavior: Artificial Humans* 2, 1 (2024), 100056. <https://doi.org/10.1016/j.chbah.2024.100056>
- [64] Michael Muller, Lydia B Chilton, Anna Kantosalo, Charles Patrick Martin, and Greg Walsh. 2022. GenAICHI: Generative AI and HCI. In *Extended Abstracts of the 2022 CHI Conference on Human Factors in Computing Systems* (New Orleans, LA, USA) (CHI EA '22). ACM, Article 110, 7 pages. <https://doi.org/10.1145/3491101.3503719>
- [65] Amin Heyrani Nobari, Muhammad Fathy Rashad, and Faez Ahmed. 2021. CreativeGAN: Editing Generative Adversarial Networks for Creative Design Synthesis. arXiv:2103.06242 [cs.LG]
- [66] Takeshi Okada and Kentaro Ishibashi. 2017. Imitation, Inspiration, and Creation: Cognitive Process of Creative Drawing by Copying Others’ Artworks. *Cognitive Science* 41, 7 (2017), 1804–1837.
- [67] Xiaohan Peng, Janin Koch, and Wendy E. Mackay. 2024. DesignPrompt: Using Multimodal Interaction for Design Exploration with Generative AI. In *Proceedings of the 2024 ACM Designing Interactive Systems Conference* (Copenhagen, Denmark) (DIS '24). ACM, 804–818. <https://doi.org/10.1145/3643834.3661588>
- [68] Xiaoguang Qiao. 2011. *Living Paper Culture: The Tradition of Chinese Paper Cutting as a World Intangible Cultural Heritage*. Heilongjiang People’s Publishing House, Harbin, Heilongjiang, China.
- [69] Alec Radford, Jong Wook Kim, Chris Hallacy, Aditya Ramesh, Gabriel Goh, Sandhini Agarwal, Girish Sastry, Amanda Askell, Pamela Mishkin, Jack Clark, Gretchen Krueger, and Ilya Sutskever. 2021. Learning Transferable Visual Models From Natural Language Supervision. In *Proceedings of the 38th International Conference on Machine Learning (Proceedings of Machine Learning Research, Vol. 139)*, Marina Meila and Tong Zhang (Eds.). PMLR, 8748–8763. <https://doi.org/10.1145/3613904.3642129>

- proceedings.mlr.press/v139/radford21a.html
- [70] Alec Radford, Karthik Narasimhan, Tim Salimans, Ilya Sutskever, et al. 2018. Improving Language Understanding by Generative Pre-training. (2018).
- [71] Alec Radford, Jeff Wu, Rewon Child, David Luan, Dario Amodei, and Ilya Sutskever. 2019. Language Models are Unsupervised Multitask Learners. (2019).
- [72] Mohi Reza, Nathan M Laundry, Ilya Musabirov, Peter Dushniku, Zhi Yuan “Michael” Yu, Kashish Mittal, Tovi Grossman, Michael Liut, Anastasia Kuzminykh, and Joseph Jay Williams. 2024. ABScribe: Rapid Exploration & Organization of Multiple Writing Variations in Human-AI Co-Writing Tasks using Large Language Models. In *Proceedings of the 2024 CHI Conference on Human Factors in Computing Systems* (Honolulu, HI, USA) (CHI '24). ACM, Article 1042, 18 pages. <https://doi.org/10.1145/3613904.3641899>
- [73] Upkar Varshney Robert C Nickerson and Jan Muntermann. 2013. A Method for Taxonomy Development and Its Application in Information Systems. *European Journal of Information Systems* 22, 3 (2013), 336–359. <https://doi.org/10.1057/ejis.2012.26>
- [74] Robin Rombach, Andreas Blattmann, Dominik Lorenz, Patrick Esser, and Björn Ommer. 2022. High-Resolution Image Synthesis With Latent Diffusion Models. In *Proceedings of the IEEE/CVF Conference on Computer Vision and Pattern Recognition (CVPR)*. IEEE, New Orleans, LA, USA, 10684–10695.
- [75] Pamela Samuelson. 2023. Generative AI Meets Copyright. *Science* 381, 6654 (2023), 158–161.
- [76] Ben Shneiderman. 2000. Creating creativity: user interfaces for supporting innovation. *ACM Transaction Computer-Human Interaction* 7, 1 (mar 2000), 114–138. <https://doi.org/10.1145/344949.345077>
- [77] Dong Shu. 2023. Cross-cultural Communication and Cognition of Traditional Handicraft Paper-cutting in Art Anthropology Education. *Arts Educa* 37 (2023).
- [78] Linlin Shui, Jianxiang Cao, Weiguo Lin, and Minyong Shi. 2008. Design of a Paper Cutting System Based on Image Boundary Recognition. *Advances in Computer Graphics in China* (2008).
- [79] Sangho Suh, Meng Chen, Bryan Min, Toby Jia-Jun Li, and Haijun Xia. 2024. Luminare: Structured Generation and Exploration of Design Space with Large Language Models for Human-AI Co-Creation. In *Proceedings of the 2024 CHI Conference on Human Factors in Computing Systems* (Honolulu, HI, USA) (CHI '24). ACM, Article 644, 26 pages. <https://doi.org/10.1145/3613904.3642400>
- [80] Ben Swanson, Kory Mathewson, Ben Pietrzak, Sherol Chen, and Monica Dinulescu. 2021. Story Centaur: Large Language Model Few Shot Learning as a Creative Writing Tool. In *Proceedings of the 16th Conference of the European Chapter of the Association for Computational Linguistics: System Demonstrations*, Dimitra Gkatzia and Djamel Seddah (Eds.). ACL, Online, 244–256. <https://doi.org/10.18653/v1/2021.eacl-demos.29>
- [81] Zibing Tian, Shusheng Wu, and Qing Tian. 2003. *History of Chinese Patterns*. Higher Education Press, Beijing, China.
- [82] Maryam Tohidi, William Buxton, Ronald Baecker, and Abigail Sellen. 2006. Getting the right design and the design right. In *Proceedings of the 2006 CHI Conference on Human Factors in Computing Systems* (Montréal, Québec, Canada) (CHI '06). ACM, 1243–1252. <https://doi.org/10.1145/1124772.1124960>
- [83] UNESCO. 2009. UNESCO Intangible Cultural Heritage Lists. <https://ich.unesco.org/en/RL/chinese-paper-cut-00219>
- [84] Qian Wan, Xin Feng, Yining Bei, Zhiqi Gao, and Zhicong Lu. 2024. Metamorphus: Interactive, Affective, and Creative Dream Narration Through Metaphorical Visual Storytelling. In *Proceedings of the 2024 CHI Conference on Human Factors in Computing Systems* (Honolulu, HI, USA) (CHI '24). ACM, Article 166, 16 pages. <https://doi.org/10.1145/3613904.3642410>
- [85] Qian Wan and Zhicong Lu. 2023. GANCollage: A GAN-Driven Digital Mood Board to Facilitate Ideation in Creativity Support. In *Proceedings of the 2023 ACM Designing Interactive Systems Conference* (Pittsburgh, PA, USA) (DIS '23). ACM, 136–146. <https://doi.org/10.1145/3563657.3596072>
- [86] Guisheng Wang. 2021. *Cultural Interpretation of Paper Cutting Folklore*. Peking University Publishing House.
- [87] Guangpu Wang and Wei Xu. 2009. *Traditional Folk Paper Cutting Patterns*. Gansu People's Fine Arts Publishing House, Lanzhou, Gansu, China.
- [88] Liping Wang, Jiawei Li, Lifan Zhao, Zhizhuo Kou, Xiaohan Wang, Xinyi Zhu, Hao Wang, Yanyan Shen, and Lei Chen. 2023. Methods for Acquiring and Incorporating Knowledge into Stock Price Prediction: A Survey. arXiv:2308.04947 [q-fin.ST]
- [89] Ruoyao Wang. 2021. Development and Preservation of Paper-cutting Art in the Yellow River Basin from the Perspective of Intangible Cultural Heritage. *China Paper Newsletters* 05 (2021), 74–75.
- [90] Shun-Yu Wang, Wei-Chung Su, Serena Chen, Ching-Yi Tsai, Marta Misztal, Katherine M. Cheng, Alvena Lin, Yu Chen, and Mike Y. Chen. 2024. Room-Dreaming: Generative-AI Approach to Facilitating Iterative, Preliminary Interior Design Exploration. In *Proceedings of the 2024 CHI Conference on Human Factors in Computing Systems* (Honolulu, HI, USA) (CHI '24). ACM, Article 379, 20 pages. <https://doi.org/10.1145/3613904.3642901>
- [91] Wenjing Wang. 2018. On the Issues of Transmission and Inheritance in Folk Paper-cutting Art. *Popular Literature and Art* 21 (2018), 2.
- [92] Zhijie Wang, Yuheng Huang, Da Song, Lei Ma, and Tianyi Zhang. 2024. PromptCharm: Text-to-Image Generation through Multi-modal Prompting and Refinement. In *Proceedings of the 2024 CHI Conference on Human Factors in Computing Systems* (Honolulu, HI, USA) (CHI '24). ACM, Article 185, 21 pages. <https://doi.org/10.1145/3613904.3642803>
- [93] Robert W. Weisberg. 1999. Creativity and Knowledge: A Challenge to Theories. *Handbook of Creativity* (1999), 226–250.
- [94] Shishi Xiao, Liangwei Wang, Xiaojuan Ma, and Wei Zeng. 2024. TypeDance: Creating Semantic Typographic Logos from Image through Personalized Generation. In *Proceedings of the 2024 CHI Conference on Human Factors in Computing Systems* (Honolulu, HI, USA) (CHI '24). ACM, Article 175, 18 pages. <https://doi.org/10.1145/3613904.3642185>
- [95] Haoran Xu, Shuyao Chen, and Zhang Ying. 2023. Magical Brush: A Symbol-Based Modern Chinese Painting System for Novices. In *Proceedings of the 2023 CHI Conference on Human Factors in Computing Systems* (Hamburg, Germany) (CHI '23). ACM, Article 131, 14 pages. <https://doi.org/10.1145/3544548.3581429>
- [96] Jie Xu and Craig S Kaplan. 2008. Artistic thresholding. In *Proceedings of the 6th International Symposium on Non-photorealistic Animation and Rendering*. 39–47.
- [97] Jie Xu, Craig S Kaplan, and Xiaofeng Mi. 2007. Computer-generated papercutting. In *15th Pacific Conference on Computer Graphics and Applications (PG'07)*. IEEE, 343–350.
- [98] Xu Xu. 2024. A Fuzzy Control Algorithm based on Artificial Intelligence for the Fusion of Traditional Chinese Painting and AI Painting. *Scientific Reports* 14, 1 (2024), 17846. <https://doi.org/10.1038/s41598-024-68375-x>
- [99] Chuan Yan, John Joon Young Chung, Yoon Kiheon, Yotam Gingold, Eytan Adar, and Sungsoo Ray Hong. 2022. FlatMagic: Improving Flat Colorization through AI-Driven Design for Digital Comic Professionals. In *Proceedings of the 2022 CHI Conference on Human Factors in Computing Systems* (New Orleans, LA, USA) (CHI '22). ACM, Article 380, 17 pages. <https://doi.org/10.1145/3491102.3502075>
- [100] An Yang, Junshu Pan, Junyang Lin, Rui Men, Yichang Zhang, Jingren Zhou, and Chang Zhou. 2023. Chinese Clip: Contrastive Vision-Language Pretraining in Chinese. arXiv:2211.01335 [cs.CV]
- [101] Zhihao Yao, Shiqing Lyu, Yao Lu, Qirui Sun, Hanxuan Li, Xuezhu Wang, Guanhong Liu, and Haipeng Mi. 2024. ShadowMaker: Sketch-Based Creation Tool for Digital Shadow Puppetry. In *Extended Abstracts of the 2024 CHI Conference on Human Factors in Computing Systems* (Honolulu, HI, USA) (CHI EA '24). ACM, Article 417, 5 pages. <https://doi.org/10.1145/3613905.3648657>
- [102] Ann Yuan, Andy Coenen, Emily Reif, and Daphne Ippolito. 2022. Wordcraft: Story Writing With Large Language Models. In *Proceedings of the 27th International Conference on Intelligent User Interfaces* (Helsinki, Finland) (IUI '22). ACM, 841–852. <https://doi.org/10.1145/3490099.3511105>
- [103] Di Zhang. 2021. Discussion on the Inheritance and Design of Paper-cutting Art from the Perspective of Intangible Cultural Heritage Protection. *China Paper Newsletters* 10 (2021), 77–78.
- [104] Fenggao Zhang. 1982. *On Paper-cutting Creation*. Shanxi People's Publishing House, Taiyuan, Shanxi, China.
- [105] Fenggao Zhang. 2000. *Paper-cutting Arts in China and Abroad*. Liaoning Art Press, Shenyang, Liaoning, China.
- [106] Qiqi Zhang. 2018. *Study of Sawtooth Patterns in Chinese Paper-cutting Art*. Master's thesis. Shanghai University.
- [107] Xianquan Zhang, Fangyuan Qin, and Guoxiang Li. 2009. Paper Cut-Out Patterns Recognition Based on Geometrical Features. In *2009 International Conference on Information Engineering and Computer Science*. IEEE, 1–4.
- [108] Xianquan Zhang, Jinhui Yu, Linglin Jiang, and Lina Liu. 2006. Computer Paper Cut-out System Based on Decorative Pattern. *Computer Engineering* 32, 11 (2006), 248–250.
- [109] Xianquan Zhang, Jinhui Yu, Linglin Jiang, and Xiaomei Tao. 2005. Computer Assisted Generation of Paper Cut-out Images. *Journal of Computer-aided Design & Computer Graphics* 17, 6 (2005), 1378–1382.
- [110] Yuxin Zhang, Weiming Dong, Fan Tang, Nisha Huang, Haibin Huang, Chongyang Ma, Tong-Yee Lee, Oliver Deussen, and Changsheng Xu. 2023. ProSpect: Prompt Spectrum for Attribute-Aware Personalization of Diffusion Models. *ACM Transactions on Graphics (TOG)* 42, 6 (2023), 244:1–244:14.
- [111] Yuxin Zhang, Nisha Huang, Fan Tang, Haibin Huang, Chongyang Ma, Weiming Dong, and Changsheng Xu. 2023. Inversion-Based Style Transfer With Diffusion Models. In *Proceedings of the IEEE/CVF Conference on Computer Vision and Pattern Recognition (CVPR)*. IEEE, 10146–10156.
- [112] Linlin Zhao. 2023. *Paper Cutting and Culture (Illustrated Chinese Traditional Paper Cutting)*. Posts and Telecom Publishing House.
- [113] Mi Zhou, Vibhanshu Abhishek, Timothy Derdenger, Jaymo Kim, and Kannan Srivivasan. 2024. Bias in Generative AI. arXiv:2403.02726 [econ.GN]
- [114] Tongyu Zhou, Connie Liu, Joshua Kong Yang, and Jeff Huang. 2023. filtered.ink: Creating Dynamic Illustrations with SVG Filters. In *Proceedings of the 2023 CHI Conference on Human Factors in Computing Systems* (Hamburg, Germany) (CHI '23). ACM, Article 129, 15 pages. <https://doi.org/10.1145/3544548.3581051>
- [115] Kai Zhuge, Lianfu Guo, and Tao Ding. 1998. *Chinese Pattern Dictionary*. Tianjin Education Publishing House, Tianjin, China.

A Formative Study

A.1 Expertise Levels of Paper-cutting

As mentioned in Appendix A, the key criterion for distinguishing experts (i.e., master and practitioner) is whether they have undergone systematic training (specifically, apprenticing under an inheritor) or have transitioned from amateur to experts status through the accumulation of substantial paper-cutting experience and even been finally recognized as an inheritor. In our interviews, P1-P4 highlighted that they developed an interest in paper-cutting as early as 3-4 years old. Their families subsequently petitioned inheritors to accept these children as apprentices, and the acceptance of such requests indicated the masters' recognition of their talent. As a result, they began receiving systematic and professional training by the age of 5-9. This practice of training young children is relatively common in the Chinese paper-cutting inheritance. However, because this tradition relies on early engagement, the decreasing interest among the younger generation has partially contributed to the challenges faced in the inheritance of ICH, including paper-cutting.

Table 5: Summary of participants interviewed in formative study.

ID	Sex	Age	Paper-cutting Expertise	GenAI Expertise	Location	Platform
P1	Male	30	Master (21 years)	Novice	Central China	Bilibili
P2	Female	28	Practitioner (18 years)	Knowledgeable User	East China	Bilibili
P3	Female	24	Practitioner (18 years)	Novice	Southwest	Bilibili
P4	Male	49	Master (40 years)	Novice	Northwest	Douyin
P5	Female	59	Master (40+ years)	Novice	Northeast	Douyin
P6	Male	25	Novice	Professional	North China	WeChat
P7	Male	26	Amateur (3 years)	Knowledgeable User	Central China	WeChat

B Content Analysis

B.1 Information of 140 Sampled Images

As a regionally influenced art form, we utilized the regional distribution as the standard for the selection of 140 paper-cuttings, as illustrated in Figure 9.

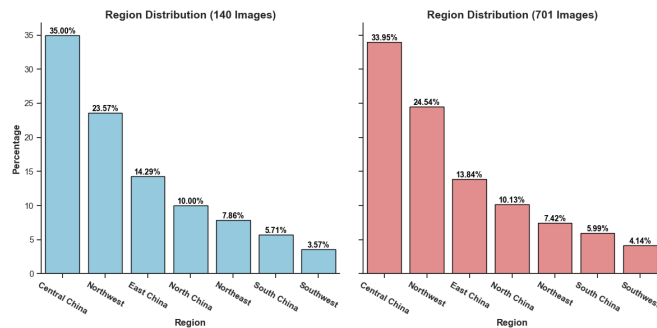


Figure 9: The human geography region distribution between 140 sampled and total 701 paper-cuttings.

B.2 Description of Expert Discussion in the Content Analysis

B.2.1 For the Codebook of Core Factors of Paper-cutting Design Ideation. The initial version of the codebook was developed solely based on style and function. Thus, in the first round of discussions, the experts recommended adding two dimensions, including subject matter (P1-P2 and P4-P5) and method of expression (P2 and P4-P5), which were accepted through all experts' consensus. During the second round, P2 and P5 suggested merging specific types, such as plants, animals, and mythical creatures into a broader "flora and fauna" type. By the third round of discussions, the experts collectively agreed that the current version of the codebook was generally adequate.

B.2.2 For the Codebook of Patterns in Paper-cutting. During the first round of discussions, the experts observed that, in addition to unit geometry and sawtooth patterns, many *Unit Patterns*, such as crescent, cloud, and fire patterns, possess more practical semantics rather than purely abstract ones. As a result, they recommended introducing a new sub-category within *Unit Patterns*, termed unit semantic patterns. Regarding *Composite Patterns*, the experts suggested distinguishing a type that emphasizes functionality and conveys core themes, referred to as composite primary patterns, as opposed to decorative patterns. Following the second round of discussions, the experts collectively agreed that the current version of the codebook was generally appropriate.

B.3 Coding Results of the Ideation Factors of Paper-cuttings

The first author validated that the taxonomy of ideation factors derived from the analysis of 70 paper-cuttings represented the entire set of 140 paper-cuttings in Figure 10.

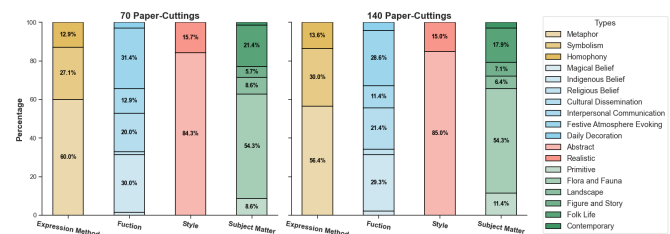


Figure 10: The coding distribution results of Factors and Types for 70 selections and results in 140 paper-cuttings. Types with less than 5% are not presented with specific percentages. The differences between the corresponding Types are less than 5% for all Factors, indicating a similar distribution across both datasets.

B.4 Example of Paper-cuttings with Different Type under Design Factors

A sequential presentation of paper-cutting examples is provided in Figure 11 and Figure 12, with each example illustrating the corresponding ideation factor types.




Figure 11: Paper-cutting examples that meet design factors. (a) Witchcraft Belief; (b) Indigenous Belief; (c) Religious Belief; (d) Cultural Dissemination; (e) Interpersonal Communication; (f) Festive Atmosphere Evoking; (g) Daily Decoration; (h) Primitive Paper-cutting; (i) Flora and Fauna; (j) Landscape.




Figure 12: Paper-cutting examples that meet design factors (a) Historical Figure and Story; (b) Folk Life; (c) Contemporary Subject; (d) Abstract Style; (e) Realistic Style; (f) Metaphor; (g) Symbolism; (h) Homophony.

B.5 Coding Results of the Patterns of Paper-cuttings

The first author validated the taxonomy of patterns, including the *Unit Pattern*, derived from the analysis of 635 cut-outs representing the entire set of 1269 cut-outs, and the *Composite Pattern*, derived from the analysis of all composite patterns in 70 paper-cuttings, representing the entire set of 140 paper-cuttings, as shown in Figure 13.

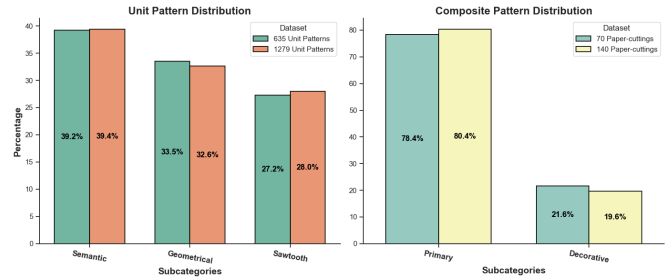


Figure 13: The coding distribution results: 635 selections and 1269 cut-outs for the *Unit Pattern*, 70 selections and 140 paper-cuttings for the *Composite Pattern*. Each sub-category with less than 5% is not presented with specific percentages. The differences between the corresponding sub-categories are less than 5% for all Factors, indicating a similar distribution across both datasets.

C Evaluation

Table 6: Summary of participants in the user study and the expert interview.

ID	Sex	Age	Paper-cutting Expertise	GenAI Expertise	Location	Platform
P1	Male	22	Novice	Knowledgeable User	North China	WeChat
P2	Female	28	Practitioner (18 years)	Knowledgeable User	East China	Bilibili
P3	Male	24	Novice	Knowledgeable User	East China	WeChat
P4	Male	22	Novice	Knowledgeable User	East China	WeChat
P5	Male	26	Amateur (3 years)	Knowledgeable User	Central China	WeChat
P6	Female	25	Novice	Knowledgeable User	Southwest	WeChat
P7	Male	49	Master (40 years)	Novice	Northwest	Douyin
P8	Female	24	Practitioner (18 years)	Novice	Southwest	Bilibili
P9	Male	19	Novice	Knowledgeable User	Southwest	WeChat
P10	Male	19	Novice	Knowledgeable User	South China	WeChat
P11	Male	23	Novice	Novice	East China	WeChat
P12	Male	18	Novice	Novice	North China	WeChat
P13	Female	24	Novice	Knowledgeable User	South China	WeChat
P14	Female	18	Amateur (1 year)	Knowledgeable User	South China	WeChat
P15	Female	19	Amateur (2 years)	Knowledgeable User	Central China	WeChat
P16	Male	23	Novice	Knowledgeable User	Southwest	WeChat
E1	Male	30	Master (21 years)	Novice	Central China	Bilibili
E2	Female	59	Master (40+ years)	Novice	Northeast	Douyin
E3	Female	40	Master (24 years)	Novice	Central China	Douyin