

Effective description of Taylor dispersion in strongly corrugated channels

Arthur Alexandre,^{1,2,3} Thomas Guérin,^{1,*} and David S. Dean^{1,†}

¹*Univ. Bordeaux, CNRS, LOMA, UMR 5798, F-33400, Talence, France.*

²*Institute of Bioengineering, School of Life Sciences,*

École Polytechnique Fédérale de Lausanne (EPFL), CH-1015 Lausanne, Switzerland.

³*SIB Swiss Institute of Bioinformatics, CH-1015 Lausanne, Switzerland.*

Taylor dispersion in periodic but highly corrugated channels is studied. Exact analytical expressions for the long-time diffusion constant and drift along the channel are derived to next-to-leading order in the limit of small channel period. Using these results we show how an effective model for Taylor dispersion in tortuous porous media can be framed in terms of dispersion in a uniform channel with absorption/desorption at its surface, an effective slip length for the flow at the surface and an effective, universal, diffusion constant on the surface. This work thus extends the concept of an effective slip-length for hydrodynamic flows to Taylor dispersion by those flows. The analytical results are confirmed by numerical calculations, and present a robust method to understand and upscale the transport properties of flows in porous media.

The transport properties of tracer particles, such as pollutants or reactants, in heterogeneous media at large temporal and spatial scales play a vital role in fluid mechanics, hydrology, chemical engineering, soft matter and solid state physics [1–5]. The average velocity (or drift) and late time diffusivity are essential quantities in the study of mixing [6–8], sorting [9], chemical delivery [2, 10] and chemical reaction dynamics [4, 7]. In heterogeneous media, spatial variations in the local diffusivity and drift fields can lead to drastic differences between effective transport coefficients and microscopic ones [11]. For instance, in confined media, composed of hard obstacles with reflecting walls and in the absence of background hydrodynamic flows, the diffusivity is smaller (sometimes drastically smaller) than the microscopic diffusivity, due to entropic trapping effects [12–16]. However, in the presence of spatially varying hydrodynamic flows, the long-time diffusivity is much larger than the microscopic one, due to the difference in histories of sampling the velocity field: the phenomenon of Taylor dispersion [17].

In the presence of both obstacles and flows, such as in the case of steady state (so non-turbulent) pressure induced flows in non-uniform channels, the effects of entropic trapping and dispersion (by non-uniform flows) compete in a non-trivial way. Most analytical results for this problem have been derived for slowly varying channels [18–25] or with perturbative approaches for nearly flat surfaces [1, 26]. The fact that the flow itself depends on the geometry of obstacles means that for complex geometries it is often necessary to treat the problem numerically [27–31]. In hydrodynamics, for a flow in the vicinity of a structured surface presenting protrusions [32–34] or variations in surface properties, a very useful concept is that of an effective slip length [35–37] which takes into account, in a coarse-grained way, the microscopic aspects of the surface. A similar, but much less studied, question

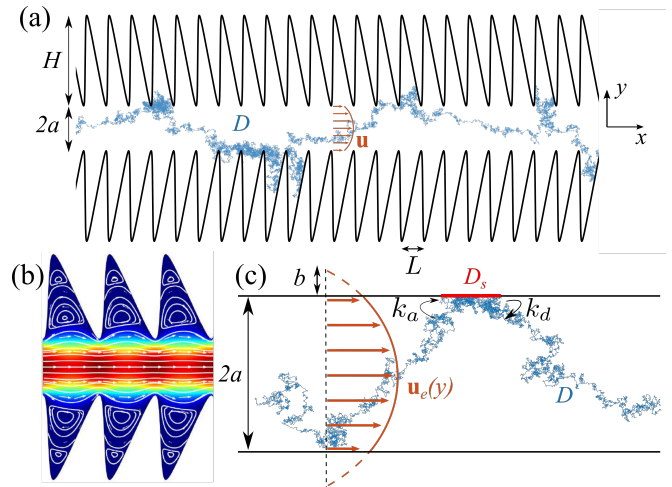


FIG. 1. (a) Schematic of particle diffusion in a highly corrugated channel advected by a pressure induced hydrodynamic flow \mathbf{u} . (b) Hydrodynamic flow in this channel, for $L/a = 2$ and $H/a = 3$. Colors represent the norm of the velocity field $|\mathbf{u}|$ (from low value in blue to high values in red, in arbitrary units), white lines are the streamlines. (c) Simplified problem of a particle diffusing in a channel of uniform width, with reversible binding at the walls, surface diffusivity D_s and a flow calculated with a slip length b . Here we show how to map the situation (a) onto the transport problem in uniform channels exactly at first order when $L/a \rightarrow 0$.

arises as to whether one can define effective boundary conditions for the advection-diffusion of particles moving near a surface presenting protrusions as shown in Figs. 1(a),(b). Clearly, when trapped in a protrusion tracer dispersion parallel to the channel is reduced. It is natural to ask if this reduction can be captured using a model of a uniform channel with a sticky surface, that is to say a surface having absorption/desorption of particles (corresponding to entering/leaving a protrusion), as well as an effective surface diffusion constant (modeling the fact that there is still some dispersion along the channel due to the finite width of the protrusions). This effec-

* thomas.guerin@u-bordeaux.fr

† david.dean@u-bordeaux.fr

tive picture was introduced in the context of diffusion in comb-like geometries [38], for example in Refs. [39, 40] to study porcupine-like cylindrical channels connected to very thin finite tubes of finite volume (thus taking up little of the surface area of the tube) and in [41] for rectangular protrusions, without flow. However, for channels with a generic shape, for which protrusions are not necessarily thin, the mapping onto a flat sticky channel is not obvious since particles in the entrance of the protrusion zones are clearly not completely immobile nor completely mobile.

Here, we show how, in the limit of small period, an effective model can be derived which takes into account this effect, and we derive the precise parameters of the effective model depend on the geometry of the protrusions. This means that, in a way similar to the description of the effective electrical properties of complex circuits in terms of simpler ones, the transport in this problem can be described by a cylindrical (or planar) geometry [Fig. 1(c)] with effective surface absorption/desorption properties, an effective slip length for the flow, and an effective surface diffusion constant. As well as its underlying physical interest, the theory here clearly has potential to be used for upscaling methods for transport in tortuous porous media.

Physical problem. Consider a point-like tracer particle diffusing with microscopic isotropic diffusivity D and advected by incompressible flow $\mathbf{u}(\mathbf{r})$, in a pore like geometry with rapid undulations perpendicular to the channel axis. Specifically, we assume that geometry is a channel of width $2h(x)$ in $d = 2$ for symmetric channel, or of local radius $h(x)$ in $d = 3$ for axisymmetric tubes, where x here denotes the coordinate along the channel. We assume that h and \mathbf{u} are periodic in the x direction, with period L . This periodicity ensures that at long times one can define effective drift v and diffusivity D_e as

$$v = \frac{\overline{x(t) - x(0)}}{t}, \quad D_e \underset{t \rightarrow \infty}{\simeq} \frac{\overline{[x(t) - x(0) - vt]^2}}{2t}, \quad (1)$$

where $\overline{\dots}$ denotes the ensemble average over stochastic trajectories. The average local drift is $v = \Omega^{-1} \int_{\Omega} d\mathbf{r} u_x(\mathbf{r})$, with Ω the volume of one period of the channel. To calculate the effective diffusivity, many approaches have been proposed, such as the homogenization approach [28–30, 42, 43], macrotransport theory [4, 44], or Kubo-type formulas [45, 46], where D_e is expressed as

$$D_e = D - \int_0^{\infty} dt \overline{[V_x(\mathbf{r}(t)) - \overline{V_x}][V_x^*(\mathbf{r}(0)) - \overline{V_x^*}]}. \quad (2)$$

Here, $\mathbf{V} = \mathbf{u} + D\mathbf{n}\delta_s(\mathbf{r})$ is the local drift, where δ_s is the surface delta function formally representing the “kicks” applied to the particle when it touches the reflecting surface, preventing it from entering the obstacles. Concretely, the term \mathbf{n} is the normal to the surface (oriented towards the fluid) and δ_s defined such that $\int_{\Omega} d\mathbf{r} \delta_s(\mathbf{r})g(\mathbf{r}) = \int_{\partial\Omega} dS g(\mathbf{r})$ for any function g . Next, \mathbf{V}^* is the drift *after time reversal*, which is equal to

$\mathbf{V}^* = -\mathbf{u}(\mathbf{r}) + D\delta_s(\mathbf{r})\mathbf{n}$ since in the time-reversed situation, particles see the reversed flow field $-\mathbf{u}$ and are submitted to the same obstacles. The correlation function in Eq. (2) can then be calculated by defining an auxiliary field f as

$$f(\mathbf{r}) = - \int_0^{\infty} dt \int_{\Omega} d\mathbf{r}_0 P(\mathbf{r}, t|\mathbf{r}_0)[V_x^*(\mathbf{r}_0) - \overline{V_x^*}], \quad (3)$$

where $P(\mathbf{r}, t|\mathbf{r}_0)$ is the probability density of observing \mathbf{r} (modulo the period) at t , starting from \mathbf{r}_0 . This probability density reaches a steady state which is uniform due to the incompressibility of the flow, $P(\mathbf{r}, t \rightarrow \infty) = 1/\Omega$. With this definition, the diffusivity (2) is given by

$$D_e = D + \frac{1}{\Omega} \int_{\Omega} d\mathbf{r} (u_x f - D\partial_x f). \quad (4)$$

Furthermore, the auxiliary field $f(\mathbf{r})$ satisfies the following partial differential equation (PDE) (see Supplemental Material (SM) [47]):

$$-\mathbf{u} \cdot \nabla f + D\nabla^2 f = v - u_x \quad (\mathbf{r} \in \Omega), \quad (5)$$

$$\mathbf{n} \cdot \nabla f = \mathbf{n} \cdot \mathbf{e}_x \quad (\mathbf{r} \in \partial\Omega), \quad (6)$$

where \mathbf{e}_x is the unit vector in the x direction. In addition, it is clear from Eq. (3) that f is periodic and must be of zero spatial average, $\int_{\Omega} d\mathbf{r} f(\mathbf{r}) = 0$. The flow field is assumed to be a steady Stokes flow

$$\nabla \cdot \mathbf{u} = 0, \quad \eta \nabla^2 \mathbf{u} - \nabla \Pi = 0, \quad (7)$$

where Π the pressure field and η the fluid viscosity. At the boundaries, the flow vanishes. Since the channel is periodic, the flow is also periodic, and so is the pressure gradient. As a consequence, we can define a parameter $(\nabla \Pi)_{\infty}$, which sets the magnitude of the flow, so that $\Pi(\mathbf{r} + L\mathbf{e}_x) = \Pi(\mathbf{r}) + (\nabla \Pi)_{\infty} L$. While the case of weakly varying channels has been studied analytically at length [1, 18–24, 26], here we will study the opposite limit $L \rightarrow 0$ where all standard Fick-Jacobs and lubrication methods completely breakdown.

Analytical solution for the strong corrugation limit. For fast varying channel $L/a \ll 1$, where $a = \min[h(x)]$, our method of solution relies on identifying the asymptotic behavior of \mathbf{u} and f in three different regions, and using the matched asymptotic expansion method. First, we define the central region (“ c ”) as the region where $|y| < a$, and the peripheral regions (“ p ”) as those with $a < |y| < h(x)$, corresponding to the locations in the lateral protrusions. Here y is the distance to the central axis. We also define an *inner* region that connects these peripheral and the central regions at the length scale L , which is small in the limit considered here. For the flow, we expect that in the central region it tends to a finite Poiseuille flow for vanishing L , while it vanishes in the lateral pores (as will be justified later), and it may be weak (of order L/a) in the inner region, so that its struc-

ture reads

$$\mathbf{u} \underset{L \rightarrow 0}{\simeq} \begin{cases} \mathbf{u}_0(X, y) + L\mathbf{u}_1(X, y) + \dots & [y < a], \\ L\mathbf{u}^*(X, Y) + \dots & [Y = \mathcal{O}(1)], \\ 0 & [y > a], \end{cases} \quad (8)$$

where we have defined the rescaled coordinates

$$X = x/L, \quad Y = (y - a)/L. \quad (9)$$

For the function f , we assume the following series expansion in each region

$$f = \begin{cases} \sum_{n \geq 0} L^n f_n^c(X, y) & [y < a], \\ f_0^*(X, Y) + Lf_1^*(X, Y) + \dots & [Y = \mathcal{O}(1)], \\ \sum_{n \geq 0} L^n f_n^p(X, y) & [y > a]. \end{cases} \quad (10)$$

The solutions in each region are found by inserting the above *ansätze* into the equations for f and \mathbf{u} , solving the resulting equations, and requiring that the solutions can be matched. For example, we require that $f_0^*(X, Y \rightarrow \infty) = f_0^p(X, a)$, $f_0^*(X, Y \rightarrow -\infty) = f_0^c(X, a)$, $\partial_Y f_1^*(X, Y \rightarrow +\infty) = \partial_y f_0^p(X, a)$, etc [48].

We now describe the solution in $d = 2$ dimensions, all results will be generalized to $d = 3$ in the SM [47]. For the flow, at leading order in the central region, it is readily identified to be the Poiseuille flow induced by the pressure gradient with effective vanishing velocities at $y = a$:

$$\mathbf{u}_0 = U \left(1 - \frac{y^2}{a^2}\right) \mathbf{e}_x, \quad U = -\frac{a^2(\nabla \Pi)_\infty}{2\eta}. \quad (11)$$

Then, in the inner region, the flow satisfies

$$\tilde{\nabla} \cdot \mathbf{u}^* = 0, \quad \eta \tilde{\nabla}^2 \mathbf{u}^* - \tilde{\nabla} \Pi^* = 0, \quad (12)$$

where $\tilde{\nabla} = \mathbf{e}_x \partial_X + \mathbf{e}_y \partial_Y$ and $\Pi = L\Pi^*$ in the inner region. Furthermore, $\mathbf{u}^*(X, Y)$ vanishes for $Y > 0$ and $X = -1/2 + n$, with n integers, and far from the inner region one must recover the flow in the central region, so that $\mathbf{u}^*(X, Y \rightarrow -\infty) \simeq -\frac{2U}{a} Y \mathbf{e}_x$. The problem for \mathbf{u}^* is therefore formally equivalent to that of a two dimensional flow next to a periodic array of parallel semi-infinite lines, with a constant shear far from the plates. This problem has been solved independently in papers by Luchini [49] and Jeong [33] in which the explicit form of \mathbf{u}^* can be found. Note that, for $Y \rightarrow \infty$, the flow takes the form of a series of eddies whose magnitude decreases exponentially with Y , which means that we can safely consider that the flow vanishes at leading order in the lateral pores, as anticipated in Eq. (8). These eddies can actually be observed on Fig.1(b). For $Y \rightarrow -\infty$, the flow becomes

$$\mathbf{u}^*(X, Y \rightarrow -\infty) = \frac{2U}{a} \left(-Y + \frac{\beta}{2}\right) \mathbf{e}_x, \quad (13)$$

with $\beta \simeq 0.1772$, which means that there is an effective slip velocity $u_s = UL\beta/a$ at the walls; this phenomenon

is well known as the reduction in drag by surface roughness, and the flow at first order in the central region is $\mathbf{u} = \mathbf{u}_0 + u_s \mathbf{e}_x$. This enables one to define an effective slip length

$$b = \frac{u_s}{|\partial_y u_x|_{y=a}} = \frac{\beta L}{2}, \quad (14)$$

which is an intrinsic property of the local surface geometry since it neither depends on the flow nor on the width of the channel. We now apply the same approach to find parameters describing effective boundary conditions for the transport.

Next, the equations for f_i in the central and the peripheral regions are recurrence equations, here written for $n = 0, 1, 2, 3$:

$$D(\partial_X^2 f_n^w + \partial_Y^2 f_{n-2}^w) - \sum_{m=0}^{n-1} u_{x,m} \partial_X f_{n-1-m}^w = v_{n-2} - u_{x,n-2}, \quad (15)$$

$$[(\partial_X h)(\partial_X f_n^p - \delta_{n,1}) - \partial_Y f_{n-2}^p]_{y=h(X)} = 0 \quad (16)$$

(all terms with negative indices are by convention zero), with $w \in \{c, p\}$ and $v = \sum_{n \geq 0} v_n L^n$. In the inner region, f^* satisfies the Laplace problem

$$(\partial_X^2 + \partial_Y^2) f_n^* = 0, \quad (\partial_X f_n^*)_{X=\pm 1/2; Y>0} = \delta_{n,1}. \quad (17)$$

In the SM [47], we find the solution of these equations, for successive values of n , via complex analysis for Eq. (17) (generalizing the analysis of [50], without flow, to our situation where the matching conditions are modified by the flow). The diffusivity is finally given by

$$D_e = \frac{Da + DL(\ln 2)/\pi}{a + \delta} + \frac{4U^2 a^2}{9D(a + \delta)^3} \left\{ \frac{17a\delta^2}{35} + \frac{6a^2\delta}{35} + \frac{2a^3}{105} + \tau D\delta \right\} + \frac{4a^2 U u_s}{45D(a + \delta)^3} \left\{ 6a\delta^2 + a^2\delta + 15D\tau\delta \right\}, \quad (18)$$

with

$$\delta = \langle h - a \rangle, \quad \tau = \int_a^{h_m} \frac{dy}{\delta DW(y)} \left[\int_y^{h_m} dy' W(y') \right]^2, \quad (19)$$

where $\langle g(X) \rangle = \int_{-1/2}^{1/2} dX g(X)$ is the uniform average over the period and $W(y)$ is the width of the lateral pore at distance $y > a$ from the channel center (divided by L).

Correspondence with a uniform channel with sticky boundaries. Let us now consider a model in which the particle diffuses between two *flat* boundaries which are sticky, with attachment and detachment rates k_a and k_d respectively. In the bulk of the channel, particles diffuse with diffusion coefficient D in a velocity field $u_e(y)\mathbf{e}_x$, while on the surface they diffuse with surface diffusion

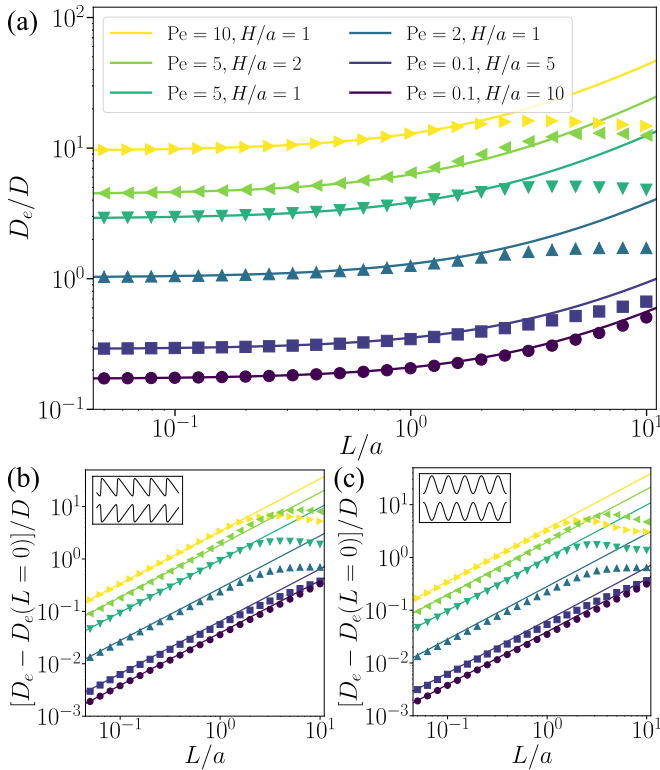


FIG. 2. (a) Effective diffusivity as a function of the period for a two-dimensional channel of profile $h(X) = a + H/2 (\arctan \{ \cos(2\pi X) / [\sin(2\pi X) + 1.1] \} / 1.1411 + 1)$, shown in the inset of (b). Symbols: numerical evaluation of the exact equations; lines: theoretical prediction Eq. (18). The values of the Péclet number $Pe = 2Ua/3D$ and the corrugation depth H/a are given in the legend. (b) Value of D_e after subtraction of its theoretical value at $L = 0$ for the same channel as in (a). Symbols: numerics; lines: theoretical first order prediction. (c) Same quantity as (b) for a sinusoidal channel with profile $h(X) = a + H[1 + \cos(2\pi X)]/2$, for the same parameters.

coefficient D_s . In this model, the bulk and surface probability density functions p_b and p_s obey

$$\partial_t p_b = -u_e(y) \partial_x p_b + D(\partial_x^2 + \partial_y^2) p_b \quad (|y| < a), \quad (20)$$

$$\partial_t p_s = D_s \partial_x^2 p_s - k_d p_s + k_a p_b, \quad (|y| = a) \quad (21)$$

and the boundary condition $D\mathbf{n} \cdot \nabla p_b = k_a p_b - k_d p_s$ at $y = \pm a$ ensures that the total probability is conserved. Dispersion in such kind of models has been widely studied [51–55]. Using the formulas of Ref. [51], we may show that D_e for this model with flat sticky walls is exactly Eq. (18), as soon as we identify the following parameters

$$u_e = u_x^{(0)}(y) + u_s, \quad D_s = \frac{DL \ln 2}{\pi \delta}, \quad \delta = \frac{k_a}{k_d}, \quad \tau = k_d^{-1}. \quad (22)$$

The length δ can be identified as the adsorption length for the effective model by the following simple argument. In the model with flat sticky walls, the fraction of time that a particle spends in the bound state is clearly

$\mu = \delta/(a + \delta)$, while in the full problem the fraction of time spent in the lateral regions is $\mu = \langle h - a \rangle / \langle h \rangle$, because the steady state probability density function is uniform due to the flow incompressibility. Comparing these two expressions for μ leads to $\delta = \langle h - a \rangle$. Note that this length δ is the area of the pores divided by L , so that it does not depend on the dimension a of the open part of the channel. Next, the expression of τ can be rationalized by noting that τ is the average first escape time out of a lateral pore, starting with equilibrium initial condition in the pore. Indeed, when it is in a lateral pore, for small L , the motion of the particle is effectively a one-dimensional diffusion in an effective entropic potential $\varphi(y) = -k_B T \ln W(y)$, with k_B the Boltzmann's constant and T the temperature. Then the mean first escape time τ to escape at $y = a$ starting from an equilibrium distribution in the lateral pore is known and is exactly Eq. (19), see Eq. (2.20) in Ref. [56].

Finally, the effective surface diffusivity D_s in Eq. (22) takes into account the fact that particles in the vicinity of the line $y = a$ are not completely immobile. We show in the SM [47] that all terms of the effective diffusivity (19) can also be obtained by considering a particle diffusing in a uniform channel with a drift $u_e(y)\mathbf{e}_x$ and diffusivity in the parallel direction $D_{\parallel}(y) = D\theta(a + \ell - |y|)$, while in the direction y the particle diffuses in a potential $\varphi(y) = -\theta(|y| - a)k_B T \ln W(y)$. Here, θ is the Heaviside step function and ℓ is a *diffusive incursion length* representing the distance from the protrusion entrance under which the particle, yet inside the protrusions, can nevertheless be considered as undergoing free diffusion along the channel. This simplified model can be solved analytically [57] and leads to the identification of the length ℓ as

$$\ell = L \ln 2 / \pi, \quad (23)$$

which takes a universal value. The value of D_s in our effective sticky wall description can be recovered as being $D_s/D = \ell/\delta$, i.e. the fraction of volume protrusion where the particle is *freely* diffusing. The concept of diffusive incursion length thus generalizes to particle's diffusion the concept of slip length in hydrodynamics.

Numerical validation. In Fig. 2(a), we see an excellent agreement between the numerically obtained D_e (solving Eqs. (4), (5) and (6) via a finite element PDE solver) and the analytical result (18) for various corrugation depths H and flow magnitudes U , in the limit of small L . Remarkably, the predicted value holds for not-too-small values of L - for most curves the agreement is good up to $L \simeq 2a$, when the period is comparable to the diameter of the channel. The validity of the results here at order L is verified in Figs. 2(b) and (c), where we show for two different channel profiles that $D_e - D_e(L=0)$ depends linearly on L for small L , with prefactors correctly predicted by Eq. (18).

Conclusion. We have studied the dispersion of particles in a channel in the strongly corrugated limit (small period limit) in the presence of a pressure driven flow.

In this limit, all standard approximations (Fick-Jacobs, lubrication) fail, and we have found an explicit formula for effective transport coefficients which is exact at next-to-leading order in L . At this order, we find that transport here is equivalent to transport in a perfectly flat but partially sticky tube. The effective attachment and detachment parameters are explicitly determined in terms of the geometry of the lateral regions, and of the exit time out of the lateral pores. Furthermore, the analysis at next-to-leading order in L enables us to see that (i) the effective flow is non-zero in the vicinity of the entrance to the lateral pore, and (ii) that when in a lateral branch the dispersion of particles along the longitudinal direction is not completely suppressed due to the finite

size of the pore entrance. The first point (i) leads to the emergence of an effective slip length, while the second (ii) leads to an effective surface diffusivity that is determined by a universal numerical constant, or equivalently to the definition of the length at which the particles at the entrance of protrusions can nevertheless be considered as mobile.

ACKNOWLEDGMENTS

T. G. acknowledges support of the grant *ComplexEncounters*, ANR-21-CE30-0020. D. S. D. acknowledges support of the grant *EDIPS*, ANR-23-CE30-0020.

Supplemental Material for “Effective description of Taylor dispersion in strongly corrugated channels”

Arthur Alexandre, Thomas Gu erin, David S. Dean

In this Supplemental Material, we provide

- a brief derivation of the formalism and a justification for the expression of the effective drift \mathbf{V} (Section I),
- details on the calculation of the effective diffusivity D_e for two-dimensional channels (Section II),
- how to obtain D_e for a flat channel with sticky boundaries or a translationally invariant channel with anisotropic diffusivity (Section III),
- the generalization of the theory to three-dimensional channels (Section IV).

I. FORMALISM

A. Identification of the stochastic equation with surface terms

Here, we briefly explain how to show that the effective drift, taking into account the influence of boundaries, is

$$\mathbf{V} = \mathbf{u} + D \mathbf{n} \delta_s(\mathbf{r}), \quad (\text{S1})$$

meaning that the stochastic differential equation (SDE) for the position \mathbf{r}_t of the particle at time t can be written as

$$d\mathbf{r}_t = \mathbf{V}(\mathbf{r}) dt + \sqrt{2D} dB_t, \quad \langle dB_t \rangle = 0, \quad \langle dB_t^2 \rangle = dt. \quad (\text{S2})$$

Let us identify the generator G , defined as the operator such that the evolution of any test function $\varphi(\mathbf{r})$ reads

$$\partial_t \langle \varphi \rangle = \langle G\varphi \rangle, \quad (\text{S3})$$

and it is related to the SDE by

$$G = \mathbf{V} \cdot \nabla + D\nabla^2. \quad (\text{S4})$$

Here, the dynamics of $P(\mathbf{r}, t)$, defined as the probability density function of \mathbf{r} (modulo the period) at time t , satisfies the Fokker-Planck equation

$$\partial_t P = -\nabla \cdot [\mathbf{u}P - D\nabla P], \quad \mathbf{n} \cdot [\mathbf{u}P - D\nabla P]_{\mathbf{r} \in \partial\Omega} = 0. \quad (\text{S5})$$

Hence,

$$\partial_t \langle \varphi \rangle = \partial_t \int_{\Omega} d\mathbf{r} P(\mathbf{r}, t) \varphi(\mathbf{r}) = \int_{\Omega} d\mathbf{r} \varphi(\mathbf{r}) \{-\nabla \cdot [\mathbf{u}P - D\nabla P]\}. \quad (\text{S6})$$

Using integration by parts (divergence theorem) and the boundary conditions for P , we obtain

$$\partial_t \langle \varphi \rangle = \int_{\Omega} d\mathbf{r} \{P(\mathbf{r}, t)(\mathbf{u} \cdot \nabla + D\nabla^2)\varphi(\mathbf{r})\} + \int_{\partial\Omega} dS(\mathbf{r}) \mathbf{n} \cdot DP(\mathbf{r}, t) \nabla \varphi. \quad (\text{S7})$$

We can see the boundary term as a bulk term, so that we can identify the generator G as

$$\partial_t \langle \varphi \rangle = \int_{\Omega} d\mathbf{r} P(\mathbf{r}, t) \{[\mathbf{u} + D \mathbf{n} \delta_s(\mathbf{r})] \cdot \nabla + D\nabla^2\} \varphi(\mathbf{r}) = \langle G\varphi \rangle, \quad (\text{S8})$$

so that G is given by Eq. (S4), with an effective drift field $\mathbf{V}(\mathbf{r})$ given by Eq. (S1).

B. Equation for the auxiliary function f

Here we justify the equations satisfied by f , defined as

$$f(\mathbf{r}) = - \int_0^\infty dt \int_\Omega d\mathbf{r}_0 P(\mathbf{r}, t | \mathbf{r}_0) [V_x^*(\mathbf{r}_0) - \overline{V_x^*}], \quad (\text{S9})$$

Clearly, using the Fokker-Planck equation (S5), one obtains

$$-\nabla \cdot [\mathbf{u} f(\mathbf{r})] + D \nabla^2 f(\mathbf{r}) = - \int_0^\infty dt \int_\Omega d\mathbf{r}_0 \partial_t P(\mathbf{r}, t | \mathbf{r}_0) [V_x^*(\mathbf{r}_0) - \overline{V_x^*}]. \quad (\text{S10})$$

The integration over t can be performed, leading to

$$-\nabla \cdot (\mathbf{u} f) + D \nabla^2 f(\mathbf{r}) = - \int_\Omega d\mathbf{r}_0 \left[\frac{1}{|\Omega|} - \delta(\mathbf{r} - \mathbf{r}_0) \right] [V_x^*(\mathbf{r}_0) - \overline{V_x^*}] = -u_x(\mathbf{r}) + \overline{u_x} + D \mathbf{n} \cdot \mathbf{e}_x \delta_s(\mathbf{r}). \quad (\text{S11})$$

If \mathbf{r} is in the bulk, the delta-surface term vanishes and one obtains

$$-\nabla \cdot (\mathbf{u} f) + D \nabla^2 f(\mathbf{r}) = -u_x(\mathbf{r}) + \overline{u_x}. \quad (\text{S12})$$

To find the boundary condition, we argue that $P(\mathbf{r}, t)$, and therefore f vanishes for all \mathbf{r} inside the obstacles. Therefore, if one integrates Eq. (S11) over a small volume that includes a portion of the surface, one finds directly

$$\mathbf{n} \cdot [-\mathbf{u} f + D \nabla f]_{\mathbf{r} \in \partial\Omega} = D \mathbf{n} \cdot \mathbf{e}_x, \quad (\text{S13})$$

which is the boundary condition (6) in the main text given that \mathbf{u} vanishes at the boundary (the no slip boundary condition).

II. CALCULATION OF THE EFFECTIVE DIFFUSIVITY IN THE STRONG CORRUGATION LIMIT

A. Expression of f in the peripheral and central regions

Here we describe how to compute the auxiliary function f . First, in the peripheral and the central regions, the relevant variable in the longitudinal direction is $X = x/L$, while y is considered to be of order a . In terms of these variables, the equations become

$$-\frac{u_x}{L} \partial_X f + D \left(\frac{1}{L^2} \partial_X^2 + \partial_y^2 \right) f = v - u_x, \quad (\text{S14})$$

in both peripheral and central regions, with $v = \overline{u_x}$. In the peripheral region, the boundary condition is

$$\frac{1}{L} (\partial_X h) \left(\frac{\partial_X f^p}{L} - 1 \right) - \partial_y f^p = 0 \quad [y = h(X)], \quad (\text{S15})$$

while for the central region one has the condition that f^c is periodic of period 1 and the condition $\partial_y f^c = 0$ at $y = 0$ (imposed by symmetry). Note that here h is considered as a function of $X = x/L$.

Now, inserting the series expansion in powers of L , $f^w = \sum_{n \geq 0} L^n f_n^w(X, y)$ ($w \in \{c, p\}$) in both central and peripheral regions into Eqs. (S14) and (S15), we find

$$D \partial_X^2 f_0^c = 0, \quad D \partial_X^2 f_0^p = 0, \quad (\text{S16})$$

$$D \partial_X^2 f_1^c - u_x^{(0)} \partial_X f_0^c = 0, \quad D \partial_X^2 f_1^p = 0, \quad (\text{S17})$$

$$f_0^c(X + 1, y) = f_0^c(X), \quad (\partial_X f_0^p)_{y=h(X)} = 0, \quad (\text{S18})$$

$$f_1^c(X + 1, y) = f_1^c(X), \quad (\partial_X f_1^p)_{y=h(X)} = 1. \quad (\text{S19})$$

These equations lead to

$$f_0^c(X, y) = f_0^c(y), \quad f_0^p(X, y) = f_0^p(y), \quad (\text{S20})$$

$$f_1^c(X, y) = f_1^c(y), \quad f_1^p(X, y) = X + b_1^p(y), \quad (\text{S21})$$

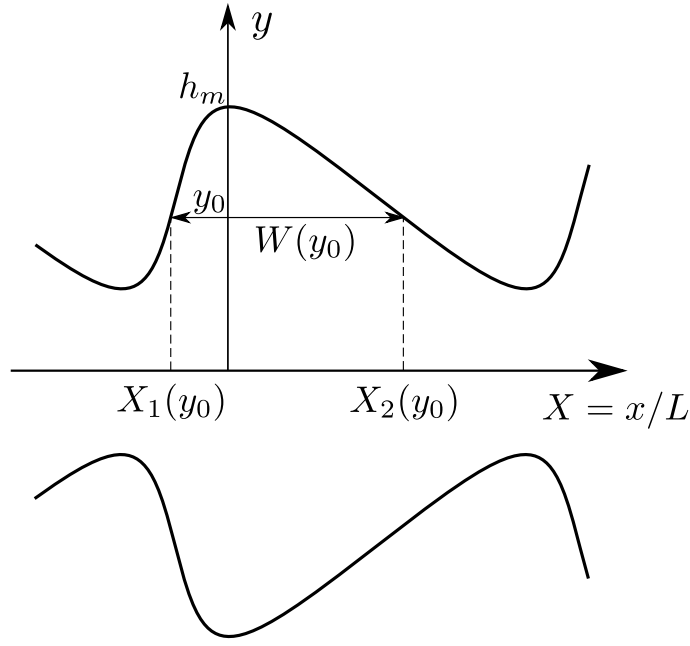


FIG. S1. Illustration of the different quantities X_1 , X_2 and the width W .

where $f_0^c, f_0^p, f_1^c, b_1^p$ are functions of y only. To determine these functions, we need to consider the next orders in the power expansion of Eqs. (S14) and (S15). First, for the peripheral region (where $u_x = 0$), we obtain

$$D[\partial_X^2 f_2^p + \partial_y^2 f_0^p] = v_0, \quad (\text{S22})$$

$$D[\partial_X^2 f_3^p + \partial_y^2 f_1^p] = v_1. \quad (\text{S23})$$

Integrating over the variable X , we obtain

$$D\partial_X f_2^p = [v_0 - D(f_0^p)''(y)]X + A_2^p(y), \quad (\text{S24})$$

$$D\partial_X f_3^p = [v_1 - D(b_1^p)''(y)]X + A_3^p(y), \quad (\text{S25})$$

where A_2^p and A_3^p are functions of y only. The boundary conditions are

$$h'(X)\partial_X f_2^p - \partial_y f_0^p = 0 \quad [y = h(X)], \quad (\text{S26})$$

$$h'(X)\partial_X f_3^p - \partial_y f_1^p = 0 \quad [y = h(X)], \quad (\text{S27})$$

so that, using Eqs. (S24) and (S25), we obtain

$$h'(X)\{[v_0 - D(f_0^p)''(h(X))]X + A_2^p(h(X))\} = D(f_0^p)'(h(X)), \quad (\text{S28})$$

$$h'(X)\{[v_1 - D(b_1^p)''(h(X))]X + A_3^p(h(X))\} = D(b_1^p)'(h(X)). \quad (\text{S29})$$

We remark that we can integrate once these equations

$$DX(f_0^p)'(h(X)) = v_0 \int_{-1/2}^X dw h'(w)w + G_2^p(h(X)), \quad (\text{S30})$$

$$DX(b_1^p)'(h(X)) = v_1 \int_{-1/2}^X dw h'(w)w + G_3^p(h(X)), \quad (\text{S31})$$

where G_2^p and G_3^p are primitive functions of A_2^p and A_3^p , respectively: $\partial_y[G_i^p(y)] = A_i^p(y)$ ($i \in \{2, 3\}$) and G_2^p and G_3^p are determined up to an additive constant (unknown so far).

Now, for a given value of y , we can find two values of X , say $X_1(y)$ and $X_2(y)$ so that $y = h(X_1(y)) = h(X_2(y))$, with $X_1(y) < X_2(y)$, see Fig. S1. If we write the above equations for $X_1(y)$ and $X_2(y)$ and take the difference between

the two, we obtain

$$D[X_2(y) - X_1(y)](f_0^p)'(y) = v_0 \int_{X_1(y)}^{X_2(y)} dw w h'(w), \quad (\text{S32})$$

$$D[X_2(y) - X_1(y)](b_1^p)'(y) = v_1 \int_{X_1(y)}^{X_2(y)} dw w h'(w). \quad (\text{S33})$$

Using the change of variable $y_1 = h(w)$ in the above integrals (after having separated the integration interval between the intervals $[X_1(y); X_1(h_m)]$ and $[X_2(h_m); X_2(y)]$, where $h_m = \max(h)$), we remark that

$$\int_{X_1(y)}^{X_2(y)} dw w h'(w) = - \int_y^{h_m} dy_1 W(y_1), \quad (\text{S34})$$

where $W(y) = X_2(y) - X_1(y)$ is the local width of the lateral pore (divided by L), see Fig. S1. We thus obtain

$$D(f_0^p)'(y) = - \frac{v_0}{W(y)} \int_y^{h_m} dy_1 W(y_1), \quad (\text{S35})$$

$$D(b_1^p)'(y) = - \frac{v_1}{W(y)} \int_y^{h_m} dy_1 W(y_1). \quad (\text{S36})$$

For the central region, we have

$$D[\partial_X^2 f_2^c + \partial_y^2 f_0^c(y)] = v_0 - u_x^{(0)}(y), \quad (\text{S37})$$

$$D[\partial_X^2 f_3^c + \partial_y^2 f_1^c(y)] = v_1 - u_x^{(1)}(y). \quad (\text{S38})$$

The fact that f_2^c and f_3^c are periodic functions of X imposes

$$D(f_0^c)''(y) = v_0 - u_x^{(0)}(y), \quad (\text{S39})$$

$$D(f_1^c)''(y) = v_1 - u_x^{(1)}(y). \quad (\text{S40})$$

Therefore, noting that $\partial_y f = 0$ at $y = 0$ (by symmetry, at all orders), we have

$$D\partial_y f_0^c(y) = v_0 y - U \left(y - \frac{y^3}{3a^2} \right), \quad (\text{S41})$$

$$D\partial_y f_1^c(y) = \left(v_1 - \frac{U\beta}{a} \right) y. \quad (\text{S42})$$

Here it is useful to note that

$$v_0 = \frac{2Ua}{3\langle h \rangle}, \quad v_1 = \frac{U\beta}{\langle h \rangle}, \quad (\text{S43})$$

and that the area of the lateral region can be written as

$$\langle h \rangle - a = \frac{1}{W(a)} \int_a^{h_m} dy' W(y') = \int_a^{h_m} dy' W(y'), \quad (\text{S44})$$

with $W(a) = 1$. Using these values, we see by comparing Eqs. (S35) and (S41) that $\partial_y [f_0^c - f_0^p]_{y=a} = 0$, so there is no discontinuity in the derivative of f_0 at $y = a$ at this order. The same property holds for f_1 . We can thus impose that f_0 is regular (continuous; with continuous derivative) at $y = a$, this leads to

$$Df_0(y) = \begin{cases} Df_0^c(y) = (v_0 - U)(y^2 - a^2)/2 + U \frac{(y^4 - a^4)}{12a^2} + C_0, & (y < a), \\ Df_0^p(y) = -v_0 \int_a^y \frac{dy'}{W(y')} \int_y^{h_m} dy'' W(y'') + C_0, & (y > a), \end{cases} \quad (\text{S45})$$

where the integration constant C_0 is fixed by the normalization condition $\int_{\Omega} \mathbf{r} f = 0$, which leads to

$$\int_0^a dy f_0^c(y) + \int_a^{h_m} dy W(y) f_0^p(y) = 0. \quad (\text{S46})$$

Using the previous result for f_0^c, f_0^p , the above equation leads to

$$C_0 = - \frac{1}{\langle h \rangle} \left\{ 4U \frac{a^3}{15} - \frac{a^3 v_0}{3} - v_0 \int_a^{h_m} dy \frac{\left[\int_y^{h_m} dy'' W(y'') \right]^2}{W(y)} \right\}. \quad (\text{S47})$$

B. Expression of f in the inner region

At this stage, we have completely determined f_0 , but the expressions for $f_1(X, y)$ in the peripheral and central regions cannot be matched, because f_1^p depends on X whereas f_1^c does not. This suggests that we look for solutions in the inner layer of the form

$$f(x, y) \simeq f_0(a) + Lf^*(X, Y). \quad (\text{S48})$$

This form is imposed by the matching conditions with the central and peripheral regions:

$$f^*(X, Y) \underset{Y \rightarrow +\infty}{\simeq} f_1^p(X, a) + Yf_0'(a) = [X + b_1^p(a)] + Yf_0'(a), \quad (\text{S49})$$

$$f^*(X, Y) \underset{Y \rightarrow -\infty}{\simeq} f_1^c(a) + Yf_0'(a). \quad (\text{S50})$$

The equation for f^* is found by expanding Eq. (S12) in powers of L (after having rescaled x, y by L , using $X = x/L, Y = (y - a)/L$), this leads to

$$(\partial_X^2 + \partial_Y^2)f^* = 0. \quad (\text{S51})$$

Furthermore, f^* must be periodic in X (with period 1), and the boundary conditions are

$$(\partial_X f^*)_{X=\pm 1/2; Y>0} = 1, \quad (\text{S52})$$

where we have taken the position of the values at which h is minimal at $X = 1/2 + n$. In the absence of the term $Yf_0'(a)$ in the matching conditions (S49) and (S50), this problem was solved in the context of dispersion without flow in [50], of note it appears also in the context of the calculation of the drag reduction when the direction of the flow is parallel to semi-infinite plates [58]. Taking into account the term $Yf_0'(a)$ slightly modifies the solution for f^* , which is

$$f^*(X, Y) = Yf_0'(a) + \text{Re} \left[\frac{i}{\pi} \ln \left(1 + \sqrt{1 + e^{-2\pi i(X+iY)}} \right) \right] + f_1^c(a), \quad (\text{S53})$$

where $\text{Re}(z)$ is the real part of a complex number z , and $i^2 = -1$. Note that this solution can be matched with the peripheral solution under the condition

$$b_1^p(a) = f_1^c(a), \quad (\text{S54})$$

so that f_1^p is equal to f_1^c at the position in the middle position between the necks of the channel ($X = 0$). With this matching condition, we obtain

$$Df_1^c(y) = \left(v_1 - \frac{U\beta}{a} \right) \frac{y^2 - a^2}{2} + C_1, \quad (\text{S55})$$

$$Db_1^p(y) = -v_1 \int_a^y \frac{dy'}{W(y')} \int_{y'}^{h_m} dy'' W(y'') + C_1, \quad (\text{S56})$$

and the constant C_1 is found by requiring that $\int_V f \, d\mathbf{r} = 0$ at order L , so that

$$\int_0^a dy Df_1^c(y) + \int_{-1/2}^{1/2} dX \int_a^{h(X)} dy [Db_1^p(y) + DX] = 0. \quad (\text{S57})$$

This leads to

$$C_1 = -\frac{1}{\langle h \rangle} \left\{ -\left(v_1 - \frac{U\beta}{a} \right) \frac{a^3}{3} - v_1 \int_a^{h_m} \frac{dy'}{W(y')} \left[\int_{y'}^{h_m} dy'' W(y'') \right]^2 + D \langle Xh(X) \rangle \right\}. \quad (\text{S58})$$

At this stage, we have fully determined f_0 and f_1 in all the regions of the channel. To compute the diffusivity at next-to-leading order in L , we also need to compute $\partial_X f_2$ at the channel boundary, which can be obtained from Eq. (S24):

$$D[\partial_X f_2]_{y=h(X)} = [v_0 - D(f_0^p)''(y)]X + \partial_y G_2^p(y). \quad (\text{S59})$$

C. Expression of the diffusivity

The effective diffusivity D_e is computed as follows:

$$D_e = D + \frac{1}{\Omega} \int_{\Omega} \mathrm{d}\mathbf{r} [u_x f - D \partial_x f] = D + \frac{1}{\langle h \rangle} \int_{-1/2}^{1/2} \mathrm{d}X \int_0^{h(X)} \mathrm{d}y \left[u_x f - \frac{D}{L} \partial_X f \right]. \quad (\text{S60})$$

Let us write the general expansion

$$D_e = D_e^{(0)} + L[D_A + D_B + D_C] + \mathcal{O}(L^2), \quad (\text{S61})$$

where the leading-order term reads:

$$D_e^{(0)} = D + \frac{1}{\langle h \rangle} \int_{-1/2}^{1/2} \mathrm{d}X \left[\int_0^a \mathrm{d}y u_x^{(0)} f_0^c - D \int_a^{h(X)} \mathrm{d}y \partial_X f_1^p \right], \quad (\text{S62})$$

where this expression takes into account the fact that u_x vanishes in the peripheral region, while $\partial_X f_0^p = \partial_X f_0^c = 0$, and $\partial_X f_1^c$ vanishes in the central region. The next-to-leading order components to the effective diffusivity read:

$$D_A = \frac{1}{\langle h \rangle} \int_{-1/2}^{1/2} \mathrm{d}X \int_0^a \mathrm{d}y [u_x^{(0)} f_1^c + u_x^{(1)} f_0^c], \quad (\text{S63})$$

$$D_B = -\frac{D}{\langle h \rangle} \int_{-1/2}^{1/2} \mathrm{d}X \int_a^{h(X)} \mathrm{d}y \partial_X f_2^p, \quad (\text{S64})$$

$$D_C = -\frac{D}{\langle h \rangle} \int_{-1/2}^{1/2} \mathrm{d}X \int_{-\infty}^{\infty} \mathrm{d}Y [\partial_X f^*(X, Y) - \theta(Y)], \quad (\text{S65})$$

where $\theta(\dots)$ is the Heaviside theta function. Note that the last integral is the contribution due to the inner layer f^* . To make explicit the origin of D_B and D_C , we consider the integral

$$J = \int_{-1/2}^{1/2} \int_0^{h(X)} \mathrm{d}y \partial_X f(X, y), \quad (\text{S66})$$

which is one of the components of the effective diffusivity in Eq. (S60). At leading order in L , we have $J \simeq J_0$ with

$$J_0 = \int_{-1/2}^{1/2} \int_0^a \mathrm{d}y \partial_X f_1^c(X, y) + \int_{-1/2}^{1/2} \int_a^{h(X)} \mathrm{d}y \partial_X f_1^p(X, y). \quad (\text{S67})$$

To calculate the next-to-leading order, we define the intermediate length ε with $L \ll \varepsilon \ll a$, and we write

$$J - J_0 = \int_{-1/2}^{1/2} \mathrm{d}X \left\{ \int_0^{a-\varepsilon} \mathrm{d}y \partial_X (f - f_1^c) + \int_{a-\varepsilon}^0 \mathrm{d}y \partial_X (f - f_1^c) \right. \\ \left. + \int_0^{a+\varepsilon} \mathrm{d}y \partial_X (f - f_1^p) + \int_{a+\varepsilon}^{h(X)} \mathrm{d}y \partial_X (f - f_1^p) \right\}. \quad (\text{S68})$$

In each of these regions we approximate $\partial_X (f - f_1)$ by its expression in the appropriate region of the boundary layer expansion:

$$J - J_0 \simeq L \int_{-1/2}^{1/2} \mathrm{d}X \left\{ \int_0^{a-\varepsilon} \mathrm{d}y \partial_X f_2^c + \int_{-\frac{\varepsilon}{L}}^0 \mathrm{d}Y \partial_X [f^*(X, Y) - \partial_X f_1^p(X, a + YL)] \right. \\ \left. + \int_0^{\frac{\varepsilon}{L}} \mathrm{d}Y \partial_X [f^*(X, Y) - \partial_X f_1^c(X, a + YL)] + \int_{a+\varepsilon}^{h(X)} \mathrm{d}y \partial_X f_2^p \right\}, \quad (\text{S69})$$

where we have used $Y = (y - a)/L$ in the boundary layer. Now, using $\partial_X f_2^c = \partial_X f_1^c = 0$, in the limit $L \rightarrow 0$, with $\varepsilon/L \gg 1$ and $\varepsilon \ll a$, we obtain

$$J - J_0 \simeq L \int_{-1/2}^{1/2} \mathrm{d}X \left\{ \int_{-\infty}^0 \mathrm{d}Y \partial_X f^*(X, Y) + \int_0^{\infty} \mathrm{d}Y \partial_X [f^*(X, Y) - \partial_X f_1^p(X, a)] + \int_a^{h(X)} \mathrm{d}y \partial_X f_2^p \right\}. \quad (\text{S70})$$

Noting that $\partial_X f_1^p(X, a) = 1$, using the above expression to evaluate the integrals involving $\partial_X f$ in Eq. (S60), we obtain the terms D_B and D_C defined in Eqs. (S64) and (S65).

Using Eqs. (S45), (S47) and (S55), the integrals in the leading order term can be calculated, leading to

$$D_e^{(0)} = \frac{Da}{\langle h \rangle} + \frac{4U^2 a^2}{9D \langle h \rangle^3} \left\{ \frac{17a \langle \eta \rangle^2}{35} + \frac{6a^2 \langle \eta \rangle}{35} + \frac{2a^3}{105} + \int_a^{h_m} dy \frac{\left(\int_y^{h_m} dy' W(y') \right)^2}{W(y)} \right\}, \quad (\text{S71})$$

where we have defined $\eta = h - a$.

Let us now calculate the terms for the diffusivity at next-to-leading order. First, using Eq. (S55), we obtain

$$D_A = -\frac{v_0 \langle X h(X) \rangle}{\langle h \rangle} + \frac{4aU^2 \beta}{45D \langle h \rangle^3} \left[6a \langle \eta \rangle^2 + a^2 \langle \eta \rangle + 15 \int_a^{h_m} dy \frac{\left(\int_y^{h_m} dy' W(y') \right)^2}{W(y)} \right]. \quad (\text{S72})$$

Next, using Eq. (S24) we obtain

$$D_B = -\frac{1}{\langle h \rangle} \int_{-1/2}^{1/2} dX \int_a^{h(X)} dy \{ [v_0 - D(f_0^p)''(y)] X + \partial_y G_2^p(y) \}. \quad (\text{S73})$$

Performing the integral over y , and using the property $\int_{-1/2}^{1/2} dX X = 0$, we obtain

$$D_B = -\frac{1}{\langle h \rangle} \int_{-1/2}^{1/2} dX \{ [v_0 h(X) - D(f_0^p)'(h(X))] X + G_2^p(h(X)) - G_2^p(a) \}. \quad (\text{S74})$$

Using Eq. (S30), we can simplify this expression:

$$D_B = -\frac{1}{\langle h \rangle} \int_{-1/2}^{1/2} dX \left(v_0 h(X) X - G_2^p(a) - v_0 \int_{-1/2}^X dw w h'(w) \right). \quad (\text{S75})$$

Writing Eq. (S30) for $X = -1/2$ and $X = 1/2$ leads to

$$G_2^p(a) = -D(f_0^p)'(a)/2 = -\frac{v_0 \langle X h'(X) \rangle}{2}. \quad (\text{S76})$$

Using integrations by parts, we also note that

$$\begin{aligned} \int_{-1/2}^{1/2} dX \int_{-1/2}^X dw w h'(w) &= -\int_{-1/2}^{1/2} dX X^2 h'(X) + \frac{\langle X h'(X) \rangle}{2} \\ &= 2 \langle X(h(X) - a) \rangle + \frac{\langle X h'(X) \rangle}{2}. \end{aligned} \quad (\text{S77})$$

As a consequence, we obtain for D_B (noting that, trivially, $\langle X \rangle = 0$)

$$D_B = \frac{v_0}{\langle h \rangle} \langle h(X) X \rangle. \quad (\text{S78})$$

Last, the term D_C can be calculated by performing the integration over X in Eq. (S65):

$$D_C = -\frac{D}{\langle h \rangle} \int_{-\infty}^{\infty} dY [f^*(X = 1/2, Y) - f^*(X = -1/2, Y) - \theta(Y)]. \quad (\text{S79})$$

Using the explicit value of f^* given by Eq. (S53), we obtain

$$D_C = -\frac{D}{\langle h \rangle} \int_0^{\infty} dY \left[\frac{2}{\pi} \text{Arctan} \left(\sqrt{e^{2\pi Y} - 1} \right) - 1 \right] = \frac{D \ln 2}{\pi \langle h \rangle}. \quad (\text{S80})$$

Interestingly this is the same result as that computed without flow in Ref. [50], although the function f^* itself is modified by the flow.

Collecting these results, we find our final expression for the effective diffusivity

$$D_e = \frac{Da}{\langle h \rangle} + \frac{DL \ln 2}{\pi \langle h \rangle} + \frac{4U^2 a^2}{9D \langle h \rangle^3} \left\{ \frac{17a \langle \eta \rangle^2}{35} + \frac{6a^2 \langle \eta \rangle}{35} + \frac{2a^3}{105} + \int_a^{h_m} dy \frac{\left(\int_y^{h_m} dy' W(y') \right)^2}{W(y)} \right\} \\ + \frac{4aLU^2\beta}{45D \langle h \rangle^3} \left\{ 6a \langle \eta \rangle^2 + a^2 \langle \eta \rangle + 15 \int_a^{h_m} dy \frac{\left(\int_y^{h_m} dy_1 W(y_1) \right)^2}{W(y)} \right\}. \quad (\text{S81})$$

III. EFFECTIVE DIFFUSIVITY FOR UNIFORM CHANNELS

A. Uniform 2D channels with sticky boundaries

Here we explain how the effective diffusivity for a flat channel with sticky walls can be obtained by using the results of Ref. [51], where in 2D it was obtained that

$$D_e = D_b P_B + D_s P_S + \int_{-a}^a dy_1 \int_{-a}^a dy_2 u_x(y_1) u_e(y_2) B(y_1|y_2) p_b(y_2), \quad (\text{S82})$$

with P_B the stationary probability to be observed in the bulk, P_S the stationary probability to be observed on the surfaces, and B defined by

$$B(y_1|y_2) = \frac{a^3/3 + a^2\delta + a\delta^2 - (a+\delta)^2|y_1 - y_2| + (a+\delta)(y_1^2 + y_2^2)/2}{2D_b(a+\delta)^2}, \quad (\text{S83})$$

with $B(y_2|y_1) = B(y_1|y_2)$, and $\delta = k_a/k_d$. Moreover, if $p_b(y, t)$ is the marginal probability to observe the particle in the bulk at position y in the steady state, and p_s^+ and p_s^- the probability to observe the particle attached to the upper (and lower) wall, respectively, one has

$$p_b k_a = p_s^+ k_d = p_s^- k_d, \quad p_s^+ = p_s^- = P_S/2, \quad P_B = 2ap_b, \quad (\text{S84})$$

from which it is easy to show that

$$p_b = \frac{1}{2(a+\delta)}, \quad p_s^+ = p_s^- = \frac{\delta}{2(a+\delta)}, \quad (\text{S85})$$

$$P_B = \frac{a}{a+\delta}, \quad P_S = \frac{\delta}{a+\delta}. \quad (\text{S86})$$

Applying Eq. (S82) with $u_e(y) = u_x^{(0)}(y) + Lu_x^{(1)}(y)$ leads to Eq. (18) in the main text for the effective diffusivity in a planar channel.

B. Translationally invariant channel with anisotropic, spatially varying diffusivity

In the small L limit, we may approximate the motion in the longitudinal direction $x(t)$ in the real channel as satisfying the stochastic differential equation

$$dx_t = \sqrt{2D_{\parallel}(y_t)} dB_{\parallel,t} + u_e(y_t)\theta(a - |y|) dt, \quad (\text{S87})$$

where y_t is the distance to the central axis and $\langle dB_{\parallel,t}^2 \rangle = dt$. Here we have

$$D_{\parallel}(y) = D\theta(a + \ell - |y|). \quad (\text{S88})$$

This means that the particle only diffuses when it is in the channel part $|y| < a + \ell$ and we ignore dispersion in the lobe or corrugated part, which is the valid approximation for the form of strong corrugation used here. The length ℓ is included to account for the fact that particles in the vicinity of the channel entrance can still diffuse in the longitudinal direction. Similarly the drift vanishes when $|y| > a$.

The vertical process y_t obeys

$$dy_t = \sqrt{2D} dB_{\perp,t} + \frac{D}{k_B T} \varphi'(y_t) dt, \quad \varphi(y) = \begin{cases} -k_B T \ln[(y/a)^{d-2} W(y)] & (|y| > a) \\ -k_B T \ln[(y/a)^{d-2}] & (|y| < a) \end{cases} \quad (\text{S89})$$

where $\langle dB_{\perp,t}^2 \rangle = dt$, $W(y)L$ is the longitudinal distance between the pore's wall at distance y from the center (divided by L), see Fig. S1. The above equation is valid for $d = 2$ or $d = 3$ and takes into account the fact that the number of configurations at fixed y is $\Omega(y) = y^{d-2} W(y)$ (up to a multiplicative factor), giving rise to an entropic potential $\varphi(y) = -k_B T \ln y^{d-2} W(y)$ which couples a Fick-Jacobs approximation for the motion in the lateral direction, and the fact that y is the radial part of a Brownian motion. The above equation is derived for $|y| > a$ and is trivially extended for $|y| < a$ where the part due to $W(y)$ is irrelevant.

This approximate problem is therefore just an effective Taylor dispersion problem in a channel of height h_m with spatially dependent anisotropic diffusion tensor. The effective diffusivity for this problem is given in Ref. [57] as

$$D_e = \int_0^{h_m} dy D_{\parallel}(y) p_e(y) + \int_0^{h_m} dy \frac{\left\{ \int_y^{h_m} dy_1 p_e(y_1) [u_e(y_1) - v] \right\}^2}{D_{\perp}(y) p_e(y)}, \quad (\text{S90})$$

where

$$p_e(y) = \frac{e^{-\varphi(y)/k_B T}}{\int_0^{h_m} dy_1 e^{-\varphi(y_1)/k_B T}}, \quad v = \frac{u_e(y) e^{-\varphi(y)/k_B T}}{\int_0^{h_m} dy_1 e^{-\varphi(y_1)/k_B T}}. \quad (\text{S91})$$

We apply these formulas for $u_e = [U(1 - y^2/a^2) + u_s] \theta(a - |y|)$. For $d = 2$, the equilibrium probability for the lateral variable y reads

$$p_e(y) = \frac{1}{\langle h \rangle} \times \begin{cases} W(y) & (|y| > a), \\ 1 & (|y| < a). \end{cases} \quad (\text{S92})$$

Note that here we consider the line $y = 0$ as reflecting for the particle, this does not change the value of the final diffusivity. The effective diffusivity obtained with Eq. (S90) reads

$$\begin{aligned} D_e &= \frac{(a + \ell)D}{\langle h \rangle} + \frac{1}{D \langle h \rangle} \int_0^a dy \left\{ \int_y^a dy_1 [u_x(y_1) - v] - \int_a^{h_m} dy_1 W(y_1) v \right\}^2 + \frac{1}{D \langle h \rangle} \int_a^{h_m} dy \frac{\left\{ v \int_y^{h_m} dy_1 W(y_1) \right\}^2}{W(y)} \\ &= \frac{(a + \ell)D}{\langle h \rangle} + \frac{1}{D \langle h \rangle} \int_0^a dy \left\{ \int_y^a dy_1 [u_x(y_1) - v] - \delta v \right\}^2 + \frac{1}{D \langle h \rangle} \int_a^{h_m} dy \frac{\left\{ v \int_y^{h_m} dy_1 W(y_1) \right\}^2}{W(y)}. \end{aligned} \quad (\text{S93})$$

Using the form $u_e = U(1 - y^2/a^2) + u_s$, we recover Eq. (S81) if one chooses

$$\ell = L \ln 2/\pi. \quad (\text{S94})$$

For the 3D problem, we have

$$p_e(y) = \frac{2y}{\langle h^2 \rangle} \times \begin{cases} W(y) & (y > a), \\ 1 & (y < a), \end{cases} \quad (\text{S95})$$

so that

$$\begin{aligned} D_e &= \frac{2D}{\langle h^2 \rangle} \int_0^{a+\ell} dy y + \frac{2}{D \langle h^2 \rangle} \int_0^a \frac{dy}{y} \left\{ \int_y^a dy_1 y_1 [u_x(y_1) - v] - \int_a^{h_m} dy_1 y_1 W(y_1) v \right\}^2 \\ &\quad + \frac{2}{D \langle h^2 \rangle} \int_a^{h_m} dy \frac{\left\{ v \int_y^{h_m} dy_1 y_1 W(y_1) \right\}^2}{y W(y)}. \end{aligned} \quad (\text{S96})$$

This leads to

$$D_e = \frac{D(a + \ell)^2}{\langle h^2 \rangle} + \frac{2}{D \langle h^2 \rangle} \int_0^a \frac{dy}{y} \left\{ \int_y^a dy_1 y_1 [u_x(y_1) - v] - \frac{v}{2} (\langle h^2 \rangle - a^2) \right\}^2 + \frac{2v^2}{D \langle h^2 \rangle} \int_a^{h_m} dy \frac{\left\{ \int_y^{h_m} dy_1 y_1 W(y_1) \right\}^2}{y W(y)}, \quad (\text{S97})$$

and we finally recover the exact result Eq. (S158) at order 1 in L , if one chooses the same value for ℓ as in 2D.

IV. CALCULATION DETAILS IN 3D FOR AXISYMMETRIC CHANNELS

Here we explain how to generalize the calculation of the diffusivity to the case of a three-dimensional axisymmetric channel. The calculations here are essentially the same as those of Section II but are presented in detail for the sake of clarity. Here we keep the notation x to represent the coordinate along the channel axis, $x = X/L$, $y > 0$ denotes the distance to the central axis, and $h(X)$ is the local channel radius. Let us first consider the pressure-induced flow. As in 2D, the structure of the flow is given by

$$\mathbf{u} \underset{L \rightarrow 0}{\simeq} \begin{cases} \mathbf{u}_0(X, y) + L\mathbf{u}_1(X, y) + \dots & [y < a], \\ L\mathbf{u}^*(X, Y) + \dots & [y - a = \mathcal{O}(L)], \\ 0 & [y > a], \end{cases} \quad (\text{S98})$$

At leading order, the flow \mathbf{u}_0 is a pressure induced flow in a uniform channel of radius a , since it depends only on y the Stokes equations take the form

$$\eta \left(\frac{1}{y} \partial_y (y \partial_y u_x) + \partial_x^2 u_x \right) - \partial_x \Pi = 0. \quad (\text{S99})$$

This equation, with the boundary condition $\mathbf{u}_0(y = a) = 0$ is readily solved:

$$\mathbf{u}_0 = U(1 - y^2/a^2) \mathbf{e}_x, \quad U = -\frac{a^2(\nabla \Pi)_\infty}{2\eta}. \quad (\text{S100})$$

Next, near the entrance of the lateral regions, the field $\mathbf{u}^*(X, Y)$ satisfies exactly the same equations as in the two-dimensional case, so that the effective slip velocity is still given by $u_s = UL\beta/a$. This leads to a flow at next-to-leading order which is uniform

$$\mathbf{u}_1 = (U\beta/a) \mathbf{e}_x. \quad (\text{S101})$$

As a consequence the average flow in the x direction reads

$$v = \frac{\int_0^a dy y [U(1 - y^2/a^2) + UL\beta/a]}{\int_{-1/2}^{1/2} dX \int_0^{h(X)} dy y} = v_0 + Lv_1 + \mathcal{O}(L^2), \quad (\text{S102})$$

with

$$v_0 = \frac{a^2 U}{2\langle h^2 \rangle}, \quad v_1 = \frac{U a \beta}{\langle h^2 \rangle}. \quad (\text{S103})$$

Next, we focus on the calculation of f , which satisfies the equations

$$-\frac{u_x}{L} \partial_X f + D \left(\frac{1}{L^2} \partial_X^2 f + \frac{1}{y} \partial_y (y \partial_y f) \right) = v - u_x, \quad (\text{S104})$$

in both peripheral and central regions. In the peripheral region, the boundary condition is

$$\frac{1}{L} (\partial_X h) \left(\frac{\partial_X f^p}{L} - 1 \right) - \partial_y f^p = 0 \quad [y = h(X)], \quad (\text{S105})$$

while for the central region one has the condition that f is periodic of period 1 and the condition $\partial_y f^c = 0$ at $y = 0$.

Inserting the series expansion in powers of L , $f^w = \sum_{n \geq 0} L^n f_n^w(X, y)$ ($w \in \{c, p\}$) in both central and peripheral regions into Eqs. (S104) and (S105), we find that Eqs. (S16) to (S19) found for the two-dimensional case are unchanged, so that the general form of solutions for f is unchanged at order 1 and L :

$$f_0^c(X, y) = f_0^c(y), \quad f_0^p(X, y) = f_0^p(y), \quad (\text{S106})$$

$$f_1^c(X, y) = f_1^c(y), \quad f_1^p(X, y) = X + b_1^p(y), \quad (\text{S107})$$

where $f_0^c, f_0^p, f_1^c, b_1^p$ are functions of y only.

To determine these functions, we need to consider the next orders in the power expansion of Eqs. (S104) and (S105). First, for the peripheral region (where $u_x = 0$), we obtain

$$D \left[\partial_X^2 f_2^p + \frac{1}{y} \partial_y (y \partial_y f_0^p) \right] = v_0, \quad (\text{S108})$$

$$D \left[\partial_X^2 f_3^p + \frac{1}{y} \partial_y (y \partial_y f_1^p) \right] = v_1, \quad (\text{S109})$$

Integrating over the variable X , we obtain

$$D \partial_X f_2^p = \left[v_0 - D \frac{1}{y} \partial_y (y \partial_y f_0^p(y)) \right] X + A_2^p(y), \quad (\text{S110})$$

$$D \partial_X f_3^p = \left[v_1 - D \frac{1}{y} \partial_y (y \partial_y b_1^p(y)) \right] X + A_3^p(y), \quad (\text{S111})$$

where A_2^p and A_3^p are functions of y only. The boundary conditions are

$$(h'(X) \partial_X f_2^p - \partial_y f_0^p)_{y=h(X)} = 0, \quad (\text{S112})$$

$$(h'(X) \partial_X f_3^p - \partial_y f_1^p)_{y=h(X)} = 0, \quad (\text{S113})$$

so that, using Eqs. (S110) and (S111), we obtain

$$h'(X) \left\{ \left[v_0 - D(f_0^p)''(h(X)) - D \frac{(f_0^p)'(h(X))}{h(X)} \right] X + A_2^p(h(X)) \right\} = D(f_0^p)'(h(X)), \quad (\text{S114})$$

$$h'(X) \left\{ \left[v_1 - D(b_1^p)''(h(X)) - D \frac{(b_1^p)'(h(X))}{h(X)} \right] X + A_3^p(h(X)) \right\} = D(b_1^p)'(h(X)). \quad (\text{S115})$$

Multiplying these equations by $h(X)$ and integrating once leads to

$$DX h(X) (f_0^p)'(h(X)) = v_0 \int_{-1/2}^X dw h'(w) h(w) w + G_2^p(h(X)), \quad (\text{S116})$$

$$DX h(X) (b_1^p)'(h(X)) = v_1 \int_{-1/2}^X dw h'(w) h(w) w + G_3^p(h(X)), \quad (\text{S117})$$

where G_2^p and G_3^p are primitive functions of yA_2^p and yA_3^p , respectively: $\partial_y[G_i^p(y)] = yA_i^p(y)$ ($i \in \{2, 3\}$).

Now, for a given value of y , we can find two values of X , say $X_1(y)$ and $X_2(y)$ so that $y = h(X_1(y)) = h(X_2(y))$, with $X_1(y) < X_2(y)$. If we write the above equations for $X_1(y)$ and $X_2(y)$ and take the difference between the two, we obtain

$$D[X_2(y) - X_1(y)] y (f_0^p)'(y) = v_0 \int_{X_1(y)}^{X_2(y)} dw w h(w) h'(w), \quad (\text{S118})$$

$$D[X_2(y) - X_1(y)] y (b_1^p)'(y) = v_1 \int_{X_1(y)}^{X_2(y)} dw w h(w) h'(w). \quad (\text{S119})$$

Using the change of variable $y_1 = h(w)$ in the above integrals (after having separated the integration interval between the intervals $[X_1(y); X_1(h_m)]$ and $[X_2(h_m); X_2(y)]$), we remark that

$$\int_{X_1(y)}^{X_2(y)} dw w h(w) h'(w) = - \int_y^{h_m} dy_1 y_1 W(y_1), \quad (\text{S120})$$

where $W(y) = X_2(y) - X_1(y)$ as before. We thus obtain

$$D(f_0^p)'(y) = - \frac{v_0}{y W(y)} \int_y^{h_m} dy_1 y_1 W(y_1), \quad (\text{S121})$$

$$D(b_1^p)'(y) = - \frac{v_1}{y W(y)} \int_y^{h_m} dy_1 y_1 W(y_1). \quad (\text{S122})$$

For the central region, we have

$$D \left[\partial_X^2 f_2^c + \frac{1}{y} \partial_y (y \partial_y f_0^c(y)) \right] = v_0 - u_x^{(0)}(y), \quad (\text{S123})$$

$$D \left[\partial_X^2 f_3^c + \frac{1}{y} \partial_y (y \partial_y f_1^c(y)) \right] = v_1 - u_x^{(1)}(y), \quad (\text{S124})$$

The fact that f_2^c and f_3^c are periodic functions of X imposes

$$D \frac{1}{y} \partial_y (y \partial_y f_0^c(y)) = v_0 - u_x^{(0)}(y) = v_0 - U(1 - y^2/a^2), \quad (\text{S125})$$

$$D \frac{1}{y} \partial_y (y \partial_y f_1^c(y)) = v_1 - u_x^{(1)}(y) = v_1 - U\beta/a. \quad (\text{S126})$$

Therefore, noting that $\partial_y f = 0$ at $y = 0$ (by symmetry, at all orders), we have

$$D \partial_y f_0^c(y) = v_0 \frac{y}{2} - U \left(\frac{y}{2} - \frac{y^3}{4a^2} \right), \quad (\text{S127})$$

$$D \partial_y f_1^c(y) = \left(v_1 - \frac{U\beta}{a} \right) \frac{y}{2}. \quad (\text{S128})$$

We recall that v_0 and v_1 are given by Eq. (S103) and that the volume of the lateral region V_L can be written as

$$V_L = \pi L (\langle h^2 \rangle - a^2) = \frac{2\pi L}{W(a)} \int_a^{h_m} dy_1 W(y_1) y_1 = 2\pi L \int_a^{h_m} dy_1 W(y_1) y_1, \quad (\text{S129})$$

with $W(a) = 1$. Using these values, we see by comparing Eqs. (S121) and (S127) that $\partial_y [f_0^c - f_0^p]_{y=a} = 0$, so there is no discontinuity of derivative of f_0 at $y = a$ at this order. The same property holds for f_1 . We can thus impose that f_0 is regular (continuous; with continuous derivative) at $y = a$, this leads to

$$D f_0(y) = \begin{cases} D f_0^c(y) = (v_0 - U)(y^2 - a^2)/4 + U \frac{(y^4 - a^4)}{16a^2} + C_0, & (y < a), \\ D f_0^p(y) = -v_0 \int_a^y \frac{dy'}{W(y')y'} \int_{y'}^{h_m} dy'' W(y'') y'' + C_0, & (y > a), \end{cases} \quad (\text{S130})$$

where the integration constant C_0 is fixed by the normalization condition $\int_{\Omega} \mathbf{d}\mathbf{r} f = 0$, which writes

$$\int_0^a dy y f_0^c(y) + \int_a^{h_m} dy y W(y) f_0^p(y) = 0. \quad (\text{S131})$$

Using the previous expressions for f_0^c, f_0^p , the above equation leads to

$$C_0 = -\frac{2}{\langle h^2 \rangle} \left\{ U \frac{a^4}{24} - \frac{a^4 v_0}{16} - v_0 \int_a^{h_m} dy \frac{\left[\int_y^{h_m} dy'' y'' W(y'') \right]^2}{W(y)y} \right\}, \quad (\text{S132})$$

where we have used the fact that

$$\int_0^a dy y C_0 + \int_a^{h_m} dy y W(y) C_0 = \int_{-1/2}^{1/2} dX \int_0^{h(X)} dy y C_0 = \int_{-1/2}^{1/2} dX \frac{h^2(X)}{2} C_0 = \frac{C_0 \langle h^2(X) \rangle}{2}. \quad (\text{S133})$$

At the boundary layer $y \simeq a$ we can perform the exact same analysis as in the 2D case, we find that f^* has exactly the same form as in 2D, with the consequence that solutions can be matched only if

$$b_1^p(a) = f_1^c(a). \quad (\text{S134})$$

With this matching condition, we obtain

$$D f_1^c(y) = \left(v_1 - \frac{U\beta}{a} \right) \frac{y^2 - a^2}{4} + C_1, \quad (\text{S135})$$

$$D b_1^p(y) = -v_1 \int_a^y \frac{dy'}{W(y')y'} \int_{y'}^{h_m} dy'' W(y'') y'' + C_1, \quad (\text{S136})$$

and the constant C_1 is found by requiring that $\int_V f \mathbf{dr} = 0$ at order L , so that

$$\int_0^a dy y D f_1^c(y) + \int_{-1/2}^{1/2} dX \int_a^{h(X)} dy y [D b_1^p(y) + DX] = 0. \quad (\text{S137})$$

This leads to

$$C_1 = -\frac{2}{\langle h^2 \rangle} \left\{ -\left(v_1 - \frac{U\beta}{a}\right) \frac{a^4}{16} - v_1 \int_a^{h_m} \frac{dy'}{W(y')y'} \left[\int_{y'}^{h_m} dy'' W(y'')y'' \right]^2 + \frac{D\langle Xh^2(X) \rangle}{2} \right\}. \quad (\text{S138})$$

At this stage, we have fully determined f_0 and f_1 in all the regions of the channel. To compute the diffusivity at next-to-leading order in L , we also need to compute $\partial_X f_2$ at the channel boundary, which can be obtained from Eq. (S110) (up to a constant)

$$D\partial_X f_2^p = \left[v_0 - D \frac{1}{y} \partial_y (y \partial_y f_0^p(y)) \right] X + \frac{1}{y} \partial_y G_2^p(y). \quad (\text{S139})$$

In 3D, the effective diffusivity D_e is estimated as follows:

$$D_e = D + \frac{1}{|\Omega|} \int_{\Omega} \mathbf{dr} [u_x f - D \partial_x f] = D + \frac{2}{\langle h^2 \rangle} \int_{-1/2}^{1/2} dX \int_0^{h(X)} dy y \left[u_x f - \frac{D}{L} \partial_X f \right]. \quad (\text{S140})$$

As in 2D, we write the general expansion

$$D_e = D_e^{(0)} + L[D_A + D_B + D_C] + \mathcal{O}(L^2), \quad (\text{S141})$$

where the leading-order term reads:

$$D_e^{(0)} = D + \frac{2}{\langle h^2 \rangle} \int_{-1/2}^{1/2} dX \left[\int_0^a dy y u_x^{(0)} f_0^c - D \int_a^{h(X)} dy y \partial_X f_1^p \right], \quad (\text{S142})$$

where this expression takes into account the fact that u_x vanishes in the peripheral region, while $\partial_X f_0^p = \partial_X f_0^c = 0$, and $\partial_X f_1^c$ vanishes in the central region. The next-to-leading order components to the effective diffusivity read:

$$D_A = \frac{2}{\langle h^2 \rangle} \int_{-1/2}^{1/2} dX \int_0^a dy y [u_x^{(0)} f_1^c + u_x^{(1)} f_0^c], \quad (\text{S143})$$

$$D_B = -\frac{2D}{\langle h^2 \rangle} \int_{-1/2}^{1/2} dX \int_a^{h(X)} dy y \partial_X f_2^p, \quad (\text{S144})$$

$$D_C = -\frac{2Da}{\langle h^2 \rangle} \int_{-1/2}^{1/2} dX \int_{-\infty}^{\infty} dY [\partial_X f^*(X, Y) - \theta(Y)]. \quad (\text{S145})$$

Using Eqs. (S130), (S132) and (S135), the integrals in the leading order term can be calculated, leading to

$$D_e^{(0)} = \frac{Da}{a+2\delta} + \frac{U^2 a}{192D(a+2\delta)^3} \left\{ a^4 + 12a^3\delta + 44a^2\delta^2 + 96 \int_a^{h_m} dy \frac{\left(\int_y^{h_m} dy' W(y')y' \right)^2}{W(y)y} \right\}, \quad (\text{S146})$$

where we have defined δ with the formula

$$\langle h^2 \rangle = a^2 + 2a\delta. \quad (\text{S147})$$

Next, the term D_A , defined in Eq. (S143), can be calculated by using the previously found expressions for f_n , leading to

$$D_A = \beta U^2 \frac{a^3\delta + 8a^2\delta^2 + 24 \int_a^{h_m} dy \frac{\left(\int_y^{h_m} dy' W(y')y' \right)^2}{W(y)y}}{12D(a+2\delta)^3} - \frac{v_0}{\langle h^2 \rangle} \langle Xh^2(X) \rangle. \quad (\text{S148})$$

Now, we evaluate the term D_B , which reads

$$\begin{aligned} D_B &= -\frac{2D}{\langle h^2 \rangle} \int_{-1/2}^{1/2} dX \int_a^{h(X)} dy y \partial_X f_2^p \\ &= -\frac{2}{\langle h^2 \rangle} \int_{-1/2}^{1/2} dX \int_a^{h(X)} dy y \left\{ \left[v_0 - D \frac{1}{y} \partial_y (y \partial_y f_0^p(y)) \right] X + \frac{1}{y} \partial_y G_2^p(y) \right\}, \end{aligned} \quad (\text{S149})$$

where we have used Eq. (S139). Integrating over y and noting that $\int_{-1/2}^{1/2} dX X = 0$ we obtain

$$D_B = -\frac{2}{\langle h^2 \rangle} \int_{-1/2}^{1/2} dX \left\{ \left(\frac{v_0}{2} h^2(X) - Dh(X)(f_0^p)'(h(X)) \right) X + G_2^p(h(X)) - G_2^p(a) \right\}. \quad (\text{S150})$$

We recall Eq. (S116),

$$DXh(X)(f_0^p)'(h(X)) = v_0 \int_{-1/2}^X dw h'(w)h(w)w + G_2^p(h(X)). \quad (\text{S151})$$

Using this equation, we obtain

$$D_B = -\frac{2}{\langle h^2 \rangle} \int_{-1/2}^{1/2} dX \left\{ \frac{v_0}{2} h^2(X)X - G_2^p(a) - v_0 \int_{-1/2}^X dw h'(w)h(w)w \right\}. \quad (\text{S152})$$

Writing Eq. (S151) for $X = -1/2$ and $X = 1/2$, we can show that

$$G_2^p(a) = -\frac{v_0}{2} \int_{-1/2}^{1/2} dw h'(w)h(w)w. \quad (\text{S153})$$

Next, using integrations by parts, we have

$$\begin{aligned} \int_{-1/2}^{1/2} dX \int_{-1/2}^X dw h'(w)h(w)w &= -\int_{-1/2}^{1/2} dX X^2 h'(X)h(X) + \frac{1}{2} \int_{-1/2}^{1/2} dw h'(w)h(w)w \\ &= \int_{-1/2}^{1/2} dX (2X) \frac{h^2(X) - a^2}{2} + \frac{1}{2} \int_{-1/2}^{1/2} dw h'(w)h(w)w. \end{aligned} \quad (\text{S154})$$

With these arguments we finally obtain

$$D_B = \frac{v_0}{\langle h^2 \rangle} \langle X h^2(X) \rangle. \quad (\text{S155})$$

Last, the term D_C is almost the same as in 2D, with the result

$$D_C = \frac{Da}{\pi \langle h^2 \rangle} 2 \ln 2. \quad (\text{S156})$$

We define τ as the mean escape time out of a protrusion. Using the formulas of Ref. [56], we identify this time as

$$\tau = k_d^{-1} = \frac{2}{D \langle h^2 - a^2 \rangle} \int_a^{h_m} dy \frac{\left(\int_y^{h_m} dy' W(y')y' \right)^2}{W(y)y} = \frac{1}{D\delta a} \int_a^{h_m} dy \frac{\left(\int_y^{h_m} dy' W(y')y' \right)^2}{W(y)y}. \quad (\text{S157})$$

Using this value and the obtained expressions for $D_e^{(0)}$, D_A , D_B , D_C , we conclude that the expression of the effective diffusivity in a strongly corrugated axisymmetric channel is given by the following formula, valid at next to leading order for small L :

$$D_e = \frac{Da}{a+2\delta} + \frac{DL2 \ln 2}{\pi(a+2\delta)} + \frac{U^2 a^2 (a^3 + 12a^2\delta + 44a\delta^2 + 96D\tau\delta)}{192D(a+2\delta)^3} + \beta La U^2 \frac{a^2\delta + 8\delta^2 + 24D\delta\tau}{12D(a+2\delta)^3}. \quad (\text{S158})$$

This agrees with the results of [51] when one identifies $\delta = k_a/k_d$ (when one neglects the slip velocity).

[1] Marbach, S., Dean, D. S. & Bocquet, L. Transport and dispersion across wiggling nanopores. *Nat. Phys.* **14**, 1108–1113 (2018).

- [2] Aminian, M., Bernardi, F., Camassa, R., Harris, D. M. & McLaughlin, R. M. How boundaries shape chemical delivery in microfluidics. *Science* **354**, 1252–1256 (2016).
- [3] Kim, W. K., Kanduč, M., Roa, R. & Dzubiella, J. Tuning the permeability of dense membranes by shaping nanoscale potentials. *Phys. Rev. Lett.* **122**, 108001 (2019).
- [4] Brenner, H. & Edwards, D. A. *Macrotransport Processes*, edited by Butterworth (Heinemann, 1993).
- [5] Meigel, F. J., Darwent, T., Bastin, L., Goehring, L. & Alim, K. Dispersive transport dynamics in porous media emerge from local correlations. *Nat. Comm.* **13**, 5885 (2022).
- [6] Le Borgne, T., Dentz, M. & Villermaux, E. Stretching, coalescence, and mixing in porous media. *Phys. Rev. Lett.* **110**, 204501 (2013).
- [7] Dentz, M., Le Borgne, T., Englert, A. & Bijeljic, B. Mixing, spreading and reaction in heterogeneous media: A brief review. *J. Contam. Hydrol.* **120**, 1–17 (2011).
- [8] De Barros, F. P., Dentz, M., Koch, J. & Nowak, W. Flow topology and scalar mixing in spatially heterogeneous flow fields. *Geophys. Res. Lett.* **39** (2012).
- [9] Bernate, J. A. & Drazer, G. Stochastic and deterministic vector chromatography of suspended particles in one-dimensional periodic potentials. *Phys. Rev. Lett.* **108**, 214501 (2012).
- [10] Aminian, M., Bernardi, F., Camassa, R. & McLaughlin, R. M. Squaring the circle: Geometric skewness and symmetry breaking for passive scalar transport in ducts and pipes. *Phys. Rev. Lett.* **115**, 154503 (2015).
- [11] Dean, D. S., Drummond, I. & Horgan, R. Effective transport properties for diffusion in random media. *J. Stat. Mech.: Theor. Exp.* **2007**, P07013 (2007).
- [12] Malgaretti, P., Pagonabarraga, I. & Rubi, J. M. Entropic transport in confined media: a challenge for computational studies in biological and soft-matter systems. *Front. Phys.* **1**, 21 (2013).
- [13] Burada, P. S., Hänggi, P., Marchesoni, F., Schmid, G. & Talkner, P. Diffusion in confined geometries. *ChemPhysChem* **10**, 45–54 (2009).
- [14] Jacobs, M. *Diffusion Processes*; springer. *Berlin Heidelberg New York* (1967).
- [15] Reguera, D. *et al.* Entropic transport: Kinetics, scaling, and control mechanisms. *Phys. Rev. Lett.* **96**, 130603 (2006).
- [16] Rubi, J. M. Entropic diffusion in confined soft-matter and biological systems. *Europhys. Lett.* **127**, 10001 (2019).
- [17] Taylor, G. I. Dispersion of soluble matter in solvent flowing slowly through a tube. *Proc. R. Soc. Lond., A* **219**, 186–203 (1953).
- [18] Martens, S., Straube, A., Schmid, G., Schimansky-Geier, L. & Hänggi, P. Hydrodynamically enforced entropic trapping of Brownian particles. *Phys. Rev. Lett.* **110**, 010601 (2013).
- [19] Kalinay, P. Taylor dispersion in Poiseuille flow in three-dimensional tubes of varying diameter. *Phys. Rev. E* **102**, 042606 (2020).
- [20] Bolster, D., Dentz, M. & Le Borgne, T. Solute dispersion in channels with periodically varying apertures. *Phys. Fluids* **21** (2009).
- [21] Yang, X. *et al.* Hydrodynamic and entropic effects on colloidal diffusion in corrugated channels. *Proc. Natl. Acad. Sci. U.S.A.* **114**, 9564–9569 (2017).
- [22] Smith, R. Longitudinal dispersion coefficients for varying channels. *J. Fluid. Mech.* **130**, 299–314 (1983).
- [23] Hoagland, D. & Prud’Homme, R. Taylor-Aris dispersion arising from flow in a sinusoidal tube. *AIChE journal* **31**, 236–244 (1985).
- [24] Marbach, S. & Alim, K. Active control of dispersion within a channel with flow and pulsating walls. *Phys. Rev. Fluids* **4**, 114202 (2019).
- [25] Dagdug, L. & Pineda, I. Projection of two-dimensional diffusion in a curved midline and narrow varying width channel onto the longitudinal dimension. *J. Chem. Phys.* **137**, 024107 (2012).
- [26] Roggeveen, J. V., Stone, H. A. & Kurzthaler, C. Transport of a passive scalar in wide channels with surface topography: An asymptotic theory. *J. Phys.: Condens. Matter* **35**, 274003 (2023).
- [27] Haugerud, I. S., Linga, G. & Flekkøy, E. G. Solute dispersion in channels with periodic square boundary roughness. *J. Fluid. Mech.* **944**, A53 (2022).
- [28] Amaral Souto, H. P. & Moyne, C. Dispersion in two-dimensional periodic porous media. Part ii. Dispersion tensor. *Phys. Fluids* **9**, 2253–2263 (1997).
- [29] Amaral Souto, H. P. & Moyne, C. Dispersion in two-dimensional periodic porous media. Part i. Hydrodynamics. *Phys. Fluids* **9**, 2243–2252 (1997).
- [30] Quintard, M. & Whitaker, S. Convection, dispersion, and interfacial transport of contaminants: Homogeneous porous media. *Adv. Water Resour.* **17**, 221–239 (1994).
- [31] Quintard, M. & Whitaker, S. Transport in ordered and disordered porous media: volume-averaged equations, closure problems, and comparison with experiment. *Chem. Eng. Sci.* **48**, 2537–2564 (1993).
- [32] Richardson, S. On the no-slip boundary condition. *J. Fluid Mech.* **59**, 707–719 (1973).
- [33] Jeong, J.-T. Slip boundary condition on an idealized porous wall. *Phys. fluids* **13**, 1884–1890 (2001).
- [34] Jansons, K. M. Determination of the macroscopic (partial) slip boundary condition for a viscous flow over a randomly rough surface with a perfect slip microscopic boundary condition. *Phys. Fluids* **31**, 15–17 (1988).
- [35] Lauga, E., Brenner, M. P. & Stone, H. A. Microfluidics: the no-slip boundary condition. In “*Handbook of Experimental Fluid Dynamics*”, C. Tropea, A. Yarin, J.F. Foss (Eds) (2007).
- [36] Bocquet, L. & Charlaix, E. Nanofluidics, from bulk to interfaces. *Chem. Soc. Rev.* **39**, 1073–1095 (2010).
- [37] Squires, T. M. & Quake, S. R. Microfluidics: Fluid physics at the nanoliter scale. *Rev. Mod. Phys.* **77**, 977–1026 (2005).
- [38] ben Avraham, D. & Havlin, S. *Diffusion and reactions in Fractals and Disordered systems* (Cambridge University Press,

Cambridge, UK, 2000).

- [39] Dagdug, L., Berezhkovskii, A. M. & Skvortsov, A. T. Aris-Taylor dispersion in tubes with dead ends. *J. Chem. Phys.* **141** (2014).
- [40] Berezhkovskii, A. M., Dagdug, L. & Bezrukov, S. M. From normal to anomalous diffusion in comb-like structures in three dimensions. *J. Chem. Phys.* **141**, 054907 (2014).
- [41] Bettarini, G. & Piazza, F. Effective diffusion along the backbone of combs with finite-span 1d and 2d fingers. *J. Chem. Phys.* **161** (2024).
- [42] Rubinstein, J. & Mauri, R. Dispersion and convection in periodic porous media. *SIAM J. Appl. Math.* **46**, 1018–1023 (1986).
- [43] Alshare, A., Strykowski, P. J. & Simon, T. W. Modeling of unsteady and steady fluid flow, heat transfer and dispersion in porous media using unit cell scale. *Int. J. Heat Mass Transfer* **53**, 2294–2310 (2010).
- [44] Brenner, H. Dispersion resulting from flow through spatially periodic porous media. *Philosophical Transactions of the Royal Society of London. Series A, Mathematical and Physical Sciences* **297**, 81–133 (1980).
- [45] Guérin, T. & Dean, D. S. Kubo formulas for dispersion in heterogeneous periodic nonequilibrium systems. *Phys. Rev. E* **92**, 062103 (2015).
- [46] Guérin, T. & Dean, D. S. Force-induced dispersion in heterogeneous media. *Phys. Rev. Lett.* **115**, 020601 (2015).
- [47] See Supplemental Material at [url will be inserted by publisher] for calculation details .
- [48] Ward, M. J. & Keller, J. B. Strong localized perturbations of eigenvalue problems. *SIAM J. Appl. Math.* **53**, 770–798 (1993).
- [49] Luchini, P., Manzo, F. & Pozzi, A. Resistance of a grooved surface to parallel flow and cross-flow. *J. Fluid. Mech.* **228**, 87–109 (1991).
- [50] Mangeat, M., Guérin, T. & Dean, D. S. Geometry controlled dispersion in periodic corrugated channels. *Europhys. Lett.* **118**, 40004 (2017).
- [51] Levesque, M., Bénichou, O., Voituriez, R. & Rotenberg, B. Taylor dispersion with adsorption and desorption. *Phys. Rev. E* **86**, 036316 (2012).
- [52] Venditti, C., Giona, M. & Adrover, A. Exact moment analysis of transient/asymptotic dispersion properties in periodic media with adsorbing/desorbing walls. *Phys. Fluids.* **34** (2022).
- [53] Jiang, W., Zeng, L., Fu, X. & Wu, Z. Analytical solutions for reactive shear dispersion with boundary adsorption and desorption. *J. Fluid. Mech.* **947**, A37 (2022).
- [54] Hlushkou, D., Gritti, F., Guiochon, G., Seidel-Morgenstern, A. & Tallarek, U. Effect of adsorption on solute dispersion: a microscopic stochastic approach. *Analytical chemistry* **86**, 4463–4470 (2014).
- [55] Berezhkovskii, A. M. & Skvortsov, A. T. Aris-Taylor dispersion with drift and diffusion of particles on the tube wall. *J. Chem. Phys.* **139** (2013).
- [56] Szabo, A., Schulten, K. & Schulten, Z. First passage time approach to diffusion controlled reactions. *J. Chem. Phys.* **72**, 4350–4357 (1980).
- [57] Alexandre, A., Guérin, T. & Dean, D. S. Generalized Taylor dispersion for translationally invariant microfluidic systems. *Phys. Fluids.* **33** (2021).
- [58] Bechert, D. & Bartenwerfer, M. The viscous flow on surfaces with longitudinal ribs. *Journal of fluid mechanics* **206**, 105–129 (1989).