

The amplitude decay of a harmonic oscillator damped simultaneously by weak linear and nonlinear damping forces

Karlo Lelas*¹ and Robert Pezer^{2,†}

¹*Faculty of Textile Technology, University of Zagreb,
Prilaz baruna Filipovića 28a, 10000 Zagreb, Croatia*

²*Department of Physical Metallurgy, Faculty of Metallurgy,
University of Zagreb, Aleja narodnih heroja 3, 44000 Sisak, Croatia*

(Dated: February 12, 2025)

We derive approximate expressions for the amplitude decay of harmonic oscillations weakly damped by the simultaneous action of three different damping forces: force of constant magnitude, force linear in velocity, and force quadratic in velocity. Our derivation is based on a basic understanding of the undamped harmonic oscillator and the connection between the energy dissipation rate and the power of the total damping force. By comparing our approximate analytical solutions with the corresponding numerical solutions, we find that our solutions excellently describe the dynamics of the oscillator in the regime of weak damping by combinations of these three forces for an experimentally relevant range of corresponding damping constants. The physical concepts and mathematical techniques we employ are suitable for undergraduate physics teaching.

I. INTRODUCTION

In undergraduate physics textbooks, see, e.g., [1–4], the damping of harmonic oscillations is considered only in the case of viscous damping, i.e. for a damping force linear in velocity. The damping force of constant magnitude and the damping force quadratic in velocity are covered only in the context of unidirectional motions such as sliding on an inclined plane with friction [1–3] and the motion of a free falling object with air resistance [2, 3], while the analysis of the influence of these forces on the dynamics of the harmonic oscillator is omitted. The reason for this is that these two damping forces require a mathematical treatment that is demanding for undergraduates, while on the other hand the dynamics of a harmonic oscillator damped by a force linear in velocity can be analyzed in a fashion known to students, i.e. the solution of the corresponding equation of motion can be written analytically in a closed form valid for all times, and such a solution is easy to analyze. In case of a harmonic oscillator damped with sliding friction (often called Coulomb damping), the corresponding equation of motion can be solved exactly by splitting the motion into left and right moving segments [5–8], i.e. the motion needs to be analyzed over half-cycles and the solution thus obtained cannot be put in a closed form valid for all times. Furthermore, in the case of sliding friction, the oscillations generally do not halt at the equilibrium position, which cannot be directly read from the exact solution of the equation of motion, but it is necessary to additionally analyze the instant of the halt [5–8]. In the case of a harmonic oscillator damped with air resistance, the corresponding equation of motion is a nonlinear differential equation that cannot be solved analytically and approximate or numerical methods must be used [7, 9–11].

Even in the simplest real-world systems, damping of vibrations is caused by combinations of two or all three of the above forces, with each of them contributing to damping to a greater or lesser extent depending on the specifics of the system. For example, in [12] a simple physical pendulum was studied, both experimentally and theoretically, and it was shown that the contribution of all three forces, i.e. sliding friction in the pendulum support and air resistance with both linear and quadratic terms in velocity, must be taken into account for an adequate general description of pendulum damping, while in some specific cases two (out of three) damping forces were sufficient. The damping of harmonic oscillations by the combined action of sliding friction and viscous damping, as well as the combination of viscous and quadratic damping, has been investigated by many authors. For example, the amplitude decay in the case of free vibrations with combined Coulomb and viscous damping was first derived under no-stop conditions in [13], while the theory of amplitude decay presented in [14] takes into account the stopping of dynamics with an offset from the equilibrium position. The exact theory of the discontinuities in the acceleration of such systems is given and experimentally verified in [15]. In the case of combined linear and quadratic damping, the approximate analytical expression for amplitude decay was derived using the work energy theorem, i.e. the energy dissipated due to damping over the first half period, already in [16], while numerical methods are routinely used, see, e.g., [17].

* Corresponding author: klepas@ttf.unizg.hr

† Electronic address: rpezer@simet.hr

Similarly as in [16], the connection of the energy dissipation rate and the power of the damping force was used to determine the amplitude decay in case of weak damping by each of the three damping forces individually in [11] and by the combination of sliding friction and viscous damping in [18]. More precisely, in the case of weak damping, one can take that the amplitude remains approximately constant over half cycles (half periods) and average the oscillatory parts of the energy dissipation rate over these time intervals to obtain the first-order differential equation for the time-dependent amplitude [11], which is easy to solve using the separation of variables method. The validity of the thus obtained approximate analytical solutions was confirmed by experiments [11, 16, 18]. Although it is straightforward, to the best of our knowledge, this approach has not been used for the analysis of the harmonic oscillator weakly damped by a combination of all three damping forces in the literature so far.

Here we use the approach presented in [11] to obtain approximate analytical expressions for the amplitude decay of harmonic oscillations weakly damped by a combination of three different damping forces: force of constant magnitude, force linear in velocity, and force quadratic in velocity. By comparing our approximate analytical solutions with the corresponding numerical solutions, we show that our solutions excellently describe the dynamics of the oscillator in the regime of weak damping by simultaneous action of these three forces. In addition, we have not been able to find examples in the literature where this approach is used to consider damping of oscillations by a combination of sliding friction and force quadratic in velocity. Therefore, to cover this case and for completeness, we also analyze the amplitude decay in cases of weak damping by a combination of any two of the three considered damping forces. On the mathematical side, our derivation is based on basic knowledge of integral calculus, and our approximate analytical solutions are expressed by elementary functions, i.e. both are well known to undergraduate students. Thus, the approach and results presented here are suitable for undergraduate physics classes.

This paper is organized into five sections. In Section II, we present the theory and approximations we use and derive the first-order differential equation for the amplitude decay. In Section III, we obtain solutions in the case of damping by a combination of three damping forces. In Section IV, we obtain solutions in the case of damping by a combination of any two of the three considered damping forces. In Section V, we briefly comment on experimental setups in which our theoretical results could be tested and summarize important findings of the paper.

II. BASIC THEORY, APPROXIMATIONS WE USE, AND EQUATION OF THE AMPLITUDE DECAY

As an example of a damped harmonic oscillator, we consider a block of mass m that oscillates back and forth along a horizontal surface under the influence of the restoring force of an ideal spring, i.e. $F_{res}(t) = -kx(t)$, where k is the stiffness of the spring and $x(t)$ is the displacement of the block from the equilibrium position, and the damping force

$$F_d(t) = -\text{sgn}[v(t)]\mu mg - bv(t) - Dv(t)|v(t)|, \quad (1)$$

where $\mu > 0$, $b > 0$ and $D > 0$ are the corresponding damping constants, $v(t) = dx(t)/dt$ is the velocity, and

$$\text{sgn}[v(t)] = \begin{cases} 1 & \text{if } v(t) > 0 \\ 0 & \text{if } v(t) = 0 \\ -1 & \text{if } v(t) < 0 \end{cases} \quad (2)$$

is the sign function. The corresponding equation of motion is

$$ma(t) = -\text{sgn}[v(t)]\mu mg - bv(t) - Dv(t)|v(t)| - kx(t), \quad (3)$$

where $a(t) = d^2x(t)/dt^2$ is the acceleration of the block. The first term on the right-hand side of equation (3) models the force of sliding friction [5–7, 15], while the second and third terms model, e.g., the influence of air resistance, since air resistance generally depends on terms proportional to velocity and square of velocity [11, 12, 16, 17]. In Section V we comment in more detail on physical systems where combinations of all three types of damping occur. The energy (potential plus kinetic) of the block-spring system is given by

$$E(t) = \frac{kx^2(t)}{2} + \frac{mv^2(t)}{2}. \quad (4)$$

If we put $F_d(t) = 0$ in (3) we get the equation of the undamped harmonic oscillator [2], with general solution $x(t) = A_0 \cos(\omega_0 t + \phi_0)$, where $\omega_0 = \sqrt{k/m}$ is the angular frequency of the undamped system, while A_0 and ϕ_0 are constants (amplitude and initial phase) that are determined from initial conditions ($x(0) = x_0, v(0) = v_0$). The undamped system oscillates with conserved, i.e. constant, energy [2]. For damped systems, i.e. for $F_d(t) \neq 0$, the

energy is not conserved due to the power of the damping force $P_d(t) = F_d(t)v(t)$, and the energy dissipation rate is given by [3]

$$\frac{dE(t)}{dt} = F_d(t)v(t) = -\mu mg|v(t)| - bv^2(t) - D|v(t)|^3, \quad (5)$$

where we used $\text{sgn}[v(t)]v(t) = |v(t)|$ and $v^2(t)|v(t)| = |v(t)|^3$. Thus, equation (5) tells us that the energy of the damped system decreases monotonically with time, i.e. $\frac{dE(t)}{dt} \leq 0$ for all $t \geq 0$, and $\frac{dE(t)}{dt} = 0$ holds at the turning points, i.e. at instants when $v(t) = 0$.

All three types of damping are analyzed both theoretically and experimentally in [11]. Considering, e.g., the graphical representations of the experimental results presented in [11], we can easily conclude that the defining characteristics of the weak damping regime, for each individual type of damping, are that the frequency and the initial phase remain approximately the same as in the undamped case, while the amplitude of the oscillations decreases very slowly over time, i.e. it decreases only slightly during one full oscillation (one period) of the system. Thus, in the case of weak damping with all three damping forces it is reasonable to assume that the solution of equation (3) is approximately of the form

$$x(t) = A_0 f(t) \cos(\omega_0 t + \varphi_0), \quad (6)$$

where $f(t)$ is the unknown function that describes the amplitude decrease over time. The corresponding velocity is

$$v(t) = \frac{dx(t)}{dt} = -\omega_0 A_0 \left(f(t) \sin(\omega_0 t + \varphi_0) + \frac{\dot{f}(t)}{\omega_0} \cos(\omega_0 t + \varphi_0) \right), \quad (7)$$

where we used notation $\dot{f}(t) = df(t)/dt$ for simplicity. Since, by assumption, the amplitude changes very slowly compared to the oscillating part of (6), the rate of change of the function $f(t)$ over time has to be much slower than the rate of change of $\cos(\omega_0 t + \varphi_0)$, which is of the order ω_0 . We can conclude that $|\dot{f}(t)| \ll \omega_0$ holds for weak damping for all time, i.e., for $t \geq 0$ (we have put absolute value because we can expect the negative derivative of $f(t)$ since the amplitude decreases with time). Thus, due to $|\dot{f}(t)|/\omega_0 \ll 1$, we can take that the velocity is approximately of the form

$$v(t) = -\omega_0 A_0 f(t) \sin(\omega_0 t + \varphi_0) \quad (8)$$

It is easy to see that $f(0) = 1$ must hold for the functions (6) and (8) to satisfy the initial conditions $x(0) = x_0$ and $v(0) = v_0$. Since $f(0) = 1$ holds and $f(t)$ monotonically decreases towards zero, we can easily conclude that $f(t) \geq 0$ must hold for all $t \geq 0$. Using displacement (6) and velocity (8) in (4), we get the corresponding approximate energy

$$E(t) = \frac{m\omega_0^2 A_0^2 f^2(t)}{2}. \quad (9)$$

The first derivative of (9) is

$$\frac{dE(t)}{dt} = m\omega_0^2 A_0^2 f(t) \frac{df(t)}{dt}. \quad (10)$$

Using (10) to approximate the left hand side of the energy dissipation rate (5), and velocity (8) to approximate the right hand side of (5), we get

$$\frac{df(t)}{dt} = -\frac{\mu g}{\omega_0 A_0} |\sin(\omega_0 t + \varphi_0)| - \frac{b}{m} f(t) \sin^2(\omega_0 t + \varphi_0) - \frac{D\omega_0 A_0}{m} f^2(t) |\sin(\omega_0 t + \varphi_0)|^3. \quad (11)$$

Since, by assumption, the amplitude decreases only slightly over time intervals $\Delta T = T_0 = 2\pi/\omega_0$, we can make an additional approximation in the equation (11) by averaging the trigonometric functions over time intervals $\Delta T/2$, as is done in [11] for each damping force individually, i.e.

$$\frac{df(t)}{dt} = -\frac{\mu g}{\omega_0 A_0} \langle |\sin(\omega_0 t + \varphi_0)| \rangle - \frac{b}{m} f(t) \langle \sin^2(\omega_0 t + \varphi_0) \rangle - \frac{D\omega_0 A_0}{m} f^2(t) \langle |\sin(\omega_0 t + \varphi_0)|^3 \rangle, \quad (12)$$

where we use the notation $\langle A(t) \rangle = (T_0/2)^{-1} \int_t^{t+T_0/2} A(t') dt'$. Since $\langle |\sin(\omega_0 t + \varphi_0)| \rangle = 2/\pi$, $\langle \sin^2(\omega_0 t + \varphi_0) \rangle = 1/2$, and $\langle |\sin(\omega_0 t + \varphi_0)|^3 \rangle = 4/(3\pi)$, we get

$$\frac{df(t)}{dt} = - (c_2 f^2(t) + c_1 f(t) + c_0), \quad (13)$$

where

$$c_0 = \frac{2\mu g}{\pi\omega_0 A_0}, c_1 = \frac{b}{2m}, c_2 = \frac{4D\omega_0 A_0}{3\pi m}, \quad (14)$$

as the final differential equation for the function $f(t)$. Since the function $f(t)$ monotonically decreases and the maximal value is $f(0) = 1$, the weak damping condition $|f(t)| \ll \omega_0 \forall t$ can be written as

$$c_0 + c_1 + c_2 \ll \omega_0. \quad (15)$$

We note here that the condition (15) depends on the initial conditions due to $c_0 \propto A_0^{-1}$ and $c_2 \propto A_0$, i.e. in case of a damping force with terms non-linear in velocity, initial conditions play an important role in the overall dynamics of the system. The differential equation (13) can be solved by separation of variables and integration, i.e. we have to solve

$$\int_{f(0)}^{f(t)} \frac{df(t')}{c_2 f^2(t') + c_1 f(t') + c_0} = - \int_0^t dt'. \quad (16)$$

III. COMBINATIONS OF THREE DAMPING FORCES

We consider the case with $c_0 > 0$, $c_1 > 0$, and $c_2 > 0$. Depending on the magnitude of $C = 4c_2 c_0 - c_1^2$, the solutions of (16) have three different forms. For $C > 0$, we get

$$f_1(t) = \frac{1}{2c_2} \left[\sqrt{C} \tan \left(-\frac{\sqrt{C}}{2} t + \arctan \left(\frac{2c_2 + c_1}{\sqrt{C}} \right) \right) - c_1 \right], \quad (17)$$

for $C < 0$

$$f_2(t) = \frac{1}{2c_2} \left[\sqrt{-C} \tanh \left(\frac{\sqrt{-C}}{2} t + \operatorname{arctanh} \left(\frac{2c_2 + c_1}{\sqrt{-C}} \right) \right) - c_1 \right], \quad (18)$$

and for $C = 0$ ($c_1 = 2\sqrt{c_2 c_0}$)

$$f_3(t) = \frac{1}{\sqrt{c_2}} \left[\left(\sqrt{c_2} t + \frac{1}{\sqrt{c_2} + \sqrt{c_0}} \right)^{-1} - \sqrt{c_0} \right]. \quad (19)$$

It is well known that the dynamics of a harmonic oscillator damped (only) by sliding friction halts in finite time. In this case (i.e., for $\mu > 0$, $b = 0$, and $D = 0$) equation (3) has exact solutions, but we will not engage in a detailed discussion about where and when this exact solution halts, it has already been thoroughly covered elsewhere; see, e.g., [5–7, 19]. The dynamics necessarily halts in some finite time also for the combination of sliding friction and the other two damping forces due to the constant contribution of sliding friction to the energy loss rate (5), i.e. the contribution of sliding friction to the energy loss rate does not decrease with decreasing velocity, as is the case with the other two damping forces. Thus, depending on the initial conditions, the system will lose all the initial energy and settle down in the equilibrium position, or it will settle at some finite $x(t_{halt})$, for which $|kx(t_{halt})| \leq \mu mg$ and $v(t_{halt}) = 0$ hold, with elastic potential energy $kx^2(t_{halt})/2$ left in the system. If we randomly choose the initial conditions, the second scenario is of course more likely, because the first scenario can only occur for specially tailored initial conditions. In this short qualitative discussion and throughout the paper, we take, for simplicity, that the dynamic and static friction coefficients are the same, i.e. both are equal to μ .

The functions (17), (18), and (19) monotonically decrease from value $f_i(0) = 1$ to value $f_i(\tau_i) = 0$, where

$$\tau_1 = \frac{2}{\sqrt{C}} \arctan \left(\frac{2c_2 \sqrt{C}}{C + c_1(c_1 + 2c_2)} \right), \quad (20)$$

$$\tau_2 = \frac{2}{\sqrt{-C}} \operatorname{arctanh} \left(\frac{2c_2 \sqrt{-C}}{C + c_1(c_1 + 2c_2)} \right), \quad (21)$$

$$\tau_3 = \frac{1}{\sqrt{c_0} (\sqrt{c_0} + \sqrt{c_2})}. \quad (22)$$

For $t > \tau_i$, the functions $f_i(t)$ become increasingly negative, i.e. the energy (9) increases in magnitude for $t > \tau_i$ as if we are supplying energy to the system, which is not physical. Therefore, we can take

$$x_i(t) = A_0 f_i(t) \theta_i(t) \cos(\omega_0 t + \varphi_0) \quad (23)$$

and

$$E_i(t) = \frac{m\omega_0^2 A_0^2 f_i^2(t) \theta_i(t)}{2}, \quad (24)$$

where

$$\theta_i(t) = \begin{cases} 1 & \text{if } 0 \leq t \leq \tau_i \\ 0 & \text{if } t > \tau_i \end{cases} \quad (25)$$

and $i = \{1, 2, 3\}$, as final expressions for displacements and energies corresponding to functions (17), (18), and (19). Thus, in our approximate description of the dynamics of a harmonic oscillator damped by three damping forces, the

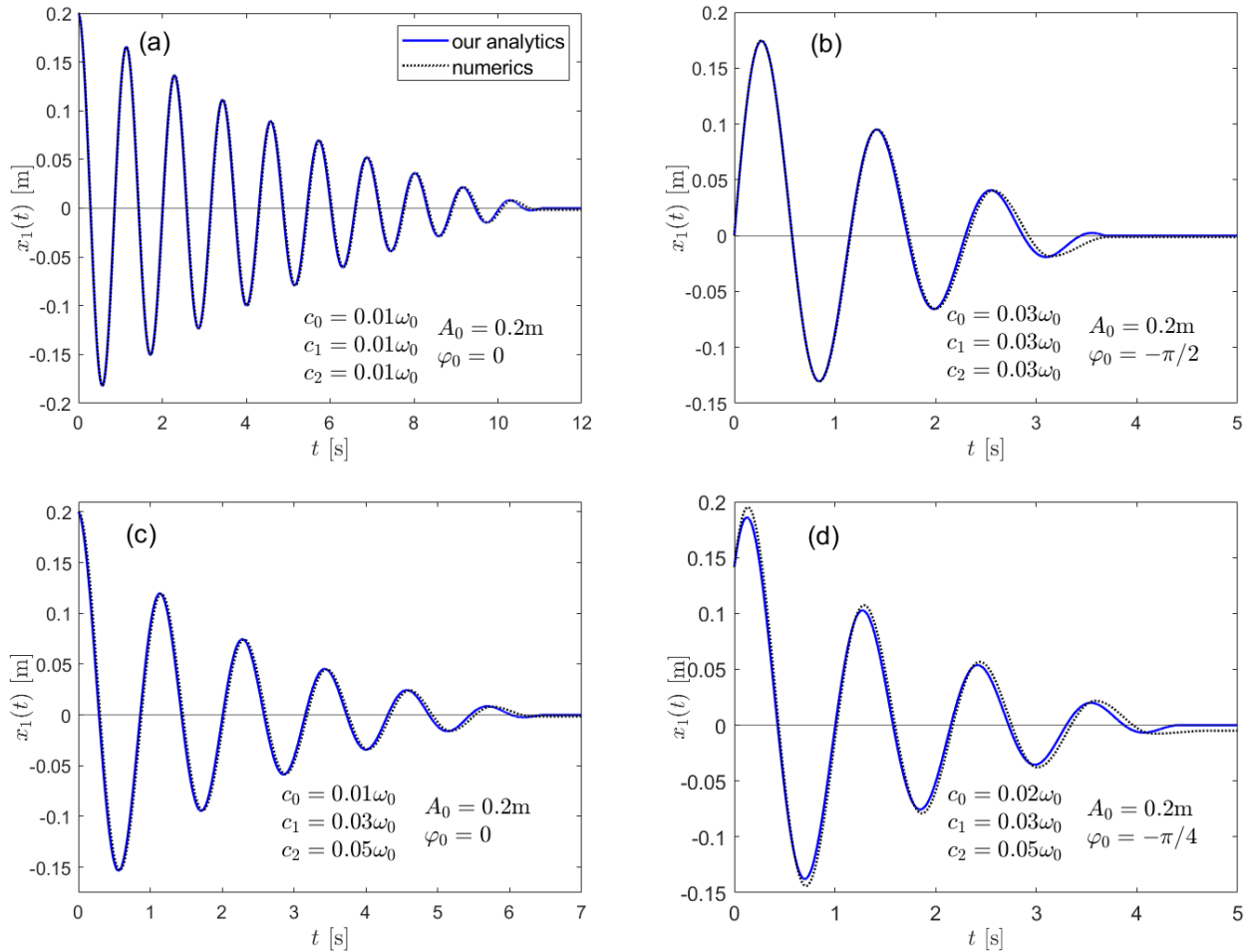


FIG. 1: Solid blue curves show the solution (23) in the case $C = 4c_2c_0 - c_1^2 > 0$, i.e. $x_1(t)$, with $A_0 = 0.2\text{ m}$ and $\varphi_0 = \{0, -\pi/4, -\pi/2\}$, for various choices of c_0 , c_1 , and c_2 . The dotted black curves in all figures show the numerical solutions of the equation (3) for the same initial conditions and with the damping constants μ , b , and D that correspond to the chosen values of c_0 , c_1 , and c_2 . See text for details.

oscillations halt in the equilibrium position, regardless of the initial conditions. This is a shortcoming of our approach because, as we commented, the exact dynamics, given by the equation (3), does not halt at the equilibrium position in general. However, as we will show, for sliding friction that is weak enough, this discrepancy is negligible.

As an example, we consider a block of mass $m = 1 \text{ kg}$ attached to a spring of stiffness $k = 30 \text{ N/m}$, and we use $g = 9.81 \text{ m/s}^2$. The corresponding undamped angular frequency is $\omega_0 = 5.48 \text{ s}^{-1}$ and the period of the undamped system is $T_0 = 1.15 \text{ s}$. These values are along the lines of experiments performed on block-spring systems, e.g. see [8]. The coefficients c_0 and c_2 depend on A_0 . Therefore, we take $A_0 = 0.2 \text{ m}$, which corresponds to the initial energy $E_0 = m\omega_0^2 A_0^2/2 = 0.6 \text{ J}$, and we keep this value fixed in what follows. In Fig. 1(a)-(d) the solid blue curves show our approximate analytical solution (23) for the case $i = 1$, i.e. the displacement $x_1(t)$, for various values of coefficients c_n and initial phases φ_0 . In Fig. 1(a) we consider initial conditions with $\varphi_0 = 0$, i.e. $(x_0 = A_0, v_0 = 0)$, and $c_n = 0.01\omega_0 \forall n = \{0, 1, 2\}$. Using relations (14), we determine that the choice $c_0 = c_1 = c_2 = 0.01\omega_0$ corresponds to the damping constants $\mu = 0.01$, $b = 0.11 \text{ kg s}^{-1}$, and $D = 0.12 \text{ kg m}^{-1}$ (the numbers are rounded to two decimals). In Fig. 1(b)-(d) we show the behavior of $x_1(t)$ for other choices of coefficients c_n and for initial conditions with $\varphi_0 = -\pi/2$, i.e. for $(x_0 = 0, v_0 = \omega_0 A_0)$, and $\varphi_0 = -\pi/4$, i.e. for $(x_0 = A_0\sqrt{2}/2, v_0 = \omega_0 A_0\sqrt{2}/2)$. The dotted black curves in Fig. 1(a)-(d) show the numerical solutions of the equation (3) for the same initial conditions and with damping constants μ , b , and D that correspond to the chosen values of c_0 , c_1 , and c_2 . The *ode45* MATLAB function has been utilized for the numerical part of our analysis. *ode45* is a versatile tool for solving ordinary differential equations (ODEs) in general, particularly non-stiff problems like a damped harmonic oscillator in a weak damping regime. *ode45* implements the Runge-Kutta (4,5) method, also known as the Dormand-Prince method. It is appropriate for our problem since it works well when the solution does not change too rapidly over short time scales, which is the case here.

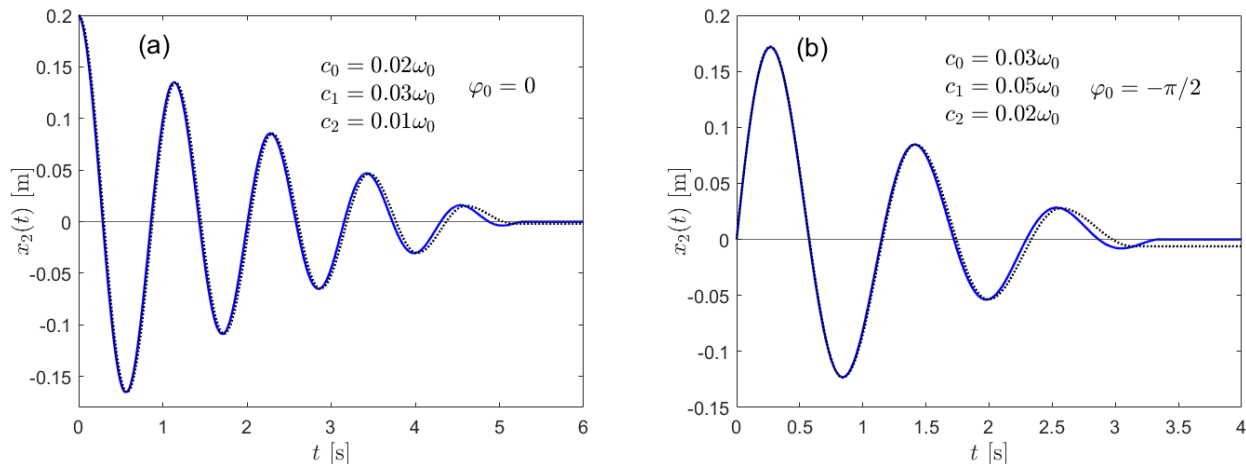


FIG. 2: Solid blue curves show the solution (23) in the case $C = 4c_2c_0 - c_1^2 < 0$, i.e. $x_2(t)$, with $A_0 = 0.2 \text{ m}$ and $\varphi_0 = \{0, -\pi/2\}$, for two choices of c_0 , c_1 , and c_2 . The dotted black curves show the corresponding numerical solutions.

In Fig. 2(a) and (b) the solid blue curves show our approximate analytical solution (23) for the case $i = 2$, i.e. the displacement $x_2(t)$, for two choices of coefficients c_n and initial phases $\varphi_0 = \{0, -\pi/2\}$. In Fig. 3(a) and (b) the solid blue curves show our approximate analytical solution (23) for the case $i = 3$, i.e. the displacement $x_3(t)$, for two choices of coefficients c_n and initial phase $\varphi_0 = 0$. In both Fig. 2 and Fig. 3, the dotted black curves show the corresponding numerical solutions. In Fig. 1-3, we can see that our approximate analytical solutions give an excellent estimate of the duration of the motion, i.e. of the instant when the dynamics halts. The error of our approximate analytical solutions in the halting position compared to the corresponding numerical solutions can be at most $\Delta x = \pm \mu mg/k$, which amounts, e.g., to $\Delta x = \pm 1.6\% x_0$ for $\mu = 0.01$ and the values of m and k that we use here, i.e. for $c_0 = 0.01\omega_0$.

In Fig. 4 solid colored curves show our approximate energies (24), and black dotted curves show the corresponding numerically obtained energies. In Fig. 4(a) the chosen coefficients c_n satisfy $c_0 = c_1 = c_2$, thus all solid colored curves in Fig. 4(a) correspond to energies $E_1(t)$ (i.e. (24) with $i = 1$) calculated for five different values of coefficients c_n . In Fig. 4(b) the solid red curve corresponds to $E_1(t)$ with $c_0 = 0.05\omega_0$ and $c_1 = c_2 = 0.01\omega_0$, the solid blue curve corresponds to $E_2(t)$ (i.e. energy (24) with $i = 2$) with $c_1 = 0.05\omega_0$ and $c_0 = c_2 = 0.01\omega_0$, and the solid green curve corresponds to $E_1(t)$ with $c_2 = 0.05\omega_0$ and $c_0 = c_1 = 0.01\omega_0$. We see in Fig. 4(b) that the energy dissipation is the fastest in the case with dominant sliding friction.

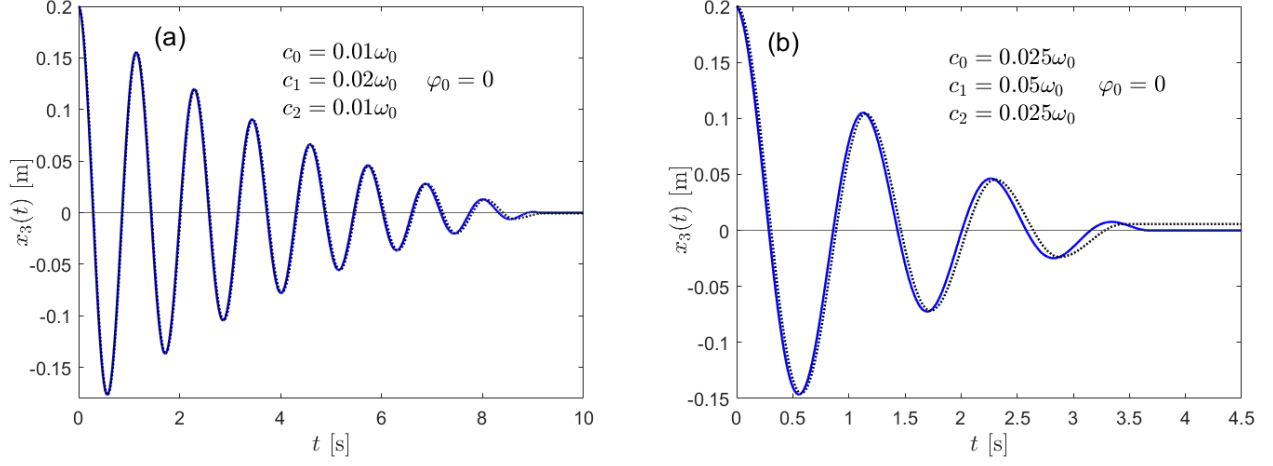


FIG. 3: Solid blue curves show the solution (23) in the case $C = 4c_2c_0 - c_1^2 = 0$, i.e. $x_3(t)$, with $A_0 = 0.2\text{ m}$ and $\varphi_0 = 0$, for two choices of c_0 , c_1 , and c_2 . The dotted black curves show the corresponding numerical solutions.

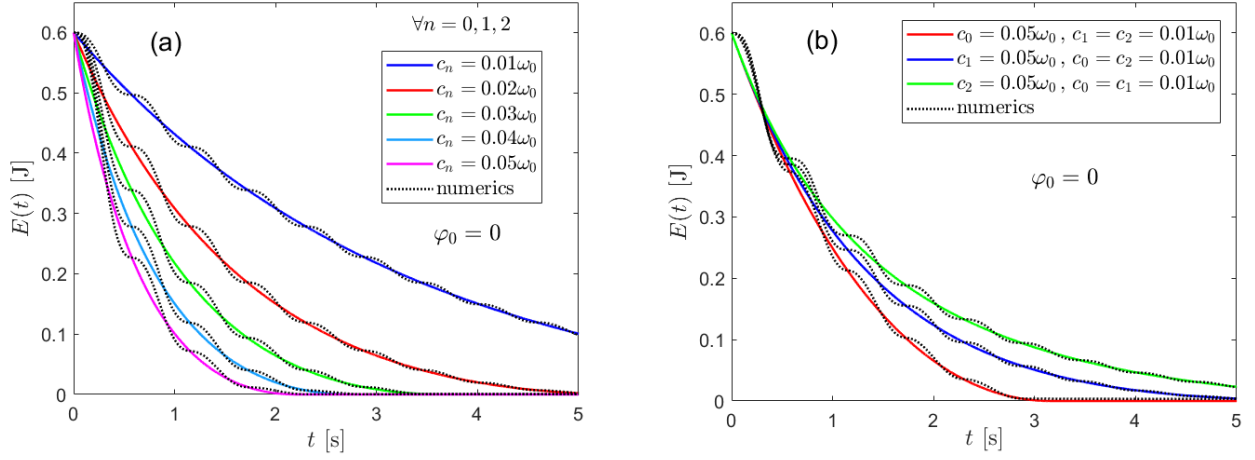


FIG. 4: Solid colored curves show the energy (24), with $A_0 = 0.2\text{ m}$ and $\varphi_0 = 0$, for different choices of c_0 , c_1 , and c_2 . The black dotted curves show the corresponding numerically obtained energy. (a) All coefficients c_n are equal, i.e. $c_0 = c_1 = c_2$. (b) Combinations of c_n with one dominant coefficient, i.e. one coefficient has five times higher magnitude than the other two. See text for details.

IV. COMBINATIONS OF TWO DAMPING FORCES

If $c_1 = 0$, $c_0 > 0$, and $c_2 > 0$, i.e. for a combination of constant and quadratic damping, the solution of (16) is

$$f_4(t) = \sqrt{\frac{c_0}{c_2}} \tan \left(-\sqrt{c_0 c_2} t + \arctan \sqrt{\frac{c_2}{c_0}} \right), \quad (26)$$

and in this case our approximate description of the dynamics halts at

$$\tau_4 = \frac{1}{\sqrt{c_0 c_2}} \arctan \left(\sqrt{\frac{c_2}{c_0}} \right). \quad (27)$$

If $c_2 = 0$, $c_0 > 0$, and $c_1 > 0$, i.e. for a combination of constant and linear damping, the solution of (16) is

$$f_5(t) = \frac{1}{c_1} [(c_0 + c_1) e^{-c_1 t} - c_0], \quad (28)$$

and the dynamics halts at

$$\tau_5 = \frac{1}{c_1} \ln \left(1 + \frac{c_1}{c_0} \right). \quad (29)$$

Thus, the functions (26) and (28) behave qualitatively the same as (17), (18), and (19), i.e. approximate solutions $x_i(t) = A_0 f_i(t) \theta_i(t) \cos(\omega_0 t + \varphi_0)$, where $i = \{4, 5\}$, settle in equilibrium position at $t = \tau_i$ due to sliding friction.

In case $c_0 = 0$, $c_1 > 0$, and $c_2 > 0$, i.e. for a combination of linear and quadratic damping, the solution of (16) is

$$f_6(t) = \frac{c_1}{e^{c_1 t} (c_1 + c_2) - c_2}. \quad (30)$$

We can easily see that the function (30) asymptotically approaches zero, thus the corresponding approximate solution

$$x_6(t) = A_0 f_6(t) \cos(\omega_0 t + \varphi_0) \quad (31)$$

asymptotically approaches to equilibrium position. In Fig. 5(a) and (b) the solid blue curves show the solution (31) with $A_0 = 0.2 m$ and $\varphi_0 = \{0, -\pi/2\}$, for $c_1 = c_2 = 0.05\omega_0$. We can see excellent agreement of analytical solution (31) and corresponding numerical solutions, i.e. the solid blue and dotted black curves overlap completely. In Fig. 5(c) and (d), we see that the addition of sliding friction significantly changes the overall dynamics, although the coefficient c_0 has a value five times lower than the value of c_1 and c_2 .

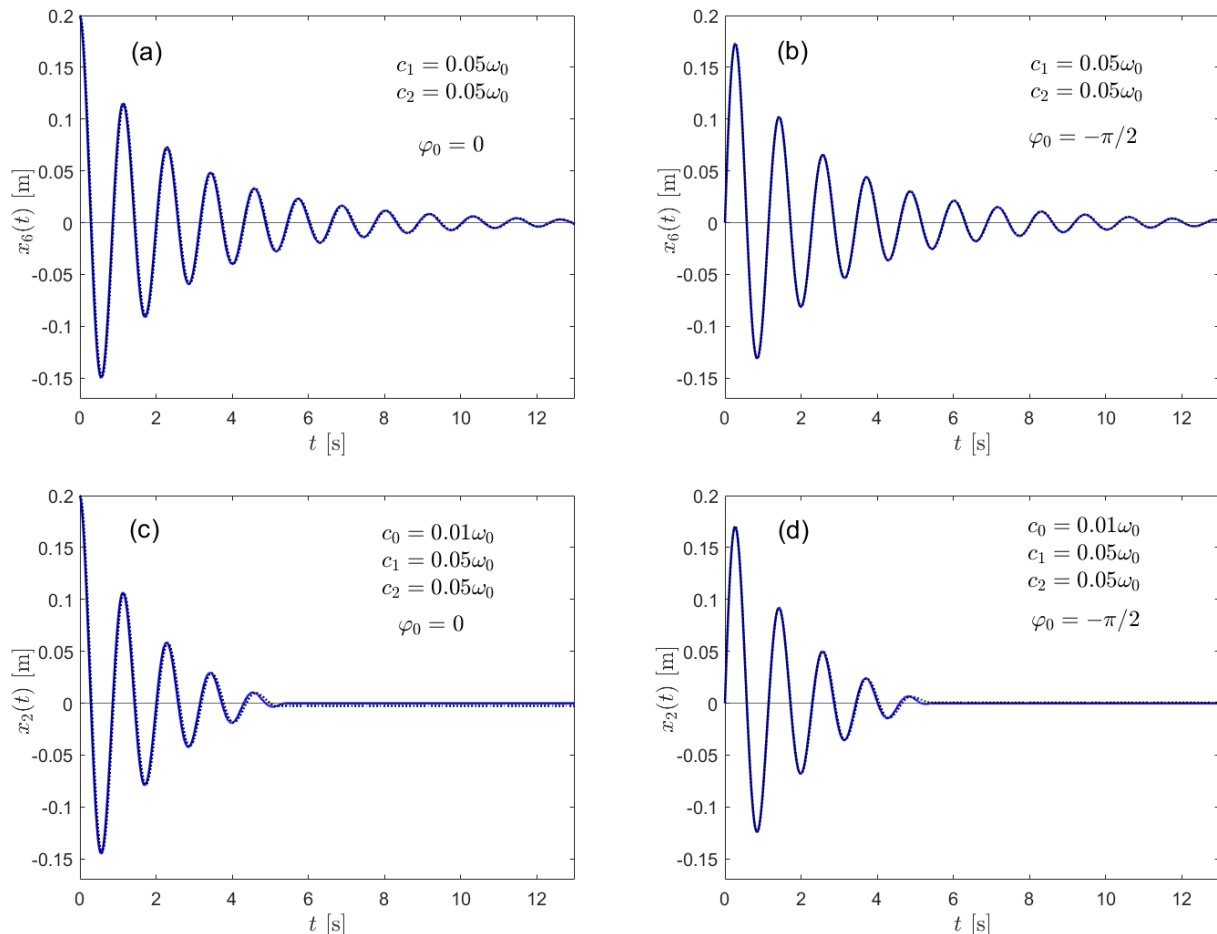


FIG. 5: Solid blue curves in (a) and (b) show the solution (31), i.e. $x_6(t)$, with $A_0 = 0.2 m$ and $\varphi_0 = \{0, -\pi/2\}$, for $c_1 = c_2 = 0.05\omega_0$. Solid blue curves in (c) and (d) show the solution (23) with $A_0 = 0.2 m$ and $\varphi_0 = \{0, -\pi/2\}$, for $c_0 = 0.01\omega_0$, and $c_1 = c_2 = 0.05\omega_0$ (in this case $C = 4c_2c_0 - c_1^2 < 0$, i.e. we take (23) with $i = 2$). The dotted black curves show the corresponding numerical solutions. Analytical and numerical solutions almost completely overlap. See text for details.

V. DISCUSSION AND CONCLUSION

By comparing our analytical solutions with numerical solutions, we have shown that our analytical solutions give an excellent description of the dynamics of a harmonic oscillator simultaneously damped by sliding friction and damping forces that are linear and quadratic in velocity if $c_0 + c_1 + c_2 \ll \omega_0$ is fulfilled. As a paradigmatic example, we considered the block-spring system with damping force (1). An example of an experiment with the block-spring system damped (only) by sliding friction is given in [8], where oscillations of a system consisting of two carts and a wooden block on a track were considered. In such an experiment, sliding friction corresponding to small values of c_0 (e.g. to $c_0 \sim 0.01\omega_0$) could be easily realized by taking a lighter wooden block or completely removing it and leaving only the cart to oscillate, since the damping of the cart itself corresponds to weak sliding friction [8]. By adding, for example, small sails to such a system, to increase air resistance, a combination of all three damping forces can be realized, and the values of the coefficients c_1 and c_2 can be influenced by choosing the shape and size of the sail [11], as well as the initial conditions, since c_2 depends on A_0 . Our results can, of course, be easily applied to all other physical systems described by the damped harmonic oscillator equation. For example, in [11] all three types of damping were individually experimentally investigated with physical pendulums. The harmonic oscillator damped by constant damping was realized by a physical pendulum with sliding friction in the support, oscillations with linear damping were realized by magnetically damped physical pendulum (damping by eddy currents), and oscillations of a physical pendulum with (dominantly) quadratic damping were achieved with air resistance [11]. The values of the physical parameters and initial conditions used in [11] correspond to $c_0 \ll \omega_0$, $c_1 \ll \omega_0$, and $c_2 \ll \omega_0$. Therefore, using a physical pendulum, with a combination of the mentioned effects, it is possible to design a system that corresponds to a harmonic oscillator simultaneously damped by three damping forces and with $c_0 + c_1 + c_2 \ll \omega_0$ fulfilled. Thus, our theoretical results can be tested experimentally.

In conclusion, we showed how to obtain an excellent analytical approximation of the amplitude decay, i.e. of the solutions that describe the dynamics of harmonic oscillator simultaneously damped with linear and nonlinear damping forces. Our results are suitable for undergraduate physics classes, since we use simple mathematics that is well known to undergraduate students. Based on our theoretical results, laboratory exercises can be designed in which an interesting task for students could be the measurement of the duration of free oscillations and the analysis of the validity of approximate analytical expressions (20)-(22) depending on the parameters of the system and initial conditions. Furthermore, vibrations simultaneously damped with linear and nonlinear damping forces are a topic of wider interest that goes beyond physics teaching. For example, a paper [20] was recently published in which oscillations with a combination of sliding friction and linear damping were considered due to their importance in the context of engineering applications and the amplitude decay of the same form as the function (28) was derived. Since the approach we use is mathematically simpler than the phase space coordinate averaging used in [20], and also easily enables the addition of a third damping force, i.e. quadratic damping, we believe that it can be useful in the context of applications in engineering as well.

VI. ACKNOWLEDGMENTS

This work was supported by the QuantiXLie Center of Excellence, a project co-financed by the Croatian Government and European Union through the European Regional Development Fund, the Competitiveness and Cohesion Operational Programme (Grant No. KK.01.1.1.01.0004).

-
- [1] J.D. Cutnell and K.W. Johnson. *Physics*. John Wiley & Sons, 2009.
 - [2] David Halliday, Robert Resnick, and Jearl Walker. *Fundamentals of Physics*. John Wiley & Sons, 2013.
 - [3] Hugh D. Young and Roger A. Freedman. *University Physics with Modern Physics*. Pearson, 2020.
 - [4] Frank S. Crawford. *Waves: Berkeley Physics Course. volume 3*. McGraw-Hill, New York, 1968.
 - [5] I. R. Lapidus. Motion of a harmonic oscillator with sliding friction. *American Journal of Physics*, 38(11):1360–1361, nov 1970.
 - [6] A. Marchewka, David. S. Abbott, and R. J. BeichnerKamela. Oscillator damped by a constant-magnitude friction force. *American Journal of Physics*, 72(4):477–483, apr 2004.
 - [7] A. Anastasios Adamopoulosa and N. Adamopoulos. Constant and quadratic damping of free oscillations: easy solutions. *International Journal of Mathematical Education in Science and Technology*, 53(11):3151–3161, jan 2022.
 - [8] M. Kamela. An oscillating system with sliding friction. *The Physics Teacher*, 45(2):110–113, feb 2007.
 - [9] B. R. Jr. Smith. The quadratically damped oscillator: A case study of a non-linear equation of motion. *American Journal of Physics*, 80(9), sep 2012.

- [10] C. E. Mungan and T. C. Lipscombe. Oscillations of a quadratically damped pendulum. *European Journal of Physics*, 34(5):1243–1253, jul 2013.
- [11] X. Wang, C. Schmitt, and M. Payne. Oscillations with three damping effects. *European Journal of Physics*, 23(2):155–164, jan 2002.
- [12] P. T. Squire. Pendulum damping. *American Journal of Physics*, 54(11):984–991, nov 1986.
- [13] P. H. Markho. On free vibrations with combined viscous and coulomb damping. *Journal of Dynamic Systems, Measurement, and Control*, 102(4):283–286, dec 1980.
- [14] A. Ricchiuto and A. Tozzi. Motion of a harmonic oscillator with sliding and viscous friction. *American Journal of Physics*, 50(2):176–179, feb 1982.
- [15] P. F. Hinrichsen and C. I. Larnder. Combined viscous and dry friction damping of oscillatory motion. *American Journal of Physics*, 86(8):577–584, aug 2018.
- [16] R. A. Nelson and M. G. Olsson. The pendulum—rich physics from a simple system. *American Journal of Physics*, 54(2):112–121, feb 1986.
- [17] M. E. Bacon and D. D. Nguyen. Real-world damping of a physical pendulum. *European Journal of Physics*, 26(4):651–655, may 2005.
- [18] M. V. Vitorino, A. Vieira, and M. S. Rodrigues. Effect of sliding friction in harmonic oscillators. *Scientific Reports*, 7:3726, jun 2017.
- [19] J. A. Rizcallah. Revisiting the coulomb-damped harmonic oscillator. *European Journal of Physics*, 40(5), aug 2019.
- [20] B. K. Karthik, R. B. Shreesha, V. Shrikanth, and A. K. Gaonkar. Prediction of energy dissipation by analytical solution to combined viscous and coulomb damping. *Journal of Sound and Vibration*, 573:118216, 2024.