

SemiHMER: Semi-supervised Handwritten Mathematical Expression Recognition using pseudo-labels

Kehua Chen^{1*} and Haoyang Shen¹

^{1*} ShenZhen, 518028, GuangDong, China.

¹ ShenZhen, 518028, GuangDong, China.

*Corresponding author(s). E-mail(s): chenkehua880@gmail.com;

Contributing authors: shenhaoyang6@gmail.com;

Abstract

In recent years, deep learning with Convolutional Neural Networks (CNNs) has achieved remarkable results in Handwritten Mathematical Expression Recognition (HMER). However, improving the performance with limited labeled training data remains challenging. This paper presents, for the first time, a simple yet effective semi-supervised HMER framework by introducing dual-branch semi-supervised learning. Specifically, we simplify the conventional deep co-training from consistency regularization to cross-supervised learning, in which the prediction of one branch is used as the pseudo-labels to supervise the other branch directly end-to-end. Considering that the learning of the two branches tends to converge in the later stages of model optimization, we also incorporate a weak-to-strong strategy by applying different levels of augmentation to each branch, which expands the training data and improves the training quality of the network. Meanwhile, to enhance the performance of the HMER decoder, a novel module called Global Dynamic Counting Module(GDCM) is proposed, which could alleviate inaccuracies of recognition in long-distance formula recognition and the occurrence of repeated characters. The code of our model will be released at <https://github.com/chenkehua/SemiHMER>.

Keywords: Handwritten Mathematical Expression Recognition, Semi-supervised Learning, Weak-to-Strong Augmentation, Global Dynamic Counting Module

1 Introduction

Handwritten mathematical expression recognition (HMER) is a crucial task in the field of Optical Character Recognition (OCR), and it has been widely applied in digital libraries, office automation, automatic grading, and question parsing. In recent years, HMER has achieved significant success with the advancement of artificial intelligence. However, due to the complex structure of formulas, personalized handwriting styles, and the substantial cost and time involved in manual labeling, HMER remains a challenging task.

Consistency regularization-based methods have been widely used in semi-supervised learning

to effectively utilize unlabeled images, which promotes the network to generate similar predictions for the same unlabeled images with different augmentations by calculating the differences between outputs as a loss function. They typically include three methods: input perturbation, feature perturbation, and network perturbation of input images.

Self-training has also been employed in semi-supervised learning research. It starts by training an initial model on labeled images to obtain pseudo-labels for unlabeled images, incorporating them to expand the training data, and then retraining the model to get boosted. One approach

is called cross pseudo-supervision, which feeds both labeled and unlabeled images into two networks that share the same structure but have different parameter initializations, adding constraints to ensure similar outputs from both networks for the same sample. Here, we propose a more novel and simpler consistency regularization method where we apply pseudo-supervision on unlabeled images, which serves as an additional signal to supervise another branch network. Motivated by FixMatch’s approach[18] of imposing consistency constraints between predictions generated from weak and strong augmentations, we develop a weak-to-strong cross-head collaborative training framework for HMER tasks, achieving higher accuracy than conventional supervised training structures that rely solely on labeled data. This approach effectively expands the training data, leading to enhanced training quality of the recognition network.

Meanwhile, we propose GDCM(Global Dynamic Counting Module) to alleviate the misrecognition issues in long-distance formulas and the misrecognition of repeated identical characters. While updating the hidden state and context information at each step, GDCM dynamically updates the obtained global counting vector based on the prediction from the previous time step. The updated counting vector is then used to compute the output probability at the current time step.

The main contributions of this paper can be summarized as follows:

1. To the best of our knowledge, we are the first to apply semi-supervised pseudo-supervision learning to the HMER task, which can further improve generalization ability and learn more compact feature representations from two different perspectives, using pseudo-labels.
2. We introduce an innovative weak-to-strong augmentation strategy designed to enhance the performance of pseudo-supervision learning. By progressively applying stronger image augmentation techniques, our approach not only improves the robustness of the model but also maximizes the utilization of training data, which leads to significant advancements in recognition accuracy.
3. We propose a novel module GDCM to enhance the performance of the HMER decoder, which

alleviates recognition inaccuracy issues in long-distance formula recognition and repeated character occurrences.

2 Related work

2.1 HMER

Handwritten mathematical expression recognition (HMER) in the field of optical character recognition (OCR) faces significant challenges due to the diverse writing styles and the nested, hierarchical structures of handwritten expressions. Traditional methods[4, 8–10, 22, 24] typically involve two steps: first identifying individual characters and then applying grammatical rules for correction. However, Limited feature-learning capabilities and complex grammatical rules make these traditional methods inadequate for practical applications. With the widespread application and impressive performance of machine learning and deep learning networks in academia, encoder-decoder architectures have increasingly been applied to handwritten formula recognition. This end-to-end recognition framework, resembling a global recognition approach, has significantly improved accuracy in handwritten expression recognition and effectively handles the strong contextual dependencies within formulas.

Current deep learning-based formula recognition methods can be categorized into two types based on the decoding strategy: one method decodes the formula as a LaTeX expression string, while the other employs tree decoding based on the positional relationships between parent and child nodes. Both approaches have surpassed traditional formula recognition methods in terms of accuracy.

- **Sequence-based Methods.** The sequence-based decoding approach for handwritten formula recognition was first introduced by Deng et al.[1], achieving the initial transformation from image to LaTeX expression via an encoder-decoder architecture. Building on this, Zhang et al.[36] proposed the WAP model which utilizes a fully convolutional encoder to extract image features and introduces a coverage attention mechanism to address attention inaccuracies in long-distance decoding, establishing WAP as the foundational model for most sequence-based

recognition methods. Zhang et al.[37] further improved upon this with DenseWAP, which employs a DenseNet structure to enhance the encoder and proposes a multi-scale attention decoding model to address challenges in recognizing characters of varying sizes within formulas. In recent years, numerous advancements[3, 7, 11–13, 15, 20, 26, 27, 35, 38] have been built on this model. Wu et al.[26, 27] introduced adversarial learning with handwritten and printed text, while Guo et al.[7] and Ling et al.[13] incorporated contrastive learning, aiding the model in learning style-invariant semantic features and reducing the influence of handwriting styles on formula recognition. Truong et al.[20] and Li et al.[11] incorporated weak supervision modules into the encoder-decoder framework to provide additional feature information, enhancing model performance. Bian et al.[3] introduced mutual learning to handwritten formula recognition, leveraging complementary information to alleviate challenges in long-distance decoding. SAM[15] builds a semantic graph based on statistical co-occurrence probabilities, which explicitly demonstrates the dependencies between different symbols; it also proposes a semantic-aware module that takes visual and classification features as inputs and maps them into the semantic space.

- **Tree-based Methods.** Tree-based methods convert data expressions into tree structures, which allows for hierarchical relationships to be modeled and enables tree decoders to learn features grounded in grammatical rules. Zhang et al.[39] proposed the first image-to-token tree decoding model TDv1. Building on this, Wu et al.[25] introduced the TDv2 model, which removes prioritization among branches of tree nodes to enhance the model’s generalization capability and employs a diversified tree structure labeling system to greatly simplify the decoding process. Yuan et al.[33] presented the first tree decoding model that integrates syntactic information into the encoder-decoder architecture, introducing decomposition rules based on the syntactic characteristics of formulas. This approach segments formulas into different components to construct the formula tree, effectively mitigating ambiguities associated with tree structures. TAMER[40] integrates the

strengths of both sequence and tree decoding models, enhancing the model’s comprehension and generalization of complex mathematical expression structures through the simultaneous optimization of sequence prediction and tree structure prediction objectives. PosFormer[6] jointly optimizes expression recognition and position recognition tasks to explicitly enable position-aware symbol feature learning for representation.

2.2 Semi-supervised learning

SSL(Semi-supervised learning) is an effective approach to improve model recognition accuracy in scenarios where there is a small amount of labeled data and a larger amount of unlabeled data. These algorithms can be broadly divided into the following categories:

- **Consistency training.** Based on the assumption that if a reasonable perturbation is applied to an unlabeled dataset, the model’s prediction should not change significantly. Therefore, the model can be trained to produce consistent predictions on a given unlabeled sample and its perturbed version.
- **Pseudo-label Method.** Pseudo-labeling or self-training is a typical technique for leveraging unlabeled data. It alternates between pseudo-label prediction and feature learning, encouraging the model to make confident predictions for unlabeled data.

Semi-supervised learning has been extensively applied in various areas such as image classification, object detection, and image segmentation.

Semi-supervised classification. UDA[28] employs a back-translation data augmentation method and then utilizes semi-supervised data augmentation techniques in classification tasks, thereby improving classification accuracy. Yalniz et al.[30] adopts a teacher/student learning mechanism and leveraging a billion-level amount of unlabeled data along with a relatively small quantity of labeled data, the performance of existing models in image classification tasks has been improved. GLA-DA[21] proposed a domain adaptation method for multivariate time series data that leverages global and local feature alignment to improve classification performance in both unsupervised and semi-supervised settings.

Semi-supervised segmentation. ST++[31] method introduces a reliable pseudo-label selection mechanism along with a weak-to-strong consistency strategy. This allows the model to more accurately identify and leverage high-quality pseudo-labels, reducing the negative impact of noisy data on the segmentation model. MixMatch[2], combines data augmentation, consistency regularization, and entropy minimization. It mixes labeled and unlabeled data while applying data augmentation, which helps the model learn more effectively from limited labeled data. CPS[5] uses two networks with identical structures but different initialization. It adds a constraint such that the one-hot pseudo-label generated by one network for a given sample is used as the target for the other network’s prediction, with the process supervised by cross-entropy loss.

Semi-supervised object detection. STAC[19] proposed a semi-supervised object detection algorithm based on hard pseudo labels. Ambiguity-Resistant Semi-supervised Learning (ARSL)[14], including Joint-Confidence Estimation (JCE) and Task-Separation Assignment (TSA), is generally applicable to single-stage semi-supervised object detection tasks. ISTM[32] proposed an interactive self-training model. It integrates object detection results from different iterations using Non-Maximum Suppression (NMS) and uses two ROI heads with different structures to estimate each other’s pseudo-labels. TLDR[23] proposed a new semi-supervised object detector called Consistent-Teacher by analyzing the existing issues of pseudo-label misalignment and inconsistency in semi-supervised object detection.

Despite these advancements, there is almost no research on the application of semi-supervised learning in the field of handwritten mathematical expression recognition.

3 The Approach

From the perspective of architecture, we propose typical double-branch mutual learning methods and from strong to weak data augmentation, conservative-progressive collaborative learning to obtain additional training signals. The two branches are trained simultaneously with heterogeneous knowledge to reduce misleading and model coupling problems.

3.1 Overview

Fig.1 shows the overview of our cross-decoder architecture, in which labeled and unlabeled images are fed into a shared CNN network. Following CAN[11], we apply the DenseNet as the backbone to extract features. Instead of using separate individual models, the model employs two identical decoder heads called cross-head, which enables the learning of more compact features and further enhances the model’s generalization capability.

Between ground truth and the corresponding predicted pseudo-labels, as for labeled images, the pseudo-label is generated by the prediction from a weakly augmented image. Then, this pseudo-label is used to supervise the prediction of a strongly augmented image from another head. Similarly, as for unlabeled images, we only use the pseudo-labels generated from the weakly augmented branch to supervise the prediction results of the strongly augmented branch. On the one hand, the pseudo-label plays a significant role in expanding the training data. On the other hand, imposing constraints on the predictions of weak and strong images can benefit from the advantages of consistency training. In addition, as shown in Fig.1, week-to-strong augmentation and dynamic branch training strategy boost consistency training samples’ diversity while dealing with longer texts and the long-tail data of complex characters.

The proposed approach is composed of a shared backbone F and two parallel decoders $G_m(m \in \{1, 2\})$, with both decoders having identical structures. The pseudo label is generated by $P_m(y|x) = G_m(F(x))$, which is produced by F and G_m . The pseudo label will then be used as the supervision signal for the other decoder.

3.2 Weak-to-strong augmentation

To fully leverage the advantages of consistency training, We utilize weak and strong augmentations to introduce additional information into our framework. In our experiments, weak augmentation means little to no augmentation, whereas strong augmentation combines distortions, stretching, and perspective changes. Specifically, we randomly distort images every time, stretch images with a probability of 50%, and perspective images with a probability of 30%.

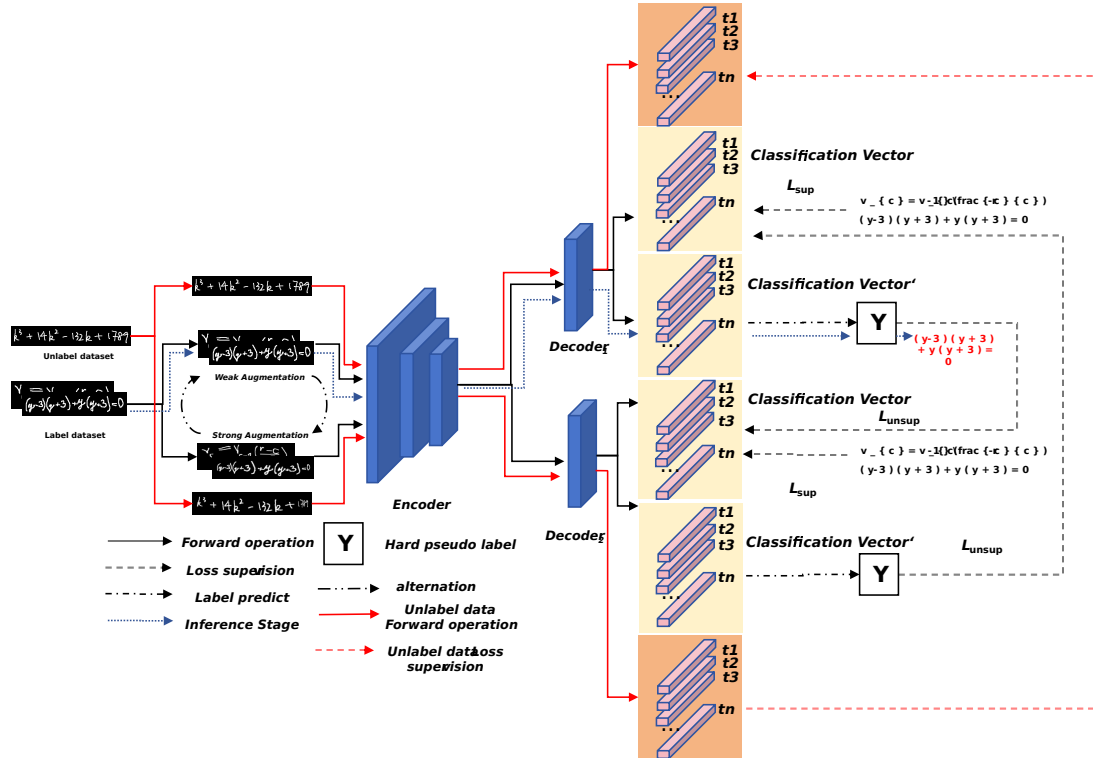


Fig. 1 Overview of our Semi-supervised Handwritten Mathematical Expression Recognition using pseudo-labels. In this scheme, we use $Decoder_1$ as an example. Weakly augmented (or even non-augmented) labeled data flows through the encoder module and the corresponding prediction $Decoder_1$ to produce the prediction $pred_1$, which is then supervised by the ground truth. At the same time, the prediction $pred_1$ is also utilized as a supervision signal for the strongly augmented image prediction $pred_2$ from the other head, and vice versa. Besides that, We use predictions from weakly augmented unlabeled data as ground truth to supervise the encoder and predictions on strongly augmented data

Our approach creates pseudo-labels through consistency regularization and self-training. These pseudo-labels are intermediate outputs generated from images with both weak and strong augmentations. They serve as a supervisory signal when the model processes two images simultaneously. We’ve devised a pool of operations that includes three kinds of image transformations. Rather than applying a uniform intensity level of transformation across all training iterations, we choose transformations for each sample in a mini-batch randomly from a set range at every training epoch.

To enhance the robustness of both decoders, we employed a rotational alternating training strategy. During the i -th epoch, we apply weak augmentation to $Decoder_1$ while using strong augmentation for $Decoder_2$. Conversely, in the $(i + 1)$ -th epoch, we switch the augmentation strategies: applying weak augmentation to $Decoder_2$ and strong augmentation to $Decoder_1$.

This alternating pattern is repeated iteratively throughout the training process.

3.3 Global Dynamic Counting Module

CAN[11] calculates the global counting vector from the global image features by the encoder using an additional multi-scale counting module. This global counting vector is then fed into the decoder to inform the decoding process. By providing the decoder with this additional weak supervision information, the model’s performance is effectively improved. However, in this approach, the global count vector is only utilized as auxiliary information to calculate the current output, without being more deeply integrated with the formula prediction task. As a result, it cannot provide the model with more useful guidance during decoding,

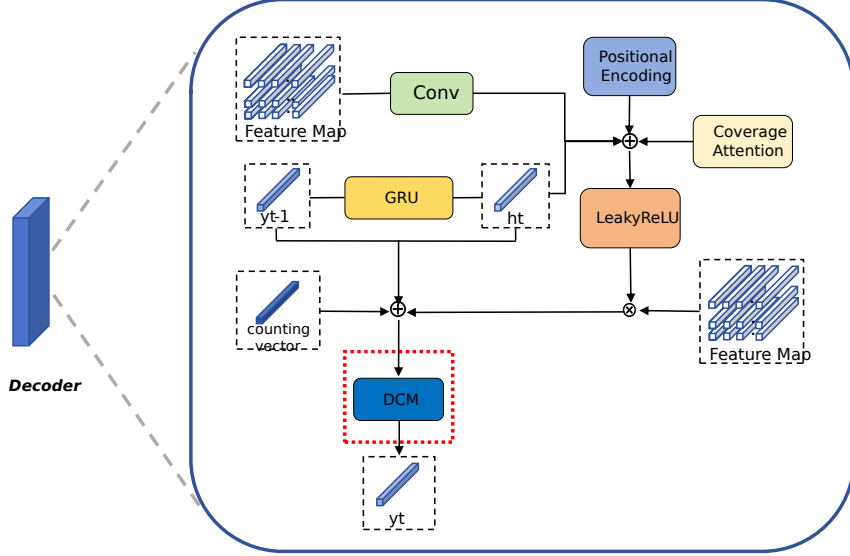


Fig. 2 Structure of the proposed decoder based on the Global Dynamic Counting Module (GDCM)

and the issues of long-distance formula recognition problems and errors when the same character appears repeatedly remain challenging to address.

To overcome these limitations and better leverage the relationship between formulas and count vectors to guide the model, as shown in Fig.2, we introduce the concept of **GDCM**(Global Dynamic Counting Module) into the Handwritten Mathematical Expression Recognition task. Specifically, based on the encoder-decoder recognition logic, the decoder relies on the previous state to predict the current output at each time step. Therefore, the feature information input to the decoder should be dynamically updated at each step. Our model achieves this by dynamically updating the global count vector based on the predicted value from the previous time step, while also updating the hidden state and context information. The updated count vector is then used to calculate the output probability for the current time step.

In their work, the decoder uses the context vector C , the hidden state h_t , and the embedding $E(y_{t-1})$ to predict y_t . To address the lack of global information, they introduce the counting vector V , which is calculated from a global counting perspective, as additional global information to make the prediction more accurate. The prediction of y_t is combined as follows:

$$p(y_t) = \text{softmax}(w_o T(W_c C + W_v V + W_t h_t + W_e E) + b_o) \quad (1)$$

$$y_t \sim p(y_t) \quad (2)$$

Then, we use dynamic count vectors to update the predictions again, as shown below:

$$p(\hat{y}_t) = W_k \cdot (\hat{h}_t - \sum_{i=1}^C \text{softmax}(p(y_{t_i}))) + b_k \quad (3)$$

where $w_o, b_o, W_c, W_v, W_t, W_e, W_k, b_k$ are all trainable weights.

3.4 Loss function

In the setting of semi-supervised learning, we provide a batch of labeled samples \mathcal{D}_l at each iteration. We preliminarily \mathcal{L}_{cls} as standard cross entropy classification loss of the predicted probability $\mathcal{P}_m(y_t)$, with \mathcal{W} and \mathcal{S} representing the corresponding weak and strong augmentation functions applied to the image respectively. The $\mathcal{L}_{cls}^{unsup}$ defined as:

$$\mathcal{L}_{cls}^{unsup} = \mathcal{L}_{cls}^{\mathcal{W}} \mathcal{P}(y_t) + \mathcal{L}_{cls}^{\mathcal{S}} \mathcal{P}(y_t) \quad (4)$$

where \mathcal{L}_{sup} was defined as :

$$\mathcal{L}_{cls}^{sup} = \mathcal{L}_{cls}^{\mathcal{W}}(x_t) + \mathcal{L}_{cls}^{\mathcal{S}}(x_t) \quad (5)$$

For the unlabeled samples \mathcal{D}_{un} provided at each iteration, we also use the standard cross-entropy classification loss for supervision, where the predictions from weak supervision are used to supervise the predictions from strong supervision, defined as $\mathcal{L}_{cls}^{unsup}$ as follows:

$$\mathcal{L}_{cls}^{\prime unsup} = \mathcal{L}_{cls}^{unsup}(\mathcal{P}^{\mathcal{S}}(y'_t), \mathcal{P}^{\mathcal{W}}(y'_t)) \quad (6)$$

The counting ground truth for each symbol class is represented by $\hat{\mathcal{V}}$ is a smooth L1 loss[17] function defined as follows:

$$\mathcal{L}_{counting} = Smooth\mathcal{L}1 \cdot \mathcal{W}(\mathcal{V}, \hat{\mathcal{V}}) + Smooth\mathcal{L}1 \cdot \mathcal{S}(\mathcal{V}, \hat{\mathcal{V}}) \quad (7)$$

The total loss function is composed of two components and is defined in the following manner:

$$\mathcal{L} = \mathcal{L}_{cls}^{unsup} + \mathcal{L}_{cls}^{sup} + \mathcal{L}_{cls}^{\prime unsup} + \mathcal{L}_{counting} \quad (8)$$

4 Experiments

4.1 Datasets

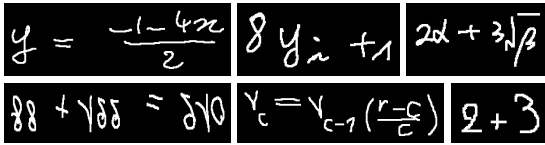


Fig. 3 Some example images from the CROHME dataset

We conduct experiments on CROHME benchmark datasets and compare the performance with the state-of-the-art methods.

CROHME Dataset[16] is from the competition on recognition of online handwritten mathematical expression, which is the most widely used public dataset. It is derived from the competition focused on recognizing online handwritten mathematical expressions. The CROHME dataset creates images from handwritten stroke trajectory data found in InkML files, leading to images with clean backgrounds. The CROHME training set number is 8,836, while the test set contains

986, 1147 and 1199 images, including 111 symbol classes (C), including "sos" and "eos". Some example images are shown in Fig.3. We use 2,000 images synthesized in CROHME2023[29] as unlabeled images that exhibit similar handwriting styles and share a consistent character set.

4.2 Implementation details

The proposed SemiHMER is implemented in PyTorch. To accelerate the iteration efficiency, we used four Nvidia Tesla V100 GPUs, each equipped with 32GB RAM, to train the model. The batch size is set to 12, and the Adadelta[34] optimizer is used for training. The learning rate starts at 0 and monotonically increases to 2 by the end of the first epoch. After that, the learning rate decays to 0 according to a cosine annealing schedule. To enhance the effectiveness of semi-supervised learning, we did not use cross-training in the first 240 epochs, allowing each branch to train independently. After 240 epochs, we conducted semi-supervised cross-training with a learning rate of 0.2 and further fine-tuned for another 240 epochs. Our method relies on data augmentation techniques, and we employed various augmentation methods (distortion, affine transformation, and stretching) to explore the capabilities of our approach.

4.3 Evaluation Metrics

We use the expression recognition rate (ExpRate) to evaluate the performance of different approaches. ExpRate is defined as the percentage of predicted mathematical expressions that exactly match the ground truth.

4.4 Comparison with SOTA

To demonstrate the superiority of SemiHMER, we compare it with previous state-of-the-art (SOTA) methods. Since SemiHMER heavily relies on the effectiveness of data augmentation, we primarily focus on the results obtained when data augmentation is included during the model training process. As shown in Table 1, using CAN as the baseline, our multi-GPU training with four V100 GPUs and a learning rate of 2 did not achieve the original performance of CAN, yielding only 55.48(CROHME2014) which is 1.52% lower

Table 1 Expression Recognition Rate (ExpRate) performance of SemiHMER and other state-of-the-art methods on CROHME 2014, CROHME 2016 and CROHME 2019 test set

Method	CROHME 2014			CROHME 2016			CROHME 2019		
	ExpRate	≤ 1	≤ 2	ExpRate	≤ 1	≤ 2	ExpRate	≤ 1	≤ 2
Without data augmentation									
UPV	37.22	44.22	47.26	-	-	-	-	-	-
TOKYO	-	-	-	43.94	50.91	53.70	-	-	-
DWAP	50.10	-	-	47.50	-	-	-	-	-
DWAP-TD	49.10	64.20	67.80	48.50	62.30	65.30	51.40	66.10	69.10
DWAP-MSA	52.80	68.10	72.00	50.10	63.80	67.40	47.70	59.50	63.30
ABM	56.85	73.73	81.24	52.92	69.66	78.73	53.96	71.06	78.65
CAN	57.00	74.21	80.61	56.06	71.49	79.51	54.88	71.98	79.40
PosFormer	60.45	77.28	83.68	60.94	76.72	83.87	62.22	79.40	86.57
TAMER	61.23	76.77	83.25	60.26	76.91	84.08	61.97	78.97	85.80
CAN(ours)	55.48	73.73	80.22	53.36	70.97	79.51	53.38	72.31	79.40
With data augmentation									
CAN-DWAP	65.58	77.36	83.35	62.51	74.63	82.48	63.22	78.07	82.49
CAN-ABM	65.89	77.97	84.16	63.12	75.94	82.74	64.47	78.73	82.99
CAN-aug	58.32	75.05	81.54	57.28	74.11	81.34	57.63	75.15	82.24
SemiHMER	60.95	76.27	82.25	58.23	73.93	81.51	58.63	76.98	83.15

than the 57.00 proposed by CAN. After applying data augmentation, the performance improved by 2.92%. With the aid of optimal data augmentation, dual-branch semi-supervision learning further enhanced the model by 2.55%. This indicates that our method can effectively leverage data augmentation to significantly boost the model’s performance.

4.5 Ablation Study

In this subsection, we discuss the contribution of each component within our framework.

4.5.1 Effectiveness of GDCM

Table 2 Ablation study of GDCM

GDCM	Results in CROHME dataset		
	2014	2016	2019
\times	55.48	53.36	53.38
\checkmark	56.30	56.14	53.54

As shown in Table 2, GDCM boosts performance to 56.30%, 56.14%, and 53.54% by updating the hidden state and context information, which shows the effectiveness of our Global Dynamic Counting method.

4.5.2 Strategy of the Weak-to-Strong augmentation

By utilizing the weak-strong strategy, we can introduce more information to improve consistency. The strong transformation function generates augmented images with different intensities each time, which leads to improved model performance. However, excessive augmentation can cause a performance decline, possibly due to a significant increase in erroneous predictions from the other branch, misleading the network’s optimization direction.

To allow the model to benefit from both data augmentation and cross-pseudo supervision strategies, we conducted experiments with different augmentation intensities. A natural idea is to gradually increase the intensity of augmentation. As shown in Table 3, by progressively introducing warping, stretching, and perspective transformations into the model, performance on the dataset CROHME2014 improved by 0.09%, 0.58%, and 2.02% respectively. Finally, when applying both weak-strong augmentations and cross-pseudo supervision strategies to both branches, the results further improved by 1.92%, 2.13%, and 2.63%, demonstrating the effectiveness of our strategy: as the augmentation becomes more effective, the impact of semi-supervision becomes more pronounced.

Table 3 Ablation study of different augmentations strategy for pseudo supervision learning strategy

Strategy				Results in CROHME dataset		
distort	stretch	perspective	semi-supervision	CROHME2014	CROHME2016	CROHME2019
✗	✗	✗	✗	56.30	56.14	53.54
✓	✗	✗	✗	56.39(+0.09)	56.61(+0.47)	53.71(+0.17)
✓	✗	✗	✓	58.01(+1.92)	56.93(+0.30)	57.13(+3.59)
✓	✓	✗	✗	56.88(+0.58)	56.23(+0.09)	57.29(+3.75)
✓	✓	✗	✓	59.01(+2.13)	56.66(+0.52)	58.13(+4.59)
✓	✓	✓	✗	58.32(+2.02)	57.27(+1.13)	57.63(+4.09)
✓	✓	✓	✓	60.95(+2.63)	58.15(+2.01)	58.63(+5.09)

Table 4 Ablation study of different augmentation strategies for both branches

Method	CROHME 2014		CROHME 2016		CROHME 2019	
	branch1	branch2	branch1	branch2	branch1	branch2
all-weak-augment	54.77	53.96	53.71	54.75	50.71	50.95
all-strong-augment	57.40	58.51	53.79	55.36	53.54	53.79
weak-to-strong augment	60.95	60.34	58.38	58.24	58.30	58.30

We ablated each component of SemiHMER step by step. Table 4 shows that applying weakly augmented samples to both branches directly results in a 1.53% decrease in performance. This is possible because both branches only introduce unhelpful noisy errors to the model when without augmentation. Naturally, we considered that simultaneously applying strong augmentation to both branches, enhancing their respective capabilities, would improve the credibility of the supervision signal.

However, the result was only a 1.3% gain, which might be attributed to the fact that simultaneous strong augmentation would exponentially increase the amount of erroneous supervisory information introduced by both branches. Finally, our method, which uses a strategy of weak augmentation on one branch and strong augmentation on the other branch, improves performance by 4.65%, demonstrating that the proposed weak-to-strong augmentation strategy for cross-pseudo supervision is a more powerful tool for semi-supervised handwritten mathematical expression recognition.

4.5.3 The trade-off weight λ

In the experiments above, the symbol λ is used to balance the trade-off between supervised loss and unsupervised loss. Table 5 shows that $\lambda = 10^{-3}$

performs best in our setting, where a smaller $\lambda = 10^{-4}$ reduces much of the useful information provided by the pseudo labels. A larger $\lambda = 10^{-2}$ is problematic and leads to performance degradation because the network might converge in the wrong direction.

Table 5 Performance analysis of different weight λ

Value of λ	$\lambda = 10^{-2}$	$\lambda = 10^{-3}$	$\lambda = 10^{-4}$
ExpRate	33.6	60.95	58.22

5 Conclusion

In this paper, we propose a novel framework called SemiHMER for the field of handwritten mathematical expression recognition. Our method is the first to merge weak and strong augmentations into the cross-head co-training framework, which naturally combines the benefits of consistency and self-training. On one hand, our proposed SemiHMER boosts the diversity of consistency training samples, addressing the challenge of mutual learning between supervision signals generated by two branches. On the other hand, our method enhances the learning effect of self-training pseudo-labels through strong augmentation and weak augmentation. We demonstrate the

effectiveness of our paradigm in semi-supervised handwritten mathematical expression recognition, focusing on two commonly used benchmarks CROHME.

While handwritten mathematical expression recognition has been well developed over the past few decades, the effectiveness of consistency regularization and self-training has not received much attention. Therefore, how to exploit the potential benefits of noisy pseudo labels while utilizing semi-supervised learning is of great significance for future research.

References

- [1] Awal AM, Mouchere H, Viard-Gaudin C (2014) A global learning approach for an online handwritten mathematical expression recognition system. *Pattern Recognition Letters* 35:68–77
- [2] Berthelot D, Carlini N, Goodfellow I, et al (2019) Mixmatch: A holistic approach to semi-supervised learning. *Advances in neural information processing systems* 32
- [3] Bian X, Qin B, Xin X, et al (2022) Handwritten mathematical expression recognition via attention aggregation based bi-directional mutual learning. In: *Proceedings of the AAAI conference on artificial intelligence*, pp 113–121
- [4] Chan KF, Yeung DY (1998) Elastic structural matching for online handwritten alphanumeric character recognition. In: *Proceedings. Fourteenth International Conference on Pattern Recognition (Cat. No. 98EX170)*, IEEE, pp 1508–1511
- [5] Chen X, Yuan Y, Zeng G, et al (2021) Semi-supervised semantic segmentation with cross pseudo supervision. In: *Proceedings of the IEEE/CVF conference on computer vision and pattern recognition*, pp 2613–2622
- [6] Guan T, Lin C, Shen W, et al (2025) Posformer: recognizing complex handwritten mathematical expression with position forest transformer. In: *European Conference on Computer Vision*, Springer, pp 130–147
- [7] Guo HY, Wang C, Yin F, et al (2022) Primitive contrastive learning for handwritten mathematical expression recognition. In: *2022 26th International Conference on Pattern Recognition (ICPR)*, IEEE, pp 847–854
- [8] Hu L, Zanibbi R (2011) Hmm-based recognition of online handwritten mathematical symbols using segmental k-means initialization and a modified pen-up/down feature. In: *2011 International conference on Document analysis and Recognition*, IEEE, pp 457–462
- [9] Keshari B, Watt S (2007) Hybrid mathematical symbol recognition using support vector machines. In: *Ninth International Conference on Document Analysis and Recognition (ICDAR 2007)*, IEEE, pp 859–863
- [10] Kosmala A, Rigoll G, Lavirotte S, et al (1999) On-line handwritten formula recognition using hidden markov models and context dependent graph grammars. In: *Proceedings of the Fifth International Conference on Document Analysis and Recognition. ICDAR'99 (Cat. No. PR00318)*, IEEE, pp 107–110
- [11] Li B, Yuan Y, Liang D, et al (2022) When counting meets hmer: counting-aware network for handwritten mathematical expression recognition. In: *European conference on computer vision*, Springer, pp 197–214
- [12] Li Z, Jin L, Lai S, et al (2020) Improving attention-based handwritten mathematical expression recognition with scale augmentation and drop attention. In: *2020 17th International Conference on Frontiers in Handwriting Recognition (ICFHR)*, IEEE, pp 175–180
- [13] Lin Q, Huang X, Bi N, et al (2022) Ccls: Combination of contrastive learning and supervised learning for handwritten mathematical expression recognition. In: *Proceedings of the Asian Conference on Computer Vision*, pp 3724–3739
- [14] Liu C, Zhang W, Lin X, et al (2023) Ambiguity-resistant semi-supervised learning for dense object detection. In: *Proceedings of the IEEE/CVF conference on computer*

- vision and pattern recognition, pp 15579–15588
- [15] Liu Z, Yuan Y, Ji Z, et al (2023) Semantic graph representation learning for handwritten mathematical expression recognition. In: International conference on document analysis and recognition, Springer, pp 152–166
- [16] Mouchere H, Viard-Gaudin C, Zanibbi R, et al (2014) Icfhr 2014 competition on recognition of on-line handwritten mathematical expressions (crohme 2014). In: 2014 14th International Conference on Frontiers in Handwriting Recognition, IEEE, pp 791–796
- [17] Ren S (2015) Faster r-cnn: Towards real-time object detection with region proposal networks. arXiv preprint arXiv:150601497
- [18] Sohn K, Berthelot D, Carlini N, et al (2020) Fixmatch: Simplifying semi-supervised learning with consistency and confidence. *Advances in neural information processing systems* 33:596–608
- [19] Sohn K, Zhang Z, Li CL, et al (2020) A simple semi-supervised learning framework for object detection. arXiv preprint arXiv:200504757
- [20] Truong TN, Nguyen CT, Phan KM, et al (2020) Improvement of end-to-end offline handwritten mathematical expression recognition by weakly supervised learning. In: 2020 17th International Conference on Frontiers in Handwriting Recognition (ICFHR), IEEE, pp 181–186
- [21] Tu G, Li D, Lin B, et al (2024) Gla-da: Global-local alignment domain adaptation for multivariate time series. arXiv preprint arXiv:241006671
- [22] Vuong BQ, He Y, Hui SC (2010) Towards a web-based progressive handwriting recognition environment for mathematical problem solving. *Expert Systems with Applications* 37(1):886–893
- [23] Wang X, Yang X, Zhang S, et al (2022) Consistent-teacher: Towards reducing inconsistent pseudo-targets in semi-supervised object detection. in 2023 IEEE. In: CVF Conference on Computer Vision and Pattern Recognition (CVPR), pp 3240–3249
- [24] Winkler HJ (1996) Hmm-based handwritten symbol recognition using on-line and off-line features. In: 1996 IEEE International Conference on Acoustics, Speech, and Signal Processing Conference Proceedings, IEEE, pp 3438–3441
- [25] Wu C, Du J, Li Y, et al (2022) Tdv2: A novel tree-structured decoder for offline mathematical expression recognition. In: Proceedings of the AAAI Conference on Artificial Intelligence, pp 2694–2702
- [26] Wu JW, Yin F, Zhang YM, et al (2019) Image-to-markup generation via paired adversarial learning. In: Machine learning and knowledge discovery in databases: European conference, ECML PKDD 2018, Dublin, Ireland, September 10–14, 2018, Proceedings, Part I 18, Springer, pp 18–34
- [27] Wu JW, Yin F, Zhang YM, et al (2020) Handwritten mathematical expression recognition via paired adversarial learning. *International Journal of Computer Vision* 128:2386–2401
- [28] Xie Q, Dai Z, Hovy E, et al (2020) Unsupervised data augmentation for consistency training. *Advances in neural information processing systems* 33:6256–6268
- [29] Xie Y, Mouchère H, Simistira Liwicki F, et al (2023) Icdar 2023 crohme: Competition on recognition of handwritten mathematical expressions. In: International Conference on Document Analysis and Recognition, Springer, pp 553–565
- [30] Yalniz IZ, Jégou H, Chen K, et al (2019) Billion-scale semi-supervised learning for image classification. arXiv preprint arXiv:190500546

- [31] Yang L, Zhuo W, Qi L, et al (2022) St++: Make self-training work better for semi-supervised semantic segmentation. In: Proceedings of the IEEE/CVF conference on computer vision and pattern recognition, pp 4268–4277
- [32] Yang Q, Wei X, Wang B, et al (2021) Interactive self-training with mean teachers for semi-supervised object detection. In: Proceedings of the IEEE/CVF conference on computer vision and pattern recognition, pp 5941–5950
- [33] Yuan Y, Liu X, Dikubab W, et al (2022) Syntax-aware network for handwritten mathematical expression recognition. In: Proceedings of the IEEE/CVF conference on computer vision and pattern recognition, pp 4553–4562
- [34] Zeiler MD (2012) Adadelata: an adaptive learning rate method. arXiv preprint arXiv:12125701
- [35] Zhang J, Du J, Dai L (2017) A gru-based encoder-decoder approach with attention for online handwritten mathematical expression recognition. In: 2017 14th IAPR international conference on document analysis and recognition (ICDAR), IEEE, pp 902–907
- [36] Zhang J, Du J, Zhang S, et al (2017) Watch, attend and parse: An end-to-end neural network based approach to handwritten mathematical expression recognition. Pattern Recognition 71:196–206
- [37] Zhang J, Du J, Dai L (2018) Multi-scale attention with dense encoder for handwritten mathematical expression recognition. In: 2018 24th international conference on pattern recognition (ICPR), IEEE, pp 2245–2250
- [38] Zhang J, Du J, Dai L (2018) Track, attend, and parse (tap): An end-to-end framework for online handwritten mathematical expression recognition. IEEE Transactions on Multimedia 21(1):221–233
- [39] Zhang J, Du J, Yang Y, et al (2020) A tree-structured decoder for image-to-markup generation. In: International Conference on Machine Learning, PMLR, pp 11076–11085
- [40] Zhu J, Zhao W, Li Y, et al (2024) Tamer: Tree-aware transformer for handwritten mathematical expression recognition. arXiv preprint arXiv:240808578