

A comparison of abundance analyses of first generation stars in multiple populations in 47 Tuc and NGC 3201

Eugenio Carretta¹ and Angela Bragaglia¹

INAF-Osservatorio di Astrofisica e Scienza dello Spazio di Bologna, Via P. Gobetti 93/3, I-40129 Bologna, Italy

ABSTRACT

The distinction of the stellar content in globular clusters (GCs) in multiple stellar populations characterized by different amounts of proton-capture elements has been well assessed since a long time. On the other hand, the existence of noticeable variations in metallicity among GC stars is still debated. In particular, recent spectroscopic analyses claimed the presence of a small variation in metallicity, ~ 0.1 dex, for the first generation (FG) stars in NGC 3201 and NGC 104. However, in both cases the claim is not robust because of the internal error of 0.1 dex associated to the $[\text{Fe}/\text{H}]$ values. To verify the reality of a metallicity variation we compared the two analyses, performed by the same authors with identical methodology. We found trends of metallicity as a function of the spectroscopically derived effective temperatures. However they are in opposite directions; in NGC 3201 cooler (and brighter) stars have higher $[\text{Fe}/\text{H}]$ values, whereas in 47 Tuc they show lower metallicities. The trend is not statistically significant in the former case, but it is in the latter. The dependence of metallicity on the luminosity along the red giant branch seems to indicate problems in the abundance analysis for 47 Tuc. Finally, effective temperature do not show a significant variation as a function of the colour spread along the HST pseudo-colour map, which we should instead observe were the trends temperature-metallicity a real effects of intrinsic scatter in iron. According to this comparison, we conclude that with these analyses, and the associated spurious trends, the issue of metallicity variations in FG stars is hardly settled.

Key words. Stars: abundances – Stars: atmospheres – Stars: Population II – Galaxy: globular clusters: general – globular clusters: individual (NGC 104, NGC 3201)

1. Introduction

Among the many unsolved issues concerning multiple stellar populations (MPs) in globular clusters (GCs), one of the most surprising and recent is the possible existence of a metallicity spread in first generation (FG) stars. These stars are recognised as the original population formed in a primary burst of star formation at the beginning of the GC lifetime. Polluters within this first generation provided the matter processed by proton-capture reactions in H-burning at high temperature. The mixing of this processed matter with pristine gas explains the composition of the polluted stars of the second generation (SG), as well as the correlation and anti-correlation of light elements bearing clear traces of proton-capture reactions (He, C, N, O, Mg, Al, sometime K, Ca, Sc, see e.g. the extensive reviews. by Gratton et al. 2004, 2012, 2019, Bastian and Lardo 2018).

The recent claim of iron spreads among FG stars is surprising in light of the fact that most of candidate polluters proposed to enrich the pristine proto-cluster environment with processed ejecta are not able to produce metallicity variations. Asymptotic giant branch stars (AGB: Ventura et al. 2001), fast rotating massive stars (Decressin et al. 2007), interacting massive binaries (de Mink et al. 2009), supermassive stars

(Denissenkov and Hartwick 2014) may reproduce only the relationship between light elements, although with some quantitative problems.

To also alter the cluster content of iron (and heavier elements), supernova (SN) nucleosynthesis must necessarily be involved. Furthermore, all the above candidates are massive stellar objects, implying short evolving times and a time range for their action restricted to a maximum of a few tens of million years for the slowest evolving among them (AGB stars). However, the nearly homogeneity of heavy element in the majority of GCs (better than 12% or less than 0.05 dex, Carretta et al. 2009a) implies that ejecta from SNe should not be retained in GCs contributing to the secondary star formation.

A few GCs in the Milky Way are known to host intracluster metallicity variations. The amount of star to star differences in $[\text{Fe}/\text{H}]$ ¹ is varying. On one hand, GCs such as NGC 1851 show a spread just barely larger than the observational errors (Carretta et al. 2011). At the other extreme, the most massive GC in the Galaxy, NGC 5139 (ω Cen) shows clear evidence of star to star variations for all elements (see e.g. Gratton et al. 2004, Johnson and Pilachowski 2010). The possibility that

¹ We adopt the usual spectroscopic notation, *i.e.* $[\text{X}] = \log(X)_{\text{star}} - \log(X)_{\odot}$ for any abundance quantity X, and $\log \epsilon(\text{X}) = \log (N_{\text{X}}/N_{\text{H}}) + 12.0$ for absolute number density abundances.

this GC was the nucleus of a dissolved nucleated dwarf galaxy was speculated upon by many studies (e.g. Zinnecker et al. 1988, Freeman 1993). The second most massive Galactic GC, M 54, may be also the nucleus of another dwarf, Sagittarius. Analogies and differences between these two massive GCs can be attributed to a common dynamical evolution, but observed at different stages (Carretta et al. 2010a). To explain the few iron complex GCs, peculiar dynamical conditions for their formation in dwarf galaxy satellites (Bekki and Tsujimoto 2016) and mechanisms of inhomogeneous chemical evolution following cloud-cloud collisions (e.g. Tsujimoto and Shigeyama 2003) have been proposed.

Nevertheless, in most GCs the level of metallicity variations rarely exceed the typical internal errors of precise abundance analysis, that is about 0.05 dex. So why are we talking of metallicity spread in FG stars of objects that are generally found to be very homogeneous in iron on the basis of spectroscopic analysis?

Using HST photometry with appropriate filters sampling the spectral regions where molecular features of CNO elements are preferentially located, Milone et al. (2017) arranged the stars in 57 GCs in a pseudo-colour map (PCM). On the PCMs stars are mostly located in two regions, corresponding to the groups of stars having primordial composition and chemistry altered by proton-capture processes, hereafter *RG1* and *RG2*, respectively (see the simplified notation in Tab. 1, borrowed from Carretta and Bragaglia 2024).

Milone and collaborators estimated that the *RG1* in PCMs were too much extended with respect to observational errors obtained by Monte Carlo simulations. Since the horizontal coordinate Δcol is related to shifts in effective temperatures of stars, sampled by a colour with long baseline in wavelength, they claimed that star to star variations in metallicity or in the He content could explain the extended *RG1* sequence. Since FG stars are by definition objects where the He mass fraction *Y* is untouched since Big Bang nucleosynthesis, the consequent inference was that variations among them should be attributed to spread in [Fe/H] (see also Legnardi et al. 2022).

In a differential high resolution abundance analysis of five FG stars in NGC 2808 Lardo et al. (2023) found a correlation between abundances and position along *RG1*, with lower content in Si, Ca, Ti II and Ni for stars with more negative values of Δcol , in agreement with the above inference from photometry. For [Fe/H] they derived a range equal to 0.25 ± 0.06 dex. This result is conflicting with the analysis of a large sample of stars in NGC 2808 by Carretta et al. (2006) who set a limit $\lesssim 0.05$ dex to the maximum iron spread in this GC, a result later confirmed by Carretta (2015). Moreover, Carretta et al. (2006) found that the average iron abundance in NGC 2808 was increasing going from stars with primordial composition to stars increasingly enriched in products from proton-capture reactions. Since He is the main outcome of the required H-burning, this was in qualitative agreement with an increased strength of metallic lines due to the increase in He content (Böhm-Vitense 1979). Unfortunately, the statistical significance of this result was not very high, due to the attached observational errors. On the other hand, even if the correlations are clear in Lardo et al.

Table 1. Notation adopted in the present paper

$col = mag_{F275W} - mag_{F814W}$
$col3 = (mag_{F275W} - mag_{F336W}) - (mag_{F336W} - mag_{F438W})$
$xr = col$ of the fiducial red line
$xb = col$ of the fiducial blue line
$yr = col3$ of the fiducial red line
$yb = col3$ of the fiducial blue line
$\Delta col = W_{col}((col - xr)/(xr - xb))$
$\Delta col3 = W_{col3}((col3 - yr)/(yr - yb))$ (see Section 2)
W_{col} and W_{col3} = widths of the RGB in col and $col3$
PCM = pseudo-colour map = Δcol in abscissa and $\Delta col3$ in ordinate
<i>RG1</i> = region in the PCM populated by FG stars only
<i>RG2</i> = region in the PCM populated by SG (or non-FG) stars

(2023), none has a high statistical significance, due to the very limited number of stars.

To delve more in depth on the reality of metallicity spreads in FG stars, we test here the above inference by comparing the abundance analyses of FG stars in two GC, namely NGC 3201 (Marino et al. 2019: M19) and NGC 104 (47 Tuc; Marino et al. 2023, hereinafter M23).

The idea is simple. If the metallicity spread is an intrinsic property of FG stars in GCs, we should see similar patterns standing out in both GCs under scrutiny, regardless of their difference in global metallicity ([Fe/H]= -0.768 dex for 47 Tuc and [Fe/H]= -1.512 dex for NGC 3201, Carretta et al. 2009a). The advantage is that both analyses were performed by the same group, with the same instrument and very similar (if not identical) techniques for the abundances obtained from high resolution spectra. We thus aim to highlight whether the findings are consistent and depict a coherent scenario or else there are discrepancies that weaken the conclusion about the metallicity spread in FG stars.

In this paper we first stress the implications of a claimed metallicity spread when the internal observational errors are of the same magnitude (Section 2). Then we compare trends of the derived metallicities in the two GCs with parameters and Δcol values, to ascertain how and how well the variations in effective temperatures T_{eff} are matched by shift in metallicity along the PCM (Section 3). A discussion and final considerations on the observed trend in the two GCs under scrutiny are finally given in Section 4.

2. Intrinsic spreads with an internal error of 0.1 dex in [Fe/H]

The data compared in the present paper are the abundances of 18 FG stars in NGC 3201 and 23 FG stars in 47 Tuc derived by M19 and M23, respectively, using high resolution spectra from the FLAMES-UVES (Ultraviolet and Visual Echelle Spectrograph) instrument on the ESO-VLT UT2 telescope. In both cases stellar parameters (T_{eff} , $\log g$, [A/H], v_t) were derived using a fully spectroscopic analysis.

Complete PCMs from Milone et al. (2017) are not available because they were never published. However, the Δcol and $\Delta col3$ values for the FG stars analysed are given in M19 and

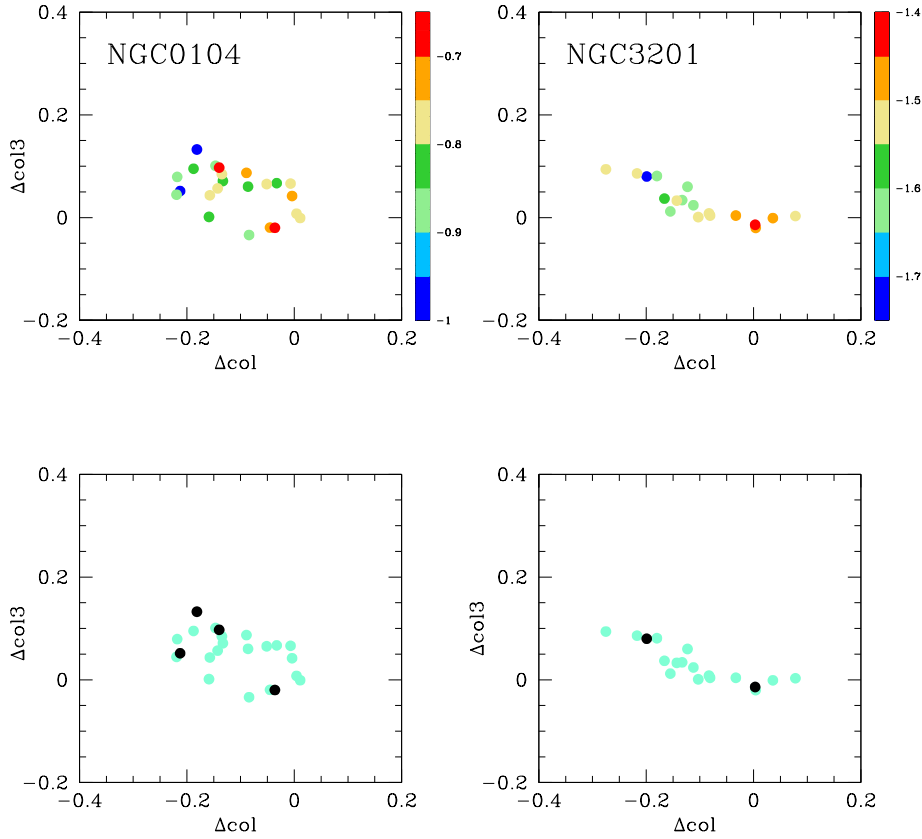


Fig. 1. Pseudo-colour maps of 47 Tuc (upper left panel) and NGC 3201 (upper right panel) from the only published data in M23 and M19, respectively. Stars are colour-coded according to their metallicity. In the lower panels, the aqua colour is used for all stars having $[\text{Fe}/\text{H}]$ values within ± 0.10 dex (the internal error associated to the metallicity) from the average metallicity of FG stars in each cluster, whereas the outliers of this range are marked in black.

M23, allowing to evaluate the displacements of stars along the *RG1*.

Excluding three binary candidates, M19 found a small metallicity range of ~ 0.10 dex among the other 15 FG giants in NGC 3201. This same amount of variations was also found in the sample of FG stars in 47 Tuc (M23), where two candidate binaries were instead left in the sample. However, both abundance analyses came with an attached internal error of 0.10 dex in metallicity (M19 and M23). The same amount found for errors and claimed spread in $[\text{Fe}/\text{H}]$ raises doubts on the reality of the spread.

The concept is visualised in Fig. 1. In the upper panels we plot the sample of FG stars in 47 Tuc (left upper panel) and in NGC 3201 (right upper panel) where the giants are colour-coded according to the metallicities derived in M19 and M23. In the lower panels, we plot the same stars, but this time assigning the same colour to all stars within ± 0.1 dex from the average $[\text{Fe}/\text{H}]$ value of the GCs. The result is that there seems to be no clear relation between Δcol and metallicity spread. Apart from a very few outliers, the majority of stars share a common metallicity, within the associated internal error of 0.1 dex.

Another occurrence immediately evident is that the *RG1* sequence in NGC 3201 is about 0.15 mag more extended than the

one in 47 Tuc. Since the observational error (estimated from the figures in Milone et al. 2017) is about 0.05 mag in Δcol , this is a 3σ difference. However, for both GCs the derived metallicity spread is the same, namely 0.1 dex.

A more quantitative estimate of the intrinsic spread in presence of a given internal error is obtained by the approach suggested in Mucciarelli et al. (2012). The method searches in a grid of the $([\text{Fe}/\text{H}], \sigma)$ space, where σ is the intrinsic spread, the couple of parameters that maximises a maximum likelihood function. This function is defined accounting for the number of stars in the sample and the associated error. Employing this approach with the datasets of FG stars in the two GCs by Marino et al. we found null intrinsic spreads, that is $\sigma = 0.00 \pm 0.031$ dex and $\sigma = 0.00 \pm 0.032$ dex for 47 Tuc and NGC 3201, respectively, when an internal error of 0.1 dex is considered.

3. Comparison of abundance analyses in 47 Tuc and NGC 3201

The location of stars along *RG1* should be a direct consequence of the position of stars on the colour-magnitude diagram (CMD). In the plane m_{F814W} versus *col*, more metal-poor stars lie on the blue side of the RGB, whereas more metal-rich

stars populate the red side. This is a general property of stellar models (e.g. Salaris et al. 2002). For a given absolute brightness, the RGB colour (i.e. the stellar T_{eff}) is strongly affected by the value of metallicity. Even when differences in colour from red and fiducial lines are combined in a PCM stars with lower metallicity should be found at bluer values of Δcol along *RG1*. In short, this is the basis of the claims for a metallicity spread among FG stars (M19, Lardo et al. 2023, M23).

In Fig. 2 we show the metallicity derived for FG stars in 47 Tuc (left panel, from M23) and in NGC 3201 (right panel, from M19) as a function of the effective temperature of stars. The superimposed grid helps to visualise the gradients existing in the data. In 47 Tuc, cooler stars are found to be more metal-poor than stars with higher temperatures. This trend is opposite to the expectations from the colour-metallicity dependence of RGB models, hence it is likely to be a spurious occurrence due to the abundance analysis.

To test the statistical significance of this trend, we computed a linear regression between $[\text{Fe}/\text{H}]$ and T_{eff} . In the left panel of Fig. 2 we list the Pearson's correlation coefficient and the two-tail probability that tests the null hypothesis that the observed values come from a population in which the true correlation is zero. We obtained a probability $p = 0.036$ (23 stars), hence the observed correlation results to be real and with high statistical significance.

Interestingly, the same group, with the same methodology, obtained the opposite trend for FG stars in NGC 3201. From the data of M19, shown in the right panel of Fig. 2, there seems to be a gradient, with cooler stars showing slightly higher metallicities. However, the two-tail probability for the correlation is $p = 0.204$ (18 stars), so formally the correlation does not have high statistical significance and it is likely to be only apparent, probably driven only by the most metal-poor star, which is indicate as a candidate binary star in M19.

The treatment of candidate binary stars is another source of discrepancies between the analyses of M23 and M19. In NGC 3201 the three probable binaries are all confined in the *RG1* region at the most negative values, and are excluded by M19 from the correlations. Instead, in 47 Tuc the two stars that are probable binary (according to their large rms values in radial velocity) span the whole range of Δcol values and are considered in the analysis and ensuing correlations. Accordingly, we removed the 3 binary stars in NGC 3201 from considerations and kept the two stars in 47 Tuc. In Fig. 2 (right panel) the Pearson's coefficient and the two-tail probability are those referred to 15 stars, without the candidate binaries.

We examined the remote possibility that cooler stars in 47 Tuc were fortuitously clustered at low metallicity, with all the metal-rich stars in the sample having casually higher temperatures. To test whether this is the case we show Fig. 3 where the metallicities derived by M23 are plotted as a function of the V magnitudes of stars, tabulated in M23. Formally the observed trend (brighter stars having lower $[\text{Fe}/\text{H}]$ values) does not have high statistical significance, however it reflects the trend of Fig. 2. There is no astrophysical process able to generate such a trend among RGB stars, so the implication is that this must be a spurious trend, due to some problems in the spectroscopic analysis and the derived atmospheric parameters.

Also in NGC 3201 the gradient of metallicities as a function of the V magnitude does reflect the trend observed in Fig. 2, although its statistical significance is not high, in particular when neglecting the candidate binaries.

We can check the claim about the relation between displacement in Δcol along *RG1* and metallicity through the link with the effective temperature, that on the RGB is strongly mediated by the metal abundance.

In Fig. 4 (left panel) we plotted the sample of FG stars in 47 Tuc with the values tabulated in M23. The run of Δcol as a function of T_{eff} is clearly flat, there is no dependence on the temperature of stars. Hence, there is no evidence for a variation of metallicity when moving along this coordinate in the PCM locus populated by FG stars.

For NGC 3201 (right panel of Fig. 4) there is a hint of a trend, with stars at lower values in Δcol being slightly warmer, hence supposedly more metal-poor, as claimed. Nevertheless, the relation showed is formally not of high statistical significance, in particular excluding the binaries, as done in M19.

In a forthcoming paper (Carretta and Bragaglia, in preparation) we make an extensive exploration of the precise lengths of the *RG1* regions in a sample of 20 GCs. In Fig. 5 we show a direct comparison of the extent of *RG1* in the two GCs under scrutiny in the present paper.

The extension of each *RG1* locus is represented by ellipses enclosing the FG stars selected in the left panel of Fig. 5. This figure allows to confirm the result based on the much sparser data published (Δcol values for 23 stars in 47 Tuc and 18 stars in NGC 3201 from M23 and M19, respectively). The length of *RG1* in Δcol is about 0.3 mag for 47 Tuc and 0.5 mag in NGC 3201. Yet the claim by M23 and M19 is that the same metallicity variation (~ 0.1 dex) is apparently detected in both GCs.

4. Final considerations and summary

In this paper we addressed the issue of possible metallicity variations among FG stars. These stars are the outcome of the primary star formation phase in GCs and are not supposed to be polluted by matter processed by proton-capture reactions in H-burning at high temperature. To test the claim that the different extent of the *RG1* in the PCM is related to metallicity spread we compared the abundance analysis of FG stars in 47 Tuc and NGC 3201, performed by the same group, with identical methodology, that is a fully spectroscopic derivation of atmospheric parameters and metallicity $[\text{Fe}/\text{H}]$ based on high resolution UVES spectra.

In 47 Tuc we uncovered clear trends of the metallicity as a function of T_{eff} and luminosity among the 23 FG stars, with cooler (and brighter) stars being more metal-poor than warmer (and fainter) giants along the RGB. These gradients are unambiguous, cannot be explained by any known astrophysical mechanism, and must be probably attributed to some problems in the abundance analysis.

These problems bear consequences on the conclusion drawn from the abundance analysis of FG stars in 47 Tuc. From the comparison of the abundance spread (or lack thereof) in FG and SG stars, M23 advanced a scenario where FG stars were

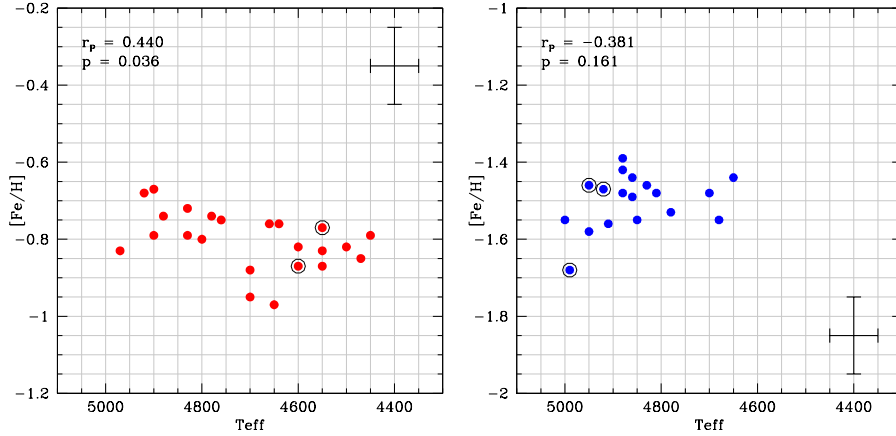


Fig. 2. Relations between T_{eff} and (derived) metallicity $[\text{Fe}/\text{H}]$ in FG stars of 47 Tuc (left panel, red points) and NGC 3201 (right panel, blue points) from M23 and M19, respectively. In each panel the Pearson's coefficient for the linear regression and the two-tail probability that the true correlation is zero are listed. Black circled points are candidate binary stars (here and in the following figures). Error-bars indicate typical errors taken from M19 and M23.

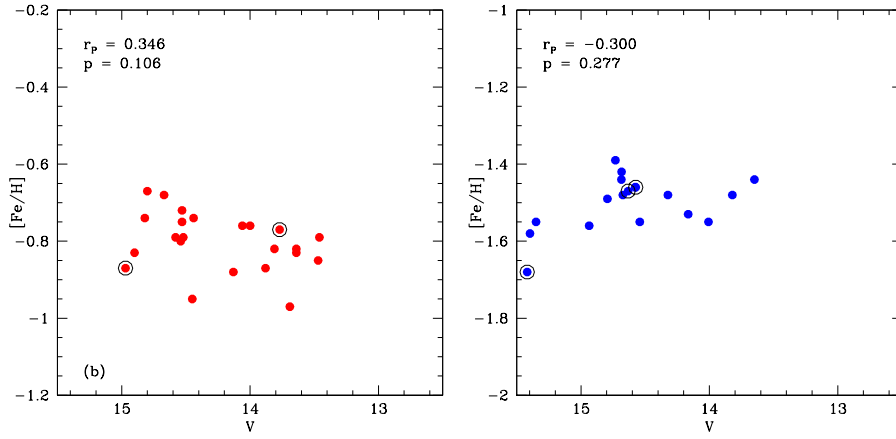


Fig. 3. Metallicity of FG stars in 47 Tuc (left panel) and in NGC 3201 (right panel) as a function of the apparent V magnitude, from M23 and M19, respectively.

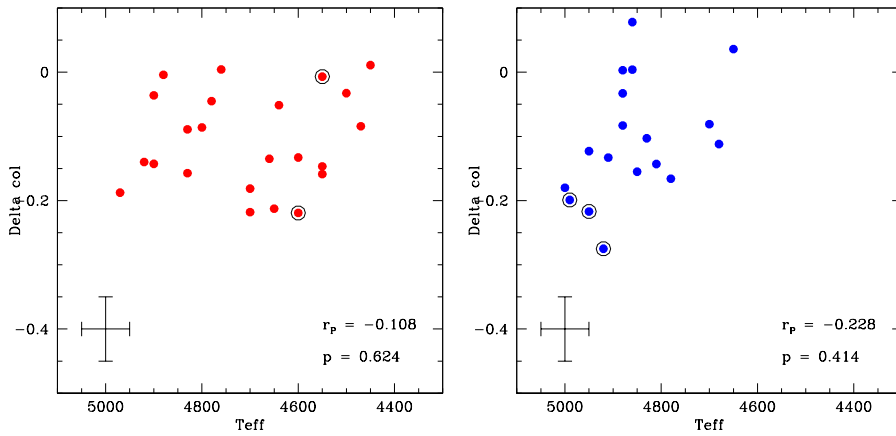


Fig. 4. Coordinate Δ_{col} along the $RG1$ in the PCM of 47 Tuc as a function of the effective temperature of stars from M23 (left panel). Right panel: the same for NGC 3201 from M19. Typical error-bars from M19, M23, and M17 are indicated.

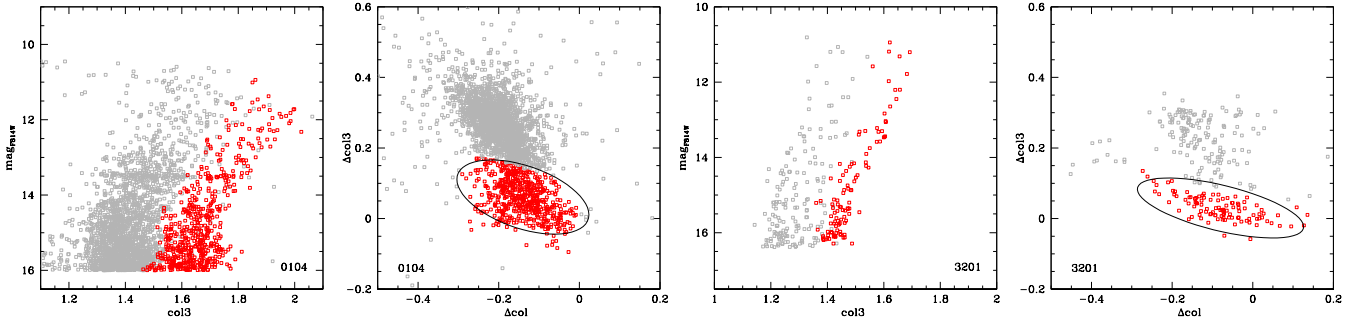


Fig. 5. Plots of $col3$ versus m_{F814W} (left panels) and PCMs for 47 Tuc (upper row) and NGC 3201 (lower row), taken from Carretta and Bragaglia (2024). In all panels FG stars are plotted in red. Ellipses enclosing FG stars in the PCMs show the extension of RG1 in the two GCs.

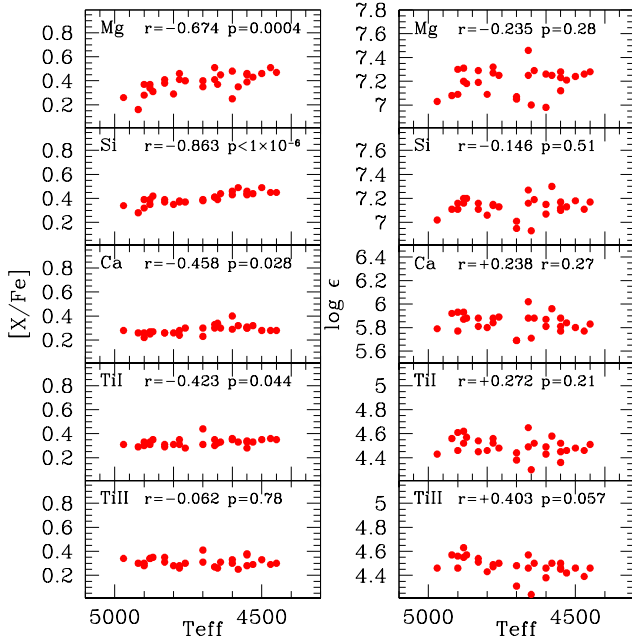


Fig. 6. Abundances of α -elements as a function of T_{eff} in 23 FG stars of 47 Tuc from M23. Left column: abundance ratios $[X/Fe]$. Right column: absolute number density abundances. In each panel are reported the Pearson's correlation coefficient and the two-tails probability of the linear regression with T_{eff} .

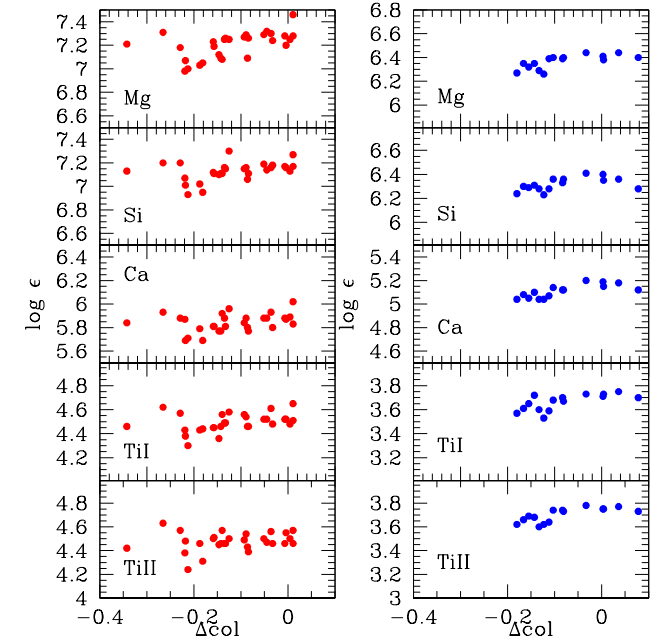


Fig. 7. Absolute number density abundances of α -elements in FG stars of 47 Tuc (left panels, from M23) and of NGC 3201 (right panels, from M19) as a function of the displacement Δcol on the RG1 region of the PCMs.

born in a inhomogeneous medium during the first phase of the star formation, whereas the next generation formed more centrally concentrated in regions where a cooling flow was able to more efficiently mix the gas used to produce the polluted population.

This scenario is however weakened by the spurious trend with effective temperature uncovered for iron. The inhomogeneities in other species can be simply the reflection of this trend. A countercheck is offered by Fig. 6. In this figure we plot the α -elements Mg, Si, Ca, Ti I and Ti II as a function of the T_{eff} for all 23 FG stars in 47 Tuc from M23. In the panels of the left column, the abundance ratios $[X/Fe]$ are shown. The Pearson's correlation coefficient and the two-tail probability of the linear regression are reported in each panel. All elements except Ti II show a correlation with T_{eff} with high statistical

significance. However, when we exclude the contribution of iron and we simply plot the absolute abundance (in number density) of each species (panels in the right column) the run is compatible with a constant level or, at least, absence of any correlation with statistical significance. Furthermore, while the ratio $[Ti/Fe]$ II was flat with T_{eff} , the run of $\log \epsilon(Ti II)$ shows a noticeable trend that has almost a statistical significance.

Hence, it is quite difficult to envisage a coherent scenario of a primordial proto-cluster medium where iron is not well mixed, but other products of SN nucleosynthesis like the α -elements are homogeneous to such an extent not to show any significant variation with T_{eff} , as implied in Fig. 6.

Proofs that SG stars formed generally in denser and likely more well mixed medium do exist. The lower binary fraction among SG stars strongly suggests different conditions of the environments where unpolluted and polluted stars formed.

High efficiency of infant mortality of binary systems among SG stars nicely explains the observed difference in binary fractions (D’Orazi et al. 2010, Lucatello et al. 2015). On the other hand, data shown in Fig. 6 do not seem adequate enough to confirm such a scenario.

The situation is less uncertain for NGC 3201. With the notable exceptions of Mg, Cu, and Pr, no species in NGC 3201 show a trend with T_{eff} (in both abundance ratio with iron and absolute elemental abundance) which has a statistical significance². The absence of spurious trends derives from the nearly constant values in Fig. 2, when candidate binaries are excluded.

In both GCs there seems to be no compelling evidence for a variation in T_{eff} for the FG samples as a function of the Δcol coordinate. Since the T_{eff} of giants on the RGB is a strong function of the metallicity of stars, overall these findings cast some doubts on the claim that there is a metallicity spread among FG stars, or at least weakens its relevance.

On the other hand, we confirm that in both GCs the absolute chemical abundances for most of the species analysed present a trend to be higher in FG stars with Δcol near zero, and lower when going to Δcol increasingly negative values (see Fig. 7 for an example of the trends with Δcol of the α -elements in 47 Tuc and NGC 3201). The few exceptions are for Al, Sc, Co, Y, Zr, Pr in NGC 3201 and for Zn, Y, Ba, La in 47 Tuc. This could be surprising, since col and Δcol should not be influenced by the abundances of these elements (with the possible exception of oxygen). The variation, essentially due to temperature, should be related only to changes in helium, or metallicity. Considering the lack of significant variations of T_{eff} with Δcol it is not clear how different abundances can be associated to different positions along the horizontal coordinate in the PCMs.

Finally, we stress that both analyses (identical as far as methodology is concerned) compared in the present paper are deriving the same metallicity spread in GCs with clearly different extension of the $RG1$ region of FG stars and global metallicity $[Fe/H]$, despite the abundance analysis in 47 Tuc producing spurious trends incompatible with stellar physics. The problem of the possible existence of metallicity spreads among FG stars in multiple populations of GCs seems still to remain an open issue at the moment.

Acknowledgements. We thank the anonymous referee for their fair and constructive comments. This research has made use of the VizieR catalogue access tool, CDS, Strasbourg, France (DOI: 10.26093/cds/vizier). The original description of the VizieR service was published in 2000, A&AS 143, 23. Use of the NASA’s Astrophysical Data System, and TOPCAT (Taylor 2005) are also acknowledged.

References

- Bastian, N., Lardo, C. 2018, ARA&A, 56, 83
 Bekki, K., Tsujimoto, T. 2016, ApJ, 831, 70
 Böhm-Vitense, E. 1979, ApJ, 234, 521
 Carretta, E. 2015, ApJ, 810, 148

- Carretta, E., Bragaglia, A., Gratton R.G., et al. 2006, A&A, 450, 523
 Carretta, E., Bragaglia, A., Gratton, R.G., D’Orazi, V., Lucatello, S. 2009a, A&A, 508, 695
 Carretta, E., Bragaglia, A., Gratton, R.G. et al. 2010a, ApJ, 714, L7
 Carretta, E., Lucatello, S., Gratton, R.G., Bragaglia, A., D’Orazi, V. 2011, A&A, 533, 69
 D’Orazi, V., Gratton, R., Lucatello, S. et al. 2010, ApJ, 719, L213
 Gratton, R.G., Sneden, C., Carretta, E. 2004, ARA&A, 42, 385
 Gratton, R.G., Carretta, E., Bragaglia, A. 2012, A&ARv, 20, 50
 Gratton, R.G., Bragaglia, A., Carretta, E., et al. 2019, A&ARv, 27, 8
 Decressin, T., Meynet, G., Charbonnel C. Prantzos, N., Ekstrom, S. 2007, A&A, 464, 1029
 de Mink, S.E., Pols, O.R., Langer, N., Izzard, R.G. 2009, A&A, 507, L1
 Denissenkov, P.A., Hartwick, F.D.A. 2014, MNRAS, 437, L21
 Johnson, C.I., Pilachowski, C.A. 2010, ApJ, 722, 1373
 Lardo, C., Salaris, M., Cassisi, et al. 2023, A&A, 669, A19
 Legnardi, M.V., Milone, A.P., Armillotta, L. et al. 2022, MNRAS, 513, 735
 Lucatello, S., Sollima, A., Gratton, R., et al. 2015, A&A, 584, A52
 Marino, A.F., Milone, A.P., Sills, A. et al. 2019, ApJ, 887, 91
 Marino, A.F., Milone, A.P., Dondoglio, E. et al. 2023, ApJ, 958, 31
 Milone, A.P., Piotto, G., Renzini, A. et al. 2017, MNRAS, 464, 3636
 Mucciarelli, A., Bellazzini, M., Ibata, R., et al. 2012, MNRAS, 426, 2889
 Salaris, M., Cassisi, S., Weis, A. 2002, PASP, 114, 375
 Taylor, M.B. 2005, Astronomical Data Analysis Software and Systems XIV, 347, 29
 Tsujimoto, T., Shigeyama, T. 2003, ApJ, 590, 803
 Ventura, P. D’Antona, F., Mazzitelli, I., Gratton, R. 2001, ApJ, 550, L65

² Moreover, the trend in Pr abundances, decreasing as T_{eff} decreases, is opposite to the ones for Mg and Cu.