

On the Reliability of Information Retrieval From MDS Coded Data in DNA Storage

Serge Kas Hanna

Côte d'Azur University, CNRS, I3S Laboratory, France

Email: serge.kas-hanna@cnrs.fr

Abstract—This work presents a theoretical analysis of the probability of successfully retrieving data encoded with MDS codes (e.g., Reed-Solomon codes) in DNA storage systems. We study this probability under independent and identically distributed (i.i.d.) substitution errors, focusing on a common code design strategy that combines inner and outer MDS codes. Our analysis demonstrates how this probability depends on factors such as the total number of sequencing reads, their distribution across strands, the rates of the inner and outer codes, and the substitution error probabilities. These results provide actionable insights into optimizing DNA storage systems under reliability constraints, including determining the minimum number of sequencing reads needed for reliable data retrieval and identifying the optimal balance between the rates of inner and outer MDS codes.

I. INTRODUCTION

The exponential growth of digital data has highlighted the limitations of conventional storage technologies in terms of scalability, energy efficiency, and longevity [1]. DNA-based data storage has emerged as a promising alternative due to its exceptional stability and ultra-high storage density [2]–[4]. However, realizing efficient DNA storage systems requires addressing a variety of challenges, with reliability being a key concern [5], [6]. In this paradigm, digital data is encoded into short DNA strands, which are written through synthesis, stored in molecular form (oligonucleotides), and read via sequencing. Reliability challenges arise from biochemical imperfections in this process, introducing single-base errors (i.e., deletions, insertions, and substitutions of nucleotides) that result in noisy reads of the stored strands. Furthermore, biases introduced within the storage pipeline (e.g., PCR amplification bias) can lead to the complete loss of individual strands.

Abstractly, the DNA data storage channel is characterized by multiple sources of randomness [6]–[9], including the stochastic nature of single-base errors; imbalances in physical coverage caused by biases; randomness in the order of reads in the sequencer output; and variability in sequencing coverage, i.e., uneven number of reads across strands due to biases and inherent randomness of sequencing. This work focuses on two main sources of randomness: substitution errors and variability in sequencing reads across strands, which can lead to both noisy reads and strand losses. Error-correcting codes provide a robust solution to these reliability challenges [3], [10]–[19]. A common design integrates inner and outer codes: the inner code adds redundancy within each strand to correct single-base errors, while the outer code introduces redundant strands to recover from strand losses and correct residual errors from the inner code. Maximum distance separable (MDS) codes, such as Reed-Solomon codes [20], are a common choice in practice for

both inner and outer codes due to their optimal error-correction properties [3], [11], [13]–[15].

In this work, we are interested in studying the reliability of information retrieval from MDS coded data by characterizing the probability of successful retrieval as a function of the code and channel parameters. The work in [21] is most closely related to ours, where the authors derived bounds on the probability of successful retrieval for a coding scheme that uses an outer MDS code. In that study, the channel model accounted for a single source of randomness by modeling the sequencing step as a random sampling process with replacement, which reflects the variability in the number of reads across strands. The reliability analysis in [21] focused on the performance of the outer code under this sampling model, without considering single-base errors and inner codes. These results were later extended in [22]–[24] to the case of combinatorial composites of DNA shortmers [25]. Another related line of research, explored in [21], [26], [27], focuses on constructing optimal outer codes that minimize the expected number of reads needed to retrieve parts or all of the information for noiseless channels. Also, [28] investigated the use of low-density parity-check (LDPC) codes to improve the read/write cost trade-offs in DNA storage systems.

Most previous theoretical works on data retrieval reliability in DNA storage have focused on outer MDS codes and sequencing randomness, while excluding single-base errors, inner codes, and the possibility of having noisy input to the outer MDS decoder. These studies established interesting connections between data retrieval and classical probability problems such as the coupon collector and double Dixie cup problems. Building on this foundation, we generalize the existing analyses by explicitly studying the interaction between inner and outer MDS codes in DNA storage while incorporating randomness from both sequencing and error processes.¹ Motivated by recent experimental findings showing that substitution errors tend to occur independently and that biases are significant in DNA storage systems [9], we consider i.i.d. nucleotide substitutions for single-base errors and account for biases by allowing strands to have unequal probabilities of being read. Our main contribution is a theoretical framework presented in Section III, which evaluates the analytical probability of successful retrieval in terms of the channel and code parameters. This framework provides insights into trade-offs between system parameters, enabling the optimization of sequencing and synthesis costs. In Section IV, we illustrate this through numerical examples addressing two

¹More technical details on how our model and analysis differs from previous works are provided in Section III-C.

optimization problems under reliability constraints: minimizing number of reads and maximizing information density.

II. PRELIMINARIES

A. Notation

We use bold letters for vectors, sans-serif letters for random variables, and calligraphic letters for sets; e.g., \mathbf{x} , \mathbf{X} , \mathcal{X} , and \mathcal{X} represent a vector, a random variable, a random vector, and a set, respectively. For integers n , i , and $j \geq i$, we define $[n] \triangleq \{1, 2, \dots, n\}$ and $[i, j] \triangleq \{i, i+1, \dots, j\}$. Superscripts index vectors, e.g., \mathbf{x}^i , and subscripts index elements within a vector, e.g., x_i . For a vector \mathbf{x} , $\mathbf{x}_{[i,j]}$ represents the subvector containing the elements of \mathbf{x} indexed by $[i, j]$. We write a sequence of vectors $\mathbf{x}^1, \mathbf{x}^2, \dots, \mathbf{x}^n$ compactly as $(\mathbf{x}^i)_{i=1}^n$. We use $\|\mathbf{x}\|_0$ to denote the number of non-zero elements in \mathbf{x} . Let $\mathbb{N} = \{0, 1, 2, \dots\}$ be the set of natural numbers and \mathbb{F}_q be the Galois field of size q . We denote the indicator function by $\mathbb{1}_{\{\text{condition}\}} \in \{0, 1\}$, which equals 1 when the condition is true and 0 otherwise. The probability of an event is denoted by $\Pr(\mathbf{X} = \mathbf{x})$, where we sometimes omit the random variable, e.g., $\Pr(x)$, when it is clear from the context. The probability mass function (PMF) and cumulative distribution function (CDF) of a binomial random variable $\mathbf{X} \sim \text{Binomial}(n, p)$ are denoted by $f(x; n, p) \triangleq \Pr(\mathbf{X} = x) = \binom{n}{x} p^x (1-p)^{n-x}$ and $F(x; n, p) \triangleq \Pr(\mathbf{X} \leq x) = \sum_{j=0}^x f(j; n, p)$, respectively. The CDF of a standard Gaussian distribution is denoted by $\Phi(x) = \frac{1}{\sqrt{2\pi}} \int_{-\infty}^x e^{-\frac{z^2}{2}} dz$, where $x \in \mathbb{R}$.

B. Encoding

We consider a coding scheme that encodes binary information in the form of a collection of DNA strands using inner and outer MDS codes. The input binary information, denoted by \mathbf{u} , is first partitioned into K non-overlapping sequences $(\mathbf{u}^j)_{j=1}^K$, each of length k bits, where $\mathbf{u}^j \triangleq \mathbf{u}_{[1+(j-1)k, jk]} \in \mathbb{F}_2^k$. These K information sequences are encoded using an outer (N, K) MDS code, resulting in N encoded sequences $(\mathbf{w}^j)_{j=1}^N$, where $\mathbf{w}^j \in \mathbb{F}_2^N$. The outer MDS code operates “column-wise” on symbols from different sequences over \mathbb{F}_{2^M} , with $2^M \geq N$, where each \mathbf{w}^j is represented as a sequence of M -bit symbols. Subsequently, each $\mathbf{w}^j \in \mathbb{F}_2^N$ is encoded into $\mathbf{x}^j \in \mathbb{F}_2^n$ using an inner $(n', k' = \frac{k}{m})$ MDS code that operates on m -bit symbols over \mathbb{F}_{2^m} , with $2^m \geq n'$, and $n' - k' = 2t$. The combination of inner and outer MDS codes yields N encoded sequences $(\mathbf{x}^j)_{j=1}^N$, where $\mathbf{x}^j \in \mathbb{F}_2^n$.

To complete the encoding process, each binary sequence \mathbf{x}^j is mapped into a DNA representation $\tilde{\mathbf{x}}^j$ via a one-to-one mapping that replaces every two bits with a symbol from $\Sigma \triangleq \{A, C, G, T\}$, e.g., $00 \leftrightarrow A$, $01 \leftrightarrow C$, $10 \leftrightarrow G$, $11 \leftrightarrow T$. As a result, the encoder outputs N DNA strands $(\tilde{\mathbf{x}}^j)_{j=1}^N$, where $\tilde{\mathbf{x}}^j \in \Sigma^{n/2}$. The resulting information density, defined as the amount of information bits encoded per DNA nucleotide, is $\Delta \triangleq 2 \times \rho_{\text{in}} \times \rho_{\text{out}}$, where $\rho_{\text{in}} = \frac{k}{n}$ and $\rho_{\text{out}} = \frac{K}{N}$ are the code rates of the inner and outer MDS codes, respectively. For simplicity, we assume all parameters are divisible as needed so that the integer-valued quantities (e.g., k/m , n/m , and $n/2$) are well-defined.

C. Channel Model

Given the N encoded DNA strands $(\tilde{\mathbf{x}}^j)_{j=1}^N$ as input, we consider a channel that outputs $R_j \in \mathbb{N}$ noisy copies of each strand $\tilde{\mathbf{x}}^j \in \Sigma^{n/2}$. The noise is introduced through random nucleotide substitutions, independently across all copies and strands. The channel output is represented as $((\tilde{\mathbf{Y}}^{j,\ell})_{\ell=1}^{R_j})_{j=1}^N$, where $\tilde{\mathbf{Y}}^{j,\ell} \in \Sigma^{n/2}$ denotes the ℓ^{th} noisy copy of $\tilde{\mathbf{x}}^j$. Throughout this paper, we use the term *read profile* to refer to the random vector $\mathbf{R} = (R_1, \dots, R_N)$ and its realization $\mathbf{r} = (r_1, \dots, r_N)$, which specify the number of sequencing reads (noisy copies) per strand.

Similar to previous works, we model the sequencer output as performing R_{all} independent draws (with replacement) from a probability distribution $\mathbf{p} = (p_1, \dots, p_N)$, with $0 \leq p_j \leq 1$ and $\sum_{j=1}^N p_j = 1$. Here, $R_{\text{all}} \in \mathbb{N}$ represents the total number of sequencing reads, and p_j reflects the probability of reading strand $\tilde{\mathbf{x}}^j$, which is related in practice to factors such as its physical coverage. Under this model, the read profile follows a multinomial distribution with parameters R_{all} and \mathbf{p} , and hence

$$\Pr(\mathbf{r}) = \Pr(r_1, \dots, r_N) = \binom{R_{\text{all}}}{r_1, \dots, r_N} \prod_{j=1}^N p_j^{r_j}. \quad (1)$$

We also consider a closely related model in which R_1, \dots, R_N are independent Poisson random variables with $R_j \sim \text{Pois}(\lambda p_j)$ for $j \in [N]$, and thus

$$\Pr(\mathbf{r}) = \Pr(r_1, \dots, r_N) = \prod_{j=1}^N \frac{(\lambda p_j)^{r_j} e^{-\lambda p_j}}{r_j!}. \quad (2)$$

The connection between both models stems from the well-known *Poissonization* phenomenon applied to multinomials. Specifically, if we replace the fixed total number of reads R_{all} in the multinomial model with a Poisson-distributed random variable with mean λ , i.e., $R_{\text{all}} \sim \text{Pois}(\lambda)$, and marginalize over R_{all} in (1), we obtain the same distribution in (2). Furthermore, for large fixed R_{all} and small sampling probabilities p_1, \dots, p_N , a common approximation of (1) follows from substituting λ with R_{all} in (2).

Finally, motivated by recent experimental results in DNA storage showing that the assumption of error independence is generally valid in practice for substitution errors [9], we model the noise in each read as i.i.d. nucleotide substitutions occurring with probability $\epsilon > 0$. More precisely, we consider a memoryless quaternary symmetric channel (QSC) with error probability $\epsilon > 0$, such that for a given input strand $\tilde{\mathbf{x}}^j \in \Sigma^{n/2}$, read profile $\mathbf{r} = (r_1, \dots, r_N)$, and any $j \in [N]$, $\ell \in [r_j]$, $i \in [n/2]$, and $\tilde{y} \in \Sigma$, we have

$$\Pr(\tilde{Y}_i^{j,\ell} = \tilde{y} \mid \tilde{x}_i^j) = \begin{cases} 1 - \epsilon, & \text{if } \tilde{y} = \tilde{x}_i^j, \\ \frac{\epsilon}{3}, & \text{if } \tilde{y} \neq \tilde{x}_i^j. \end{cases}$$

D. Decoding

The first step in the decoding process generally involves clustering the sequencer output to identify and group the reads belonging to the same strand. The channel model considered in this work does not account for randomness in the order of

the reads, so we assume the channel output $((\tilde{\mathbf{Y}}^{j,\ell})_{\ell=1}^{R_j})_{j=1}^N$ is ordered such that the reads corresponding to each strand are identifiable, making clustering implicit and error-free. This assumption also implies that the read profile $\mathbf{r} = (r_1, \dots, r_N)$ is known at the decoder. In practice, clustering can be performed efficiently using state-of-the-art algorithms, e.g., [29]–[31].

For each strand index $j \in [N]$, the noisy reads $(\tilde{\mathbf{Y}}^{j,\ell})_{\ell=1}^{r_j}$ are aggregated to produce a single *consensus* sequence $\tilde{\mathbf{C}}^j \in \Sigma^{n/2}$ via base-by-base majority voting over $\Sigma = \{\text{A, C, G, T}\}$. Specifically, for each position $i \in [n/2]$, the consensus nucleotide $\tilde{C}_i^j \in \Sigma$ is chosen as the most frequent among $\tilde{Y}_i^{j,1}, \dots, \tilde{Y}_i^{j,r_j}$, with ties broken uniformly at random. The consensus sequences $(\tilde{\mathbf{C}}^j)_{j=1}^N$ are then mapped to their binary representations $(\mathbf{C}^j)_{j=1}^N$, where $\mathbf{C}^j \in \mathbb{F}_2^n$, by applying the inverse of the mapping used during encoding. Each consensus sequence \mathbf{C}^j is subsequently decoded using the inner $(n' = \frac{n}{m}, k' = \frac{k}{m})$ MDS code, yielding $(\hat{\mathbf{W}}^j)_{j=1}^N$, where $\hat{\mathbf{W}}^j \in \mathbb{F}_2^{k'}$. The outer (N, K) MDS code over \mathbb{F}_{2^M} then recovers $(\hat{\mathbf{U}}^j)_{j=1}^K$ from $(\hat{\mathbf{W}}^j)_{j=1}^N$, where $\hat{\mathbf{U}}^j \in \mathbb{F}_2^{k'}$. Finally, the information sequences $(\hat{\mathbf{U}}^j)_{j=1}^K$ are concatenated to form the final estimate $\hat{\mathbf{U}}$ of the original information \mathbf{u} . We define the probability of successful retrieval as $P_{\text{succ}} \triangleq \Pr(\hat{\mathbf{U}} = \mathbf{u})$, which depends on the parameters of the inner and outer MDS codes, as well as the channel parameters.

Remark 1 (Rate-reliability trade-off in reconstruction). *There are multiple approaches to reconstructing an individual MDS-coded strand from multiple noisy reads. For instance, the inner decoding can be performed directly on noisy reads before forming a consensus, or the consensus itself could be performed at the sequence level rather than on a base-by-base basis. In this work, we focus on the case where base-by-base consensus is performed as a preliminary step before applying the inner MDS decoder. We conjecture that this approach optimizes the trade-off between the rate of the inner MDS code and the reliability of reconstruction in the presence of i.i.d. substitution errors.*

III. RELIABILITY OF DATA RETRIEVAL

In this section, we evaluate the theoretical probability of successful data retrieval by examining key aspects of the decoding process. This includes an analysis of the residual error rates in the consensus sequence, the probabilities of success, error, and failure for decoding individual strands using the inner MDS code, and the probability of successful decoding for the outer MDS code. These probabilities are influenced by various factors, such as the QSC error rate, the number of reads and their distribution among the strands, and the parameters of the inner and outer MDS codes. Proofs of the results presented in this section are given in the Appendix.

A. Consensus and Inner MDS Code

Given $r \in \mathbb{N}$ noisy reads of a DNA strand $\tilde{\mathbf{x}} \in \Sigma^{n/2}$, a preliminary decoding step, as outlined in Section II, involves deriving a consensus sequence $\tilde{\mathbf{C}}$ via majority voting. This step can correct single-base substitution errors by leveraging redundancy in the reads, with its effectiveness depending on

the QSC error rate ϵ and the number of reads r . Consequently, the error rate in the consensus sequence, denoted by $\epsilon_{(r)}$, satisfies $\epsilon_{(r)} \leq \epsilon$. Moreover, since the QSC introduces i.i.d. errors and the consensus mechanism processes each nucleotide position independently, the errors in $\tilde{\mathbf{C}}$ also remain i.i.d., where $\epsilon_{(r)} = \Pr(\tilde{C}_i \neq \tilde{x}_i)$ for any $i \in [n/2]$. In Lemma 1, we establish the exact relationship between ϵ and $\epsilon_{(r)}$ as a function of r .

The decoding of the inner MDS code is then applied to the consensus sequence, and its performance depends directly on the post-consensus error rate $\epsilon_{(r)}$. Since the inner MDS code addresses symbol-level errors, where each symbol corresponds to m consecutive bits (i.e., $m/2$ nucleotides), we also provide the corresponding symbol error rate in Lemma 1, denoted by $\epsilon'_{(r)}$. The value of $\epsilon'_{(r)}$ represents the *effective* error rate relevant to the inner MDS code, determining its ability to handle residual errors that remain after the consensus process.

Lemma 1. *For a given number of reads $r \in \mathbb{N}$, the post-consensus nucleotide error rate is given by*

$$\epsilon_{(r)} = 1 - \sum_{\kappa \in \mathcal{K}_{(r)}} \frac{1}{\omega(\kappa)} \binom{r}{\kappa_1, \kappa_2, \kappa_3, \kappa_4} (1 - \epsilon)^{\kappa_1} \left(\frac{\epsilon}{3}\right)^{r - \kappa_1},$$

and the inner code symbol error rate is $\epsilon'_{(r)} = 1 - (1 - \epsilon_{(r)})^{\frac{m}{2}}$, where

$$\mathcal{K}_{(r)} \triangleq \left\{ \kappa \in \mathbb{N}^4 : \sum_{i=1}^4 \kappa_i = r, \kappa_1 \geq \kappa_2, \kappa_3, \kappa_4 \right\},$$

$$\omega(\kappa) \triangleq \sum_{i=1}^4 \mathbb{1}_{\{\kappa_i = \kappa_1\}}.$$

The decoding of the inner MDS code can result in one of three outcomes: a successful decoding (recovering the correct strand information), a decoding error (producing an incorrect result), or a decoding failure (acknowledging an inability to decode and producing no output). Given $r \in \mathbb{N}$ noisy reads of a strand $\tilde{\mathbf{x}}$, we define the probabilities of success, error, and failure by $\alpha_{(r)} \triangleq \Pr(\hat{\mathbf{W}} = \mathbf{w})$, $\beta_{(r)} \triangleq \Pr(\hat{\mathbf{W}} \neq \mathbf{w})$, and $\gamma_{(r)} \triangleq \Pr(\hat{\mathbf{W}} = \emptyset)$, respectively, where $\gamma_{(0)} = 1$ and $\alpha_{(r)} + \beta_{(r)} + \gamma_{(r)} = 1$. In Lemma 2, we express these probabilities in terms of the number of reads r and the inner code parameters.

Lemma 2. *For the inner $(n' = \frac{n}{m}, k' = \frac{k}{m})$ MDS code constructed over \mathbb{F}_{2^m} , with $n' - k' = 2t$, we have*

$$\alpha_{(r)} = F(t; n', \epsilon'_{(r)}),$$

$$\beta_{(r)} = \sum_{i=t+1}^{n'} \eta_i f(i; n', \epsilon'_{(r)}),$$

$$\gamma_{(r)} = \sum_{i=t+1}^{n'} (1 - \eta_i) f(i; n', \epsilon'_{(r)}),$$

where F and f denote the CDF and PMF of a binomial distribution, respectively, as defined in Section II. Explicit closed-form expressions of $\eta_i \in (0, 1)$ for $i \in [t+1, n']$, under bounded distance decoding (BDD), are provided in [32].

$$\Pr(S_N(\mathbf{r}) \geq K) = \sum_{(\mathcal{A}, \mathcal{B}) \subseteq \mathcal{N}} \left(\prod_{j \in \mathcal{A}} \alpha_{(r_j)} \right) \left(\prod_{j \in \mathcal{B}} \beta_{(r_j)} \right) \left(\prod_{j \notin \mathcal{A} \cup \mathcal{B}} \gamma_{(r_j)} \right), \quad \mathcal{N} \triangleq \{(\mathcal{A}, \mathcal{B}) : \mathcal{A}, \mathcal{B} \subseteq [N], \mathcal{A} \cap \mathcal{B} = \emptyset, |\mathcal{A}| - |\mathcal{B}| \geq K\}. \quad (3)$$

The probabilities in Lemma 2 are key to analyzing the performance of the outer MDS code and evaluating the probability of successful data retrieval, as we discuss in the next section. Note that BDD for Reed–Solomon codes can be implemented efficiently with quadratic complexity in the blocklength [33].

B. Outer MDS Code and Data Retrieval

A decoding failure in the inner MDS code results in a strand loss, which the outer MDS code can detect and treat as an erasure. In contrast, a decoding error in the inner code remains undetected and leads to incorrect strand information, effectively causing substitution errors in the outer code. The outer (N, K) MDS code can correct any combination of e^{era} erasures and e^{sub} substitutions, provided that $e^{\text{era}} + 2e^{\text{sub}} \leq N - K$, which is a standard property of MDS codes. Equivalently, the data can be retrieved successfully if the number of correctly decoded strands exceeds the number of incorrectly decoded strands by at least K . To formulate this condition mathematically, we introduce some definitions and notation.

For $j \in [N]$ and a given read profile $\mathbf{r} = (r_1, \dots, r_N)$, let $Z_j(r_j) \in \{-1, 0, +1\}$ be a discrete random variable representing the outcome of decoding strand \tilde{x}_j . Specifically, $Z_j(r_j) = +1$, $Z_j(r_j) = -1$, and $Z_j(r_j) = 0$ indicate decoding success, error, and failure, respectively, with probabilities $\alpha_{(r_j)}$, $\beta_{(r_j)}$, and $\gamma_{(r_j)}$ (from Lemma 2). We define the random variable

$$S_N(\mathbf{r}) \triangleq Z_1(r_1) + Z_2(r_2) + \dots + Z_N(r_N), \quad (4)$$

which captures the combined effect of the decoding outcomes. The decoding of the outer (N, K) MDS code is successful, and the data is thus successfully retrieved, if $S_N(\mathbf{r}) \geq K$. This condition ensures that the total number of errors and erasures resulting from the inner code are within the error correction capability of the outer MDS code, forming the basis of our result in Theorem 3.

Theorem 3. *For a given read profile $\mathbf{r} = (r_1, \dots, r_N)$, the probability of successful retrieval $P_{\text{succ}|\mathbf{r}}$ satisfies*

$$P_{\text{succ}|\mathbf{r}} \geq \Pr(S_N(\mathbf{r}) \geq K) = \sum_{\substack{\mathbf{z} \in \{-1, 0, 1\}^N \\ K \leq z_1 + \dots + z_N \leq N}} \prod_{j=1}^N \Pr(Z_j(r_j) = z_j),$$

which can alternatively be expressed as in (3), where N and K are the parameters of the outer (N, K) MDS code.

In the special case where all strands are read an equal number of times, the result in Theorem 3 simplifies to the expressions given in Corollary 4. While this scenario is idealistic and far from typical in practice, Corollary 4 will be useful for deriving subsequent results.

Corollary 4. *Consider a uniform read profile $\mathbf{r} = (r_1, \dots, r_N)$, with $r_j = r$ for all $j \in [N]$. The*

PMF of the random variable $S_N(r) \in [-N, N]$ is given by

$$\Pr(S = s) = \sum_{i=\max\{-s, 0\}}^{\lfloor (N-s)/2 \rfloor} \binom{N}{i+s, i, N-2i-s} \alpha_{(r)}^{i+s} \beta_{(r)}^i \gamma_{(r)}^{N-2i-s},$$

and consequently

$$P_{\text{succ}|\mathbf{r}} \geq \sum_{s=K}^N \Pr(S_N(r) = s).$$

Remark 2. *The condition $S_N(\mathbf{r}) \geq K$ in Theorem 3 is sufficient but not necessary, which is why it gives a lower bound on $P_{\text{succ}|\mathbf{r}}$. Recall that the outer (N, K) MDS code operates column-wise over \mathbb{F}_{2^M} , yielding k/M columns. Thus, a necessary and sufficient condition for full information recovery is*

$$e_l^{\text{era}} + 2e_l^{\text{sub}} \leq N - K, \quad \forall l \in [k/M], \quad (5)$$

where e_l^{era} and e_l^{sub} are the numbers of erasures and substitutions in column l . One can easily show that $S_N(\mathbf{r}) \geq K$ implies (5), but the converse is not generally true. For instance, a single substitution in any row reduces S_N by one, even if the remaining columns are error-free. Thus, (5) may still hold when $S_N(\mathbf{r}) < K$, due to a favorable dispersion of substitution errors across columns. In the special case $M = k$ (single column), the two conditions are equivalent, and the bound in Theorem 3 holds with equality, i.e., $P_{\text{succ}|\mathbf{r}} = \Pr(S_N(\mathbf{r}) \geq K)$. In general, the condition $S_N(\mathbf{r}) \geq K$ offers analytical simplicity, and Theorem 3 holds for any value of M , provided that $2^M \geq N$.

The importance of Theorem 3 is that it enables the analytical evaluation of the probability of successful data retrieval for a given read profile. Despite the exponential number of subsets involved in the expression given in (3), this probability can be efficiently computed by deriving a recurrence relation for the PMF of $S_N(\mathbf{r})$, as we show next. For $j \in [N]$, let

$$S_j(\mathbf{r}_{[1,j]}) \triangleq Z_1(r_1) + Z_2(r_2) + \dots + Z_j(r_j),$$

where $S_j(\mathbf{r}_{[1,j]}) \in [-j, j]$. For brevity, we write S_j as shorthand for $S_j(\mathbf{r}_{[1,j]})$. The following recurrence relation holds for $j \in [N]$

$$\Pr(S_j = s) = \alpha_{(r_j)} \Pr(S_{j-1} = s - 1) + \beta_{(r_j)} \Pr(S_{j-1} = s + 1) + \gamma_{(r_j)} \Pr(S_{j-1} = s), \quad (6)$$

with $\Pr(S_0 = s) = \mathbf{1}_{\{s=0\}}$. The PMF of $S_N(\mathbf{r}) \in [-N, N]$, given by $\Pr(S_N = s)$, can thus be computed in $\mathcal{O}(N^2)$ time using the recurrence relation in (6). The result in Theorem 3 then follows immediately from this PMF, since $P_{\text{succ}|\mathbf{r}} \geq \Pr(S_N(\mathbf{r}) \geq K)$. Alternatively, since $Z_1(r_1), \dots, Z_N(r_N)$, are independent random variables for a given \mathbf{r} , we can also approximate $\Pr(S_N(\mathbf{r}) \geq K)$ in terms of the CDF of the standard Gaussian distribution. This follows from generalized versions of the central limit

theorem (CLT), which apply to sums of independent but non-identically distributed random variables under certain conditions. For large N , this approximation allows evaluating $\Pr(S_N(\mathbf{r}) \geq K)$ in $\mathcal{O}(N)$ time. The resulting CLT-based approximation is formalized in Corollary 5.

Corollary 5. *The mean and variance of $S_N(\mathbf{r})$ are*

$$\begin{aligned}\mu(\mathbf{r}) &= \sum_{j=1}^N \mathbb{E}[Z_j(r_j)] = \sum_{j=1}^N \alpha(r_j) - \beta(r_j), \\ \sigma^2(\mathbf{r}) &= \sum_{j=1}^N \mathbb{V}[Z_j(r_j)] = \sum_{j=1}^N \alpha(r_j) + \beta(r_j) - (\alpha(r_j) - \beta(r_j))^2.\end{aligned}$$

If $\|\mathbf{r}\|_0 \geq N^\theta$ for some constant $\theta \in (0, 1]$, then for large N , we have

$$\Pr(S_N(\mathbf{r}) \geq K) \approx \Phi\left(\frac{\mu(\mathbf{r}) - K + 0.5}{\sigma(\mathbf{r})}\right),$$

where Φ is the CDF of a standard Gaussian distribution. The approximation error is bounded by

$$\left| \Pr(S_N(\mathbf{r}) \geq K) - \Phi\left(\frac{\mu(\mathbf{r}) - K + 0.5}{\sigma(\mathbf{r})}\right) \right| \leq \frac{C\zeta(\mathbf{r})}{\sqrt{N}\sigma(\mathbf{r})^{3/2}},$$

where $C \leq 0.5606$ is a constant, and $\zeta(\mathbf{r})$ denotes the sum of the third absolute central moments of $Z_1(r_1), \dots, Z_N(r_N)$.

C. Data Retrieval as a Function of the Total Number of Reads

In the previous sections, we focused on the randomness introduced by substitution errors and analyzed the probability of successful data retrieval $P_{\text{succ}|\mathbf{r}}$ for a given read profile \mathbf{r} . Another important source of randomness arises from the sequencing process itself, which determines the statistical behavior of \mathbf{r} . We now extend our analysis to incorporate the randomness in \mathbf{r} and study its impact on the reliability of data retrieval. Under the multinomial model (Section II-C), where a total of R_{all} samples (reads) are drawn from a probability distribution \mathbf{p} , the law of total probability gives

$$P_{\text{succ}|\mathbf{p}, R_{\text{all}}} = \sum_{\substack{\mathbf{r} \in \mathbb{N}^N \\ r_1 + \dots + r_N = R_{\text{all}}}} P_{\text{succ}|\mathbf{r}} \binom{R_{\text{all}}}{r_1, \dots, r_N} \prod_{j=1}^N p_j^{r_j}. \quad (7)$$

Evaluating $P_{\text{succ}|\mathbf{p}, R_{\text{all}}}$ from (7) is computationally challenging, even for moderate values of N and R_{all} , due to the combinatorial explosion in the number of summation terms. A practical alternative is to evaluate it numerically by computing the empirical mean of $P_{\text{succ}|\mathbf{r}}$ over a large number of read profiles \mathbf{r} drawn from the multinomial distribution. Analytically, various simplifications and bounding techniques have been proposed in the literature that facilitate the analysis [21], [22]. These simplifications rely on assumptions about \mathbf{p} and $P_{\text{succ}|\mathbf{r}}$, such as: (i) assuming \mathbf{p} is uniform (i.e., $p_j = 1/N$ for all j); and/or (ii) treating $P_{\text{succ}|\mathbf{r}}$ as binary (e.g., decoding a strand succeeds with probability one if its number of reads exceeds a predefined threshold, and with probability zero otherwise). These assumptions reduce the problem to well-known formulations like the *coupon collector* or *double dixie*

cup problems. Bounds, such as $P_{\text{succ}|\mathbf{r}} \geq P_{\text{succ}|\mathbf{r}_{\min}}$, where $\mathbf{r}_{\min} = \min\{r_1, \dots, r_N\}$, can also help simplify the analysis.

While the aforementioned assumptions facilitate analysis and provide valuable theoretical insights, they generally do not reflect practical realities. Experimental studies, such as [9], highlight the prevalence of biases, whereby synthesis inefficiencies, amplification variability, and strand degradation can lead to substantial variations in physical coverage. Consequently, \mathbf{p} is typically non-uniform, resulting in some strands being overrepresented, underrepresented, or absent in the sequencer output. This non-uniformity can also render bounds like $P_{\text{succ}|\mathbf{r}} \geq P_{\text{succ}|\mathbf{r}_{\min}}$ loose or trivial when \mathbf{r}_{\min} is very small or zero, especially if $R_{\text{all}} = \mathcal{O}(N)$. Furthermore, as discussed in Sections III-A and III-B, $P_{\text{succ}|\mathbf{r}}$ is not binary in practice due to the randomness of errors.

To explore a more general framework for reliability that accounts for randomness in both sequencing and error processes, while allowing for biases, we avoid restrictive assumptions on \mathbf{p} and $P_{\text{succ}|\mathbf{r}}$. One of the interesting applications of this framework, discussed further in Section IV, is to determine the minimum number of reads required to ensure successful data retrieval with a probability exceeding a desired threshold. In addressing such practical questions, it is useful to establish a computationally tractable lower bound on the probability of success. To this end, we next introduce a bound that overcomes the computational bottleneck of evaluating (7), which we later use in Section IV to analyze various trade-offs and optimization problems.

We define the *read frequency* as the random vector $(H_0, H_1, \dots, H_{R_{\text{all}}})$ with realization $(h_0, h_1, \dots, h_{R_{\text{all}}})$, where $H_i \triangleq \sum_{j=1}^N \mathbb{1}_{\{R_j=i\}}$ denotes the number of strands that are read exactly $i \in \{0, 1, \dots, R_{\text{all}}\}$ times. Let $\tilde{H}_i \triangleq \sum_{l=0}^i H_l$ be the corresponding cumulative frequency, where $\tilde{H}_{R_{\text{all}}} = N$. Our two-step approach for deriving the lower bound is as follows:

- 1) We establish a lower bound of the form $P_{\text{succ}|\mathbf{r}} \geq P_{\text{succ}|\mathbf{h}_0, \tilde{\mathbf{h}}_{r'}}$, which depends on \mathbf{r} only through h_0 (the number of strands absent in the sequencer output) and $\tilde{\mathbf{h}}_{r'}$ (the number of strands that are read at most r' times, for some fixed r').
- 2) We derive a recurrence relation to compute the joint PMF of H_0 and $\tilde{H}_{r'}$ under the Poisson model (Section II-C). Then, using the bound $P_{\text{succ}|\mathbf{r}} \geq P_{\text{succ}|\mathbf{h}_0, \tilde{\mathbf{h}}_{r'}}$, we apply the law of total probability to marginalize over the pair $(H_0, \tilde{H}_{r'})$.

The lower bound derived in the first step is given in Lemma 6. The importance of Lemma 6 lies in reducing the analysis to two random variables, H_0 and $\tilde{H}_{r'}$, instead of the entire random vector (R_1, \dots, R_N) , thereby simplifying the application of the law of total probability in the second step.

Lemma 6. *Consider a given read profile $\mathbf{r} = (r_1, \dots, r_N)$, and let $\mathbf{h} = (h_0, h_1, \dots, h_{R_{\text{all}}})$ be its corresponding frequency vector, where $R_{\text{all}} = r_1 + \dots + r_N$. For any $r' \in [R_{\text{all}}]$ and any subset $\mathcal{S} \subseteq [-(h_{r'} - h_0), \tilde{\mathbf{h}}_{r'} - h_0]$, the following lower bound holds*

$$P_{\text{succ}|\mathbf{r}} \geq \sum_{s \in \mathcal{S}} \Pr(S'_{\text{high}} \geq K - s \mid S'_{\text{low}} = s) \Pr(S'_{\text{low}} = s), \quad (8)$$

where S'_{low} and S'_{high} are the random variables defined by

$$S'_{\text{low}} \triangleq \sum_{j=h_0+1}^{\tilde{h}_{r'}} Z_j(1), \quad S'_{\text{high}} \triangleq \sum_{j=\tilde{h}_{r'}+1}^N Z_j(r'+1).$$

The PMFs of S'_{low} and S'_{high} follow from Corollary 4 by substituting (N, r) with $(\tilde{h}_{r'} - h_0, 1)$ and $(N - \tilde{h}_{r'}, r' + 1)$, respectively.

Remark 3. The bound in (8) is valid for any $r' \in [R_{\text{all}}]$, so one may choose r' to maximize it. Given a read profile \mathbf{r} , the choice of r' divides the N strands into two disjoint classes: those with read count at least one and at most r' ; and those with at least $r' + 1$ reads. For the sake of the bounding argument, we assume all strands in the first class as being read exactly once (defining S'_{low}), and all strands in the second class as being read exactly $r' + 1$ times (defining S'_{high}). A good way to select r' is to look for a large jump in $\alpha_{(r'+1)} - \alpha_{(r')}$, where $\alpha_{(r)} = \Pr(Z(r) = +1)$. Since $\alpha_{(r)}$ typically follows a sigmoidal pattern, setting r' near the threshold where $\alpha_{(r)}$ increases sharply often yields a tight bound; this is illustrated through an example in Section III-D.

To compute the joint PMF of $(H_0, \tilde{H}_{r'})$, we define

$$H_{i,j} \triangleq \sum_{\ell=1}^j \mathbb{1}_{\{R_\ell=i\}}, \quad \tilde{H}_{i,j} \triangleq \sum_{l=0}^i H_{l,j},$$

where $H_{i,j} \in \{0, 1, \dots, j\}$ denotes the number of strands that are read exactly i times among the first j strands. We also define $g^{(j)}(h_0, \tilde{h}_{r'}) \triangleq \Pr(H_{0,j} = h_0, \tilde{H}_{r',j} = \tilde{h}_{r'})$, for $j \in [N]$. Under the Poisson model described in Section II-C, where $R_j \sim \text{Pois}(\lambda p_j)$ for $j \in [N]$, the following recurrence holds

$$\begin{aligned} g^{(j)}(h_0, \tilde{h}_{r'}) &= (1 - q_0^{(j)} - q_{r'}^{(j)}) g^{(j-1)}(h_0, \tilde{h}_{r'}) \\ &+ q_{r'}^{(j)} g^{(j-1)}(h_0, \tilde{h}_{r'} - 1) + q_0^{(j)} g^{(j-1)}(h_0 - 1, \tilde{h}_{r'} - 1), \end{aligned} \quad (9)$$

where

$$q_0^{(j)} \triangleq e^{-\lambda p_j}, \quad q_{r'}^{(j)} \triangleq \sum_{l=1}^{r'} \frac{(\lambda p_j)^l e^{-\lambda p_j}}{l!}.$$

The initial condition is $g^{(0)}(h_0, \tilde{h}_{r'}) = 1$ if $(h_0, \tilde{h}_{r'}) = (0, 0)$, and zero otherwise. For $j = N$, we recover the joint PMF of $(H_0, \tilde{H}_{r'})$ from (9), which together with (8), leads to Theorem 7.

Theorem 7. Under the Poisson model described in Section II-C, for any subsets $\mathcal{S}_0 \subseteq \mathcal{S}' \subseteq \mathbb{N}$, it holds that

$$P_{\text{succ}|\mathbf{p}, \lambda} \geq \sum_{h_0 \in \mathcal{S}_0} \sum_{h' \in \mathcal{S}'} P_{\text{succ}|h_0, h'} \Pr(H_0 = h_0, \tilde{H}_{r'} = h'), \quad (10)$$

where $P_{\text{succ}|h_0, h'}$ and $\Pr(h_0, h')$ follow from (8) and (9), respectively.

The lower bound in Theorem 7 is derived under the Poisson model, which simplifies the analysis of the joint PMF of $(H_0, \tilde{H}_{r'})$ compared to the multinomial model. As explained in Section II-C, these two models are related by Poissonization, and substituting λ by R_{all} in (10) approximates the behavior of the multinomial model when R_{all} is large and the sampling probabilities are small (a regime typical for large DNA pools).

In the next section, we consider an example where we evaluate both the analytical bound in (10) and a numerical evaluation of (7) based on Theorem 3.

D. Example

Consider the following values of the parameters defined in Section II: an outer MDS code with $K = 10000$, $N = 10526$, and $\rho_{\text{out}} = 0.95$; an inner MDS code with $k = 360$, $m = 8$, $k' = 45$, $n' = k' + 2t = 49$, and $\rho_{\text{in}} \approx 0.92$; and a QSC channel with $\epsilon = 0.01$ (reported in [9] as an upper limit for substitution error rates experienced in practice). This configuration corresponds to storing a total of $N = 10526$ DNA strands, each of length $n'm/2 = 192$ NTs, with an information density $\Delta = 2\rho_{\text{in}}\rho_{\text{out}} \approx 1.74$ bits/NT.

To account for biases, we draw the vector of sampling probabilities $\mathbf{p} = (p_1, \dots, p_N)$ from a symmetric N -dimensional Dirichlet distribution with concentration parameter $\xi > 0$, denoted $\text{Dir}_N(\xi)$. Smaller values of ξ (approaching zero) result in highly skewed sampling probabilities, while $\xi \rightarrow \infty$ approaches uniform sampling (i.e., $\mathbf{p} = (1/N, \dots, 1/N)$). Figure 1 shows the normalized histograms of two probability vectors \mathbf{p} drawn from $\text{Dir}_N(\xi)$. The figure illustrates that for small ξ , a few strands attain relatively high sampling probabilities, producing a positive skew with a long right tail. Under the multinomial and Poisson models (see equations (1) and (2)), this skew propagates to the read distribution, whereby a small fraction of strands receive a significantly higher number of reads. Notably, such behavior aligns with typical experimental observations [9], [11], [34].

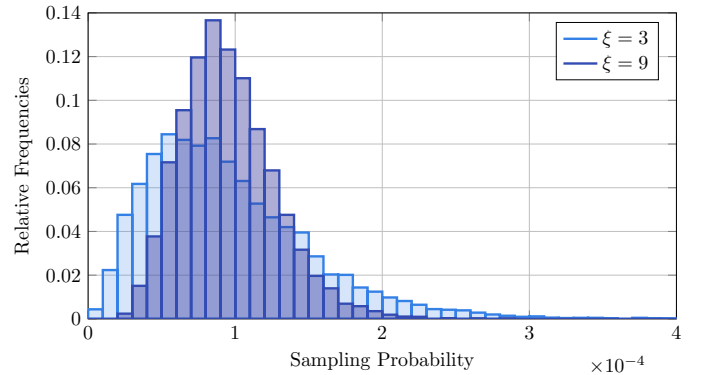


Fig. 1: Normalized histograms of two probability vectors sampled from a symmetric N -dimensional Dirichlet distribution $\text{Dir}_N(\xi)$, with $N = 10526$ and $\xi = 3, 9$.

We analyze the probability of successful retrieval as a function total number of reads R_{all} , using: (i) the analytical lower bound in (10) evaluated for $\lambda = R_{\text{all}}$, $r' = 2$, and subsets that truncate the summations where the tail probabilities are negligible; and (ii) a numerical evaluation of (7) obtained by computing the empirical mean of $P_{\text{succ}|\mathbf{r}}$ based on Theorem 3 over 10^3 read profiles \mathbf{r} drawn from the multinomial distribution. We consider two values of ξ , $\xi = 3$ and $\xi = 9$, to explore how different levels of bias impact data retrieval. The results in Fig. 2 show that probability of successful retrieval exhibits a sigmoidal behavior with respect to R_{all} , rising quickly

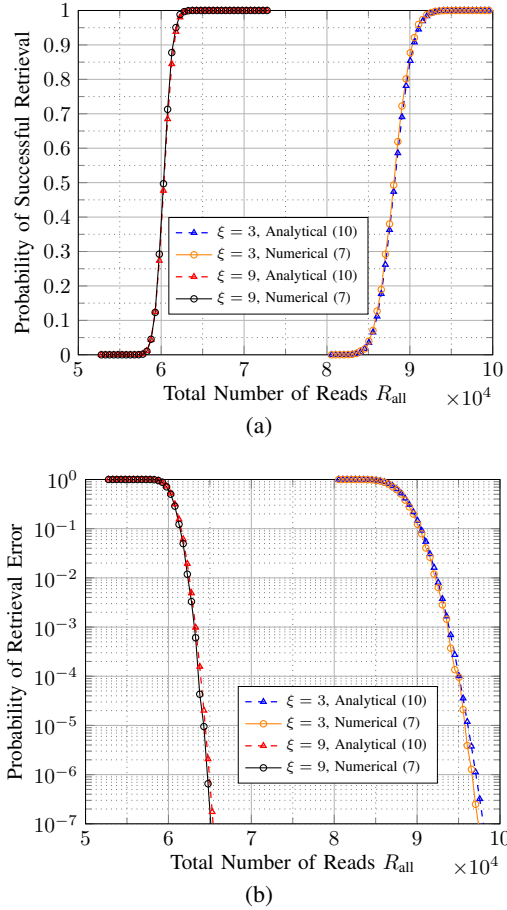


Fig. 2: Probabilities of (a) successful retrieval and (b) retrieval error versus total number of reads R_{all} for the two sampling probability vectors whose histograms are shown in Fig. 1.

to one near a threshold (Fig. 2a), and causing the retrieval error probability to drop sharply (Fig. 2b). The results also show good agreement between the analytical lower bound and the numerical evaluation, highlighting the effectiveness of the bound in Theorem 7. Furthermore, when $\xi = 3$, a significantly higher number of reads is required for reliable retrieval compared to $\xi = 9$, due to the stronger skew in sampling probabilities (Fig. 1).

IV. OPTIMIZATION AND TRADE-OFFS

In this section, we apply the theoretical framework developed in Section III to analyze the trade-offs between various design factors that affect the reliability of data retrieval under MDS coding. Our goal is to identify optimal operating points that minimize sequencing or synthesis costs under reliability constraints. Specifically, we focus on two key optimization problems: (i) minimizing the number of reads needed for retrieval (sequencing cost); and (ii) maximizing the information density achieved by the inner+outer code combination (synthesis cost); both while ensuring a target success probability of at least $1 - \delta_{\text{th}}$. We fix $\delta_{\text{th}} = 10^{-6}$ throughout this section, and consider the same initial configuration as in Section III-D, with $K = 10000$, $k = 360$, $m = 8$, $\epsilon = 0.01$. To evaluate the

optimal operating points, we use our analytical lower bound on the probability of success in (10) (parametrized same as in Section III-D), and apply a grid search over the relevant parameters.

A. Minimum Number of Reads for Reliable Retrieval

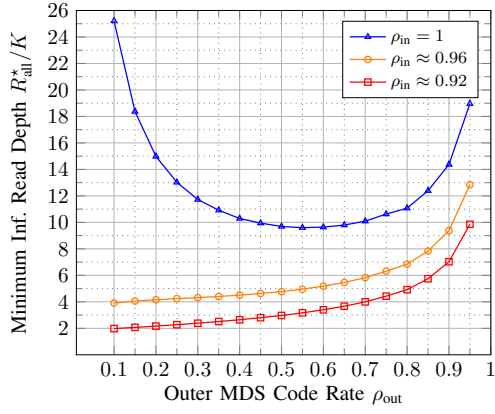
We measure the sequencing cost by the total number of reads per information strand R_{all}/K , and therefore focus on the minimum number of reads R_{all}^* needed to achieve successful retrieval with a probability exceeding the target threshold. We refer to R_{all}/K as the *information read depth*, which must be at least one to ensure a nonzero probability of successful retrieval.

Fig. 3a illustrates the impact of the outer MDS code rate ρ_{out} on R_{all}^*/K for different inner MDS code rates ρ_{in} . For $\rho_{\text{in}} = 0.96$ and 0.92 , the sequencing cost R_{all}^*/K decreases as more redundancy is introduced through the outer code, but with diminishing returns, which is consistent with findings in the literature [21], [26], [27]. Interestingly, for $\rho_{\text{in}} = 1$, we observe that adding redundancy in the outer code can actually hurt beyond a certain point. The intuition here is that when N is large (i.e., ρ_{out} is small), the reads become so thinly spread out that the reliability of decoding individual strands drops significantly. Since the inner code provides no additional protection when $\rho_{\text{in}} = 1$, the noisiness of individual strands dominates, thus requiring a higher number of reads to compensate for this degradation. Fig. 3b examines the effect of the Dirichlet bias parameter ξ , which governs the skewness of the sampling probabilities. As expected, the results demonstrate that bias can noticeably increase sequencing costs for reliable retrieval.

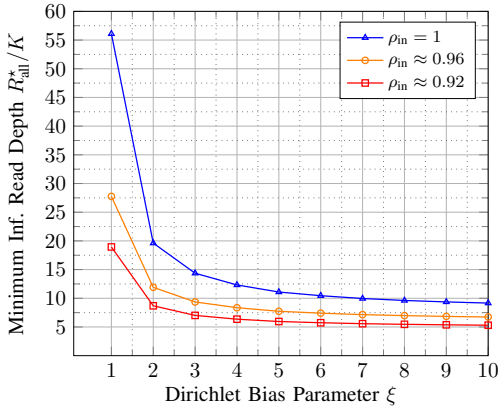
Remark 4. Previous works have studied the problem of coding for minimizing the sequencing coverage depth [21], [26], [27], focusing on how introducing redundancy in the outer code can reduce the coverage depth required for data retrieval, and on designing codes that achieve this reduction. These studies assumed noiseless strands during retrieval, leading to the conclusion that increasing redundancy always lowers the required coverage depth (i.e., the minimum coverage is attained as $\rho_{\text{out}} \rightarrow 0$). However, our analysis reveals a more nuanced behavior in the presence of noise. Specifically, the results in Fig. 3a show that the optimal point does not always occur when the outer code operates at its lowest rate. This insight opens new directions for future work on coding for minimizing sequencing costs under noisy conditions.

B. Optimal Redundancy Allocation

We measure the synthesis cost by the information density $\Delta = 2\rho_{\text{in}}\rho_{\text{out}} = 2(k/n)(K/N)$, and analyze the optimal redundancy allocation between the inner and outer code that maximizes Δ under the same reliability constraints considered previously. Fig. 4a shows the optimal information density Δ^* as a function of the information read depth R_{all}/K . Initially, a higher number of reads leads to a significant increase in Δ^* , but this trend eventually saturates due to diminishing returns. Our numerical results indicate that $\Delta^* = 1.99$ bits/NT is achievable for a read depth of ≈ 60 . Fig. 4b illustrates the interplay between the optimal code rates of the inner and outer MDS



(a) Dirichlet parameter $\xi = 3$.



(b) Outer code rate $\rho_{\text{out}} = 0.9$.

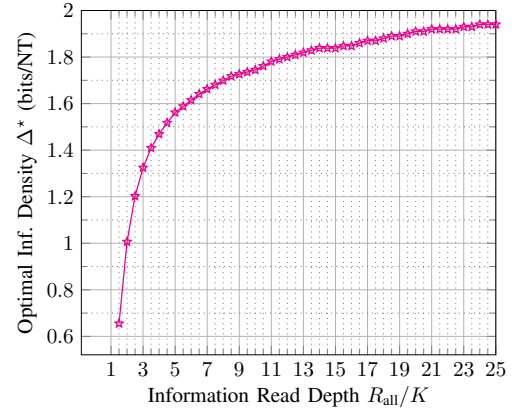
Fig. 3: Minimum information read depth R_{all}^*/K versus (a) Outer MDS code rate ρ_{out} ; and (b) Dirichlet parameter ξ . The Dirichlet parameter is fixed to $\xi = 3$ in (a), and the outer code rate is fixed to $\rho_{\text{out}} = 0.9$ in (b).

codes, ρ_{in}^* and ρ_{out}^* , and plots the aggregate code rate $\rho_{\text{in}}^* \rho_{\text{out}}^*$. These results underscore the importance of inner codes in the low-read regime, as their contribution to enhancing reliability plays a pivotal role in minimizing synthesis costs.

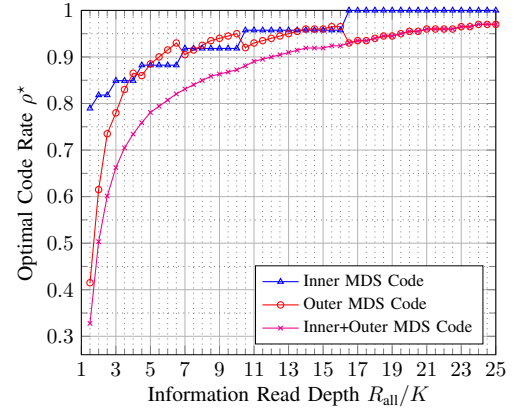
In summary, our results highlight key trade-offs between design parameters that can be optimized to reduce sequencing or synthesis costs. To gain further insights into optimal DNA storage system design, it would be interesting to explore additional cost functions in future work, including ones that account for both synthesis and sequencing costs simultaneously. It would also be valuable to extend the analysis to models that incorporate deletion and insertion errors, and to investigate alternative choices for inner and outer codes beyond the MDS codes considered here.

REFERENCES

- [1] J. Rydning, "Worldwide idc global datasphere forecast, 2022–2026: enterprise organizations driving most of the data growth," *International Data Corporation (IDC)*, 2022.
- [2] G. M. Church, Y. Gao, and S. Kosuri, "Next-generation digital information storage in dna," *Science*, vol. 337, no. 6102, pp. 1628–1628, 2012.
- [3] R. N. Grass, R. Heckel, M. Puddu, D. Paunescu, and W. J. Stark, "Robust chemical preservation of digital information on dna in silica with error-correcting codes," *Angewandte Chemie International Edition*, vol. 54, no. 8, pp. 2552–2555, 2015.



(a)



(b)

Fig. 4: Plot (a) shows the optimal information density $\Delta^* = 2\rho_{\text{in}}^* \rho_{\text{out}}^*$ in bits/NT as a function of the information read depth; and (b) shows the corresponding optimal code rates ρ_{in}^* , ρ_{out}^* , and $\rho^* = \rho_{\text{in}}^* \rho_{\text{out}}^*$. The Dirichlet parameter is fixed to $\xi = 3$.

- [4] L. Ceze, J. Nivala, and K. Strauss, "Molecular digital data storage using dna," *Nature Reviews Genetics*, vol. 20, no. 8, pp. 456–466, 2019.
- [5] S. H. T. Yazdi, H. M. Kiah, E. Garcia-Ruiz, J. Ma, H. Zhao, and O. Milenkovic, "Dna-based storage: Trends and methods," *IEEE Transactions on Molecular, Biological and Multi-Scale Communications*, vol. 1, no. 3, pp. 230–248, 2015.
- [6] I. Shomorony, R. Heckel *et al.*, "Information-theoretic foundations of dna data storage," *Foundations and Trends® in Communications and Information Theory*, vol. 19, no. 1, pp. 1–106, 2022.
- [7] R. Heckel, G. Mikutis, and R. N. Grass, "A characterization of the dna data storage channel," *Scientific reports*, vol. 9, no. 1, p. 9663, 2019.
- [8] L. C. Meiser, P. L. Antkowiak, J. Koch, W. D. Chen, A. X. Kohll, W. J. Stark, R. Heckel, and R. N. Grass, "Reading and writing digital data in dna," *Nature protocols*, vol. 15, no. 1, pp. 86–101, 2020.
- [9] A. L. Gimpel, W. J. Stark, R. Heckel, and R. N. Grass, "A digital twin for dna data storage based on comprehensive quantification of errors and biases," *Nature Communications*, vol. 14, no. 1, p. 6026, 2023.
- [10] M. Blawat, K. Gaedke, I. Huetter, X.-M. Chen, B. Turczyk, S. Inverso, B. W. Pruitt, and G. M. Church, "Forward error correction for dna data storage," *Procedia Computer Science*, vol. 80, pp. 1011–1022, 2016.
- [11] Y. Erlich and D. Zielinski, "Dna fountain enables a robust and efficient storage architecture," *science*, vol. 355, no. 6328, pp. 950–954, 2017.
- [12] S. H. T. Yazdi, R. Gabrys, and O. Milenkovic, "Portable and error-free dna-based data storage," *Scientific reports*, vol. 7, no. 1, p. 5011, 2017.
- [13] L. Organick, S. D. Ang, Y.-J. Chen, R. Lopez, S. Yekhanin, K. Makarychev, M. Z. Racz, G. Kamath, P. Gopalan, B. Nguyen *et al.*, "Random access in large-scale dna data storage," *Nature biotechnology*, vol. 36, no. 3, pp. 242–248, 2018.
- [14] S. Chandak, J. Neu, K. Tatwawadi, J. Mardia, B. Lau, M. Kubit, R. Hulett,

- P. Griffin, M. Wootters, T. Weissman *et al.*, “Overcoming high nanopore basecaller error rates for dna storage via basecaller-decoder integration and convolutional codes,” in *ICASSP 2020-2020 IEEE International Conference on Acoustics, Speech and Signal Processing (ICASSP)*. IEEE, 2020, pp. 8822–8826.
- [15] W. H. Press, J. A. Hawkins, S. K. Jones Jr, J. M. Schaub, and I. J. Finkelstein, “Hedges error-correcting code for dna storage corrects indels and allows sequence constraints,” *Proceedings of the National Academy of Sciences*, vol. 117, no. 31, pp. 18489–18496, 2020.
- [16] I. Maarouf, A. Lenz, L. Welter, A. Wachter-Zeh, E. Rosnes, and A. G. i Amat, “Concatenated codes for multiple reads of a DNA sequence,” *IEEE Transactions on Information Theory*, vol. 69, no. 2, pp. 910–927, 2023.
- [17] M. Welzel, P. M. Schwarz, H. F. Löchel, T. Kabdullayeva, S. Clemens, A. Becker, B. Freisleben, and D. Heider, “Dna-acon provides flexible arithmetic coding for constraint adherence and error correction in dna storage,” *Nature Communications*, vol. 14, no. 1, p. 628, 2023.
- [18] S. Kas Hanna, “Short systematic codes for correcting random edit errors in dna storage,” in *2024 IEEE International Symposium on Information Theory (ISIT)*, 2024, pp. 663–668.
- [19] —, “GC+ code: a short systematic code for correcting random edit errors in dna storage,” 2024. [Online]. Available: <https://arxiv.org/abs/2402.01244>
- [20] I. S. Reed and G. Solomon, “Polynomial codes over certain finite fields,” *Journal of the society for industrial and applied mathematics*, vol. 8, no. 2, pp. 300–304, 1960.
- [21] D. Bar-Lev, O. Sabary, R. Gabrys, and E. Yaakobi, “Cover your bases: How to minimize the sequencing coverage in dna storage systems,” *IEEE Transactions on Information Theory*, vol. 71, no. 1, pp. 192–218, 2025.
- [22] I. Preuss, B. Galili, Z. Yakhini, and L. Anavy, “Sequencing coverage analysis for combinatorial dna-based storage systems,” *IEEE Transactions on Molecular, Biological, and Multi-Scale Communications*, 2024.
- [23] R. Sokolovskii, P. Agarwal, L. A. Croquevielle, Z. Zhou, and T. Heinis, “Coding over coupon collector channels for combinatorial motif-based dna storage,” *arXiv preprint arXiv:2406.04141*, 2024.
- [24] T. Cohen and E. Yaakobi, “Optimizing the decoding probability and coverage ratio of composite dna,” in *2024 IEEE International Symposium on Information Theory (ISIT)*. IEEE, 2024, pp. 1949–1954.
- [25] I. Preuss, M. Rosenberg, Z. Yakhini, and L. Anavy, “Efficient dna-based data storage using shortmer combinatorial encoding,” *Scientific reports*, vol. 14, no. 1, p. 7731, 2024.
- [26] H. Abraham, R. Gabrys, and E. Yaakobi, “Covering all bases: The next inning in dna sequencing efficiency,” in *2024 IEEE International Symposium on Information Theory (ISIT)*. IEEE, 2024, pp. 464–469.
- [27] A. Gruica, D. Bar-Lev, A. Ravagnani, and E. Yaakobi, “A combinatorial perspective on random access efficiency for dna storage,” in *2024 IEEE International Symposium on Information Theory (ISIT)*, 2024, pp. 675–680.
- [28] S. Chandak, K. Tatwawadi, B. Lau, J. Mardia, M. Kubit, J. Neu, P. Griffin, M. Wootters, T. Weissman, and H. Ji, “Improved read/write cost tradeoff in dna-based data storage using ldpc codes,” in *2019 57th Annual Allerton Conference on Communication, Control, and Computing (Allerton)*. IEEE, 2019, pp. 147–156.
- [29] D. Ben Shabat, A. Hadad, A. Boruchovsky, and E. Yaakobi, “Gradhc: highly reliable gradual hash-based clustering for dna storage systems,” *Bioinformatics*, vol. 40, no. 5, p. btac274, 2024.
- [30] G. Qu, Z. Yan, and H. Wu, “Clover: tree structure-based efficient dna clustering for dna-based data storage,” *Briefings in Bioinformatics*, vol. 23, no. 5, p. bbac336, 2022.
- [31] C. Rashtchian, K. Makarychev, M. Racz, S. Ang, D. Jevdjic, S. Yekhanin, L. Ceze, and K. Strauss, “Clustering billions of reads for dna data storage,” *Advances in Neural Information Processing Systems*, vol. 30, 2017.
- [32] K.-M. Cheung, “More on the decoder error probability for reed-solomon codes,” *IEEE Transactions on Information Theory*, vol. 35, no. 4, pp. 895–900, 1989.
- [33] E. R. Berlekamp, “Algebraic coding theory, revised ed,” *Laguna Hills, CA: Aegean Park*, 1984.
- [34] Y.-J. Chen, C. N. Takahashi, L. Organick, C. Bee, S. D. Ang, P. Weiss, B. Peck, G. Seelig, L. Ceze, and K. Strauss, “Quantifying molecular bias in dna data storage,” *Nature communications*, vol. 11, no. 1, p. 3264, 2020.
- [35] I. G. Shevtsova, “An improvement of convergence rate estimates in the lyapunov theorem,” in *Doklady Mathematics*, vol. 82, no. 3, 2010.

APPENDIX A PROOF OF LEMMA 1

Let $\tilde{\mathbf{Y}}^1, \tilde{\mathbf{Y}}^2, \dots, \tilde{\mathbf{Y}}^r \in \Sigma^{n/2}$ be the $r \in \mathbb{N}$ noisy copies generated by the channel corresponding to a given DNA strand $\tilde{\mathbf{x}} \in \Sigma^{n/2}$, where $\Sigma = \{A, C, G, T\}$. For each position $i \in [n/2]$, the consensus nucleotide $\tilde{C}_i \in \Sigma$ is chosen as the most frequent one among $\tilde{Y}_i^1, \tilde{Y}_i^2, \dots, \tilde{Y}_i^r$, with ties broken uniformly at random. Since the QSC introduces i.i.d. errors and the consensus mechanism processes each nucleotide position independently, the errors in the consensus sequence also remain i.i.d., with error probability

$$\epsilon_{(r)} = \Pr(\tilde{C}_i \neq \tilde{x}_i), \quad \text{for any } i \in [n/2].$$

Due to the symmetry across positions, we drop the subscript i in the rest of the proof. Let (K_1, K_2, K_3, K_4) be the random vector defined as

$$(K_1, K_2, K_3, K_4) \in \{\boldsymbol{\kappa} \in \mathbb{N}^4 : \kappa_1 + \kappa_2 + \kappa_3 + \kappa_4 = r\},$$

where

$$K_1 = \sum_{\ell=1}^r \mathbb{1}_{\{\tilde{Y}^\ell = \tilde{x}\}}$$

counts the number of copies in which the nucleotide \tilde{x} is retained with no error, and K_2, K_3 , and K_4 count the number of copies in which \tilde{x} is substituted to each of the other three nucleotides in $\Sigma \setminus \tilde{x}$. The vector (K_1, K_2, K_3, K_4) follows a multinomial distribution with parameter r (number of trials) and probability vector $(1 - \epsilon, \frac{\epsilon}{3}, \frac{\epsilon}{3}, \frac{\epsilon}{3})$, where ϵ is the QSC error rate. For a realization $\boldsymbol{\kappa} = (\kappa_1, \kappa_2, \kappa_3, \kappa_4)$, the probability of correctly recovering \tilde{x} via majority voting (with ties broken uniformly) is

$$\Pr(\tilde{C} = \tilde{x} \mid \kappa_1, \kappa_2, \kappa_3, \kappa_4) = \frac{\mathbb{1}_{\{\kappa_1 \geq \kappa_2, \kappa_3, \kappa_4\}}}{\sum_{i=1}^4 \mathbb{1}_{\{\kappa_i = \kappa_1\}}},$$

where the denominator $\omega(\boldsymbol{\kappa}) = \sum_{i=1}^4 \mathbb{1}_{\{\kappa_i = \kappa_1\}}$ counts the number of ties. Applying the law of total probability,

$$\begin{aligned} \Pr(\tilde{C} = \tilde{x}) &= \sum_{\substack{\boldsymbol{\kappa} \in \mathbb{N}^4 \\ \kappa_1 + \kappa_2 + \kappa_3 + \kappa_4 = r}} \Pr(\tilde{C} = \tilde{x} \mid \kappa_1, \kappa_2, \kappa_3, \kappa_4) \Pr(\kappa_1, \kappa_2, \kappa_3, \kappa_4), \\ &= \sum_{\boldsymbol{\kappa} \in \mathcal{K}_{(r)}} \frac{1}{\omega(\boldsymbol{\kappa})} \binom{r}{\kappa_1, \kappa_2, \kappa_3, \kappa_4} (1 - \epsilon)^{\kappa_1} \left(\frac{\epsilon}{3}\right)^{r - \kappa_1}, \end{aligned}$$

where

$$\mathcal{K}_{(r)} = \left\{ \boldsymbol{\kappa} \in \mathbb{N}^4 : \sum_{i=1}^4 \kappa_i = r, \kappa_1 \geq \kappa_2, \kappa_3, \kappa_4 \right\}.$$

Thus, the post-consensus error rate is

$$\epsilon_{(r)} = \Pr(\tilde{C} \neq \tilde{x}) = 1 - \Pr(\tilde{C} = \tilde{x}).$$

Furthermore, since the errors in the consensus sequence are i.i.d. and each symbol in the inner code corresponds to $m/2$ nucleotides, the inner code symbol error rate is

$$\epsilon'_{(r)} = 1 - (\Pr(\tilde{C} = \tilde{x}))^{\frac{m}{2}} = 1 - (1 - \epsilon_{(r)})^{\frac{m}{2}},$$

which concludes the proof.

APPENDIX B
PROOF OF LEMMA 2

The inner $(n' = \frac{n}{m}, k' = \frac{k}{m})$ MDS code, where $n' - k' = 2t$, can correct up to t symbol substitution errors. The number of errors in an inner codeword follows a binomial distribution with parameters $(n', \epsilon'_{(r)})$. Hence, the probability of success is

$$\alpha_{(r)} = \sum_{i=0}^t \binom{n'}{i} (\epsilon'_{(r)})^i (1 - \epsilon'_{(r)})^{n'-i} = F(t; n', \epsilon'_{(r)}).$$

When the number of errors exceeds t , decoding may result in either an error or a failure. Specifically, for cases with $i \in [t+1, n']$ errors, a fraction $\eta_i \in (0, 1)$ of these cases result in a decoding error, while the remaining fraction $1 - \eta_i$ lead to a decoding failure. Exact closed-form expressions for η_i applicable to all MDS codes (e.g., Reed-Solomon codes) are provided in [32]. Consequently, the probabilities of a decoding error and a decoding failure are given by

$$\begin{aligned} \beta_{(r)} &= \sum_{i=t+1}^{n'} \eta_i f(i; n', \epsilon'_{(r)}), \\ \gamma_{(r)} &= \sum_{i=t+1}^{n'} (1 - \eta_i) f(i; n', \epsilon'_{(r)}), \end{aligned}$$

where f denotes the PMF of a binomial distribution as defined in Section II-A.

APPENDIX C
PROOF OF THEOREM 3

Theorem 3 follows from Lemmas 1 and 2 combined with a standard property of MDS code, namely, the outer (N, K) MDS code can correct any combination of e^{era} erasures and e^{sub} substitutions if $e^{\text{era}} + 2e^{\text{sub}} \leq N - K$. In our setting, e^{era} and e^{sub} correspond to the total number of decoding failures and errors, respectively, arising from the decoding of the N individual strands using the inner MDS code. Equivalently, this condition can be written as

$$(N - e_{\text{era}} - e_{\text{sub}}) - e_{\text{sub}} \geq K,$$

where $N - e_{\text{era}} - e_{\text{sub}}$ counts the number of correctly decoded strands (successful decoding), while e_{sub} corresponds to the number of incorrectly decoded strands (decoding error). By definition, we have

$$S_N(\mathbf{r}) = \sum_{j=1}^N Z_j(r_j) = (N - e_{\text{era}} - e_{\text{sub}}) - e_{\text{sub}}.$$

Thus, $S_N(\mathbf{r}) \geq K$ is a sufficient condition for recovering all information symbols correctly. Therefore, the probability of successful retrieval satisfies

$$P_{\text{succ}|\mathbf{r}} \geq \Pr(S_N(\mathbf{r}) \geq K),$$

which holds with equality if $M = k$ as noted in Remark 2.

Let $\mathbf{z} = (z_1, \dots, z_N) \in \{-1, 0, 1\}^N$ be a realization of $(Z_1(r_1), \dots, Z_N(r_N))$. Since $Z_1(r_1), \dots, Z_N(r_N)$ are indepen-

dent for a given read profile \mathbf{r} , we obtain

$$\Pr(S_N(\mathbf{r}) \geq K) = \sum_{\substack{\mathbf{z} \in \{-1, 0, 1\}^N \\ K \leq z_1 + \dots + z_N \leq N}} \prod_{j=1}^N \Pr(Z_j(r_j) = z_j),$$

where

$$\begin{aligned} \Pr(Z_j(r_j) = 1) &= \alpha_{(r_j)}, \\ \Pr(Z_j(r_j) = -1) &= \beta_{(r_j)}, \\ \Pr(Z_j(r_j) = 0) &= \gamma_{(r_j)}. \end{aligned}$$

Alternatively, as shown in (3), an equivalent expression can be derived by summing over subsets $\mathcal{A}, \mathcal{B} \subseteq [N]$, where \mathcal{A} indexes the correctly decoded strands and \mathcal{B} indexes the incorrectly decoded ones, with $\mathcal{A} \cap \mathcal{B} = \emptyset$ and $|\mathcal{A}| - |\mathcal{B}| \geq K$.

APPENDIX D
PROOF OF COROLLARY 4

From Theorem 3 we have

$$P_{\text{succ}|\mathbf{r}} \geq \Pr(S_N(\mathbf{r}) \geq K) = \sum_{s=K}^N \Pr(S_N(\mathbf{r}) = s).$$

Define the following random variables

$$N^+ \triangleq \sum_{j=1}^N \mathbb{1}_{\{Z_j(r_j)=+1\}}, \quad N^- \triangleq \sum_{j=1}^N \mathbb{1}_{\{Z_j(r_j)=-1\}},$$

and $N^0 \triangleq N - N^+ - N^-$. The vector (N^+, N^-, N^0) follows a multinomial distribution with parameters N and $(\alpha_{(r)}, \beta_{(r)}, \gamma_{(r)})$. The PMF of $S_N(\mathbf{r}) \in [-N, N]$ is given by

$$\begin{aligned} \Pr(S = s) &= \Pr(N^+ - N^- = s), \\ &= \sum_i \Pr(N^+ = i + s, N^- = i, N^0 = N - 2i - s), \\ &= \sum_i \binom{N}{i + s, i, N - 2i - s} \alpha_{(r)}^{i+s} \beta_{(r)}^i \gamma_{(r)}^{N-2i-s}. \end{aligned}$$

The limits of the summation above are determined by the following conditions:

$$\begin{aligned} N^+ + N^- \leq N &\implies 2i + s \leq N \implies i \leq \left\lfloor \frac{N - s}{2} \right\rfloor, \\ N^+ \geq 0 &\implies i \geq -s, \quad N^- \geq 0 \implies i \geq 0. \end{aligned}$$

Therefore, $i \geq \max\{-s, 0\}$ and $i \leq \lfloor (N - s)/2 \rfloor$, which concludes the proof.

APPENDIX E
PROOF OF COROLLARY 5

Recall that each $Z_j(r_j) \in \{-1, 0, 1\}$ has probabilities $\alpha_{(r_j)}, \beta_{(r_j)}, \gamma_{(r_j)}$ of taking values $\{+1, -1, 0\}$, respectively. Hence, for $j \in [N]$,

$$\begin{aligned} \mu_{(r_j)} &\triangleq \mathbb{E}[Z_j(r_j)] = \alpha_{(r_j)} - \beta_{(r_j)}, \\ \sigma_{(r_j)}^2 &\triangleq \mathbb{V}[Z_j(r_j)] = \alpha_{(r_j)} + \beta_{(r_j)} - (\alpha_{(r_j)} - \beta_{(r_j)})^2. \end{aligned}$$

Thus, by linearity of expectation,

$$\mu(\mathbf{r}) = \mathbb{E}[S_N(\mathbf{r})] = \sum_{j=1}^N \mu(r_j),$$

and since $Z_1(r_1), \dots, Z_N(r_N)$ are independent,

$$\sigma_{(\mathbf{r})}^2 = \mathbb{V}[S_N(\mathbf{r})] = \sum_{j=1}^N \sigma_{(r_j)}^2.$$

To show that $S_N(\mathbf{r})$ is approximately Gaussian for large N , we use Lyapunov's CLT, which is a generalization of the classical CLT for the sum of independent, but not necessarily identically distributed, random variables. Lyapunov's condition says that if there is some $\delta > 0$ such that

$$\lim_{N \rightarrow \infty} \frac{1}{\sigma_{(\mathbf{r})}^{2+\delta}} \sum_{j=1}^N \mathbb{E} \left[|Z_j(r_j) - \mu(r_j)|^{2+\delta} \right] = 0,$$

then $(S_N(\mathbf{r}) - \mu(\mathbf{r}))/\sigma_{(\mathbf{r})}$ converges in distribution to a standard Gaussian random variable. Since $Z_j(r_j) \in \{-1, 0, 1\}$ is bounded between -1 and 1 for all j , then it holds that

$$|Z_j(r_j) - \mu(r_j)| \leq 2 \implies \mathbb{E} \left[|Z_j(r_j) - \mu(r_j)|^{2+\delta} \right] \leq 2^{2+\delta},$$

and hence

$$\sum_{j=1}^N \mathbb{E} \left[|Z_j(r_j) - \mu(r_j)|^{2+\delta} \right] \leq N 2^{2+\delta}.$$

Thus, Lyapunov's condition reduces to

$$\lim_{N \rightarrow \infty} \frac{2^{2+\delta} N}{\sigma_{(\mathbf{r})}^{2+\delta}} = \lim_{N \rightarrow \infty} \frac{N}{\sigma_{(\mathbf{r})}^{2+\delta}} = 0,$$

which requires $\sigma_{(\mathbf{r})}^{2+\delta} = \left[\sum_{j=1}^N \sigma_{(r_j)}^2 \right]^{1+\frac{\delta}{2}}$ to be superlinear in N for some $\delta > 0$, i.e., $\sigma_{(\mathbf{r})}^{2+\delta} = \omega(N)$. It follows from Lemma 2 that $\sigma_{(r_j)}^2 = 0$ if $r_j = 0$, and $\sigma_{(r_j)}^2 > 0$ if $r_j \geq 1$. Consequently, there must be a sufficient number of non-zeros in $\mathbf{r} = (r_1, \dots, r_N)$ so that the condition is satisfied. If $\|\mathbf{r}\|_0 \geq N^\theta$ for some constant $\theta \in (0, 1]$, then there exists a constant $c > 0$ such that

$$\sigma_{(\mathbf{r})}^2 = \sum_{j=1}^N \sigma_{(r_j)}^2 \geq c \|\mathbf{r}\|_0 \geq c N^\theta.$$

Therefore,

$$\lim_{N \rightarrow \infty} \frac{N}{\sigma_{(\mathbf{r})}^{2+\delta}} \leq \lim_{N \rightarrow \infty} \frac{N}{[cN^\theta]^{1+\frac{\delta}{2}}} = \lim_{N \rightarrow \infty} N^{1-\theta(1+\frac{\delta}{2})}.$$

This limit is zero when

$$1 - \theta \left(1 + \frac{\delta}{2} \right) < 0 \iff \delta > 2 \left(\frac{1}{\theta} - 1 \right).$$

Since $\frac{1}{\theta} > 1$ for $\theta \in (0, 1]$, we can always choose a positive δ large enough to satisfy $\delta > 2 \left(\frac{1}{\theta} - 1 \right)$. Lyapunov's condition is therefore satisfied, implying that for large N we have

$$\Pr(S_N(\mathbf{r}) \geq K) = \Pr \left(\frac{S_N(\mathbf{r}) - \mu(\mathbf{r})}{\sigma_{(\mathbf{r})}} \geq \frac{K - \mu(\mathbf{r})}{\sigma_{(\mathbf{r})}} \right),$$

$$\begin{aligned} &\approx 1 - \Phi \left(\frac{K - 0.5 - \mu(\mathbf{r})}{\sigma_{(\mathbf{r})}} \right), \\ &= \Phi \left(\frac{\mu(\mathbf{r}) - K + 0.5}{\sigma_{(\mathbf{r})}} \right), \end{aligned}$$

where Φ is the CDF of a standard Gaussian distribution and the shift by 0.5 is for continuity correction. The following bound on the approximation error can be thus obtained from the Berry-Esseen inequality applied to Lyapunov's CLT [35]:

$$\left| \Pr(S_N(\mathbf{r}) \geq K) - \Phi \left(\frac{\mu(\mathbf{r}) - K + 0.5}{\sigma_{(\mathbf{r})}} \right) \right| \leq \frac{C \zeta_{(\mathbf{r})}}{\sqrt{N} \sigma_{(\mathbf{r})}^{3/2}},$$

where $C \leq 0.5606$ is a constant, and $\zeta_{\mathbf{r}}$ denotes the sum of the third absolute central moments of $Z_1(r_1), \dots, Z_N(r_N)$, i.e.,

$$\begin{aligned} \zeta_{(\mathbf{r})} &= \sum_{j=1}^N \mathbb{E} \left[|Z_j(r_j) - \mu(r_j)|^3 \right] \\ &= \sum_{j=1}^N \alpha_{(r_j)} |1 - \mu(r_j)|^3 + \beta_{(r_j)} |1 + \mu(r_j)|^3 + \gamma_{(r_j)} |\mu(r_j)|^3. \end{aligned}$$

APPENDIX F PROOFS OF LEMMA 6 AND THEOREM 7

Recall that

$$P_{\text{succ}|\mathbf{r}} \geq \Pr(S_N(\mathbf{r}) \geq K),$$

where $S_N(\mathbf{r}) = Z_1(r_1) + Z_2(r_2) + \dots + Z_N(r_N)$. For a given read profile $\mathbf{r} = (r_1, \dots, r_N)$, let $\tilde{\mathbf{r}} = (\tilde{r}_1, \tilde{r}_2, \dots, \tilde{r}_N)$ denote the elements of \mathbf{r} sorted in increasing order. By symmetry across strands, we have

$$S_N(\mathbf{r}) = S_N(\tilde{\mathbf{r}}) = Z_1(\tilde{r}_1) + Z_2(\tilde{r}_2) + \dots + Z_N(\tilde{r}_N).$$

For any $r' \in [R_{\text{all}}]$, $\tilde{h}_{r'} = h_0 + h_1 + \dots + h_{r'}$ represents the number of strands that are read at most r' times. Given r' , $\tilde{h}_{r'}$, h_0 , and $\tilde{\mathbf{r}}$, consider the random variables

$$\begin{aligned} S_{\text{low}} &= \sum_{j=1}^{\tilde{h}_{r'}} Z_j(\tilde{r}_j), & S'_{\text{low}} &= \sum_{j=h_0+1}^{\tilde{h}_{r'}} Z_j(1), \\ S_{\text{high}} &= \sum_{j=\tilde{h}_{r'}+1}^N Z_j(\tilde{r}_j), & S'_{\text{high}} &= \sum_{j=\tilde{h}_{r'}+1}^N Z_j(r'+1), \end{aligned}$$

where $S_{\text{low}} + S_{\text{high}} = S_N(\mathbf{r})$, and

$$S'_{\text{low}} \subseteq [-(\tilde{h}_{r'} - h_0), \tilde{h}_{r'} - h_0], \quad S'_{\text{high}} \subseteq [-(N - \tilde{h}_{r'}), N - \tilde{h}_{r'}].$$

It follows from Lemmas 1 and 2 that $\alpha_{(r)} = \Pr(Z(r) = +1)$ is an increasing function of r . Thus, one can easily show that

$$\Pr(S_{\text{low}} + S_{\text{high}} \geq K) \geq \Pr(S'_{\text{low}} + S'_{\text{high}} \geq K).$$

Furthermore, since the definitions of S'_{low} and S'_{high} correspond to subsets of strands with uniform read counts, their PMFs follow directly from Corollary 4 by substituting (N, r) with $(\tilde{h}_{r'} - h_0, 1)$ and $(N - \tilde{h}_{r'}, r' + 1)$, respectively. Therefore,

$$\begin{aligned} P_{\text{succ}|\mathbf{r}} &\geq \Pr(S_N(\mathbf{r}) \geq K), \\ &= \Pr(S_{\text{low}} + S_{\text{high}} \geq K), \\ &\geq \Pr(S'_{\text{low}} + S'_{\text{high}} \geq K), \end{aligned}$$

$$\geq \sum_{s \in \mathcal{S}} \Pr(S'_{\text{high}} \geq K - s \mid S'_{\text{low}} = s) \Pr(S'_{\text{low}} = s),$$

where the last inequality follows from applying the law of total probability by marginalizing over S'_{low} for any subset $\mathcal{S} \subseteq [-(\tilde{h}_{r'} - h_0), \tilde{h}_{r'} - h_0]$. This bound is of the form $P_{\text{succ}}|\mathbf{r} \geq P_{\text{succ}}|_{h_0, \tilde{h}_{r'}}$, which depends on \mathbf{r} only through h_0 (the number of strands with zero reads) and $\tilde{h}_{r'}$ (the number of strands with at most r' reads). Consequently, the proof of Theorem 7 follows by applying the law of total probability over the pair $(H_0, \tilde{H}_{r'})$, using their joint PMF derived from (9) (for $j = N$), along with the lower bound given in Lemma 6.